

# SPTS: Single-Point Text Spotting

Dezhi Peng<sup>1</sup>, Xinyu Wang<sup>6</sup>, Yuliang Liu<sup>\*2,3</sup>, Jiaxin Zhang<sup>4</sup>, Mingxin Huang<sup>1</sup>, Songxuan Lai<sup>5</sup>,  
Jing Li<sup>5</sup>, Shenggao Zhu<sup>5</sup>, Dahua Lin<sup>2</sup>, Chunhua Shen<sup>6</sup>, Xiang Bai<sup>3</sup>, Lianwen Jin<sup>\*1</sup>

<sup>1</sup> South China University of Technology <sup>2</sup> Chinese University of Hong Kong <sup>3</sup> Huazhong University of Science and Technology

<sup>4</sup> ByteDance Inc. <sup>5</sup> Huawei Cloud Computing Technologies <sup>6</sup> Zhejiang University

## ABSTRACT

Existing scene text spotting (i.e., end-to-end text detection and recognition) methods rely on costly bounding box annotations (e.g., text-line, word-level, or character-level bounding boxes). For the first time, we demonstrate that training scene text spotting models can be achieved with an extremely low-cost annotation of a single-point for each instance. We propose an end-to-end scene text spotting method that tackles scene text spotting as a sequence prediction task. Given an image as input, we formulate the desired detection and recognition results as a sequence of discrete tokens and use an auto-regressive Transformer to predict the sequence. The proposed method is simple yet effective, which can achieve state-of-the-art results on widely used benchmarks. Most significantly, we show that the performance is not very sensitive to the positions of the point annotation, meaning that it can be much easier to be annotated or even be automatically generated than the bounding box that requires precise positions. We believe that such a pioneer attempt indicates a significant opportunity for scene text spotting applications of a much larger scale than previously possible. The code will be publicly available.

## KEYWORDS

Scene text spotting, Transformer, Vision Transformer, Single-point representation

## 1 INTRODUCTION

In the last decades, it has been witnessed that modern Optical Character Recognition (OCR) algorithms are able to read textual content from pictures of complex scenes, which is an incredible development, leading to enormous interest from both academia and industry. The limitation of existing methods, and particularly their poorer performance on arbitrarily shaped scene text, have been repeatedly identified [6, 18, 22]. This can be seen in the trend of worse predictions for instances with curved shapes, varied fonts, distortions, etc.

The focus of research in the OCR community has moved on from horizontal [19, 34] and multi-oriented text [23, 41, 42] to arbitrarily shaped text [22, 28] in recent years, accompanied by the annotation format from horizontal rectangles, to quadrilaterals, and to polygons. The fact that regular bounding boxes are prone to involve noises has been well studied in previous works (see Fig. 1), which has proved that character-level and polygonal annotations can effectively lift the model performance [18, 20, 28]. Furthermore, many efforts have been made to develop more sophisticated representations to fit arbitrarily shaped text instances [8, 22, 26, 36, 43] (see Fig. 2). For example, Text Dragon [8] utilizes character-level bounding boxes to generate centerlines for enabling the prediction

of local geometry attributes, ABCNet [22] converts polygon annotations to Bezier curves for representing curved text instances, and Text Snake [26] describes text instances by a series of ordered disks centered at symmetric axes. However, these novel representations are primarily and carefully designed by experts based on prior knowledge, heavily relying on highly customized network architecture (e.g., specified Region of Interest (RoI) modules) and consuming more expensive annotations (e.g., character-level annotations), limiting their generalization ability for practical applications.

To reduce the cost of data labeling, some researchers [1, 2, 11, 33] have explored training the OCR models with coarse annotations in a weakly-supervised manner. These methods can mainly be separated into two categories, i.e., (1) bootstrapping labels to finer granularity and (2) training with partial annotations. The former usually derives character-level labels from word- or line-level annotations; thus, the models could enjoy the well-understood advantage of character-level supervision without introducing overhead costs. The latter is committed to achieving competitive performance with fewer training samples. However, both methods still rely on the costly bounding box annotations.

One of the underlying problems that prevent replacing the bounding box with a simpler annotation format, such as a single-point, is that most text spotters rely on RoI-like sampling strategies to extract the shared backbone features. For example, Mask TextSpotter requires mask prediction inside a RoI [18]; ABCNet [22] proposes BezeirAlign, while TextDragon [8] introduces RoISlide to unify the detection and recognition heads. In this paper, inspired by the recent success of a sequence-based object detector Pix2Seq [4], we show that the text spotter can be trained with a single-point, also termed as the indicated point (see Fig. 1e). Thanks to such a concise form of annotation, labeling time can be significantly saved, e.g., it only takes less than one-fiftieth of the time to label single-points for the sample image shown in Fig. 1 compared with annotating character-level bounding boxes, which is extremely tortuous especially for the small and vague text instances. Another motivating factor in selecting point annotation is that a clean and efficient OCR pipeline can be developed, discarding the complex post-processing module and sampling strategies; thus, the ambiguity introduced by RoIs (see red dashed regions in Fig. 1) can be alleviated. To the best of our knowledge, this is the first attempt to simplify the bounding box to a single-point supervision signal in the OCR community. The main contributions of this work are summarized as follows:

- For the first time, we show that the text spotters can be supervised by a simple yet effective single-point representation. Such a straightforward annotation paradigm can considerably reduce the labeling costs, making it possible to access large-scale OCR data in the future.



Figure 1: Different annotation styles and their time cost (for all the text instances in the sample image) measured by the LabelMe<sup>1</sup> tool. Green areas are positive samples, while red dashed boxes are noises that may be possibly included. The time cost of single-point annotation is more than 50 times faster than character-level annotation.



Figure 2: Some recent representations of text instances. (a) Text Dragon employs character-level bounding box to generate text centerline. (b) ABCNet converts polygon annotations to Bezier curves. (c) Text Snake describes text instances by a series of ordered disks centered at symmetric axes.

- We propose a new Transformer-based [35] scene text spotter, which forms the text spotting as a language modeling task. Given an input image, our method predicts a discrete token sequence that includes both detection and recognition results. Benefiting from such a concise pipeline, the complex post-processing and sampling strategies designed based on prior knowledge can be discarded, showing great potential in terms of flexibility and generality.
- To evaluate the effectiveness of proposed methods, extensive experiments and ablations are conducted on four widely used OCR datasets, *i.e.*, ICDAR 2013 [15], ICDAR 2015 [13], Total-Text [5], and SCUT-CTW1500 [24], involving both horizontal and arbitrarily shaped texts. The results show that the proposed SPTS can achieve state-of-the-art performance compared with existing approaches.

## 1.1 Related Work

In the past decades, a variety of scene text datasets using different annotation styles have been proposed, focusing on various scenarios, including horizontal text [14, 15] described by rectangles (Fig. 1a), multi-oriented text [13, 29] represented by quadrilaterals (Fig. 1b), and arbitrarily shaped text [5, 6, 24] labeled by polygons (Fig. 1d). These forms of annotations have facilitated the development of corresponding OCR algorithms. For example, earlier works [16] usually adapt the generic object detectors to scene text spotting, where feature maps are shared between detection and recognition heads via RoI modules. These approaches follow the

sampling mechanism designed for generic object detection and utilize rectangles to express text instances, thus performing worse on non-horizontal targets. Later, some methods [3, 10, 21] replace the rectangular bounding boxes with quadrilaterals by modifying the regular Region Proposal Network (RPN) to generate oriented proposals, enabling better performance for multi-oriented texts. Recently, with the presentation of the curved scene text datasets [5, 6, 24], the research interest of the OCR community has shifted to more challenging arbitrarily shaped texts. Generally, there are two widely adopted solutions to solve the arbitrarily shaped text spotting task, *i.e.*, segmentation-based [18, 31, 32, 39] and regression-based methods [8, 22, 37]. The former first predicts masks to segment text instances, then the features inside text regions are sampled and grouped for further recognition. For example, Mask TextSpotterv3 [18] proposes a Segmentation Proposal Network (SPN) instead of the regular RPN to decouple neighboring text instances accurately, thus significantly improving the performance. In addition, regression-based methods usually parameterize the text instances as a sequence of coordinates and subsequently learn to predict them. For instance, ABCNet [22] converts polygons into Bezier curves, significantly improving performance on curved scene texts. Wang et al. [37] first localize the boundary points of text instances, then the features rectified by Thin-Plate-Spline are fed into the recognition branch, demonstrating promising accuracy on arbitrary-shaped instances. Moreover, Xing et al. [20] boost the text spotting performance by utilizing character-level annotations, where character bounding boxes, as well as type segmentation maps, are predicted simultaneously, enabling impressive performance. Even though different representations are adopted in the above methods to describe the text instances, they are all actually derived from one of the rectangular, quadrilateral, or polygonal bounding boxes. Such annotations must be carefully labeled by human beings, thus are quite expensive, limiting the scale of training datasets.

In this paper, we propose Single-Point Text Spotting (SPTS), which is, to the best of our knowledge, the first scene text spotter that does not rely on bounding box annotations at all. Specifically, each text instance is represented by a single-point (see Fig. 1e) with a meager cost. The fact that this point does not need to be accurately marked further demonstrates the possibility of learning in a weakly supervised manner, considerably lowering down the labeling cost.

<sup>1</sup><https://github.com/wkentaro/labelme>

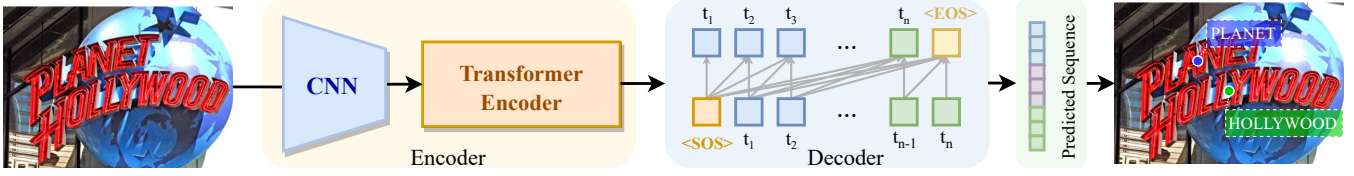


Figure 3: Overall framework of the proposed SPTS. The visual and contextual features are first extracted by a series of CNN and Transformer encoders. Then, the features are auto-regressively decoded into a sequence that contains both localization and recognition information, which is subsequently translated into point coordinates and text transcriptions. Only a point-level annotation is required for training.

## 2 METHODOLOGY

Most of the existing text spotting algorithms treat the problem as two sub-tasks, *i.e.*, text detection and recognition, albeit the entire network might be end-to-end optimized. Customized modules such as BezierAlign [22], RoISlide [8], and RoIMasking [18] are required to bridge the detection and recognition modules, where backbone features are cropped and shared between detection and recognition heads. Under such types of design, the recognition and detection modules are highly coupled. For example, the features fed to the recognition head are usually cropped from the ground-truth bounding box at the training stage since detection results are not good enough in the first iterations; thus, the recognition result is susceptible to interference from the detected bounding box during the test phase.

Recently, Pix2Seq [4] pioneered to cast the generic object detection problem as a language modeling task, based on an intuitive assumption that if a deep model knows what and where the target is, it can be taught to tell the results by the desired sequence. Thanks to the concise pipeline, labels with different attributes such as location coordinates and object categories can be integrated into a single sequence, enabling an end-to-end trainable framework without task-specific modules (*e.g.*, Region Proposal Networks and RoI pooling layers), which can thus be adapted to the text spotting task. Inspired by this, we propose Single-Point Text Spotting (SPTS). Unlike Pix2Seq which is designed for object detection only and still requires the bounding boxes for all instances, our SPTS tackles both text detection and recognition as a end-to-end sequence prediction task, using the single point location and text annotations. Compared with existing text spotting approaches, SPTS follows a much more simple and concise pipeline where the input images are translated into a sequence containing location and recognition results, genuinely enabling the text detection and recognition task simultaneously.

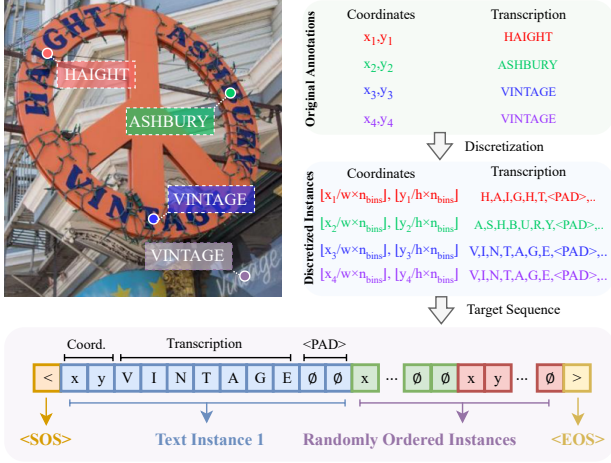
Specifically, as shown in Fig. 3, each input image is first sequentially encoded by a CNN and a Transformer encoder [35] to extract visual and contextual features. Then, the captured features are decoded by a Transformer decoder [35], where tokens are predicted in an auto-regressive manner. Unlike previous algorithms, we further simplify the bounding box to the center of the text instance, the corner point located at the top left of the first character, or the random point within the text instance, as described in Fig. 7. Benefiting from such a simple yet effective representation, the modules carefully designed based on prior knowledge, such as grouping

strategies utilized in segmentation-based methods and feature sampling blocks equipped in box-based text spotters, can be eschewed. Therefore, the recognition accuracy will not be limited by poor detection results, significantly improving the model robustness.

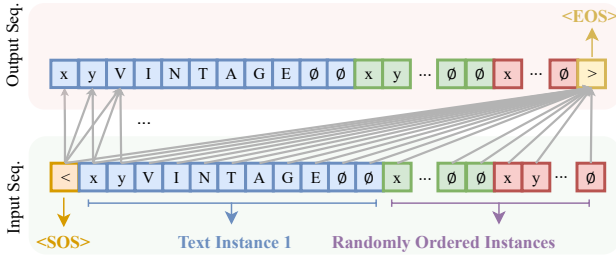
### 2.1 Sequence Construction

The fact that a sequence can carry information with multiple attributes naturally enables the text spotting task, where text instances are simultaneously localized and recognized. To express the target text instances by a sequence, it is required to convert the continuous descriptions (*e.g.*, bounding boxes) to a discretized space. To this end, as shown in Fig. 4, we follow Pix2Seq [4] to build the target sequence; what distinguishes our methods is that we further simplify the bounding box to a single-point and use the variable-length transcription instead of the single-token object category.

Specifically, the continuous coordinates of the central point of the text instance are uniformly discretized into integers between  $[1, n_{bins}]$ , where  $n_{bins}$  controls the degree of discretization. For example, an image with a long side of 800 pixels requires only  $n_{bins} = 800$  to achieve zero quantization error. Note that the central point of the text instance is obtained by averaging the upper and lower midpoints as shown in Fig. 7a. As so far, a text instance can thereby be represented by a sequence of three parts, *i.e.*,  $[x, y, t]$ , where  $(x, y)$  are the discretized coordinates and  $t$  is the transcription text. Notably, the transcriptions are inherently discrete, *i.e.*, each of the characters represents a category, thus can be easily appended to the sequence. However, different from the generic object detection that has a relatively fixed vocabulary (each  $t$  represents an object category, such as pedestrian),  $t$  can be any natural language text of any length in our task, resulting in a variable length of the target sequence, which may further cause misalignment issues and can consume more computational resources. To eliminate such problems, we pad or truncate the texts to a fixed length  $l_{tr}$ , where the  $\langle \text{PAD} \rangle$  token is used to fill the vacancy for shorter text instances. In addition, like other language modeling methods,  $\langle \text{SOS} \rangle$  and  $\langle \text{EOS} \rangle$  tokens are inserted to the head and tail of the sequence, indicating the start and the end of a sequence, respectively. Therefore, given an image that contains  $n_{ti}$  text instances, the constructed sequence will include  $(2 + l_{tr}) \times n_{ti}$  discrete tokens, where the text instances would be randomly ordered, following previous works [4]. Supposing there are  $n_{cls}$  categories of characters (*e.g.*, 97 for English characters and symbols), the vocabulary size of the dictionary used



**Figure 4: Pipeline of the sequence construction for text spotting.** The  $w$  and  $h$  denote the width and height of the input image, respectively.



**Figure 5: Input and output sequences of the Transformer decoder.**

to tokenize the sequence can be calculated as  $n_{bins} + n_{cls} + 3$ , where the extra three classes are for  $\langle PAD \rangle$ ,  $\langle SOS \rangle$ , and  $\langle EOS \rangle$  tokens. Empirically, we set the  $l_{tr}$  and  $n_{bins}$  to 25 and 1,000, respectively, in our experiments.

## 2.2 Model Training

Based on the constructed sequence, the input and output sequences of the Transformer decoder are shown in Fig. 5. Since the SPTS is trained to predict tokens, it only requires to maximize the likelihood loss at training time, which can be written as:

$$\text{maximize } \sum_{i=1}^L \mathbf{w}_i \log P(\tilde{s}_i | \mathbf{I}, \mathbf{s}_{1:i}), \quad (1)$$

where  $\mathbf{I}$  is the input image,  $\tilde{s}$  is the output sequence,  $\mathbf{s}$  is the input sequence,  $L$  is the length of the sequence, and  $\mathbf{w}_i$  is the weight of the likelihood of the  $i$ -th token, which is empirically set to 1.

## 2.3 Inference

At the inference stage, SPTS auto-regressively predicts the tokens until the end of the sequence token  $\langle EOS \rangle$  occurs. The predicted sequence will subsequently be divided into multiple segments, each

of which contains  $2 + l_{tr}$  tokens. Then, the tokens can be easily translated into the point coordinates and transcriptions, yielding the text spotting results. In addition, the likelihood of all tokens in the corresponding segment is averaged and assigned as a confidence score to filter the original outputs, which effectively removes redundant and false-positive predictions.

## 3 EXPERIMENTS

We report the experimental results on four widely used benchmarks including horizontal dataset ICDAR 2013 [15], multi-oriented dataset ICDAR 2015 [13], and arbitrarily shaped datasets Total-Text [5] and SCUT-CTW1500 [24].

### 3.1 Datasets

**Curved Synthetic Dataset 150k.** It is admitted that the performance of text spotters can be improved by pre-training on synthesized samples. Following previous work [22], we use the 150k synthetic images generated by the SynthText [9] toolbox, which contains around one-third of curved texts and two-third of horizontal instances.

**ICDAR 2013** [15] contains 229 training and 233 testing samples, while the images are primarily captured in a controlled environment, where the text contents of interest are explicitly focused in horizontal.

**ICDAR 2015** [13] consists of 1,000 training and 500 testing images that were incidentally captured, containing multi-oriented text instances presented in complicated backgrounds with strong variations in blur, distortions, etc.

**Total-Text** [5] includes 1,255 training and 300 testing images, where at least one curved sample is presented in each image and annotated with polygonal bounding box at the word-level.

**SCUT-CTW1500** [24] is another widely used benchmark designed for spotting arbitrary shaped scene text, involving 1,000 and 500 images for training and testing, respectively. The text instances are labeled by polygons at text-line level.

### 3.2 Evaluation Protocol

The existing evaluation protocol of text spotting tasks consists of two steps. Firstly, the intersection over union (IoU) scores between ground-truth (GT) and detected boxes are calculated; and only if the IoU score is larger than a designated threshold (usually set to 0.5), the boxes are matched. Then, the recognized content inside each matched bounding box is compared with the GT transcription; only if the predicted text is the same as the GT will it contribute to the end-to-end accuracy. However, in the proposed method, each text instance is represented by a single-point; thus, the evaluation metric based on the IoU is not available to measure the performance. Meanwhile, comparing the localization performance between bounding-box-based methods and the proposed point-based SPTS might be unfair, e.g., directly treating points inside a bounding box as true positives may overestimate the detection performance. To this end, we propose a new evaluation metric to ensure a relatively fair comparison to existing approaches, which mainly considers the end-to-end accuracy as it reflects both detection and recognition performance (failure detections usually lead to incorrect recognition results). Specifically, as shown in Fig. 6,



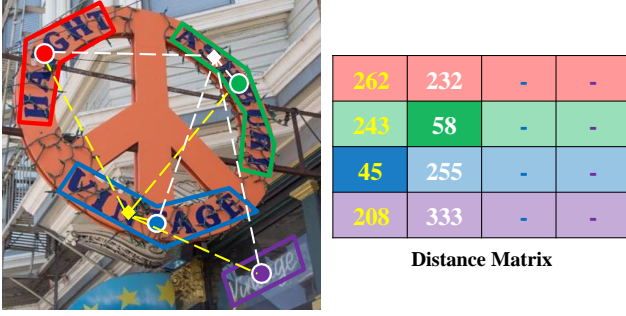


Figure 6: Illustration of the point-based evaluation metric. Diamonds are predicted points and circles represent ground truth.

Table 1: Comparison of the end-to-end recognition performance evaluated by the proposed point-based metric and box-based metric on Total-Text and SCUT-CTW1500. All results are reproduced based on the official codes.

Method	Total-Text		SCUT-CTW1500	
	Box	Point	Box	Point
ABCNetv1 [22]	67.2	67.4	53.5	53.0
ABCNetv2 [25]	71.7	71.9	57.6	57.1

we modified the text instance matching rule by replacing the IoU metric with a distance metric, *i.e.*, the predicted point that has the nearest distance to the central point of the GT box would be selected, and the recognition results will be measured by the same full-matching rules used in existing benchmarks. Only one predicted point with the highest confidence would be matched to the ground truth; others are then marked as false positives.

To explore whether the proposed evaluation protocol can genuinely represent the model accuracy, Table 1 compares the end-to-end recognition accuracy of ABCNetv1 [22] and ABCNetv2 [25] on Total-Text [5] and SCUT-CTW1500 [24] under two metrics, *i.e.*, the commonly used bounding box metric that is based on IoU, and the proposed point-based metric. The results demonstrate that the point-based evaluation protocol can well reflect the performance, where the difference between the values evaluated by box-based and point-based metrics are no more than 0.5%. For example, the ABCNetv1 model achieves 53.5% and 53.0% scores on the SCUT-CTW1500 dataset under the two metrics, respectively. Therefore, we use the point-based metric to evaluate the proposed SPTS in the following experiments.

### 3.3 Implemented Details

The model is first pretrained on a combination dataset that includes Curved Synthetic Dataset 150k [22], MLT-2017 [30], ICDAR 2013 [15], ICDAR 2015 [13], and Total-Text [5] for 300 epochs, which is optimized by the AdamW [27] with an initial learning rate of  $5 \times 10^{-4}$ , while the learning rate is linearly decayed to  $1 \times 10^{-5}$ . After pretraining, the model is then fine-tuned on the training split of each target dataset for another 400 epochs, with a fixed learning rate of  $1 \times 10^{-5}$ . The entire model is distributively trained on



Figure 7: Indicated points (red color) using different positions.

Table 2: Ablation study of the position of the point on Total-Text and SCUT-CTW1500. E2E: end-to-end evaluation metric.

Position	E2E Total-Text		E2E CTW1500	
	None	Full	None	Full
Central	74.2	82.4	63.6	83.8
Top-left	71.6	79.7	61.4	82.0
Random	73.2	80.8	62.3	81.1

32 NVIDIA V100 GPUs with a batch size of 64. In addition, we utilize ResNet-50 as the backbone network, while both the Transformer encoder and decoder consist of 6 layers with eight heads. Regarding the architecture of the Transformer, we adopt the Pre-LN Transformer [40]. During training, short size of the input image is randomly resized to a range from 640 to 896 (intervals of 32) while keeping the longer side shorter than 1,600 pixels. Random cropping and rotating are employed for data augmentation. At the inference stage, we resize short edge to 1,000 while keeping longer side shorter than 1824 pixels, following the previous works [22, 25].

### 3.4 Ablation Study

**3.4.1 Ablation study of the position of the indicated point.** In this paper, we propose to simplify the bounding box to a single-point. Intuitively, all points in the region enclosed by the bounding box should be able to represent the target text instance. To explore the differences, we conduct ablation studies that use three different strategies to get the indicated points (see Fig. 7), *i.e.*, the *central* point obtained by averaging the upper and lower midpoints, the *top-left* corner, and the *random* point inside the box. It should be noted that, we use the corresponding ground-truth here to calculate the distance matrix for evaluating the performance, *i.e.*, the distance to the ground-truth top-left point is used for *top-left*, the distance to the ground-truth central point for *central*, and the closest distance to the ground-truth polygon for *random*.

The results are shown in Table 2, where the results of *central*, *top-left*, and *random* are close in both datasets. It suggests that the performance is not very sensitive to the positions of the point annotation.

**3.4.2 Comparison between different representations.** The proposed SPTS can be easily extended to produce bounding boxes by modifying the point coordinates to bounding box locations during sequence construction. Here, we conduct ablations to explore the influence by using different representations of the text instances. Specifically, three variants are explored, including the Bezier curve

**Table 3: Comparison with different shapes of bounding box.**  $N_p$  is the number of parameters required to describe the location of text instances by different representations.

Variants	Total-Text		SCUT-CTW1500		$N_p$
	None	Full	None	Full	
SPTS-Bezier	60.6	71.6	52.6	73.9	16
SPTS-Rect	71.6	80.4	56.9	75.9	4
SPTS-Point	<b>74.2</b>	<b>82.4</b>	<b>63.6</b>	<b>83.8</b>	2

**Table 4: End-to-end recognition results on ICDAR 2013.** “S”, “W”, and “G” represent recognition with “Strong”, “Weak”, and “Generic” lexicon, respectively. Bold indicates state-of-the-art. Underline indicates second best.

Method	IC13 End-to-End		
	S	W	G
Bounding Box-based methods			
Jaderberg et al. [12]	86.4	-	-
Textboxes [19]	91.6	89.7	83.9
Deep Text Spotter [3]	89.0	86.0	77.0
Li et al. [16]	91.1	89.8	84.6
MaskTextSpotter [28]	<u>92.2</u>	<u>91.1</u>	<u>86.5</u>
Point-based method			
SPTS (Ours)	<b>93.3</b>	<b>91.7</b>	<b>88.5</b>

**Table 5: End-to-end recognition results on ICDAR 2015.** “S”, “W”, and “G” represent recognition with “Strong”, “Weak”, and “Generic” lexicon, respectively. Bold indicates state-of-the-art. Underline indicates second best.

Method	IC15 End-to-End		
	S	W	G
Bounding Box-based methods			
FOTS [21]	81.1	75.9	60.8
Mask TextSpotter [17]	83.0	77.7	<u>73.5</u>
CharNet [20]	<u>83.1</u>	<b>79.2</b>	69.1
TextDragon [8]	82.5	78.3	65.2
Mask TextSpotter v3 [18]	<b>83.3</b>	78.1	<b>74.2</b>
MANGO [31]	81.8	<u>78.9</u>	67.3
ABCNetV2 [25]	82.7	78.5	73.0
PAN++ [39]	82.7	78.2	69.2
Point-based method			
SPTS (Ours)	77.5	70.2	65.8

bounding box (SPTS-Bezier), the rectangular bounding box (SPTS-Rect), and the indicated point (SPTS-point). Since we only focus on end-to-end performance here, to minimize the impact of detection results, each method uses corresponding representations to match the GT box in the evaluation. That is to say, the single-point model (original SPTS) uses the evaluation metrics introduced in Sec. 3.2, *i.e.*, distance between points; the predictions of SPTS-Rect are matched to the circumscribed rectangle of the polygonal annotations; the SPTS-Bezier adopts the original metric that matches polygon boxes. As shown in Table 3, the SPTS-point achieves the best performance on both the Total-Text and SCUT-CTW1500 datasets, outperforming the other two representations by a large margin. Such experimental results suggest that a low-cost annotation, *i.e.*,

**Table 6: End-to-end recognition results and detection results on Total-Text.** “None” represents lexicon-free. “Full” represents that we use all the words appeared in the test set. Bold indicates state-of-the-art. Underline indicates second best.

Method	Total-Text End-to-End	
	None	Full
Bounding Box-based methods		
CharNet [20]	66.6	-
ABCNet [22]	64.2	75.7
PGNet [38]	63.1	-
Mask TextSpotter [28]	65.3	77.4
Qin et al. [32]	67.8	-
Mask TextSpotter v3 [18]	71.2	78.4
MANGO [31]	<u>72.9</u>	<b>83.6</b>
PAN++ [39]	68.6	78.6
ABCNet v2 [25]	70.4	78.1
Point-based method		
SPTS (Ours)	<b>74.2</b>	<u>82.4</u>

**Table 7: End-to-end recognition results on SCUT-CTW1500.** “None” represents lexicon-free. “Full” represents that we use all the words appeared in the test set. ABCNet\* means using the github checkpoint<sup>2</sup>. Bold indicates state-of-the-art. Underline indicates second best.

Method	SCUT-CTW1500 End-to-End	
	None	Full
Bounding Box-based methods		
TextDragon [8]	39.7	72.4
ABCNet [22]	45.2	74.1
ABCNet* [22]	53.2	76.0
MANGO [31]	<u>58.9</u>	<u>78.7</u>
ABCNet v2 [25]	57.5	77.2
Point-based method		
SPTS (Ours)	<b>63.6</b>	<b>83.8</b>

the indicated point, is capable of providing supervision for the text spotting task. The reason for the low performance of SPTS-Bezier and SPTS-Rect may be that longer sequences (*e.g.*, SPTS-Bezier with  $N_p = 16$  vs. SPTS-Point with  $N_p = 2$ ) require more training iterations to converge; thus, SPTS-Bezier and SPTS-Rect cannot achieve comparable accuracy under the same training schedule.

### 3.5 Comparison with Existing methods on Scene Text Benchmarks

**3.5.1 Horizontal-Text Dataset.** Table 4 compares the proposed SPTS with existing methods on the widely used ICDAR 2013 [15] benchmark. Our method achieves state-of-the-art results with all three lexicons. It should be noted that the proposed SPTS only utilizes a single-point for training, while the other approaches are fully trained with more costly bounding boxes.

**3.5.2 Multi-Oriented Dataset.** The quantitative results of the ICDAR 2015 [13] dataset are shown in Table 5. A performance gap between the proposed SPTS and state-of-the-art methods can still

<sup>2</sup><https://github.com/aim-uofa/AdelaiDet/blob/master/configs/BAText/README.md>



Figure 8: Qualitative results on the scene text benchmarks. Images are selected from Total-Text (first row), SCUT-CTW1500 (second row), ICDAR 2013 (third row), and ICDAR 2015 (fourth row). Zoom in for best view.

be found, which shows some limitations of our method for tiny texts that are often presented in the ICDAR 2015 dataset. Because the sequence is directly decoded from the feature of the entire image without dedicated RoI operations, the tiny texts are difficult to handle with our method.

**3.5.3 Arbitrarily Shaped Dataset.** We further compare our method with existing approaches on the benchmarks containing arbitrarily shaped texts, including Total-Text [5] and SCUT-CTW1500 [24]. As shown in Table 6, SPTS achieves state-of-the-art performance only using extremely low-cost point annotations. Additionally, Table 7 shows that our method outperforms state-of-the-art approaches by a large margin on the challenging SCUT-CTW1500 dataset, which further identifies the potentiality of our method.

**3.5.4 Summary.** In summary, the proposed SPTS can achieve state-of-the-art performance compared with previous text spotters on

several widely used benchmarks. Especially on the two curved datasets, *i.e.*, Total-Text [5] and SCUT-CTW1500 [24], the proposed SPTS outperforms some recently proposed methods by a large margin. The reason why our methods can achieve better accuracy on arbitrary-shaped texts might be: (1) The proposed SPTS discards the task-specific modules (*e.g.*, RoI modules) designed based on prior knowledge; therefore, the recognition accuracy is decoupled with the detection results, *i.e.*, SPTS can achieve acceptable recognition results even the detection position is shifted. However, the recognition heads of other methods heavily rely on the detection results, which is the main reason of their poor end-to-end accuracy. Once the text instance cannot be perfectly localized, their recognition heads fail to work. (2) Although previous models are trained in an end-to-end manner, the interactions between their detection and recognition branches are limited. Specifically, the features fed to the recognition module are sampled based on the



**Table 8: Comparison between the end-to-end recognition results of the SPTS and NPTS models.**


Method	Total-Text		SCUT-CTW1500		ICDAR 2013			ICDAR 2015		
	None	Full	None	Full	S	W	G	S	W	G
SPTS	74.2	82.4	63.6	83.8	93.3	91.7	88.5	77.5	70.2	65.8
NPTS	64.7	71.9	55.4	74.3	90.4	84.9	80.2	69.4	60.3	55.6

**Figure 9: Qualitative results of the NPTS model on several scene text benchmarks. Images are selected from Total-Text (first row), SCUT-CTW1500 (second row), ICDAR 2013 (third row), and ICDAR 2015 (fourth row). Zoom in for best view.**

ground-truth position while training but from detection results at the inference stage, leading to feature misalignment, which is far more severe on curved instances. However, by tackling the spotting task in a sequence modeling manner, the proposed SPTS eliminates such issues, thus showing more robustness on arbitrarily shaped datasets.

### 3.6 Extensions of SPTS

**3.6.1 No-Point Text Spotting.** The experiments suggest that the detection and recognition may have been decoupled. Based on the results, we further show that SPTS can be converged even without the supervision of the single point annotations. The No-Point Text Spotting (NPTS) model is obtained by removing the coordinates of the indicated points from the constructed sequence. Fig. 9 shows the qualitative results of NPTS, which indicates the model may have learned the ability to implicitly find out the locations of the text merely based on the transcriptions. The comparison between the end-to-end recognition results of the SPTS and NPTS models is presented in Tab. 8. The evaluation metric described in Sec. 3.2 is adapted for NPTS, where the distance matrix between the predicted and GT points is replaced with an edit distance matrix between the predicted and GT transcriptions. Despite the obvious gap between SPTS and NPTS, the preliminary results achieved by NPTS are still

**Figure 10: Qualitative object detection results on the Pascal VOC 2012 validation set under the single-point supervision.**

surprising and very encouraging, which is worth studying in the future.

**3.6.2 Single-Point Object Detection.** To demonstrate the generality of SPTS, we conduct experiments on the Pascal VOC [7] object detection task, where the model is trained with central points and the corresponding categories. All other settings are identical to the text spotting experiment. Some preliminary qualitative results on the validation set are shown in Fig. 10. The results suggest that single-point might be viable to provide extremely low-cost annotation for general object detection.

## 4 LIMITATION

One limitation of the proposed framework is that the training procedure requires a large number of computing resources. For example, 300 epochs for 160k scene text pretraining and 400 epochs for fine-tuning require approximately 63 hours when the model is distributively trained using 32 NVIDIA V100 GPU cards.

Another limitation of SPTS is that it can not well handle extremely tiny text spotting (as indicated in Sec. 3.5.2), because the feature representation ability of SPTS can not reach a high resolution for extracting effective tiny text features. This issue deserves further study in the future.

## 5 CONCLUSION

We propose SPTS, which is, to the best of our knowledge, a pioneering method that tackles scene text spotting using only the extremely low-cost single-point annotation. The successful attempt sheds some brand-new insights that challenges the necessity of the traditional box annotations in the field. SPTS is an auto-regressive Transformer-based framework that can simply generate the results as sequential tokens, which can avoid complex post-processing or exclusive sampling stages. Based on such a concise framework, extensive experiments demonstrate state-of-the-art performance of SPTS on various datasets. We further show that our method has the potential to be extended to the no-point text spotting and generic object detection tasks.



## REFERENCES

- [1] Youngmin Baek, Bado Lee, Dongyoon Han, Sangdoo Yun, and Hwalsuk Lee. 2019. Character region awareness for text detection. In *Proc. IEEE Conf. Comp. Vis. Patt. Recogn.* 9365–9374.
- [2] Christian Bartz, Haojin Yang, and Christoph Meinel. 2018. SEE: Towards semi-supervised end-to-end scene text recognition. In *Proc. AAAI Conf. Artificial Intell.*
- [3] Michal Busta, Lukas Neumann, and Jiri Matas. 2017. Deep textspotter: An end-to-end trainable scene text localization and recognition framework. In *Proc. IEEE Int. Conf. Comp. Vis.* 2204–2212.
- [4] Ting Chen, Saurabh Saxena, Lala Li, David J Fleet, and Geoffrey Hinton. 2022. Pix2Seq: A language modeling framework for object detection. In *Proc. Int. Conf. Learn. Represent.*
- [5] Chee Kheng Ch'ng and Chee Seng Chan. 2017. Total-Text: A comprehensive dataset for scene text detection and recognition. In *Proc. Int. Conf. Doc. Anal. and Recognit.*, Vol. 1. IEEE, 935–942.
- [6] Chee Kheng Chng, Yuliang Liu, Yipeng Sun, Chun Chet Ng, Canjie Luo, Zihan Ni, ChuanMing Fang, Shuaitao Zhang, Junyu Han, Errui Ding, et al. 2019. ICDAR2019 robust reading challenge on arbitrary-shaped text-RRC-ArT. In *Proc. Int. Conf. Doc. Anal. and Recognit.* 1571–1576.
- [7] Mark Everingham, Luc Van Gool, Christopher KI Williams, John Winn, and Andrew Zisserman. 2010. The pascal visual object classes (VOC) challenge. *Int. J. Comput. Vis.* 88, 2 (2010), 303–338.
- [8] Wei Feng, Wenhao He, Fei Yin, Xu-Yao Zhang, and Cheng-Lin Liu. 2019. TextDragon: An End-to-End Framework for Arbitrary Shaped Text Spotting. In *Proc. IEEE Int. Conf. Comp. Vis.* 9076–9085.
- [9] Ankush Gupta, Andrea Vedaldi, and Andrew Zisserman. 2016. Synthetic data for text localisation in natural images. In *Proc. IEEE Conf. Comp. Vis. Patt. Recogn.* 2315–2324.
- [10] Tong He, Zhi Tian, Weilin Huang, Chunhua Shen, Yu Qiao, and Changming Sun. 2018. An end-to-end textspotter with explicit alignment and attention. In *Proc. IEEE Conf. Comp. Vis. Patt. Recogn.* 5020–5029.
- [11] Han Hu, Chengquan Zhang, Yuxuan Luo, Yuzhuo Wang, Junyu Han, and Errui Ding. 2017. WordSup: Exploiting word annotations for character based text detection. In *Proc. IEEE Int. Conf. Comp. Vis.* 4940–4949.
- [12] Max Jaderberg, Karen Simonyan, Andrea Vedaldi, and Andrew Zisserman. 2016. Reading text in the wild with convolutional neural networks. *Int. J. Comput. Vis.* 116, 1 (2016), 1–20.
- [13] Dimosthenis Karatzas, Lluís Gomez-Bigorda, Angelos Nicolaou, Suman Ghosh, Andrew Bagdanov, Masakazu Iwamura, Jiri Matas, Lukas Neumann, Vijay Ramaseshan Chandrasekhar, Shijian Lu, et al. 2015. ICDAR 2015 competition on robust reading. In *Proc. Int. Conf. Doc. Anal. and Recognit.* IEEE, 1156–1160.
- [14] Dimosthenis Karatzas, S Robles Mestre, Joan Mas, Farshad Nourbakhsh, and P Pratim Roy. 2011. ICDAR 2011 robust reading competition-challenge 1: reading text in born-digital images (web and email). In *Proc. Int. Conf. Doc. Anal. and Recognit.* 1485–1490.
- [15] Dimosthenis Karatzas, Faisal Shafait, Seiichi Uchida, Masakazu Iwamura, Lluís Gomez i Bigorda, Sergi Robles Mestre, Joan Mas, David Fernandez Mota, Jon Almazan Almazan, and Lluís Pere De Las Heras. 2013. ICDAR 2013 robust reading competition. In *Proc. Int. Conf. Doc. Anal. and Recognit.* IEEE, 1484–1493.
- [16] Hui Li, Peng Wang, and Chunhua Shen. 2017. Towards end-to-end text spotting with convolutional recurrent neural networks. In *Proc. IEEE Int. Conf. Comp. Vis.* 5238–5246.
- [17] Minghui Liao, Pengyuan Lyu, Minghang He, Cong Yao, Wenhao Wu, and Xiang Bai. 2019. Mask TextSpotter: An end-to-end trainable neural network for spotting text with arbitrary shapes. *IEEE Trans. Pattern Anal. Mach. Intell.* (2019).
- [18] Minghui Liao, Guan Pang, Jing Huang, Tal Hassner, and Xiang Bai. 2020. Mask TextSpotter v3: Segmentation Proposal Network for Robust Scene Text Spotting. In *Proc. Eur. Conf. Comp. Vis.*
- [19] Minghui Liao, Baoguang Shi, Xiang Bai, Xinggang Wang, and Wenyu Liu. 2017. TextBoxes: A fast text detector with a single deep neural network. In *Proc. AAAI Conf. Artificial Intell.*
- [20] Xing Linjie, Tian Zhi, Huang Weilin, and R. Scott Matthew. 2019. Convolutional Character Networks. In *Proc. IEEE Int. Conf. Comp. Vis.*
- [21] Xuebo Liu, Ding Liang, Shi Yan, Dagui Chen, Yu Qiao, and Junjie Yan. 2018. FOTS: Fast oriented text spotting with a unified network. In *Proc. IEEE Conf. Comp. Vis. Patt. Recogn.* 5676–5685.
- [22] Yuliang Liu, Hao Chen, Chunhua Shen, Tong He, Lianwen Jin, and Liangwei Wang. 2020. ABCNet: Real-time Scene Text Spotting with Adaptive Bezier-Curve Network. *Proc. IEEE Conf. Comp. Vis. Patt. Recogn.* (2020).
- [23] Yuliang Liu and Lianwen Jin. 2017. Deep matching prior network: Toward tighter multi-oriented text detection. In *Proc. IEEE Conf. Comp. Vis. Patt. Recogn.* 1962–1969.
- [24] Yuliang Liu, Lianwen Jin, Shuaitao Zhang, Canjie Luo, and Sheng Zhang. 2019. Curved scene text detection via transverse and longitudinal sequence connection. *Pattern Recogn.* 90 (2019), 337–345.
- [25] Yuliang Liu, Chunhua Shen, Lianwen Jin, Tong He, Peng Chen, Chongyu Liu, and Hao Chen. 2021. ABCNet v2: Adaptive Bezier-Curve Network for Real-time End-to-end Text Spotting. *IEEE Trans. Pattern Anal. Mach. Intell.* (2021), 1–1. <https://doi.org/10.1109/TPAMI.2021.3107437>
- [26] Shangbang Long, Jiaqiang Ruan, Wenjie Zhang, Xin He, Wenhao Wu, and Cong Yao. 2018. TextSnake: A flexible representation for detecting text of arbitrary shapes. In *Proc. Eur. Conf. Comp. Vis.* 20–36.
- [27] Ilya Loshchilov and Frank Hutter. 2018. Decoupled weight decay regularization. *Proc. Int. Conf. Learn. Representations* (2018).
- [28] Pengyuan Lyu, Minghui Liao, Cong Yao, Wenhao Wu, and Xiang Bai. 2018. Mask TextSpotter: An end-to-end trainable neural network for spotting text with arbitrary shapes. In *Proc. Eur. Conf. Comp. Vis.* 67–83.
- [29] Nibal Nayef, Yash Patel, Michal Busta, Pinaki Nath Chowdhury, Dimosthenis Karatzas, Wafa Khlif, Jiri Matas, Umapada Pal, Jean-Christophe Burie, Cheng-lin Liu, et al. 2019. ICDAR 2019 Robust Reading Challenge on Multi-lingual Scene Text Detection and Recognition–RRC-MLT-2019. In *Proc. Int. Conf. Doc. Anal. and Recognit.* 1582–1587.
- [30] Nibal Nayef, Fei Yin, Imen Bizid, Hyunsoo Choi, Yuan Feng, Dimosthenis Karatzas, Zhenbo Luo, Umapada Pal, Christophe Rigaud, Joseph Chazalon, et al. 2017. ICDAR 2017 robust reading challenge on multi-lingual scene text detection and script identification–RRC-MLT. In *Proc. Int. Conf. Doc. Anal. and Recognit.*, Vol. 1. IEEE, 1454–1459.
- [31] Liang Qiao, Ying Chen, Zhanzhan Cheng, Yunlu Xu, Yi Niu, Shiliang Pu, and Fei Wu. 2021. MANGO: A Mask Attention Guided One-Stage Scene Text Spotter. In *Proc. AAAI Conf. Artificial Intell.* 2467–2476.
- [32] Siyang Qin, Alessandro Bissacco, Michalis Raptis, Yasuhisa Fujii, and Ying Xiao. 2019. Towards unconstrained end-to-end text spotting. In *Proc. IEEE Int. Conf. Comp. Vis.* 4704–4714.
- [33] Shangxuan Tian, Shijian Lu, and Chongshou Li. 2017. WeText: Scene text detection under weak supervision. In *Proc. IEEE Int. Conf. Comp. Vis.* 1492–1500.
- [34] Zhi Tian, Weilin Huang, Tong He, Pan He, and Yu Qiao. 2016. Detecting text in natural image with connectionist text proposal network. In *Proc. Eur. Conf. Comp. Vis.* Springer, 56–72.
- [35] Ashish Vaswani, Noam Shazeer, Niki Parmar, Jakob Uszkoreit, Llion Jones, Aidan N Gomez, Ł ukasz Kaiser, and Illia Polosukhin. 2017. Attention is All you Need. In *Proc. Advances in Neural Inf. Process. Syst.*, Vol. 30.
- [36] Fangfang Wang, Yifeng Chen, Fei Wu, and Xi Li. 2020. TextRay: Contour-based Geometric Modeling for Arbitrary-shaped Scene Text Detection. In *Proc. ACM Int. Conf. Multimedia.* 111–119.
- [37] Hao Wang, Pu Lu, Hui Zhang, Mingkun Yang, Xiang Bai, Yongchao Xu, Mengchao He, Yongpan Wang, and Wenyu Liu. 2020. All You Need Is Boundary: Toward Arbitrarily-Shaped Text Spotting. In *Proc. AAAI Conf. Artificial Intell.* 12160–12167.
- [38] Pengfei Wang, Chengquan Zhang, Fei Qi, Shanshan Liu, Xiaoqiang Zhang, Pengyuan Lyu, Junyu Han, Jingtuo Liu, Errui Ding, and Guangming Shi. 2021. PGNet: Real-time Arbitrarily-Shaped Text Spotting with Point Gathering Network. In *Proc. AAAI Conf. Artificial Intell.* 2782–2790.
- [39] Wenhao Wang, Enze Xie, Xiang Li, Xuebo Liu, Ding Liang, Yang Zhibo, Tong Lu, and Chunhua Shen. 2021. PAN++: Towards Efficient and Accurate End-to-End Spotting of Arbitrarily-Shaped Text. *IEEE Transactions on Pattern Analysis and Machine Intelligence* (2021), 1–1. <https://doi.org/10.1109/TPAMI.2021.3077555>
- [40] Ruibin Xiong, Yunchang Yang, Di He, Kai Zheng, Shuxin Zheng, Chen Xing, Huishuai Zhang, Yanyan Lan, Liwei Wang, and Tieyan Liu. 2020. On layer normalization in the Transformer architecture. In *Proc. Int. Conf. Mach. Learn.* 10524–10533.
- [41] Cong Yao, Xiang Bai, Wenyu Liu, Yi Ma, and Zhuowen Tu. 2012. Detecting texts of arbitrary orientations in natural images. In *Proc. IEEE Conf. Comp. Vis. Patt. Recogn.* IEEE, 1083–1090.
- [42] Xinyu Zhou, Cong Yao, He Wen, Yuzhi Wang, Shuchang Zhou, Weiran He, and Jiajun Liang. 2017. EAST: An efficient and accurate scene text detector. In *Proc. IEEE Conf. Comp. Vis. Patt. Recogn.* 5551–5560.
- [43] Yiqin Zhu, Jianyong Chen, Lingyu Liang, Zhanghui Kuang, Lianwen Jin, and Wayne Zhang. 2021. Fourier contour embedding for arbitrary-shaped text detection. In *Proc. IEEE Conf. Comp. Vis. Patt. Recogn.* 3123–3131.