

Fuzzy Win-Win: A Novel Approach to Quantify Win-Win Using Fuzzy Logic

Ahmad B. Hassanat

*Faculty of information technology,
Mutah University
Karak, Jordan, hasanat@mutah.edu.jo*

Ghada A. Altarawneh

*Department of accounting,
Mutah University
Karak, Jordan*

Ahmad S. Tarawneh

*Department of algorithms and their applications,
Eotvos Lorand University
Budapest, Hungary*

David Carfi

*Department of Mathematics,
University of California Riverside, Riverside,
CA92521, USA*

Abdullah Almuhaimeed

*The National Centre for Genomics and Bioinformatics,
King Abdulaziz City for Science and Technology,
Riyadh, 11442, Saudi Arabia*

Abstract

The classic win-win has a key flaw in that it cannot offer the parties with right amounts of winning because each party believes they are winners. In reality, one party may win more than the other. This strategy is not limited to a single product or negotiation; it may be applied to a variety of situations in life. We present a novel way to measure the win-win situation in this paper. The proposed method employs the Fuzzy logic to create a mathematical model that aids negotiators in quantifying their winning percentages. The model is put to the test on real-life negotiation scenarios such as the Iraqi-Jordanian oil deal, and the iron ore negotiation (2005-2009). The presented model has shown to be a useful tool in practice and can be easily generalized to be utilized in other domains as well.

1. Introduction

According to Merriam Webster dictionary, the first known use of the word win-win goes back to the year 1962. As per the dictionary, the concept is defined as “advantageous or satisfactory to all parties involved”. In spite of the fact that some experts regard this concept as an oxymoron [1, 2, 3, 4], it has captivated practically almost everyone on the planet and is used on a daily basis by almost everyone. Furthermore, it piqued academics interest in a wide range of topics and study disciplines, including Economy [1, 5, 6, 7, 8, 9], Business [10, 11, 12, 13, 14], Game Theory [15, 16, 17, 18, 19, 20], Sustainability [21, 22, 23], Biology [24, 25, 26, 27, 28], Policy [29, 30, 31], Agriculture [32, 33], Health [34, 35, 36], Education [37, 38, 39, 40], Social science [41, 42, 43, 44], Engineering [45, 46, 47], Tourism [48, 49], etc.

The phrase “win-win” made its first documented appearance in Singer’s work [50], where he characterized it as follows: “In zero-sum games, every win for one side is a loss for the other; there can be no such thing as a ‘win-win’ outcome. The non-zero-sum game, on the other hand, is not one of pure conflict, but a mixture of conflict and co-operation. An excellent example is the “prisoner’s dilemma” noted in the previous chapter. Objectively, a win-win outcome was available, but the prisoners played as if it were not.” Since then, the term has been defined several times based on the study discipline and the topic addressed; the following are examples of distinct definitions from various scholars:

- Covey defines win-win as “a frame of mind and heart that constantly seeks mutual benefit in business and personal transactions” [51].
- Nalis et al. define win-win solutions as “outcomes of interpersonal behavior that exceed the outcomes that each participant could achieve alone” [52].
- Fujita et al. define win-win as “ideas that might give both parties most of what they want” [53].
- Thompson and Gonzales regard “win-win outcome to be one that is efficient- meaning that there is no other outcome parties could reach that at least one party would prefer without reducing the other party’s utility” [54].

- Brooks defines win-win as “success in two or more of the outcomes measured (ecological, economic, social) and “tradeoffs” are defined as some combination of success, limited success, or failure” [55].
- Bottos, and Coleman define win-win in any negotiation as “the outcome that makes both parties feel as though they have benefited from the discussion” [56].
- Carbonara et al. concluded that win-win is the capacity to meet the diverse interests of the parties involved by assuring their profit demands while also fairly allocating risk among them [57].
- Ekermo defines win-win as “the theoretical possibility of finding mutually beneficial solutions for economy and environment” [58].
- Smith et al. define win-win as “the idea that one person’s success is not achieved at the expense or exclusion of the success of others” [59].
- Engler defines win-win as “a fair distribution of the efforts of the collaboration and the results” [60]
- Moon and Dathe-Douglass defines win-win as “the only rational way for a leader to think” [61].
- Willing et al. define win-win as “the approach that seeks a mutually beneficial outcome, resulting in mutual cooperation and joint commitment in its implementation” [62].
- Blount defines win-win as “the warm blanket of delusion where your commission check and your company’s profits curl up to die” [63].
- Dor defines win-win as “the art of winning while letting the other side think that they have won as well” [64].
- And recently, Zhang et al. define win-win as “the realization of maximizing the interests of both sides, which is a harmonious development with mutual benefits” [65].

The importance of the win-win notion is evidenced from its widespread applicability in almost all study fields, giving feasible answers to a vast array of challenges. Furthermore, a great number

of scholars are praising the concept by giving it fancy titles based on the application, such as the key [66], the solution [67], the optimal choice [68], the best model [69], the cornerstone [70], the ultimate goal [71], the only way [72], the final purpose [73], the logical force [74], the ideal way [75], the ideal solution [76], the objective [77], etc. Moreover, by the time of writing this paper, searching the Google Scholar engine for the word “win-win” returned 616,000 results, while searching the Google engine returned 68,400,000. This is an indicator that the concept is widely used, whether in academia or in general.

Scholars’ differing opinions on win–win have resulted in a variety of explanations and definitions. Because of this difficulty, defining win–win as a rule of thumb is challenging. For example, Eshun et al. [78] defined win–win in Public–private partnership as a situation in which both the private and public sectors are equally and actively involved in the formulation of optimal and equitable risk assessment and allocation. While some scholars argue that negotiators with a fixed-pie bias consistently fail to attain optimal distributions because they do not seek out win–win solutions and are content with a just acceptable compromise [79, 80, 81]. On the contrary, Nalis et al. argue that such views might be incorrect, implying that there is a feasible solution that people just do not notice. As a result, it is crucial to figure out which personality qualities and circumstance conditions make developing such solutions easier [52]. Similarly, Lute stated that understanding the trends with the various management styles is extremely beneficial in building and sustaining a win-win environment, thus personal behaviour is attributed to the success of a win-win situation [82].

Because there are differing viewpoints, ambiguity, or at the very least misinterpretation of the notion of win-win, several researchers have worked to improve it. As an example, Fisher and Ury [83] presented a new form of win-win negotiation referred to as “principled negotiation”. They stated that effective negotiations promote collaboration toward a common objective. And they defined a number of stages to conducting principled negotiation, including:

- Separate People From the Problem
- Focus on Interests, Not Positions
- Invent Options for Mutual Gain
- Use Objective Criteria

The authors of [1] proposed Goal-oriented balancing: happy–happy negotiations beyond win–win situations, suggesting that the term ”win–win” is an oxymoron because it juxtaposes aspects that are incompatible (Only winners are possible because winning implies that someone will lose). As a result, they proposed the term ”happy–happy situation” to better explain the heart of a successful negotiating process, suggesting that both parties should be satisfied. According to [1], the concept ”happy–happy” offers a number of advantages, including:

- It isn’t an oxymoron, thus it more accurately represents the desired situation.
- It isn’t a competitive metaphor because it emphasizes fulfilment instead of competitiveness.
- It is relational rather than transactional in nature.
- Because it depicts an emotion, it focuses on the process rather than an objective end.
- It signifies that the negotiating process is ongoing and does not come to an end in a specific circumstance.

Another interesting study done by Paul Gruenbacher [84] employed win-win solution in the software development. More specifically, he used a methodology called easy win-win. In this methodology, the author suggests the involvement of stockholders in the negotiations to maximize the satisfactory level between the negotiators. In his methodology, the stockholders can be a part of processes like brainstorming, which can be done electronically and make them able to share their ideas simultaneously. This approach helps in simplify the involvement as well as enhance the interaction and communication of stockholders.

To the best of our knowledge, the only mathematical win-win model was proposed by Antonio Ruiz–Cortes and co-workers [85]. They suggest an improvement on the traditional win-win in the requirement engineering stage of a given project. Their improvement was based on a mathematical representation of the requirements using the set theory and make constraints associated with each win condition in the requirement space. The improvement is applicable in product–oriented contexts and where it can be many stockholders in the projects. The main benefit of their proposal is that it removes the conflicts before the negotiation starts in order to maximize the satisfaction for all the involved parties.

During our review of the literature on the win-win concept, we came across findings that contradict each other, such as the importance of teaching win-win [86] and the Myth of the Win-Win

[87]. Furthermore, in terms of win-win, all prior research and definitions employed ambiguous or Fuzzy terms such as outcomes, most, success, efficiency, utility, fairness, beneficial, maximizing, etc. Knowing that there is no universal or absolute measure of happiness, fairness, success, etc., we claim that the concept of win-win is ambiguous or at least Fuzzy enough to produce such an inconsistency since it is not formally and accurately modelled. As a result, we are motivated to develop a new win-win model based on Fuzzy logic, which we refer to as Fuzzy win-win.

In a typical win-win situation, both parties believe they are winners; however, this is only partially accurate; in most circumstances, one side wins more, which is why we propose our Fuzzy win-win model, which attempts to quantify the winning situation for each party.

2. The Proposed Fuzzy win-win model

Almost all the models proposed in the literature were attempting to ensure satisfaction between different parties. However, no model answers the question that how much each party benefits from the deal or the negotiations? The Fuzzy win-win approach is based on the well-known Fuzzy logic, and it is proposed here to determine the winning proportion of each negotiator. Fuzzy logic is first proposed by Lotfi Aliasker Zadeh in 1965 [88], and since then it has been used in fields as diverse as Economics, Statistics, Finance, Management, Engineering, etc. [89, 90, 91, 92, 93, 94, 95, 96, 97, 98, 99, 100, 101, 102, 103, 104, 105, 106, 107, 108, 109, 110, 111].

Fuzzy logic uses membership functions to determine the percent of win for each party. To simplify the illustration of the proposed model, we consider two parties of the negotiation. The first one is the seller and the second one is the buyer. Let us assume that both are negotiating on selling/buying of a product, with the following parameters:

- Product initial cost price (CP).
- The negotiation results in selling the product in price P .
- The seller wanted price (SP), normally this price is the fair market price of the product measured at the same time of the negotiated deal.

Typically, $SP > CP$ therefore, and according to the win-win, if $P > CP$ then the seller is consider as a winner. At the same time, if $P < SP$ then the buyer is considered as a winner. However, if $P > CP \wedge P < SP$ then both parties are considered winners regardless P . And this

is exactly the dilemma of the win-win, as both of the seller and buyer do not win the same; one of them might win more, and therefore benefits more from the deal. The previous aspects of the proposed Fuzzy win-win model can be quantitatively expressed using membership functions in order to quantify the quantity; or, to be more specific, the percentage of winning for each party as follows:

$$Seller(P) = \begin{cases} 0\% & P < CP \\ 100\% & P > SP \\ \frac{P-CP}{SP-CP} \% & otherwise \end{cases} \quad (1)$$

where Seller(P) is a function of P, which outputs the percentage of winning of the seller, and

$$Buyer(P) = \begin{cases} 100\% & P < CP \\ 0\% & P > SP \\ \frac{SP-P}{SP-CP} \% & otherwise \end{cases} \quad (2)$$

where Buyer(P) is a function of P, which outputs the percentage of winning of the buyer.

Obviously, the Fuzzy win-win model has two membership functions. One is dedicated for the seller, and the other is dedicated for the buyer. Both functions can determine the winning percentage for each party. Figure 1 shows a simple deal where the seller function is presented as blue dotted function, while the buyer function in dotted red.

According to the previous Equations (1 and 2) and the curves in Figure 1, we can calculate the percentage of winning for each party. For example, the buyer is considered 100% winning if they could secure the deal with $P \leq CP$. However, this rate decreases as P increases, until it reaches 0% if the buyer paid SP or more, because if the buyer wants to sell what he just bought they will most likely get only what they paid without any profit. On the other hand, the seller is considered 0% if they secured the deal with $P \leq CP$, because they got only the cost price or less with no profit gained from the deal. However, this rate increases as P increases, until it reaches 100% if the seller could get his wanted price SP or more.

It is worth mentioning that the previous curves in Figure 1 show 3 distinct areas that describe 3 different situations, namely:

1. Lose-win situation, starting from $P=0$ until $P=CP$.
2. Fuzzy win-win situation, starting from $P=CP$ until $P=SP$, the so-called zone of possible agreement (ZOPA).



Figure 1: Illustration of the membership function using a simple deal example. In this deal the cost price of the product is 10 and the seller price is 60 regardless the currency.

3. Win-lose situation, starting from $P=SP$ until $P=$ infinity.

However, in this work we focus on the Fuzzy win-win situation, because the goal of this paper is to quantify the win-win situation alone.

The inverse functions of Equations (1 and 2) are also important for our model, because by using them, we can obtain P given a percentage of winning of any party, and can be formulated as follows

$$P_s = \begin{cases} CP & SWP = 0\% \\ SP & SWP = 100\% \\ SWP * (SP - CP) + CP & otherwise \end{cases} \quad (3)$$

where P_s is the price that the seller should secure the deal with, if they want to achieve a specific seller winning percentage (SWP) out of the deal, and

$$P_b = \begin{cases} CP & BWP = 100\% \\ SP & BWP = 0\% \\ SP - BWP * (SP - CP) & otherwise \end{cases} \quad (4)$$

where P_b is the price that the Buyer should secure the deal with, if they want to achieve a specific buyer winning percentage (BWP) out of the deal. Figure 2 depicts the curves of the inverse functions of the Fuzzy win-win model.

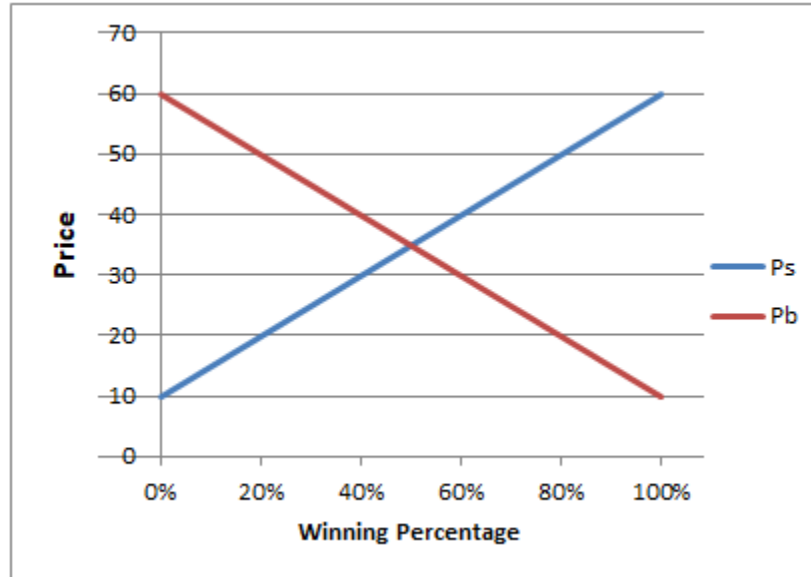


Figure 2: Illustration of the Fuzzy win-win inverse functions (Equations 3 and 4) based on the same example in Figure 1, where $CP=10$ and $SP=60$ regardless the currency.

As can be seen from Figure 2, the Domain of both functions P_s and P_b is defined for all real values in the range of $[0, 1]$, hence both functions can take any winning percentage from 0% to 100%. And the Range of both functions is defined for all real values in the range of $[CP, SP]$; in our example 10 and 60. Therefore, both functions can suggest a specific price given a winning percentage.

3. Results and discussion

In order to apply the proposed Fuzzy win-win system to solve a specific problem, we used a toy example for an imaginary simple deal, and 3 real-world cases. Namely, Iraqi-Jordanian current oil deal, and the international iron ore negotiations (2005-2009).

3.1. Toy Example

Assume that the CEOs of two corporations, company C1, and company C2, are negotiating the purchase of some of the latter's shares. The current price of the share is \$ 33. However, it is expected- for any reason to be doubled soon. How we can use the Fuzzy win-win model to help any CEO in this negotiation? According to the normal win-win concept, both of the CEOs will be happy and winners if they secured the deal with any price in the range of [\$33, \$66]. However, The Proposed Fuzzy win-win model is more precise, and can answer two types of questions for each party:

Q1) if the share is sold for P; what is the winning percentage for each of C1 and C2?

Q2) if the CEO of C2 wants to achieve a specific winning percentage out of this deal; in what price should C2 sell its share?

And similarly, if the CEO of C1 wants to achieve a specific winning percentage out of this deal; in what price should C1 Buy the share of C2?

By applying the proposed Fuzzy win-win model (Equations 1-4) on the data of our toy example we get Table 1.

Table 1 shows discrete data, that is because the share price in the table has been increased by one for illustrative purposes. The Fuzzy win-win, on the other hand, is continuous by nature, as inherited from Fuzzy logic. If we employ the model's equations, we can get real values. We can answer any of the previous questions for C1 or C2 in either case. For example, if the deal was secured on \$40, the SWP for C2 is 21%, and the BWP for C1 is 79%. Both percentages are complements of each other, this is because the equations used are linear, these functions and curves are subject to altering and tuning by the users of the system. On the other hand, if CEO of C2 came to the negotiations with 40% SWP in mind, they need to sell their share in \$46.2. If taken literally, the win-win concept could be equivalent to the Fuzzy win-win when both parties achieve 50% winning percentage. For this toy example, the share needs to be sold for \$49.5. It is worth noting that Fuzzy win-win is not designed for predicting winning/losing situations, however, it is based on current information and given data, if we assumed that the price will be doubled, then this is a fact for the Fuzzy win-win, regardless of its truthiness/falseness since it works based only on the given data.

Table 1: A toy example illustrates the calculation winning percentages produced using the proposed method.

Share price	C2-SWP	C1-BWP	P_s	P_b
33	0%	100%	33	33
35	6%	94%	35	35
37	12%	88%	37	37
39	18%	82%	39	39
41	24%	76%	41	41
43	30%	70%	43	43
45	36%	64%	45	45
47	42%	58%	47	47
49	48%	52%	49	49
51	55%	45%	51	51
53	61%	39%	53	53
55	67%	33%	55	55
57	73%	27%	57	57
59	79%	21%	59	59
61	85%	15%	61	61
63	91%	9%	63	63
65	97%	3%	65	65

3.2. Real-world case 1: Iraqi-Jordanian current oil deal

In case number one, we'll look at the oil deal struck between the governments of Iraq and Jordan between September 2019 and November 2020 [112]. The Jordanian government has agreed to buy a barrel of oil crude for \$16 less than the Brent price. The barrel's production cost was \$12.57. Table 2 shows the price information and the Fuzzy win-win calculations.

Table 2: Information about the oil deal between Iraq and Jordan, with the winning percentages which calculated using the proposed method

Date	Production cost	Brent international price	Jordan Buying Price	Iraq SWP	Jordan BWP	Iraq Wins	Jordan Wins
Dec 30	10.57	68.44	52.44	72%	28%	X	
Jan 6	10.57	68.91	52.91	73%	27%	X	
Jan 13	10.57	64.2	48.2	70%	30%	X	
Jan 21	10.57	64.59	48.59	70%	30%	X	
Jan 27	10.57	59.32	43.32	67%	33%	X	
Feb 3	10.57	54.45	38.45	64%	36%	X	
Feb 10	10.57	53.27	37.27	63%	37%	X	
Feb 18	10.57	57.75	41.75	66%	34%	X	
Feb 24	10.57	56.3	40.3	65%	35%	X	
Mar 2	10.57	51.9	35.9	61%	39%	X	
Mar 6	10.57	45.27	29.27	54%	46%	X	
Mar 10	10.57	37.22	21.22	40%	60%		X
Mar 16	10.57	30.05	14.05	18%	82%		X
Mar 24	10.57	27.15	11.15	3%	97%		X
Mar 30	10.57	22.76	6.76	0%	100%		X
Apr 7	10.57	31.87	15.87	25%	75%		X
Apr 14	10.57	29.6	13.6	16%	84%		X
Apr 20	10.57	25.57	9.57	0%	100%		X
Apr 28	10.57	20.46	4.46	0%	100%		X
May 4	10.57	27.2	11.2	4%	96%		X
May 11	10.57	29.63	13.63	16%	84%		X
May 18	10.57	34.81	18.81	34%	66%		X
May 26	10.57	35.53	19.53	36%	64%		X

By applying our equations, we get the seller win percent SWP, Iraq, and the buyer win percent BWP, Jordan. These percentages show how many times, and at which prices each country achieved more winning percentages. As can be clearly seen in Table 2, the deal is almost fair, however, there is more winning percentages for Jordan side. Jordan won more in 28 cases, while Iraq won 27 times. The average of winning percentages is 45% and 55% for Iraq and Jordan, respectively. The win percentages were perfectly equal in 5 cases, according to the data in the table. In 3 cases out of 50, Jordan achieved 100% win percent. Figure 3 shows the winning percentages curves for Iraq and Jordan.

Table 3: Information about the oil deal between Iraq and Jordan, with the winning percentages which calculated using the proposed method

Date	Production cost	Brent international price	Jordan Buying Price	Iraq SWP	Jordan BWP	Iraq Wins	Jordan Wins
Jun 1	10.57	38.32	22.32	42%	58%		X
Jun 8	10.57	40.8	24.8	47%	53%		X
Jun 15	10.57	39.72	23.72	45%	55%		X
Jun 22	10.57	43.08	27.08	51%	49%	X	
Jun 29	10.57	41.71	25.71	49%	51%		X
Jul 6	10.57	43.1	27.1	51%	49%	X	
Jul 13	10.57	42.72	26.72	50%	50%	X	X
Jul 20	10.57	43.28	27.28	51%	49%	X	
Jul 27	10.57	43.41	27.41	51%	49%	X	
Aug 3	10.57	44.15	28.15	52%	48%	X	
Aug 10	10.57	44.99	28.99	54%	46%	X	
Aug 17	10.57	45.37	29.37	54%	46%	X	
Aug 24	10.57	45.13	29.13	54%	46%	X	
Aug 31	10.57	42.61	26.61	50%	50%	X	X
Sep 8	10.57	39.78	23.78	45%	55%		X
Sep 14	10.57	39.61	23.61	45%	55%		X
Sep 21	10.57	41.44	25.44	48%	52%		X
Sep 28	10.57	42.43	26.43	50%	50%	X	X
Oct 5	10.57	41.29	25.29	48%	52%		X
Oct 12	10.57	41.72	25.72	49%	51%		X
Oct 19	10.57	42.62	26.62	50%	50%	X	X
Oct 26	10.57	40.46	24.46	46%	54%		X
Nov 2	10.57	38.97	22.97	44%	56%		X
Nov 9	10.57	42.4	26.4	50%	50%	X	X
Nov 16	10.57	43.62	27.62	52%	48%	X	
Nov 23	10.57	46.06	30.06	55%	45%	X	
Nov 30	10.57	47.59	31.59	57%	43%	X	
AVG.				45%	55%	27	28

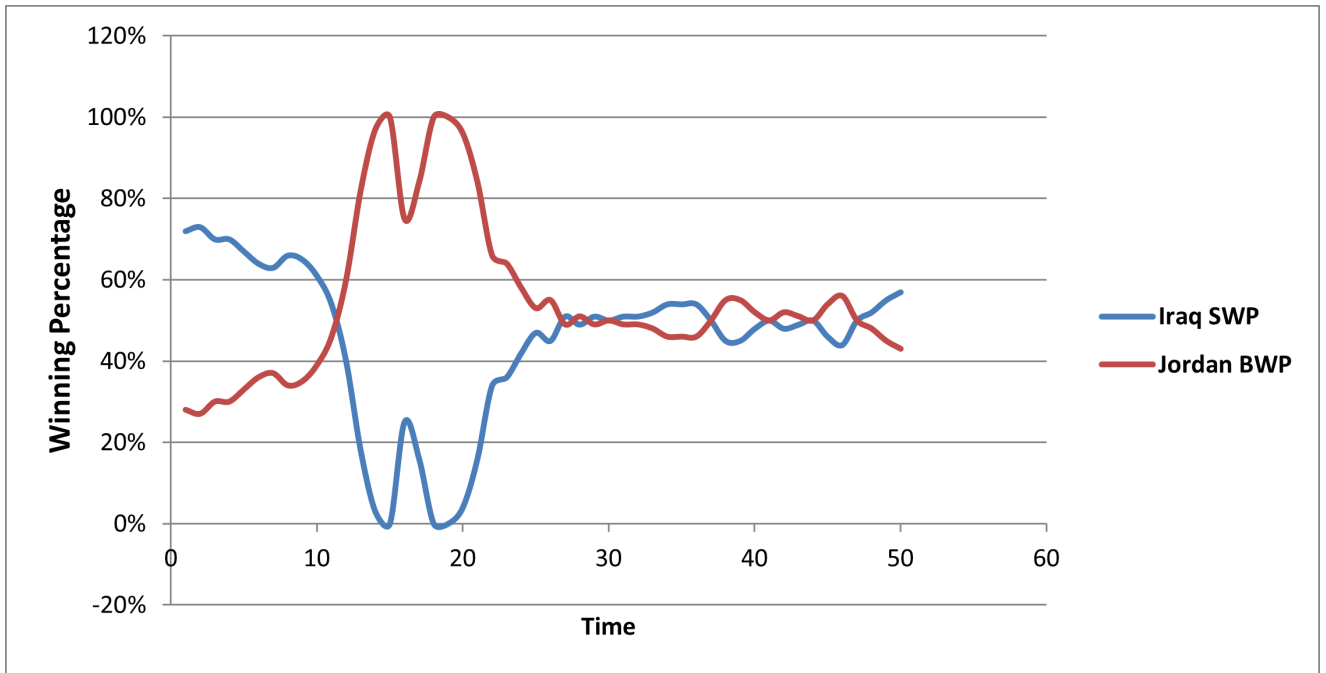


Figure 3: Winning percentages curves for Jordan and Iraq in the oil deal. The graph displays the winning rates as a function of time (data records).

3.3. Real- world case 2: International Iron Ore Negotiations (2005-2009)

This example discusses the negotiations on iron ore that took place between the major mining companies (sellers), including Companhia Vale do Rio Doce (known as both CVRD and Vale) located in Brazil, Rio Tinto Group located in Australia, and the Anglo-Australian firm BHP Billiton (BHP) also located in Australia. The example covers the negotiations in the years between 2005 and 2009. The buyers were the big steel companies located in countries from Asia, Europe, and North America [113].

In 2005, the first offer announced by BHP was 50% price increase, Vale, one of the largest Iron Ore producers, announced that it had received an offer with a 90% price rise on the older market price. After negotiations, Nippon (one of the largest Iron Ore buyers) and Vale eventually agreed on a 71.5% increase a month later.

In 2006, mining firms proposed 10% to 20% price increase, Vale proposed a 24% increase. After arduous negotiations, Vale and ThyssenKrupp announced that they agreed on a 19% price increase.

In 2007, mining firms proposed 5% to 10% price increase, Baosteel and Vale announced that they agreed on a 9.5% price increase.

In 2008, Vale asked for a 70 percent price increase, Nippon and Posco announced an agreement with Vale, calling for a two-tiered price increase of 65% in the price of southern ore, and a 71% increase in the price of northern ore. Here we have two deals, one was secured with higher increase than what the seller asked for, and one with less increase than what the seller asked for.

In 2009, as a result of the global financial crisis, the spot price of iron ore began to decline, and it soon fell below the agreed-upon negotiation price. Therefore, some of the buyers refused to import Iron ore breaching their contracts. As a response, the major buyers of the ore proposed reduced prices; for example, Baosteel proposed 45% decrease of the price. Nippon and Rio Tinto reached agreement at price decreases of 33%, and 44% price decrease of the other type of the ore.

Before applying the proposed Fuzzy win-win model on these deals, we need to define its parameters as follows:

- 2005 negotiations: CP = 50% price increase, SP=90% price increase, and P= 71.5% price increase.
- 2006 negotiations: CP = 10% price increase, SP=24% price increase, and P= 19% price increase.
- 2007 negotiations: CP = 5% price increase, SP=10% price increase, and P= 9.5% price increase.
- 2008 negotiations: CP = 10% price increase (as we assumed that the buyers' negotiator came with 10% increase in mind, like that of the previous year), SP=70% price increase, and P= 65% price increase. And for the other type of the ore; P=71% price increase.
- 2009 negotiations: CP = 0% price decrease (as we assumed that the seller's negotiator came with 0% decrease in mind, as they used to increase the price of the ore in the previous years), SP=45% price decrease, and P= 33% price decrease, and P= 44% price decrease of the other type of the ore.

After applying the proposed Fuzzy win-win model we get the data in Table 4.

As can be seen from Table 4, the sellers won the negotiations 5 times on a row, from 2005-2008. In 2009 the buyers' winning percent were 27% and 2% for Southern ore and Northern ore,

Table 4: Fuzzy win-win results of the international Iron Ore negotiations (2005-2009)

Year	CP	SP	P	SWP	BWP	Sellers win more	Buyers win more
2005	50%	90%	71.5%	54%	46%	X	
2006	10%	24%	19.0%	64%	36%	X	
2007	5%	10%	9.5%	90%	10%	X	
2008 Southern ore	10%	70%	65.0%	92%	8%	X	
2008 Northern ore	10%	70%	71.0%	100%	0%	X	
2009 Southern ore	0%	45%	33.0%	27%	73%		X
2009 Northern ore	0%	45%	44.0%	2%	98%		X
Average	12%	51%	45%	61%	39%	5	2

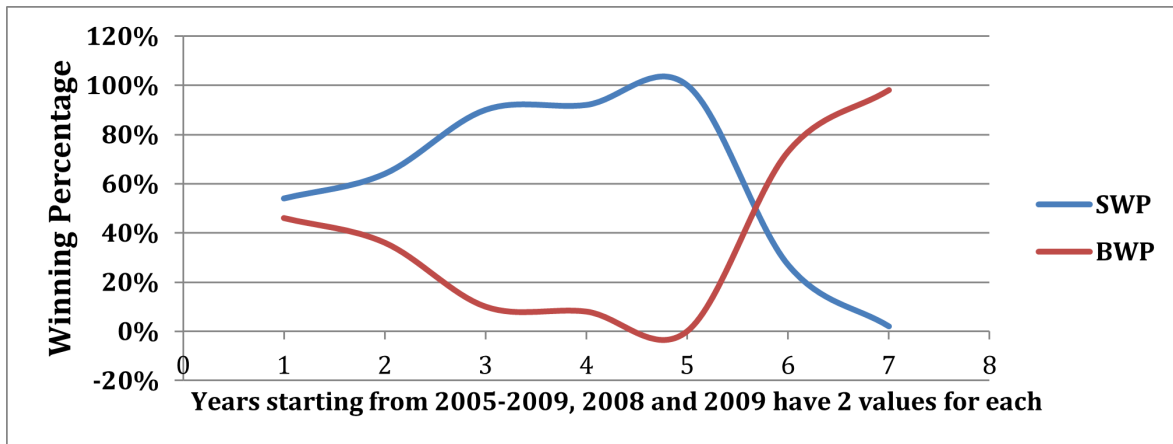


Figure 4: Sellers and buyers winning percentages in the ore negotiations

respectively. The average winning percent for the sellers was 61%, while it was 39% for the buyers, for the 5 years. The sellers benefited more from the first 5 deals because there was a great demand on the ore during the period (2005-2008). However after the global financial crisis of 2007-2008 hit, the buyers become winning more according to the proposed Fuzzy logic win-win.

The proposed fuzzy win-win can be utilized in game theory to quantify a large number of scenarios, or more precisely, in any cases where the classic win-win term is applied [15, 16, 17, 18, 19, 20]. For example, in a Chess game, Fuzzy win-win can be used to quantify the amount of winning when a novice player loses against a grandmaster after a large number of moves; yes, losing Chess for a grandmaster can be considered a winning situation for a novice player, particularly when playing a good and long game, as it can be considered good practice and learning experience.

Before we can apply the proposed Fuzzy win-win approach to the previous Novice-Grandmaster scenario, we must first define the minimum and maximum number of moves that both players must make. Perhaps the average number of moves in Chess is the best number we can choose, which is equal to 38 moves according to [114], and let us assume that the maximum number of moves is double that number. These numbers can be changed depending on the end user's preferences and definition of a win-win situation, as well as the players' ranking.

Having said that, according to the Fuzzy win-win model, a novice player will start winning after 38 moves, and if he/she loses the game with less than 38 moves, he/she will be considered a 100 percent winner if he/she plays more than 76 moves, whereas a grandmaster will be considered a 100 percent winner if he/she wins the game playing less than 38 moves, and a loser if he/she wins playing more than 76 moves. The Fuzzy area is located between 38 and 76 moves for both players. Figure 5 depicts the Fuzzy win-win model for such a scenario.

As can be seen from Figure 5, the Fuzzy win-win can answer questions such as: Q1) If the Game ended with 50 moves, what is the Fuzzy win-win situation for each of the Novice and Grandmaster players? The model response: Novice's win-win is 32%, whereas Grandmaster's win-win is 68%. Q2) If the Novice player wants to achieve 60% winning out of his/her game, in what number of moves should he/she lose the game? The model response: Novice's Number of moves is 61. Q3) If the Grandmaster wants to achieve 60% winning out of his/her game, in what number of moves should he/she win the game? The model response: Grandmaster's Number of moves is 53. Solving Chess puzzles is another area where the proposed Fuzzy win-win approach can be put to good use. For example, a 100 percent winning situation could be defined as solving a puzzle by making all of

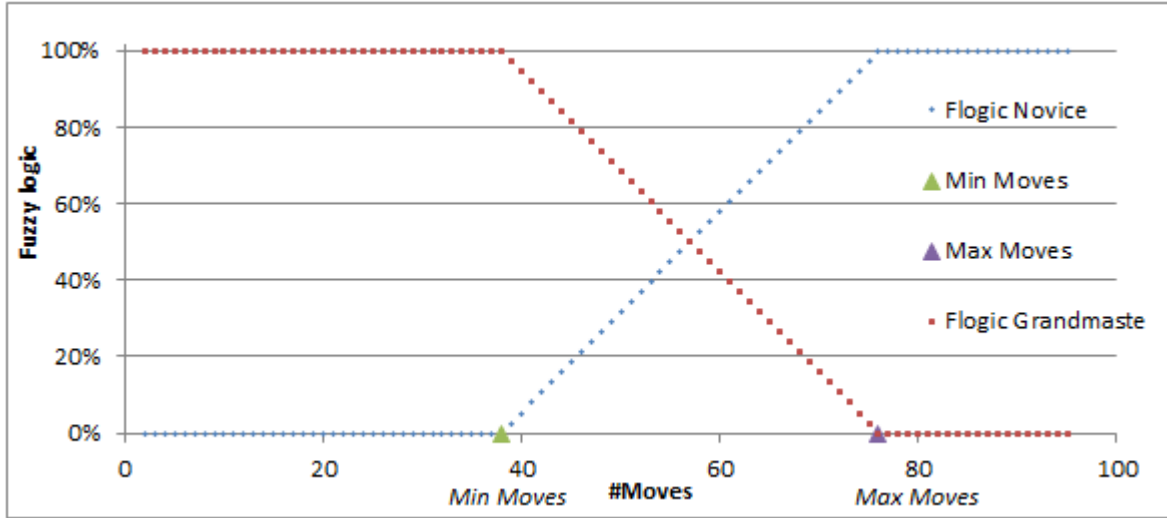


Figure 5: Fuzzy win-win model for Novice-Grandmaster Chess scenario.

the optimal/correct moves, and the winning percentage would drop to 0 percent if the player made no optimal/correct moves. This could be useful when assessing a player rank of Chess puzzles; if a Chess puzzle is partially solved, the player rank should be reduced by a fraction of points rather than by an arbitrarily large number of points.

We study the implementation of the proposed Fuzzy win-win in several research areas, ranging from business, economy, and politics to the fun stuff of game theory, as a result of the prior discussion. However, the proposed approach’s application is not restricted to these sectors; it can be utilized in any circumstance where the traditional win-win concept applies.

4. Conclusion

In this work we proposed a new mathematical Fuzzy logic-based model that helps in quantifying the win-win situation. The model is based on an artificial intelligence knowledge representation approach called Fuzzy logic. The main advantage of the proposed Fuzzy win-win model is that it can determine the win percentages for each party, and inversely, it can provide the value to negotiate for given a winning percentage.

The model is tested on experimental real-life negotiation cases, in which there were sellers and buyers negotiating on a product or service, each of them wants to achieve the highest winning

percentage. The findings suggest that the proposed Fuzzy win-win model can assist negotiators in getting the best feasible deal by providing quantified winning percentages for each party, something the traditional win-win cannot provide. Furthermore, the proposed Fuzzy win-win approach has been shown to be effective in game theory for win-win situations, and two scenarios in the Chess game have been explored to demonstrate the potential of the proposed Fuzzy win-win approach.

In its current form, the Fuzzy win-win model can be applied to any negotiation-like circumstance where both sides share the same benefit type (x-axis), such as money, enrichment rates, water amount, energy, and so on. It cannot, however, provide answers for parties with opposing viewpoints on benefit, such as factory owners and the environment, where the first party considers money and the second party or representative considers the amount of gas emitted. To handle such problems, a modified form of the Fuzzy win-win can be utilized, which consists of independent curves/functions for each party. In our future work, we will address such enhancements, among others like the win-win-win situation.

References

References

- [1] L.-J. Åge, J. Eklinder-Frick, Goal-oriented balancing: happy–happy negotiations beyond win–win situations, *Journal of business & industrial marketing*.
- [2] T. Newton, Practical idealism: an oxymoron?, *Journal of Management Studies* 42 (4) (2005) 869–884.
- [3] P. Prasad, M. Elmes, In the name of the practical: Unearthing the hegemony of pragmatics in the discourse of environmental management, *Journal of Management Studies* 42 (4) (2005) 845–867.
- [4] O. Isil, M. T. Hernke, The triple bottom line: A critical review from a transdisciplinary perspective, *Business Strategy and the Environment* 26 (8) (2017) 1235–1251.
- [5] B. M. R. P. Seles, A. B. L. de Sousa Jabbour, C. J. C. Jabbour, H. Latan, D. Roubaud, Do environmental practices improve business performance even in an economic crisis? extending the win-win perspective, *Ecological economics* 163 (2019) 189–204.

- [6] M. Shaban, M. Duygun, J. Fry, Sme’s lending and islamic finance. is it a “win-win” situation?, *Economic Modelling* 55 (2016) 1–5.
- [7] D. Carfi, D. Schilirò, A coopetitive model for the green economy, *Economic Modelling* 29 (4) (2012) 1215–1219.
- [8] P. B. Dixon, M. T. Rimmer, Winners and losers in global supply chain trade: embedding gsc in cge, *Economic Modelling* (2021) 105670.
- [9] Z. P. Xu, Y. Zhang, Can chinese aid win the hearts and minds of africa’s local population?, *Economic Modelling* 90 (2020) 322–330.
- [10] R. S. M. Lau, B. E. May, A win-win paradigm for quality of work life and business performance, *Human Resource Development Quarterly* 9 (3) (1998) 211–226.
- [11] D. Mann, Systematic win-win problem solving in a business environment, *growth* 88 (2001) 95.
- [12] S. Burgin, N. Hardiman, Eco-accreditation: win-win for the environment and small business?, *International Journal of Business Studies: A Publication of the Faculty of Business Administration, Edith Cowan University* 18 (1) (2010) 23–38.
- [13] B. Deleersnyder, M. G. Dekimpe, J.-B. E. Steenkamp, O. Koll, Win-win strategies at discount stores, *Journal of Retailing and Consumer Services* 14 (5) (2007) 309–318.
- [14] A. B. Hassanat, et al., Gambling-free lottery, a new islamic lending ticket, *Journal of Islamic Accounting and Business Research*.
- [15] A. M. Brandenburger, B. J. Nalebuff, *The right game: Use game theory to shape strategy*, Vol. 76, Harvard Business Review Chicago, 1995.
- [16] R. Samsami, M. Tavakolan, A game theoretic model for subcontractors’ partnership in construction: Win-win game, in: *Construction Research Congress 2016*, 2016, pp. 597–606.
- [17] L. A. Papakonstantinidis, A. Vagena, The win-win-win papakonstantinidis model in the ultimatum game, *Economics* 9 (2) (2021) 87–103.

- [18] A. De Voogt, A. B. Hassanat, M. B. Alhasanat, The history and distribution of tab: A survey of petra’s gaming boards, *Journal of Near Eastern Studies* 76 (1) (2017) 93–101.
- [19] A. B. Hassanat, G. Altarawneh, A. S. Tarawneh, H. Faris, M. B. Alhasanat, A. de Voogt, B. Al-Rawashdeh, M. Alshamaileh, S. V. Prasath, On computerizing the ancient game of tab, *International Journal of Gaming and Computer-Mediated Simulations (IJGCMS)* 10 (3) (2018) 20–40.
- [20] J. Luo, S. Zhang, H. Yang, Win-win search: Dual-agent stochastic game in session search, in: *Proceedings of the 37th international ACM SIGIR conference on Research & development in information retrieval*, 2014, pp. 587–596.
- [21] C. A. Van der Byl, N. Slawinski, Embracing tensions in corporate sustainability: A review of research from win-wins and trade-offs to paradoxes and beyond, *Organization & Environment* 28 (1) (2015) 54–79.
- [22] P. C. Struik, T. W. Kuyper, L. Brussaard, C. Leeuwis, Deconstructing and unpacking scientific controversies in intensification and sustainability: why the tensions in concepts and values?, *Current Opinion in Environmental Sustainability* 8 (2014) 80–88.
- [23] E. Wiesemann, From” win-win” to” lose-lose”: how neoliberalism undermines the sustainable city-a case study of hamburg, *Master Thesis Series in Environmental Studies and Sustainability Science*.
- [24] J. Lehmann, Biological carbon sequestration must and can be a win-win approach, *Climatic Change* 97 (3) (2009) 459–463.
- [25] M. Fedak, et al., Marine animals as platforms for oceanographic sampling: a win/win situation for biology and operational oceanography, *Memoirs of National Institute of Polar Research* 58 (1) (2004) 133–147.
- [26] J. Phelps, D. A. Friess, E. L. Webb, Win-win redd+ approaches belie carbon–biodiversity trade-offs, *Biological Conservation* 154 (2012) 53–60.
- [27] J. Christensen, Win-win illusions, *Protected Areas Programme* (2004) 34.

- [28] N. Bogatyrev, O. Bogatyreva, *Biotriz: a win-win methodology for eco-innovation*, in: *Eco-innovation and the Development of Business Models*, Springer, 2014, pp. 297–314.
- [29] S. S. Nagel, Win-win policy, *Policy Studies Journal* 23 (1) (1995) 181–183.
- [30] A. Lajeunesse, Finding 'win-win'—china's arctic policy and what it means for canada, The School of Public Policy Publications.
- [31] L. Kokkinen, A. Freiler, C. Muntaner, K. Shankardass, How and why do win–win strategies work in engaging policy-makers to implement health in all policies? a multiple-case study of six state-and national-level governments, *Health research policy and systems* 17 (1) (2019) 1–11.
- [32] R. Tarjuelo, A. Margalida, F. Mougeot, Changing the fallow paradigm: A win–win strategy for the post-2020 common agricultural policy to halt farmland bird declines, *Journal of applied ecology* 57 (3) (2020) 642–649.
- [33] J. Wang, L. Zhang, J. Huang, How could we realize a win–win strategy on irrigation price policy? evaluation of a pilot reform project in hebei province, china, *Journal of Hydrology* 539 (2016) 379–391.
- [34] A. Ambasta, J. J. Buonocore, Carbon pricing: a win-win environmental and public health policy, *Canadian Journal of Public Health* 109 (5) (2018) 779–781.
- [35] S. R. Hopkins, S. H. Sokolow, J. C. Buck, G. A. De Leo, I. J. Jones, L. H. Kwong, C. LeBoa, A. J. Lund, A. J. MacDonald, N. Nova, et al., How to identify win–win interventions that benefit human health and conservation, *Nature Sustainability* 4 (4) (2021) 298–304.
- [36] A. T. Belasen, A. M. Belasen, A. R. Belasen, A. R. Belasen, A win-win for health care: promoting co-leadership and increasing women's representation at the top, *Gender in Management: An International Journal*.
- [37] A. Zeyer, A win-win situation for health and science education: Seeing through the lens of a new framework model of health literacy, in: *Science— Environment— Health*, Springer, 2012, pp. 147–173.

- [38] B. Boehm, A. Egyed, D. Port, A. Shah, J. Kwan, R. Madachy, A stakeholder win-win approach to software engineering education, *Annals of Software Engineering* 6 (1) (1998) 295–321.
- [39] L. K. Daley, E. Menke, B. Kirkpatrick, D. Sheets, Partners in practice: A win-win model for clinical education, *Journal of Nursing Education* 47 (1) (2008) 30–32.
- [40] Y. Y. Xu, T. Sawadogo-Lewis, S. E. King, A. Mitchell, T. Robertson, Integrating nutrition into the education sector in low-and middle-income countries: A framework for a win-win collaboration, *Maternal & child nutrition* (2021) e13156.
- [41] M. Jaccard, M. Hein, T. Vass, Is Win-Win Possible?, *Sustainable Canada Dialogues*, 2016.
- [42] K. Rost, T. Ehrmann, Reporting biases in empirical management research: The example of win-win corporate social responsibility, *Business & Society* 56 (6) (2017) 840–888.
- [43] G. Farrell, S. Thirion, et al., Social capital and rural development: from win-lose to win-win with the leader initiative., *Winning and losing: The changing geography of Europe’s rural areas* (2005) 281–298.
- [44] W. Hao, A study on win lose value and win win value: Two ways of thinking and perception in social economic activities [j], *JOURNAL OF BEIJING ADMINISTRATIVE COLLEGE* 1.
- [45] S. M. Shet, S. K. Thayallath, M. Bisht, M. M. Pereira, J. A. Coutinho, N. Sanna Kotrapanavar, D. Mondal, Engineering cytochrome c with quantum dots and ionic liquids: A win-win strategy for protein packaging against multiple stresses, *ACS Sustainable Chemistry & Engineering*.
- [46] C. Damas, B. Lambeau, A. Van Lamsweerde, Scenarios, goals, and state machines: a win-win partnership for model synthesis, in: *Proceedings of the 14th ACM SIGSOFT international symposium on Foundations of software engineering*, 2006, pp. 197–207.
- [47] Y. Liu, C. Cao, Q. Wang, W. Zheng, J. Shen, Y. Chen, F. Gu, M. Han, I. Rocchi, Utilization of bioethanol industry recycled waste for sustainable soil improvement: A win-win application, *Engineering Geology* 289 (2021) 106192.

- [48] M. Rastvorova, Gastronomical tourism of the eastern boykychina as an example of implementation of the win-win approach in tourism and local development, *Multidisciplinary Issues in Social Science Research* (2021) 181.
- [49] L. Wilson, Finding the win-win: Providing supportive and enriching volunteer tourism experiences while promoting sustainable social change, *Worldwide Hospitality and Tourism Themes*.
- [50] A. Moncrieff, Deterrence, arms control, and disarmament: Towards a synthesis in national security policy, on the interaction of opposing forces under possible arms agreements, arms inspection and the politics of disarmament: A study in soviet-american gamesmanship (1963).
- [51] S. R. Covey, *The 7 habits of highly effective people: Powerful lessons in personal change*, Simon and Schuster, 2004.
- [52] D. Nalis, A. Schütz, A. Pastukhov, The bamberg trucking game: A paradigm for assessing the detection of win-win solutions in a potential conflict scenario, *Frontiers in psychology* 9 (2018) 138.
- [53] K. Fujita, T. Ito, M. Klein, Enabling large scale deliberation using ideation and negotiation-support agents, in: *2017 IEEE 37th International Conference on Distributed Computing Systems Workshops (ICDCSW)*, IEEE, 2017, pp. 360–363.
- [54] L. L. Thompson, R. Gonzales, *Environmental disputes, Environment, Ethics, and Behavior*. San Francisco: The New Lexington Press (1997) 75–104.
- [55] J. S. Brooks, Design features and project age contribute to joint success in social, ecological, and economic outcomes of community-based conservation projects, *Conservation Letters* 10 (1) (2017) 23–32.
- [56] B. S. Wesner, A. B. Smith, Salary negotiation: A role-play exercise to prepare for salary negotiation, *Management Teaching Review* 4 (1) (2019) 14–26.
- [57] N. Carbonara, N. Costantino, R. Pellegrino, Concession period for ppps: A win-win model for a fair risk sharing, *International journal of project management* 32 (7) (2014) 1223–1232.
- [58] G. Ekermo, *The struggle within-examining the presence of 'win-win' solutions in eu environmental legislation*, Master's thesis, University of Gothenburg (2013).

- [59] D. P. Smith, P. K. Rhoades, N. M. Tolman, The seven personal habits of highly effective dieticians, *Journal of the American Dietetic Association* 94 (4) (1994) 377–380.
- [60] G. Engler, How to scale your cpfr-pilot, in: *Collaborative Customer Relationship Management*, Springer, 2004, pp. 199–214.
- [61] S. D. Moon, S. Dathe-Douglass, The ultimate competitive advantage: Why your people make all the difference and the 6 practices you need to engage them, BenBella Books, Inc., 2015.
- [62] S. J. Willing, R. B. Gunderman, P. L. Cochran, T. Saxton, The polity of academic medicine: A critical analysis of autocratic governance, *Journal of the American College of Radiology* 1 (12) (2004) 972–980.
- [63] J. Blount, *Inked: The Ultimate Guide to Powerful Closing and Sales Negotiation Tactics that Unlock Yes and Seal the Deal*, John Wiley & Sons, 2020.
- [64] M. M. A. Dor, Probing diplomacy on resource conflicts between kenya and south sudan, Ph.D. thesis, University of Fort Hare (2011).
- [65] S. Zhang, X. Zang, F. Zhang, Development and validation of the win-win scale, *Frontiers in psychology* 12.
- [66] W. D. Bradford, Global capitalism and sustainable development, in: *Conference on Global Ethos*, Tokyo, Macquarie economics working paper, 2000, pp. 1–12.
- [67] G. Tóth, The limitation of “csr tools”, deep social responsibility and the truly responsible enterprise, *Corporate Social Responsibility and Sustainable Management* 1 (1) (2009) 16.
- [68] H. Yu, Z. Liu, C. Li, R. Liu, Study on pricing mechanism of cooling, heating, and electricity considering demand response in the stage of park integrated energy system planning, *Applied Sciences* 10 (5) (2020) 1565.
- [69] D. YILDIZ, D. YILDIZ, M. S. GUNES, New security concept and analytical-transdisciplinary approaches to hydro politics, *International Journal of Scientific and Engineering Research* 7 (7) (2016) 402–407.
- [70] S. A. Moore, R. C. Mitchell, Transdisciplinary approaches to young people’s citizenship: From bystanders to action, in: *Politics, Participation & Power Relations*, Brill, 2012, pp. 183–205.

- [71] L. Zhou, E. S. Chan, Motivations of tourism-induced mobility: Tourism development and the pursuit of the chinese dream, *International Journal of Tourism Research* 21 (6) (2019) 824–838.
- [72] J.-M. Paul, *The Economics of Discontent: From Failing Elites to the Rise of Populism*, Tomson, 2019.
- [73] M. Roboam, M. S. Fox, 17 enterprise management network architecture, *Artificial Intelligence Applications in Manufacturing* (1992) 401.
- [74] P.-A. Forstorp, U. Mellström, Becoming an exporter of higher education: Positioning sweden as a knowledge nation, in: *Higher Education, Globalization and Eduscapes*, Springer, 2018, pp. 195–241.
- [75] D. B. Prothrow-Stith, Violence prevention in the schools, *New England Journal of Public Policy* 10 (1) (1994) 11.
- [76] I. M.-A. Mbanefo, Role of personality, length of service and gender as determinants of conflict resolution style amongst workers, Ph.D. thesis, University of Nigeria (2017).
- [77] B. Hoffman, *Win-win Competitiveness Made in Canada: How to be Competitive Using the Consensus Approach*, Captus Press, 1993.
- [78] B. T. B. Eshun, A. P. Chan, R. Osei-Kyei, Conceptualizing a win–win scenario in public–private partnerships: evidence from a systematic literature review, *Engineering, Construction and Architectural Management*.
- [79] M. H. Bazerman, Negotiator judgment: A critical look at the rationality assumption, *American Behavioral Scientist* 27 (2) (1983) 211–228.
- [80] C. K. De Dreu, S. L. Koole, W. Steinel, Unfixing the fixed pie: a motivated information-processing approach to integrative negotiation., *Journal of personality and social psychology* 79 (6) (2000) 975.
- [81] F. Harinck, C. K. De Dreu, A. E. Van Vianen, The impact of conflict issues on fixed-pie perceptions, problem solving, and integrative outcomes in negotiation, *Organizational behavior and human decision processes* 81 (2) (2000) 329–358.

- [82] B. E. Lute, *Win/Win: The Art of Synergistic Communication*, Trafford Publishing, 2002.
- [83] G. Marken, Getting to yes: Negotiating agreement without giving in, *Public Relations Quarterly* 47 (1) (2002) 6.
- [84] P. Gruenbacher, Collaborative requirements negotiation with easywinwin, in: *Proceedings 11th International Workshop on Database and Expert Systems Applications*, IEEE, 2000, pp. 954–958.
- [85] A. Ruiz Cortés, A. Durán Toro, R. Corchuelo Gil, M. Toro Bonilla, Using constraint programming for the automatic detection of conflicts in quality requirements, in: *Workshop en Ingeniería de Requisitos, 5^a*, 2002, Valencia, España, 2002, pp. 300–308.
- [86] W. H. Rodgers Jr, The myth of the win-win: Misdiagnosis in the business of reassembling nature, *Ariz. L. Rev.* 42 (2000) 297.
- [87] A. J. Brainard, The importance of teaching a win-win philosophy, ERIC.
- [88] L. A. Zadeh, Fuzzy sets, in: *Fuzzy sets, fuzzy logic, and fuzzy systems: selected papers by Lotfi A Zadeh*, World Scientific, 1996, pp. 394–432.
- [89] G. Altarawneh, A fuzzy logic-based approach for progressive pricing of freshwater in jordan, *Journal of Revenue and Pricing Management* 20 (4) (2021) 480–489.
- [90] G. A. Altarawneh, A fuzzy logic-based approach for pricing of electricity in jordan, *Journal of Revenue and Pricing Management* 17 (5) (2018) 365–372.
- [91] D. J. Dubois, *Fuzzy sets and systems: theory and applications*, Vol. 144, Academic press, 1980.
- [92] L. A. Andriantiatsaholiniaina, V. S. Kouikoglou, Y. A. Phillis, Evaluating strategies for sustainable development: fuzzy logic reasoning and sensitivity analysis, *Ecological Economics* 48 (2) (2004) 149–172.
- [93] A. Kaufman, M. M. Gupta, *Introduction to fuzzy arithmetic*, Van Nostrand Reinhold Company New York, 1991.

- [94] M. Bevilacqua, A. Petroni, From traditional purchasing to supplier management: a fuzzy logic-based approach to supplier selection, *International Journal of Logistics* 5 (3) (2002) 235–255.
- [95] J. M. Merigo, M. Casanovas, The fuzzy generalized owa operator and its application in strategic decision making, *Cybernetics and Systems: An International Journal* 41 (5) (2010) 359–370.
- [96] S. Alter, M. Ginzberg, Managing uncertainty in mis implementation, *Sloan Management Review (pre-1986)* 20 (1) (1978) 23.
- [97] M. Marzouk, A. Amin, Predicting construction materials prices using fuzzy logic and neural networks, *Journal of Construction Engineering and Management* 139 (9) (2013) 1190–1198.
- [98] B. Belhadj, M. S. Matoussi, Poverty in tunisia: A fuzzy measurement approach, *Swiss Journal of Economics and Statistics* 146 (2) (2010) 431–450.
- [99] K. Schmidheiny, Emerging lessons from half a century of fiscal federalism in switzerland, *Swiss Journal of Economics and Statistics* 153 (2) (2017) 73–101.
- [100] A. B. Hassanat, V. S. Prasath, B. M. Al-Mahadeen, S. M. M. Alhasanat, Classification and gender recognition from veiled-faces, *International Journal of Biometrics* 9 (4) (2017) 347–364.
- [101] A. B. Hassanat, M. Alkasassbeh, M. Al-awadi, A. Esra’a, Colour-based lips segmentation method using artificial neural networks, in: 2015 6th international conference on information and communication systems (ICICS), IEEE, 2015, pp. 188–193.
- [102] A. S. Tarawneh, A. B. Hassanat, C. Celik, D. Chetverikov, M. S. Rahman, C. Verma, Deep face image retrieval: A comparative study with dictionary learning, in: 2019 10th International Conference on Information and Communication Systems (ICICS), IEEE, 2019, pp. 185–192.
- [103] A. B. Hassanat, On identifying terrorists using their victory signs, *Data Science Journal* 17.
- [104] A. B. Hassanat, V. S. Prasath, M. Al-kasassbeh, A. S. Tarawneh, A. J. Al-shamailh, Magnetic energy-based feature extraction for low-quality fingerprint images, *Signal, Image and Video Processing* 12 (8) (2018) 1471–1478.

- [105] A. S. Tarawneh, C. Celik, A. B. Hassanat, D. Chetverikov, Detailed investigation of deep features with sparse representation and dimensionality reduction in cbir: A comparative study, *Intelligent Data Analysis* 24 (1) (2020) 47–68.
- [106] A. S. Tarawneh, A. B. Hassanat, K. Almohammadi, D. Chetverikov, C. Bellinger, Smotefuna: Synthetic minority over-sampling technique based on furthest neighbour algorithm, *IEEE Access* 8 (2020) 59069–59082.
- [107] A. B. Hassanat, Two-point-based binary search trees for accelerating big data classification using knn, *PloS one* 13 (11) (2018) e0207772.
- [108] A. Hassanat, Norm-based binary search trees for speeding up knn big data classification, *Computers* 7 (4) (2018) 54.
- [109] A. Hassanat, Greedy algorithms for approximating the diameter of machine learning datasets in multidimensional euclidean space: Experimental results, *ADCAIJ:Advances in Distributed Computing and Artificial Intelligence Journal* 7 (3) (2018) 15–30.
- [110] A. B. Hassanat, Furthest-pair-based binary search tree for speeding big data classification using k-nearest neighbors, *Big Data* 6 (3) (2018) 225–235.
- [111] A. Hassanat, Furthest-pair-based decision trees: Experimental results on big data classification, *Information* 9 (11) (2018) 284.
- [112] Jordan imports iraqi oil with 16\$ discount on brent price per barrel — energy minister, <https://www.jordantimes.com/news/local/jordan-imports-iraqi-oil-16-discount-brent-price-barrel-%E2%80%94%94%C2%A0energy-minister>, accessed: 2021-10-30.
- [113] J. Yao, L. Ma, L. Zhang, From lab experiments to real negotiations: An investigation of international iron ore negotiations, *Negotiation Journal* 34 (1) (2018) 69–87.
- [114] F.-H. Hsu, Large-scale parallelization of alpha-beta search: An algorithmic and architectural study with computer chess, Carnegie Mellon University, 1989.