

5th Place Solution for VSPW 2021 Challenge

Jiafan Zhuang, Yixin Zhang, Xinyu Hu, Junjie Li
University of Science and Technology of China

{jzfzhuang, zhyx12, yuanlaishimeng, hnljj}@mail.ustc.edu.cn

Zilei Wang

University of Science and Technology of China

zlwang@ustc.edu.cn

Abstract

In this article, we introduce the solution we used in the VSPW 2021 Challenge. Our experiments are based on two baseline models, Swin Transformer and MaskFormer. To further boost performance, we adopt stochastic weight averaging technique and design hierarchical ensemble strategy. Without using any external semantic segmentation dataset, our solution ranked the 5th place in the private leaderboard. Besides, we have some interesting attempts to tackle long-tail recognition and overfitting issues, which achieves improvement on val subset. Maybe due to distribution difference, these attempts don't work on test subset. We will also introduce these attempts and hope to inspire other researchers.

1. Introduction

Semantic segmentation aims to assign a unique semantic label to every pixel in a given image, which is a fundamental research topic in the computer vision community and has many potential applications such as image editing, autonomous driving and robotics. To further aid the development of semantic segmentation, [5] presents a large-scale video scene parsing dataset, called VSPW dataset. VSPW dataset is split into three subsets, containing train subset with 2806 videos, val subset with 343 videos and test subset with 387 videos. Each video contains 11 to 241 frames. VSPW dataset totally annotates 3536 videos, including 251,633 frames from 124 categories.

In our dataset analysis, we found that the most distinct characteristic of VSPW dataset is category imbalance. In the train subset, the largest and smallest class has existed in 2110 and only 10 videos, respectively. Therefore, long-tail recognition is a key issue. Besides, since the dataset is composed of videos and consecutive frames in the same video are often similar in a large portion of content, training data

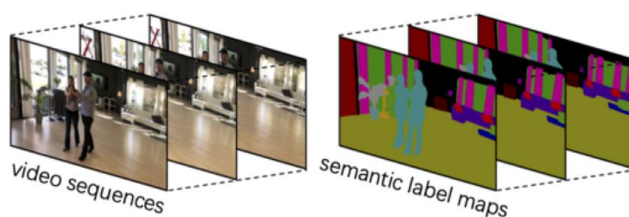


Figure 1. One example for the video scene annotation.

has obvious homogenization, which would cause overfitting issue.

To tackle these issues, we have some interesting attempts, including logits adjustment for long-tail recognition and self distillation. To be specific, we integrate the class prior into softmax cross-entropy loss and learning a residual logits during training, which can effectively compensate class distribution difference. Besides, we introduce an extra regularization to penalize the predictive distribution between teacher and student models, which can relieve the overfitting issue. Strangely, our adopted methods can bring improvement on val subset but get even worse performance on test subset, which may indicate that there is distribution difference between val and test subsets.

Besides, to further boost the performance of our baseline models, we adopt stochastic weight averaging and design hierarchical ensemble strategy for better model ensemble performance. Experimental results show that our methods can bring significant improvement. All training is conducted on the VSPW dataset only without any external semantic segmentation dataset. Our solution ranked the 5th place in the private leaderboard. We will elaborate the details of our solution in the following sections.

2. Method

2.1. Baseline Model

Since transformer-based models achieve excellent performance in semantic segmentation task, we mainly leverage Swin Transformer [3] and MaskFormer [1] as our baseline models. These two models both achieve top performance on ADE20K [8] leaderboard. In our experiments, Swin-L model is chosen as the backbone of two baselines, which is pretrained on ImageNet-22k. When tuning the baseline model, we found that large crop size during training phase and OHEM can boost the performance of Swin Transformer, as shown in Table 1. We set confidence score threshold as 0.7 for hard example selection. Besides, we set the minimum number of predictions to keep as 200k for stable training in the early stage. However, these adjustments have no influence on MaskFormer. To further boost the performance, we perform test-time augmentation(TTA) with horizontal flip and multi-scale when submitting to the server for test subset evaluation.

Method	Val mIoU (%)	Test mIoU (%)
Swin, CS=480	56.13	48.63
Swin, CS=640	56.48	49.31
Swin, CS=640, OHEM	56.94	49.73
MaskFormer	56.52	53.99

Table 1. Performance comparison between baseline models under different setting. CS represents for crop size.

2.2. Stochastic Weight Averaging

Stochastic Weight Averaging (SWA) is developed in [2] for improving generalization in deep networks. In [7], SWA was attempted in object detection task and effectively improving the performance of detector. Without any inference cost and any change to the detector, SWA can consistently bring 1.0 AP improvement over various popular detectors on the challenging COCO benchmark.

In our solution, we also adopt SWA to improve the performance of video semantic segmentation. To be specific, after training the baseline model, we train the model for an extra 20k iterations using cyclical learning rates and then save checkpoints every 2k iterations. After that, we average these saved checkpoints as our final segmentation model. As shown in Table 2, SWA can bring consistent improvement over different baseline models.

2.3. Hierarchical Ensemble Strategy

Model ensemble is a popular technique in competitions. The most commonly used method is to average predictions from different models, which may restrict the performance of strong models. In our solution, we design a hierarchical

Method	Test mIoU (%)
Swin	51.75
Swin w/ SWA	52.58
MaskFormer	53.36
MaskFormer w/ SWA	54.00

Table 2. SWA can bring consistent improvement over different baseline models.

ensemble strategy for better performance. To be specific, we split models into several groups and conduct prediction average in each group respectively. After that, we search optimal weights to fused predictions from different groups according to the performance on val subset.

We first train 11 MaskFormer models and 11 Swin Transformer models under different settings, such as different crop sizes, data splits and random seeds. Since MaskFormer always has better performance than Swin Transformer, we regard MaskFormer models as basic model and select 6 strong Swin Transformer models as auxiliary models M_A . Further, we split MaskFormer models into two groups, 3 models with higher scores on val subset as strong models M_S and 8 weak models M_W . The prediction of each group is the averaged results of models in that group. Then, we grid search two weights α and β to fuse predictions from different groups. Finally, the final prediction is

$$P_{Final} = P_S + P_W * \alpha + P_A * \beta \quad (1)$$

In our experiments, we set α as 1.4 and β as 1.0 after grid search. As shown in Table 3, our proposed hierarchical ensemble strategy can bring significant improvements.

Method	Val	Test
Best Single Model	57.26	53.99
P_S	58.01	55.10
$P_S + P_W * 1.4$	58.50	55.16
$P_S + P_W * 1.4 + P_A * 1.0$	61.10	55.48

Table 3. Hierarchical ensemble strategy can bring significant improvement.

3. Interesting Attempts

We have some interesting attempts and observe obvious improvement on val subset. When conducting experiments on test subset, performance don't get improved and even worse, which may indicate that there is obvious distribution difference between val and test subsets. In the following, we will introduce these interesting attempts and hope to inspire other researchers.

3.1. Logits Adjustment

From Fig 2, it can be seen that there exists huge imbalance among different classes, thus the rare class can not be well learned. Following [4], we address the class-imbalance problem via logits adjusted softmax cross-entropy. The main idea is integrating the class prior into softmax cross-entropy loss and learning a residual logits during training. And during testing, only the learned residual logits is used for prediction. To do so, we consider weight and bias in the final convolutional layer as the learnable part and prior part.

$$\text{logits}_y = \frac{w_y * f(x)}{\|w_y\|_2 * \|f(x)\|_2} + \tau \cdot \log \pi_y \quad (2)$$

where w_y represents the weight parameter of class y in the final convolutional layer, and $f(x)$ is the extracted feature. Here we adopt the normalized weights and feature to further alleviate the class imbalance problem. $\tau \cdot \log \pi_y$ is the bias of class y which is fixed during training. π_y is the prior probability of class y corresponding to Fig 2(b). τ is a scale parameter where we set to 0.03 by hyper-parameter searching in val dataset. Thus, the cross-entropy loss of sample x with label y is calculated as follows:

$$\ell(y, x) = -\log \frac{e^{\text{logits}_y}}{\sum_{y' \in [L]} e^{\text{logits}_{y'}}} \quad (3)$$

Table 4 shows the experiment results of logits adjusted models. It can be seen that the performance in test subset is not consistent with val subset. We conjecture that the difference of class ratio in val subset and test subset can not be ignored.

Method	Val mIoU (%)	Test mIoU (%)
Swin	56.94	49.73
Swin w/ LA	57.62	49.97
MaskFormer	56.52	53.99
MaskFormer w/ LA	57.63	52.79

Table 4. Performance comparison between baseline models and logits adjusted (LA) models.

3.2. Self Distillation

Deep neural network with millions of parameters may suffer from poor generalization due to overfitting. In our experiments, we observe that accuracy get improved consistently on training subset, but accuracy on val subset get early saturated, which may caused by the overfitting. To mitigate the issue, we adopt a new technique called self distillation [6] as an extra regularization. Self distillation is a new regularization method that penalizes the predictive distribution between teacher model and student model.

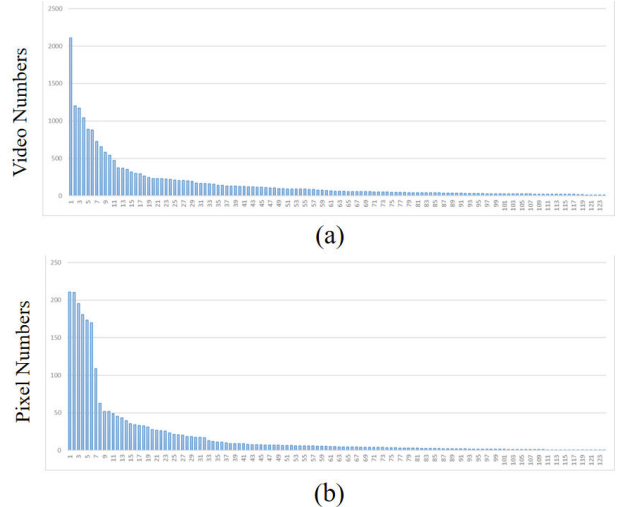


Figure 2. (a) Video numbers that each category appears in. (b) Pixel numbers of each category. The results are obtained by entire training dataset. Pixel number is scaled down by 10^8 .

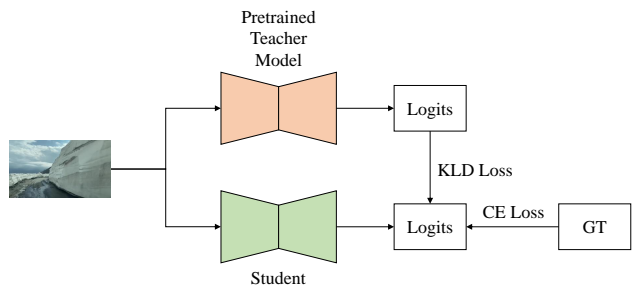


Figure 3. The illustration of self distillation method.

To be specific, we first train a model and save it as a teacher model. After that, we initialize a student model, which has the same architecture as teacher model. In the training phase, besides original cross entropy loss, we implement a KL distribution loss between logits predicted from teacher and student model as an extra regularization. The framework is shown in Figure 3.

The experimental results are shown in Table 5. Obviously, self distillation can bring improvement on val subset but get worse performance on test subset.

Method	Val mIoU (%)	Test mIoU (%)
Swin	55.40	50.99
Swin w/ SD	56.26	50.52

Table 5. Self Distillation can bring improvement on val subset but get worse performance on test subset.

References

- [1] Bowen Cheng, Alexander G Schwing, and Alexander Kirillov. Per-pixel classification is not all you need for semantic segmentation. *arXiv preprint arXiv:2107.06278*, 2021.
- [2] Pavel Izmailov, Dmitrii Podoprikin, Timur Garipov, Dmitry Vetrov, and Andrew Gordon Wilson. Averaging weights leads to wider optima and better generalization. In *UAI*, 2018.
- [3] Ze Liu, Yutong Lin, Yue Cao, Han Hu, Yixuan Wei, Zheng Zhang, Stephen Lin, and Baining Guo. Swin transformer: Hierarchical vision transformer using shifted windows. *arXiv preprint arXiv:2103.14030*, 2021.
- [4] Aditya Krishna Menon, Sadeep Jayasumana, Ankit Singh Rawat, Himanshu Jain, Andreas Veit, and Sanjiv Kumar. Long-tail learning via logit adjustment. In *ICLR*, 2021.
- [5] Jiaxu Miao, Yunchao Wei, Yu Wu, Chen Liang, Guangrui Li, and Yi Yang. Vspw: A large-scale dataset for video scene parsing in the wild. In *CVPR*, 2021.
- [6] Yonglong Tian, Yue Wang, Dilip Krishnan, Joshua B Tenenbaum, and Phillip Isola. Rethinking few-shot image classification: a good embedding is all you need? In *ECCV*, 2020.
- [7] Haoyang Zhang, Ying Wang, Feras Dayoub, and Niko Sünderhauf. Swa object detection. *arXiv preprint arXiv:2012.12645*, 2020.
- [8] Bolei Zhou, Hang Zhao, Xavier Puig, Sanja Fidler, Adela Barriuso, and Antonio Torralba. Scene parsing through ade20k dataset. In *CVPR*, 2017.