

Parallelized Robust Distributed Model Predictive Control in the Presence of Coupled State Constraints

Adrian Wiltz, Fei Chen, Dimos V. Dimarogonas

Abstract—In this paper, we present a robust distributed model predictive control (DMPC) scheme for dynamically decoupled nonlinear systems which are subject to state constraints, coupled state constraints and input constraints. In the proposed control scheme, all subsystems solve their local optimization problem in parallel and neighbor-to-neighbor communication suffices. The approach relies on consistency constraints which define a neighborhood around each subsystem’s reference trajectory where the state of the respective subsystem is guaranteed to stay in. Reference trajectories and consistency constraints are known to neighboring subsystems. Contrary to other relevant approaches, the reference trajectories are improved iteratively. The presented approach allows the formulation of convex optimization problems even in the presence of non-convex state constraints. Moreover, we employ tubes in order to ensure the controller’s robustness against bounded uncertainties. In the end, we show that with some minor modifications, the proposed scheme can be also applied to dynamically coupled systems when the dynamic couplings are bounded. The algorithm’s effectiveness is demonstrated with a simulation.

Index Terms—Distributed model predictive control, Constrained control, Robust control, NL predictive control

I. INTRODUCTION

Model predictive control (MPC) algorithms are successfully used in a broad range of applications and there exists a broad body of literature on them. The fact that hard constraints on states and inputs can be directly incorporated into the controller and a performance criterion can be taken into account by means of solving an optimization problem contribute to their popularity significantly. A basic approach for proving the recursive feasibility and convergence of the optimization problems has been developed in [6] for continuous-time nonlinear systems, and is the basis for numerous MPC algorithms proposed since then. Similar results are derived for discrete-time systems in [7], and an overview can be found in [24], [25].

A. Distributed MPC

Since the initial distributed model predictive control (DMPC) schemes [5], their development became a thriving branch in the research on model predictive control (MPC).

This work was supported by the ERC Consolidator Grant LEAFHOUND, the Swedish Research Council (VR) and the Knut och Alice Wallenberg Foundation (KAW).

The authors are with the Division of Decision and Control Systems, KTH Royal Institute of Technology, SE-100 44 Stockholm, Sweden {wiltz, fchen, dimos}@kth.se.

The motivation behind the development of DMPC is that centralized MPC [25] becomes computationally intractable for large-scale systems, and in the case of spatially distributed systems a reliable communication with a central control-unit is difficult to realize [11], [15].

In [27], the methods by which distributed MPC algorithms compute control input trajectories are classified into four groups: iterative methods, sequential methods, methods employing consistency constraints, and approaches based on robustness considerations. In iterative methods, the local controllers exchange the solutions to their local optimization problems several times among each other until they converge. In sequential approaches, local optimization problems of neighboring subsystems are not evaluated in parallel but one after another. In algorithms based on consistency constraints, neighboring subsystems exchange reference trajectories and guarantee to stay in their neighborhood. Other DMPC algorithms consider the neighbors’ control decisions as a disturbance. Examples can be found in [27]. As remarked in [29], the task of distributing MPC algorithms is too complex in order to solve it with one single approach. Instead, for various types of centralized MPC problems, distributed controllers have been tailored. A broad collection of notable DMPC algorithms can be found in [30]. Many available DMPC schemes follow in their proofs of recursive feasibility and asymptotic stability an argumentation similar to [6] for continuous-time systems, and [7] for discrete-time systems.

Especially the distribution of MPC problems subject to coupled state constraints turned out to be complicated [16], and most available DMPC schemes that are capable of handling them cannot avoid a sequential scheme [17], [31], [38], [43]. However, sequential schemes have the drawback that the computation of the control input of all subsystems becomes very time-consuming for highly connected networks when each subsystem has a large number of neighbors. A notable exception that does not rely on a sequential scheme can be found in [10], where a consistency constraint approach is used instead. This admits that even in the presence of coupled state constraints all subsystems can solve their local optimization problem in parallel and still retain recursive feasibility. In [9], this approach is transferred to a continuous-time setup, and in [39]–[41], it is extended to a so called plug-and-play MPC algorithm. However, [9], [10] do not allow to modify the reference trajectory once it is established which restricts the possibility to optimize the system’s performance significantly. In this paper, we overcome this limitation for

dynamically decoupled systems and systems with bounded dynamic couplings.

B. Robust MPC

As most theoretical guarantees of MPC schemes rely on the accuracy of the underlying model, various approaches have been proposed to also consider model uncertainties and external disturbances into the formulation of MPC frameworks in order to achieve robustness of their guarantees [2]. A natural approach to uncertainties in an optimization based setting is the formulation of min-max MPC [19], [21], [32]. However, most of the proposed algorithms are computationally prohibitively expensive (as pointed out in [45], the complexity of min-max optimization problems grows exponentially with the prediction horizon). In [46], it is shown that also nominal MPC with terminal constraint possesses some inherent robustness against bounded disturbances. Although there the considered nominal MPC scheme is computationally efficient, the inherent robustness is established in the absence of state constraints.

A different, by now well-established approach to handling uncertainties in the context of MPC is robust tube-based MPC [26], [35]. Thereby, an auxiliary controller is used to bound the deviation of the system's actual state to the predicted state into an invariant set. In this way, also the satisfaction of constraints including state constraints can be guaranteed through constraint tightening. This approach was first formulated for linear discrete-time systems in [26], and extended to a class of nonlinear discrete-time systems in [23], [33], [34]. The latter work, proposes the usage of two cascaded MPC where the inner one steers the actual state towards the predicted nominal state trajectory and a tube can be thereby established. In [45], a generalization of the discrete-time robust tube-based scheme to general nonlinear systems is presented, and a scheme for the construction of tubes for a class of Lipschitz-continuous systems proposed. Robust tube-based approaches have been successfully applied also in DMPC, see e.g. [10], [31], [43].

C. Contributions

In this paper, we develop a robust DMPC scheme based on consistency constraints for a dynamically decoupled system with coupled state constraints. The control scheme allows for the parallelized evaluation of the local optimization problems and requires only neighbor-to-neighbor communication. Contrary to [9], [10], we do not require that the reference trajectories are fixed and cannot be changed once they have been established. Instead, we allow the reference trajectories and consistency constraints to be updated at every time-step. Therefore, we provide sufficient conditions which guarantee recursive feasibility of the proposed control scheme. We also provide a solution that satisfies these sufficient conditions. Building up on the well-established framework for constructing tubes for bounded uncertainties, we can prove that the proposed DMPC scheme is recursively feasible and robustly asymptotically stable. Interestingly, the usage of consistency constraints allows us to formulate the local optimization problems as convex problems even in the presence of non-convex state and coupled state constraints. Moreover, we present two extensions to the proposed DMPC scheme: (1)

an iterative version, and (2) a modified version that allows to handle systems with bounded dynamic couplings. Finally, we demonstrate the effectiveness of the proposed control scheme with a simulation example and compare its performance with other established DMPC schemes.

A preliminary version of these results is found in [44]. The here presented results are not restricted to nominal dynamics, admit general coupled state constraints, are extended to an iterative version, and transfer the results to a class of systems with bounded dynamic couplings.

The remainder is structured as follows: In Section II, we present the partitioned system and the control objective. In Section III, we define the local optimization problems, the proposed DMPC algorithm, and derive guarantees. In Section IV, we extend the proposed DMPC algorithm to an iterative scheme, and apply the proposed DMPC scheme to systems with bounded dynamic couplings. In Section V, the algorithm's effectiveness is demonstrated, and in Section VI some conclusions are drawn.

D. Notation

A continuous function $\gamma : \mathbb{R}_+ \rightarrow \mathbb{R}_+$ is a \mathcal{K}_∞ function if $\gamma(0) = 0$, it is strictly increasing and $\gamma(t) \rightarrow \infty$ as $t \rightarrow \infty$. If the domain of a trajectory $x[\kappa]$ with $\kappa = a, \dots, b$, $a, b \in \mathbb{N}$, is clear from the context, we also write $x[\cdot]$. By $x[\cdot|k]$ we denote a trajectory that is computed at time step k . The short-hand $x_{i \in \mathcal{V}}$ is equivalent to $\{x_i\}_{i \in \mathcal{V}}$ where \mathcal{V} is an index set. Let $\mathcal{A}, \mathcal{B} \subset \mathbb{R}^n$ be two sets. Their Minkowski sum is defined as $\mathcal{A} \oplus \mathcal{B} = \{a + b \in \mathbb{R}^n \mid a \in \mathcal{A}, b \in \mathcal{B}\}$, the Pontryagin difference as $\mathcal{A} \ominus \mathcal{B} = \{a \in \mathbb{R}^n \mid a + b \in \mathcal{A}, \forall b \in \mathcal{B}\}$ and $\mathcal{A} \times \mathcal{B}$ their Cartesian product. \times_i, \oplus_i denote the repeated evaluation of the respective operations over indexed sets. The Hausdorff distance d_H of $x \in \mathbb{R}^n$ to \mathcal{A} is defined as $d_H(x, \mathcal{A}) := \inf\{\|x - x'\| \mid x' \in \mathcal{A}\}$; $\|\cdot\|$ denotes the Euclidean distance. $\mathcal{B}_\rho(x) := \{y \mid \|x - y\| \leq \rho\}$ is a hypersphere centered in x and $\mathcal{B}_\rho := \mathcal{B}_\rho(0)$. Let $A \in \mathbb{R}^{m \times n}$ be a matrix, and $\alpha \in \mathbb{R}$ a scalar. Then, $\alpha\mathcal{A} := \{y \mid y = \alpha x, x \in \mathcal{A}\}$ and $A\mathcal{A} := \{y \mid y = Ax, x \in \mathcal{A}\}$. Besides, $\text{span}(A)$ denotes the space spanned by the columns of matrix A . If A has full row rank, then $A^\dagger := A^H(AA^H)^{-1}$ is the right pseudo-inverse and it holds $AA^\dagger = I$. We call a quadratic matrix Schur if all its eigenvalues lie in the interior of the unit circle. Finally, $\mathbf{0}, \mathbf{1}$ denote vectors of all zeros or ones, I an identity matrix, and for $x \in \mathbb{R}^n$ and $P \in \mathbb{R}^{n \times n}$, we define the weighted norm $\|x\|_P = x^T P x$.

II. PRELIMINARIES

To start with, we introduce the system dynamics of a partitioned system and its constraints, define the network topology, review robustness related concepts, and finally state the control objective.

A. System Dynamics and Constraints

Consider a distributed system consisting of subsystems $i \in \mathcal{V} = \{1, \dots, |\mathcal{V}|\}$ which are dynamically decoupled and behave according to the discrete-time dynamics

$$x_i[k+1] = f_i(x_i[k], u_i[k], w_i[k]), \quad x_i[k_0] = x_{0,i} \quad (1)$$

where $x_i \in \mathbb{R}^{n_i}$, $u_i \in \mathbb{R}^{m_i}$ denote actual state and input of subsystem i , respectively, and $w_i \in \mathcal{W}_i \subset \mathbb{R}^{q_i}$ a bounded uncertainty. All subsystems $i \in \mathcal{V}$ are subject to state constraints $x_i \in \mathcal{X}_i \subseteq \mathbb{R}^{n_i}$ and input constraints

$$u_i \in \mathcal{U}_i \subseteq \mathbb{R}^{m_i}. \quad (2)$$

In stack-vector form, the dynamics of the overall system are correspondingly given by

$$x[k+1] = f(x[k], u[k], w[k]), \quad x[k_0] = x_0 \quad (3)$$

where $f : \mathbb{R}^n \times \mathbb{R}^m \times \mathbb{R}^q \rightarrow \mathbb{R}^n$ with $n := \sum_i n_i$, $m := \sum_i m_i$, $q := \sum_i q_i$, stack vectors $x = [x_1^T, \dots, x_{|\mathcal{V}|}^T]^T$, $u = [u_1^T, \dots, u_{|\mathcal{V}|}^T]^T$, $w = [w_1^T, \dots, w_{|\mathcal{V}|}^T]^T$, and $x_0 = [x_{0,1}^T, \dots, x_{0,|\mathcal{V}|}^T]^T$. The state and input constraints of the overall system are $x \in \mathcal{X} := \times_i \mathcal{X}_i$ and $u \in \mathcal{U} := \times_i \mathcal{U}_i$, the set of all uncertainties is $\mathcal{W} := \times_i \mathcal{W}_i$.

Furthermore, some of the subsystems are coupled to each other by coupled state constraints. For subsystems i and j , if there exists a coupled state constraint of subsystem i that depends on state x_j of subsystem j , then we call subsystem j a *neighbor* of subsystem i and write $j \in \mathcal{N}_i$, where \mathcal{N}_i is the set of all neighboring subsystems of i . Let subsystem i have N_i coupled state constraints and let $\mathcal{N}_{i,r} \subseteq \mathcal{N}_i$ with $r = 1, \dots, N_i$. Then, we define the state constraints via inequalities, namely

$$h_i(x_i) \leq \mathbf{0} \quad (4a)$$

$$c_{i,r}(x_i, x_{j \in \mathcal{N}_{i,r}}) \leq \mathbf{0}, \quad r = 1, \dots, N_i \quad (4b)$$

where $h_i : \mathbb{R}^{n_i} \rightarrow \mathbb{R}^{s_i}$ defines the state constraint of subsystem i , and $c_{i,r} : \mathbb{R}^{n_i} \times (\times_{j \in \mathcal{N}_{i,r}} \mathbb{R}^{n_j}) \rightarrow \mathbb{R}^{s_{i,r}}$ defines the coupled state constraint of subsystem i to some of its neighbors $j \in \mathcal{N}_{i,r}$ where $s_i, s_{i,r} \in \mathbb{N}_{>0}$ are some constants; the functions $h_i, c_{i,r}$ are continuous. Then, the state constraint sets are defined as

$$\mathcal{X}_i := \{x_i \in \mathbb{R}^{n_i} \mid h_i(x_i) \leq \mathbf{0}\}$$

$$\mathcal{X}_{i,r}(x_{j \in \mathcal{N}_{i,r}}) := \{x_i \in \mathbb{R}^{n_i} \mid c_{i,r}(x_i, x_{j \in \mathcal{N}_{i,r}}) \leq \mathbf{0}\}, \quad j=1, \dots, N_i$$

where $\mathcal{X}_{i,r} : \times_{j \in \mathcal{N}_{i,r}} \mathbb{R}^{n_j} \rightarrow \mathcal{P}(\mathbb{R}^{n_i})$ is a set valued function and $\mathcal{P}(\mathbb{R}^{n_i})$ denotes the power set of \mathbb{R}^{n_i} . A state x_i of subsystem i is called *infeasible* if (4) is not satisfied.

From the actual subsystems dynamics (1), we distinguish the nominal dynamics of the undisturbed system which are given by

$$\begin{aligned} \hat{x}_i[k+1] &= \hat{f}_i(\hat{x}_i[k], \hat{u}_i[k]) := f_i(\hat{x}_i[k], \hat{u}_i[k], 0), \\ \hat{x}_i[k_0] &= x_{0,i} \end{aligned} \quad (5)$$

where $\hat{x}_i \in \mathbb{R}^{n_i}$, $\hat{u}_i \in \mathbb{R}^{m_i}$ denote nominal state and input of subsystem i , respectively. The nominal dynamics of the overall system are given by

$$\hat{x}[k+1] = \hat{f}(\hat{x}[k], \hat{u}[k]) := f(\hat{x}[k], \hat{u}[k], 0). \quad (6)$$

Besides, we assume that neighboring subsystems that are coupled by some state constraints have these constraints in common. This is formally expressed as follows.

Assumption 1. Assume that for all subsystems $i \in \mathcal{V}$ it holds that $j \in \mathcal{N}_i$ if and only if $i \in \mathcal{N}_j$. Then, there exists at least

one r_i , such that $j \in \mathcal{N}_{i,r_i}$, and we assume that for each $r_i \in \{1, \dots, N_i\}$ there exists a $r_j \in \{1, \dots, N_j\}$ such that $i \in \mathcal{N}_{j,r_j}$ and

$$c_{i,r_i}(x_i, x_{i' \in \mathcal{N}_{i,r_i}}) = c_{j,r_j}(x_j, x_{j' \in \mathcal{N}_{j,r_j}}).$$

Thereby, all neighboring subsystems are aware of those constraints that couple them with each other. Without this assumption, an asymmetry in the subsystems' capabilities could not be excluded which would possibly allow some of the subsystems to "force" neighboring subsystems to infeasible states. Such adversarial behavior is beyond the scope of this paper.

B. Network Topology

The coupled state constraints define an undirected graph structure on the distributed system under consideration. The graph is given as $\mathcal{G} = (\mathcal{V}, \mathcal{E})$ where \mathcal{E} is the set of edges defined as $\mathcal{E} := \{(i, j) \mid j \in \mathcal{N}_i\}$. We assume that \mathcal{E} defines the communication links among the subsystems \mathcal{V} and hence that neighboring subsystems can communicate with each other.

C. Robust Stability and Tubes

In order to treat the uncertainties w_i in the dynamics (1), we resort to a tube-based approach. Thereby, an auxiliary controller is employed to bound the deviation of the system's actual state to the predicted state into an invariant set, a so-called *robust positively invariant (RPI) set*. Next, we introduce the robustness related concepts that we build upon in the subsequent sections.

At first, we define for the uncertain dynamics of the subsystems (1) *robust control invariant (RCI) sets*.

Definition 1 (Robust Control Invariant (RCI) Set). A set $\mathcal{R}_i \subseteq \mathbb{R}^{n_i}$ is a robust control invariant set for subsystem (1) with dynamics $x_i[k+1] = f_i(x_i[k], u_i[k], w_i[k])$, if there exists for all $x_i \in \mathcal{R}_i$ a control input $u_i \in \mathcal{U}_i$ such that $f_i(x_i, u_i, w_i) \in \mathcal{R}_i$ for all $w_i \in \mathcal{W}_i$.

Given a controller $K_i : \mathcal{R}_i \rightarrow \mathcal{U}_i$, we then define RPI sets for the corresponding closed-loop systems.

Definition 2 (Robust Positively Invariant (RPI) Set). A set $\mathcal{R}_i \subseteq \mathbb{R}^{n_i}$ is a robust positively invariant set for system (3) controlled by K_i , if $f_i(x_i, K_i(x_i), w_i) \in \mathcal{R}_i$ for all $x_i \in \mathcal{R}_i$ and $w_i \in \mathcal{W}_i$.

The deviation of an actual state x_i and nominal state \hat{x}_i is formally defined as $p_i := x_i - \hat{x}_i$, and we define the *deviation dynamics* as

$$p_i[k+1] = f_i(x_i[k], u_i[k], w_i[k]) - \hat{f}_i(\hat{x}_i[k], \hat{u}_i[k]) \quad (7)$$

with $p_i[k_0] = 0$, $x_i[k_0] = \hat{x}_i[k_0] = x_{0,i}$. Considering a control signal

$$u_i[k] = \hat{u}_i[k] + K_i(x_i[k], \hat{x}_i[k]) \quad (8)$$

consisting of a nominal input \hat{u}_i and a state-feedback controller $K_i : \mathcal{X}_i \times \mathcal{X}_i \rightarrow \mathcal{U}_i$, we assume the existence of an RPI set for (7) controlled by (8).

Assumption 2. Let the deviation dynamics (7) be controlled by (8). For all $i \in \mathcal{V}$, assume that there exists a neighborhood of the origin $\mathcal{P}_i \subseteq \mathbb{R}^{n_i}$ and an auxiliary state-feedback control $K_i(\cdot, \cdot)$ such that $p_i[k+1] \in \mathcal{P}_i$ for all $p_i[k] \in \mathcal{P}_i$, $w_i[k] \in \mathcal{W}_i$, and $k \geq k_0$.

We define the set of all inputs that K_i possibly takes if $p_i \in \mathcal{P}_i$ as

$$\Delta \mathcal{U}_i := \{K_i(x_i, \hat{x}_i) \in \mathcal{U}_i \mid x_i, \hat{x}_i \in \mathcal{X}_i, x_i - \hat{x}_i \in \mathcal{P}_i\}. \quad (9)$$

Remark 1. For the construction of the RPI sets \mathcal{P}_i , we refer to the rich literature on robust tube-based MPC, see [23], [26], [33], [36], [37], [45]. Because $p_i[k+1] = f_i(x_i[k], u_i[k], w_i[k]) - \hat{f}_i(\hat{x}_i[k], \hat{u}_i[k]) \neq h(p_i[k], w_i[k])$ for a general nonlinear system, it is not always easy to find RPI sets \mathcal{P}_i . Therefore, most works on the construction of RPI sets focus on particular classes of nonlinear systems. In [26], linear systems of the form $x[k+1] = Ax[k] + Bu[k]$ are considered where A, B are real matrices of respective sizes and the pair (A, B) is assumed to be controllable. This is extended in [33] to systems with ‘‘matched nonlinearities’’ of the form

$$x[k+1] = Ax[k] + B(g(x[k])u[k] + \varphi(x[k])) + w$$

where g is assumed to be invertible for all $x \in \mathcal{X}$. For both dynamics, auxiliary controllers can be found such that the deviation dynamics take the form $p[k+1] = h(p[k], w[k])$. In contrast, the construction in [23] does not rely on deviation dynamics of this form.

Based on Assumption 2, we call the series of sets

$$\hat{x}_i[k] \oplus \mathcal{P}_i, \quad k \geq k_0$$

a *tube* around the nominal state trajectory \hat{x}_i resulting from (5). Whereas the auxiliary controller K_i ensures that the actual state stays within a tube around the nominal trajectory and thereby bounds the impact of the uncertainty, we use the nominal input \hat{u}_i to control the nominal system (5). We determine the \hat{u}_i through a receding horizon optimal control problem. In this way, we aim at guaranteeing the robust asymptotic stabilization of the overall uncertain dynamics (3).

Definition 3 (Robust Asymptotic Stability). Let \mathcal{R} be an RPI set for the autonomous discrete-time system $x[k+1] = g(x[k], w[k])$ with an equilibrium point $\xi = g(\xi, 0) \in \mathcal{R}$. Define the Hausdorff distance $d_H(x, \mathcal{X}) := \inf\{\|x - x'\| \mid x' \in \mathcal{X}\}$ as the distance of a point x to a set \mathcal{X} . The equilibrium ξ is said to be *robustly stable* if for each $\varepsilon > 0$, there exists a $\delta = \delta(\varepsilon) > 0$ such that $d_H(x[k_0], \mathcal{R}) < \delta \Rightarrow d(x[k], \mathcal{R}) < \varepsilon$ for all $k > k_0$. The equilibrium ξ is *robustly asymptotically stable* if ξ is robustly stable and $d_H(x[k_0], \mathcal{R}) < \delta \Rightarrow \lim_{k \rightarrow \infty} d_H(x[k], \mathcal{R}) = 0$.

Note that \mathcal{R} can be interpreted as a generalized equilibrium. If $\mathcal{R} = \{\xi\}$, then the definition reduces to the definition of Lyapunov stability.

Having introduced the notion of RPI-sets and tubes, we define the following tightened constraint sets for the ease of

notation which we later use for constraining nominal states and inputs:

$$\hat{\mathcal{X}}_i := \mathcal{X}_i \ominus \mathcal{P}_i, \quad (10a)$$

$$\hat{\mathcal{X}}_{i,r}(\hat{x}_{j \in \mathcal{N}_{i,r}}) := \{x_i \mid c(x_i, x_{j \in \mathcal{N}_{i,r}}) \geq 0 \quad \forall x_j \in \hat{x}_j \oplus \mathcal{P}_j\} \ominus \mathcal{P}_i, \quad (10b)$$

$$\hat{\mathcal{U}}_i := \mathcal{U}_i \ominus \Delta \mathcal{U}_i. \quad (10c)$$

Finally, the following lemma establishes useful relations for the Minkowski sum and the Pontryagin difference.

Lemma 1 (Relation of Minkowski sum and Pontryagin difference, [42], Lemma 3.1.11). Let $\mathcal{A}, \mathcal{B} \subset \mathbb{R}^n$. Then

$$(\mathcal{A} \oplus \mathcal{B}) \ominus \mathcal{B} \supseteq \mathcal{A}, \quad (11a)$$

$$(\mathcal{A} \ominus \mathcal{B}) \oplus \mathcal{B} \subseteq \mathcal{A}. \quad (11b)$$

D. Control Objective

Let $\xi_i = \hat{f}_i(\xi_i, \hat{u}_{\xi_i})$ be a steady state of the nominal dynamics of subsystem i for a constant nominal input \hat{u}_{ξ_i} and denote by $\xi = [\xi_1^T, \dots, \xi_{|\mathcal{V}|}^T]^T$ the stack vector of all steady states. For all subsystems $i \in \mathcal{V}$, the control objective is to robustly asymptotically stabilize target states $\{\xi_i\}_{i \in \mathcal{V}}$ where

$$\xi \in \Xi := \{\xi \mid \xi_i \in \hat{\mathcal{X}}_i, \xi_i \in \hat{\mathcal{X}}_{i,r_i}(\xi_{j \in \mathcal{N}_{i,r_i}}), u_{\xi_i} \in \hat{\mathcal{U}}_i, \quad \forall i \in \mathcal{V}, \forall r_i = 1, \dots, N_i\}. \quad (12)$$

The tightened constraint sets $\hat{\mathcal{X}}_i, \hat{\mathcal{X}}_{i,r}, \hat{\mathcal{U}}_i$ as defined in (10) ensure that none of the constraints is violated due to the uncertainties.

III. MAIN RESULTS

Next, we present the proposed robust distributed MPC control approach. At first, we define the local optimization problems, introduce the proposed DMPC algorithm and show recursive feasibility and asymptotic convergence. Thereafter, we present update rules for the reference trajectories, and show how imposed assumptions can be satisfied.

A. Local Optimization Problems

In the proposed DMPC control scheme, a subsystem i predicts a nominal state trajectory $\hat{x}_i[\kappa|k]$ for $\kappa = k, \dots, k+N$ and a corresponding nominal input trajectory $\hat{u}_i[\kappa|k]$ for $\kappa = k, \dots, k+N-1$ based on dynamics (1) at every time-step k . Thereby, a cost function $J_i(\hat{x}_i[\cdot|k], \hat{u}_i[\cdot|k])$ is minimized where N denotes the prediction horizon. The nominal input trajectories $\hat{u}_{i \in \mathcal{V}}[\cdot|k]$ are determined such that they robustly satisfy input constraints (2), i.e., $\hat{u}_i[\cdot|k] + K_i(x_i[k], \hat{x}_i[k]) \in \mathcal{U}_i \quad \forall k \geq k_0$ for all $i \in \mathcal{V}$. Therefore, we constrain the nominal inputs such that $\hat{u}_{i \in \mathcal{V}}[\cdot|k] \in \hat{\mathcal{U}}_i \quad \forall k \geq k_0$ where $\hat{\mathcal{U}}_i$ is the tightened input constraint defined in (10c).

The state trajectories $\hat{x}_{i \in \mathcal{V}}[\cdot|k]$ are determined such that they start in $\hat{x}_i[k|k] \in x_i[k] \oplus \mathcal{P}_i$, $i \in \mathcal{V}$. As the actual state x_i is uncertain, it is not necessary that $\hat{x}_i[k|k] = \hat{x}_i[k|k-1]$ as it is done in the control scheme for nominal dynamics [44]. Thereby, the controller’s flexibility is increased to optimize the

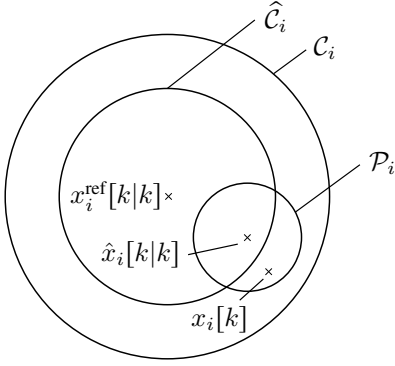


Fig. 1. Illustration of consistency constraints (13) ($\kappa = k$) and (14). A consistency constraint ensures that a nominal state $\hat{x}_i[k|k]$ stays in a (tightened) neighborhood \hat{C}_i of a reference state $x_i^{\text{ref}}[k|k]$. Thereby, it is implied that also the actual state $x_i[k]$ stays within the neighborhood C_i of the reference state $x_i^{\text{ref}}[k|k]$ as the deviation of actual and nominal state is bounded by \mathcal{P}_i , i.e., $x_i[k] - \hat{x}_i[k|k] \in \mathcal{P}_i$.

cost function in the presence of uncertainties. The satisfaction of state constraints (4) is ensured by *consistency constraints*

$$\hat{x}_i[\kappa|k] \in x_i^{\text{ref}}[\kappa|k] \oplus \hat{C}_i \quad (13)$$

where $i \in \mathcal{V}$, $\kappa = k, \dots, k+N$, $x_i^{\text{ref}}[\kappa|k]$ is a reference trajectory and $\hat{C}_i \subseteq \mathbb{R}^{n_i}$ is a compact neighborhood of the origin; both $x_i^{\text{ref}}[\kappa|k]$ and $\hat{C}_i \subseteq \mathbb{R}^{n_i}$ are further specified below. Thereby, subsystem i guarantees to its neighbors $j \in \mathcal{N}_i$ that its predicted nominal states $\hat{x}_i[\kappa|k]$ always stay in a neighborhood \hat{C}_i of reference states $x_i^{\text{ref}}[\kappa|k]$ for $\kappa = k, \dots, k+N$. Reference states $x_i^{\text{ref}}[\kappa|k]$ are determined at every time-step and communicated to all neighbors $j \in \mathcal{N}_i$. The *consistency constraint* for actual states x_i is given for $k \geq k_0$ as

$$x_i[k] \in x_i^{\text{ref}}[k|k] \oplus C_i \quad \text{with} \quad C_i := \hat{C}_i \oplus \mathcal{P}_i. \quad (14)$$

Note that (14) is implied by (13) for $\kappa = k$ and Assumption 2. Figure 1 illustrates the concept of consistency constraints.

Remark 2. Contrary to other DMPC approaches employing consistency constraints [8]–[10], here the reference trajectories $x_{i \in \mathcal{V}}^{\text{ref}}[\cdot|k]$ need not to satisfy dynamics (5).

Next, we define the local optimization problem of subsystem i at time-step k as

$$J_i^*(x_i[k]) = \min_{\hat{x}_i[k|k], \hat{u}_i[\cdot|k]} J_i(\hat{x}_i[\cdot|k], \hat{u}_i[\cdot|k]) \quad (15)$$

where

$$J_i(\hat{x}_i[\cdot|k], \hat{u}_i[\cdot|k]) = \sum_{\kappa=k}^{k+N-1} l_i(\hat{x}_i[\kappa|k], \hat{u}_i[\kappa|k]) + \hat{J}_i^f(\hat{x}_i[k+N|k])$$

$$l_i(\hat{x}_i[\kappa|k], \hat{u}_i[\kappa|k]) = \|\hat{x}_i[\kappa|k] - \xi_i\|_{Q_i} + \|\hat{u}_i[\kappa|k] - \hat{u}_{\xi_i}\|_{R_i}$$

with stage-cost-function l_i , a positive-definite terminal cost-function \hat{J}_i^f , and quadratic positive-definite matrices Q_i, R_i .

By $\hat{x}_i^*[\cdot|k]$ and $\hat{u}_i^*[\cdot|k]$, we denote those trajectories that minimize J_i . The local optimality criterion (15) is subject to

$$\hat{x}_i[k|k] = x_i[k] \oplus (-\mathcal{P}_i) \quad (16a)$$

$$\hat{x}_i[k+1|k] = \hat{f}_i(\hat{x}_i[k|k], \hat{u}_i[k|k]) \quad (16b)$$

$$\hat{x}_i[\kappa|k] \in x_i^{\text{ref}}[\kappa|k] \oplus \hat{C}_i \quad (16c)$$

$$\hat{u}_i[\kappa|k] \in \hat{\mathcal{U}}_i \quad (16d)$$

$$\hat{x}_i[k+N|k] \in \hat{\mathcal{X}}_i^f \quad (16e)$$

for $\kappa = k, \dots, k+N-1$ and with the terminal set $\hat{\mathcal{X}}_i^f := \{\hat{x}_i | \hat{J}_i^f(\hat{x}_i) \leq \gamma\}$, $\gamma \in \mathbb{R}$, as a level set of the terminal cost function. In order to highlight its dependence on $x_i[k]$, we denote the initial value of the predicted nominal trajectory $\hat{x}_i^*[\cdot|k]$ as $\hat{x}_i^*(x_i[k]) := \hat{x}_i^*[k|k]$.

The optimal nominal control input applied by subsystem i at time k given current state $x_i[k]$ is $\hat{\mu}_i(x_i[k]) := \hat{u}_i^*[k|k]$. The applied actual input is

$$\mu_i(x_i[k]) = \hat{\mu}_i(x_i[k]) + K_i(x_i[k], \hat{x}_i^*(x_i[k])) \quad (17)$$

where K_i is the auxiliary controller rendering \mathcal{P}_i an RPI set for deviation dynamics (7) (cf. Assumption 2).

In order to ensure recursive feasibility and that the consistency constraints do not admit states that result in a violation of state constraints (4), the reference states $x_i^{\text{ref}}[\kappa|k]$ are updated at every time-step k for $\kappa = k, \dots, k+N$. We impose the following assumption on reference states and consistency constraint sets.

Assumption 3. For $\kappa = k, \dots, k+N-1$ and $k \geq k_0$, reference states $x_i^{\text{ref}}[\kappa|k]$ are chosen

(A3.1) such that

$$h_i(x_i) \leq \mathbf{0} \quad \forall x_i \in x_i^{\text{ref}}[\kappa|k] \oplus C_i \quad (18)$$

and for all $r_i = 1, \dots, N_i$

$$c_{i,r_i}(x_i, x_{j \in \mathcal{N}_{i,r_i}}) \leq \mathbf{0} \quad \forall x_i \in x_i^{\text{ref}}[\kappa|k] \oplus C_i, \quad (19)$$

$$\forall x_j \in x_j^{\text{ref}}[\kappa|k] \oplus C_j, \quad j \in \mathcal{N}_{i,r_i};$$

(A3.2) and if $k > k_0$ additionally such that

$$\hat{x}_i^*[\kappa|k-1] \in x_i^{\text{ref}}[\kappa|k] \oplus \hat{C}_i. \quad (20)$$

Whereas (A3.1) ensures the satisfaction of (4), (A3.2) leads to recursive feasibility of the local optimization problems. In Section III-D, we discuss the determination of reference states x_i^{ref} and consistency constraint sets C_i that lead to the satisfaction of Assumption 3.

Moreover, we impose the following standard assumptions on terminal sets $\hat{\mathcal{X}}_i^f$ and terminal cost \hat{J}_i^f [10], [12] in a slightly modified way.

Assumption 4. For the terminal sets $\hat{\mathcal{X}}_i^f$, the terminal cost function $\hat{J}_i^f : \hat{\mathcal{X}}_i^f \rightarrow \mathbb{R}_{\geq 0}$ with $i \in \mathcal{V}$, and a state-feedback controller $\hat{K}_i(\hat{x}_i)$, we assume that

(A4.1) all $\hat{\mathcal{X}}_i^f$, $i \in \mathcal{V}$, are feasible, i.e., there exist $\alpha_i \in \mathbb{R}_{>1}$, $i \in \mathcal{V}$, such that $\alpha_i \hat{\mathcal{X}}_i^f \subseteq \hat{\mathcal{X}}_i$ and $c_{i,r_i}(x_i, x_{j \in \mathcal{N}_{i,r_i}}) \leq \mathbf{0}$ $\forall x_i \in \alpha_i \hat{\mathcal{X}}_i^f \oplus \mathcal{P}_i, \forall x_j \in \alpha_j \hat{\mathcal{X}}_j^f \oplus \mathcal{P}_j$, with $j \in \mathcal{N}_{i,r_i}$, for all $r_i = 1, \dots, N_i$;

(A4.2) $\hat{K}_i : \hat{\mathcal{X}}_i^f \rightarrow \hat{\mathcal{U}}_i$;

- (A4.3) $\hat{f}_i(\hat{x}_i, \hat{K}_i(\hat{x}_i)) \in \hat{\mathcal{X}}_i^f$, i.e., $\hat{\mathcal{X}}_i^f$ is invariant;
(A4.4) $\hat{J}_i^f(\hat{f}(\hat{x}_i, \hat{K}_i(\hat{x}_i))) + l_i(\hat{x}_i, \hat{K}_i(\hat{x}_i)) \leq \hat{J}_i^f(\hat{x}_i)$.

By (A4.1), it is ensured that state constraints (4) are satisfied for any states in the terminal regions $\hat{\mathcal{X}}_{i \in \mathcal{V}}^f$ and a neighborhood around them. The neighborhood is required for the construction of suitable consistency constraint sets later. The additional assumptions ensure the existence of a state-feedback controller \hat{K}_i that respects the input constraint \hat{U}_i within the terminal constraint set $\hat{\mathcal{X}}_i^f$ (A4.2), that ensures the invariance of $\hat{\mathcal{X}}_i^f$ (A4.3), and that guarantees a descent in the terminal cost \hat{J}_i^f (A4.4). The existence of \hat{K}_i is sufficient and does not need to be particularly known. We suggest to determine \hat{J}_i^f and $\hat{\mathcal{X}}_i^f$ via the algebraic Riccati equation as outlined in [12, Remark 5.15] which yields a quadratic terminal cost function of the form $\hat{J}_i^f(\hat{x}_i) = \hat{x}_i^T P_i \hat{x}_i$ with a positive-definite matrix P_i .

B. Distributed MPC Algorithm

First, initial nominal state trajectories $\hat{x}_i^{\text{init}}[\kappa|k_0]$, $k = k_0, \dots, k_0 + N$, and input trajectories $\hat{u}_i^{\text{init}}[\kappa|k_0]$, $\kappa = k_0, \dots, k_0 + N - 1$, must be determined for all $i \in \mathcal{V}$ such that

$$\hat{x}_i^{\text{init}}[k_0|k_0] = x_{0,i} \quad (21a)$$

$$\hat{x}_i^{\text{init}}[\kappa + 1|k_0] = \hat{f}_i(\hat{x}_i^{\text{init}}[\kappa|k_0], \hat{u}_i^{\text{init}}[\kappa|k_0])$$

$$\hat{x}_i^{\text{init}}[\kappa|k_0] \in \hat{\mathcal{X}}_i \ominus \mathcal{B}_{\beta_i} \quad (21b)$$

$$\hat{x}_i^{\text{init}}[\kappa|k_0] \in \hat{\mathcal{X}}_{i,r_i}(x_{j \in \mathcal{N}_{i,r_i}}^{\text{init}}[\kappa|k_0]) \ominus \mathcal{B}_{\beta_i}, \quad \forall r_i = 1, \dots, N_i \quad (21c)$$

$$\hat{u}_i^{\text{init}}[\kappa|k_0] \in \hat{U}_i \quad (21d)$$

$$\hat{x}_i^{\text{init}}[k_0 + N|k_0] \in \hat{\mathcal{X}}_i^f \quad (21e)$$

where $\beta_i \in \mathbb{R}_{>0}$ and \mathcal{B}_{β_i} denotes a (hyper-)sphere with radius β_i . Choosing β_i large generally admits larger consistency constraint sets \hat{C}_i which lead to less restrictive, but potentially more conservative local optimal control problems, whereas choosing β_i small admits smaller, however more restrictive \hat{C}_i . Next, we define the initial reference trajectories as

$$x_i^{\text{ref}}[\cdot|k_0] := \hat{x}_i^{\text{init}}[\cdot|k_0] \quad (22)$$

for all $i \in \mathcal{V}$. Note, that (21b) and (21c) imply (4) but are stricter. Similarly, (A4.1) ensures that for each state in $\hat{\mathcal{X}}_i^f$ there exists a neighborhood whose states satisfy (4) as well. Hence, there always exist sufficiently small sets \hat{C}_i for all $i \in \mathcal{V}$ such that (18) and (19) hold with $x_i^{\text{ref}}[\kappa|k_0] = \hat{x}_i^{\text{init}}[\kappa|k_0]$, and such that

$$\hat{\mathcal{X}}_i^f \oplus \hat{C}_i \subseteq \alpha_i \hat{\mathcal{X}}_i^f. \quad (23)$$

We call trajectories $\hat{x}_{i \in \mathcal{V}}^{\text{init}}[\cdot|k_0]$, $\hat{u}_{i \in \mathcal{V}}^{\text{init}}[\cdot|k_0]$ that satisfy (21) *initially feasible*. We define $\hat{\mathcal{X}}_{N,i}^0$ as the set of states $x_{0,i}$ for which initially feasible trajectories exist when the prediction horizon is N , and $\mathcal{X}_{N,i}^0 := \hat{\mathcal{X}}_{N,i}^0 \oplus \mathcal{P}_i$. Initially feasible trajectories can be computed using sequential DMPC algorithms.

Remark 3. For computing the sets \hat{C}_i , $i \in \mathcal{V}$, we suggest to start with an initial guess of \hat{C}_i denoted by \hat{C}_i' , and check if (18), (19) and (23) are satisfied. If these hold, enlarge \hat{C}_i' by

multiplication with a scalar $\rho_i > 1$; otherwise, shrink \hat{C}_i' by multiplication with $1/\rho_i$. Then, we choose $\hat{C}_i = \rho_i^{\iota_i^{\max}} \hat{C}_i'$ where $\iota_i^{\max} \in \mathbb{Z}$ is the largest integer such that (18), (19) and (23) are still satisfied. If \hat{C}_i' is defined via the intersection of half-spaces, and h_i and c_{i,r_i} are linear, then (18), (19) and (23) can be evaluated using common libraries for computations with polyhedra, e.g., MPT3 (Matlab) [14], Polyhedra (Julia) [20] and Polytope (Python) [4]. In (18) and (19), C_i and C_j , $j \in \mathcal{N}_i$, can be replaced by outer approximations which often results in more conservative conditions, but allows for an easier evaluation. We take advantage of such outer approximation in Section V.

Algorithm 1 (DMPC scheme). The entire distributed MPC algorithm, which comprises initialization steps 1 and the DMPC routine 2, is as follows:

- 1.1. Set $k = k_0$ and determine \hat{J}_i^f , $\hat{\mathcal{X}}_i^f$ and \hat{K}_i for all $i \in \mathcal{V}$ (cf. Assumption 4).
- 1.2. Compute $\hat{x}_i^{\text{init}}[\kappa|k_0]$ for $\kappa = k_0, \dots, k_0 + N$ and $\hat{u}_i^{\text{init}}[\kappa|k_0]$ for $\kappa = k_0, \dots, k_0 + N - 1$ for all $i \in \mathcal{V}$ such that (21) holds. All subsystems $i \in \mathcal{V}$ communicate $\hat{x}_i^{\text{init}}[\cdot|k_0]$, $\hat{u}_i^{\text{init}}[\cdot|k_0]$ to their neighbors $j \in \mathcal{N}_i$.
- 1.3. For all $i \in \mathcal{V}$, set $x_i^{\text{ref}}[\kappa|k_0] = \hat{x}_i^{\text{init}}[\kappa|k_0]$ for $\kappa = k_0, \dots, k_0 + N - 1$ as in (22) and compute $\hat{C}_i \subseteq \mathbb{R}^{n_i}$ as a closed neighborhood of the origin such that (18), (19) and (23) hold (cf. Remark 3). All subsystems $i \in \mathcal{V}$ communicate $x_i^{\text{ref}}[\cdot|k_0]$ and \hat{C}_i to their neighbors $j \in \mathcal{N}_i$.
- 2.1. All $i \in \mathcal{V}$ measure $x_i[k]$, solve their local optimization problem (15) subject to (16) in parallel and thereby determine $\hat{x}_i^*[\kappa|k]$ for $\kappa = k, \dots, k + N$ and $\hat{u}_i^*[\kappa|k]$ for $\kappa = k, \dots, k + N - 1$. All $i \in \mathcal{V}$ communicate $\hat{x}_i^*[\cdot|k]$, $\hat{u}_i^*[\cdot|k]$ to their neighbors $j \in \mathcal{N}_i$.
- 2.2. All $i \in \mathcal{V}$ apply μ_i as given in (17).
- 2.3. All $i \in \mathcal{V}$ determine reference states $x_i^{\text{ref}}[\kappa|k + 1]$ for $\kappa = k + 1, \dots, k + N$ such that Assumption 3 holds (see Section III-D). All $i \in \mathcal{V}$ communicate $x_i^{\text{ref}}[\cdot|k + 1]$ to their neighbors $j \in \mathcal{N}_i$.
- 2.4. Set $k \leftarrow k + 1$ and go to step 2.1.

Remark 4. In control problems with non-convex constraints, it is generally not easy to determine initially feasible state and input trajectories satisfying (21). In this respect, we can take advantage of the fact that the proposed DMPC scheme does not rely on reference trajectories satisfying the nominal state dynamics (5) as previously pointed out in Remark 2. Therefore, it suffices for the initialization of the control algorithm to determine reference trajectories $x_i^{\text{ref}}[\kappa|k_0]$, $\kappa = k_0, \dots, k_0 + N$, for all $i \in \mathcal{V}$, that satisfy $x_i^{\text{ref}}[k_0|k_0] = x_{0,i}$, (21b), (21c), and (21e). Reference trajectories $x_i^{\text{ref}}[\kappa|k_0]$ can be determined using planning algorithms [18]. Applying centralized planning algorithms in a sequential way allows even for a distributed implementation. This means that neighboring subsystems do not determine their plans in parallel. Subsystems that already computed their plans communicate them to their respective neighbors such that these can use the communicated trajectories for the evaluation of their coupled state constraints. Finally, we only need to show that there exist initially feasible trajectories $x_i^{\text{init}}[\kappa|k_0]$ satisfying (16a)-(16e) in a \hat{C}_i -neighborhood, that is $\hat{x}_i^{\text{init}}[\kappa] \in x_i^{\text{ref}}[\kappa|k_0] \oplus \hat{C}_i$.

C. Guarantees and Properties of the DMPC Algorithm

At first, we observe that the proposed DMPC algorithm ensures the satisfaction of the constraints imposed on the actual state and input which each subsystem has to satisfy.

Lemma 2. For all $i \in \mathcal{V}$, let $x_i[k]$ be the solution to the actual subsystem dynamics (1) when control input $u_i[k]$ given as in (17) is applied. Besides, let Assumptions 2 and 3 hold. Then, $u_i[k]$ and $x_i[k]$ satisfy input constraints (2) and state constraints (4), respectively.

Proof. Because $u_i[k] = \mu_i(x_i[k]) + K_i(x_i[k], \hat{x}_i[k])$ where $\mu_i(x_i[k]) = \hat{u}_i^*[k|k]$ satisfies (16d) and $K_i(\cdot, \cdot) \in \Delta\mathcal{U}_i$ according to (9), it follows that (2) holds as

$$u_i[k] \in \hat{\mathcal{U}}_i \oplus \Delta\mathcal{U}_i \stackrel{(10c)}{=} (\mathcal{U}_i \ominus \Delta\mathcal{U}_i) \oplus \Delta\mathcal{U}_i \stackrel{(11b)}{\subseteq} \mathcal{U}_i.$$

Next, as consistency constraint (16c) holds and $p_i[k] \in \mathcal{P}_i$ according to Assumption 2, for all $i \in \mathcal{V}$ it follows

$$x_i[k] = \hat{x}_i[k] + p_i[k] \in (x_i^{\text{ref}}[k|k] \oplus \hat{\mathcal{C}}_i) \oplus \mathcal{P}_i = x_i^{\text{ref}}[k|k] \oplus \mathcal{C}_i.$$

Then due to Assumption 3, the satisfaction of state (4a) and coupled state constraints (4b) follows from (18) and (19). \square

Next, we prove recursive feasibility of the proposed DMPC algorithm and show that the states $x_{i \in \mathcal{V}}$ robustly asymptotically converge to their target states $\xi_{i \in \mathcal{V}}$.

Theorem 3. For $i \in \mathcal{V}$, let $\hat{x}_i^{\text{init}}[\kappa|k_0]$ for $\kappa = k_0, \dots, k_0 + N$ and $\hat{u}_i^{\text{init}}[\kappa|k_0]$ for $\kappa = k_0, \dots, k_0 + N - 1$ be initially feasible trajectories that satisfy (21). Besides, let Assumptions 2–4 hold. Then, Algorithm 1 is recursively feasible, and ξ is a robustly asymptotically stable equilibrium on \mathcal{X}_N^0 of system (3) controlled by $u_i[k] = \mu_i(x_i[k]), i \in \mathcal{V}$.

Proof. In a first step, we prove recursive feasibility and thereafter robust asymptotic stability.

Recursive Feasibility: In order to show recursive feasibility, we have to show that for all $k \geq k_0$, there exist candidate trajectories $\hat{x}_i^c[\kappa|k]$ for $\kappa = k, \dots, k + N$ and $\hat{u}_i^c[\kappa|k]$ for $\kappa = k, \dots, k + N - 1$ that satisfy (16). Thereby it is ensured, that there always exist feasible solutions to the local optimization problems (15)-(16).

First, consider $k = k_0$ and choose candidate trajectories

$$\begin{aligned} \hat{x}_i^c[\kappa|k_0] &= \hat{x}_i^{\text{init}}[\kappa|k_0] & \text{for } \kappa = k_0, \dots, k_0 + N, \\ \hat{u}_i^c[\kappa|k_0] &= \hat{u}_i^{\text{init}}[\kappa|k_0] & \text{for } \kappa = k_0, \dots, k_0 + N - 1 \end{aligned}$$

for all $i \in \mathcal{V}$ where $\hat{x}_i^{\text{init}}[\cdot|k_0], \hat{u}_i^{\text{init}}[\cdot|k_0]$ denote the initially feasible trajectories determined in step 1.2.

Since $\hat{x}_i^{\text{init}}[\cdot|k_0], \hat{u}_i^{\text{init}}[\cdot|k_0]$ satisfy (16a) and (16b), it trivially follows that $\hat{x}_i^c[\cdot|k_0], \hat{u}_i^c[\cdot|k_0]$ satisfy (16a) and (16b) for all $i \in \mathcal{V}$. Because $x_i^{\text{ref}}[\cdot|k_0] = \hat{x}_i^{\text{init}}[\cdot|k_0] = \hat{x}_i^c[\cdot|k_0]$ and \mathcal{C}_i is a closed neighborhood of the origin, it also follows that $\hat{x}_i^c[\kappa|k_0]$ satisfies (16c). The satisfaction of (16d)-(16e) trivially follows from (21d)-(21e). Thereby, we have shown that there exists at least one feasible solution to the optimization problem (15)-(16) for $k = k_0$.

In a next step, we show the existence of feasible solutions for $k > k_0$ using induction. Assume that at time-step $k - 1$ for all $i \in \mathcal{V}$, there exist predicted nominal state and input

trajectories $\hat{x}_i^*[\kappa|k - 1]$ and $\hat{u}_i^*[\kappa|k - 1]$, respectively, that satisfy constraints (16) to the local optimization problem (15). As we have just shown, this assumption holds for $k = k_0 + 1$. Next, we construct for arbitrary time-steps $k > k_0$ the candidate trajectories

$$\hat{x}_i^c[\kappa|k] = \begin{cases} \hat{x}_i^*[\kappa|k - 1] & \text{for } \kappa = k, \dots, k + N - 1 \\ \hat{f}_i(\hat{x}_i^*[\kappa - 1|k - 1], \hat{K}_i(\hat{x}_i^*[\kappa - 1|k - 1])) & \text{for } \kappa = k + N \end{cases} \quad (25a)$$

$$\hat{u}_i^c[\kappa|k] = \begin{cases} \hat{u}_i^*[\kappa|k - 1] & \text{for } \kappa = k, \dots, k + N - 2 \\ \hat{K}_i(\hat{x}_i^*[\kappa|k - 1]) & \text{for } \kappa = k + N - 1 \end{cases} \quad (25b)$$

for all $i \in \mathcal{V}$; \hat{K}_i denotes the auxiliary controller associated with terminal set $\hat{\mathcal{X}}_i^f$ and terminal cost \hat{J}_i^f given in Assumption 4.

Since

$$\begin{aligned} \hat{x}_i^c[k|k] &= \hat{x}_i^*[\kappa|k - 1] \\ &= \hat{f}_i(\hat{x}_i^*[\kappa - 1|k - 1], \hat{u}_i^*[\kappa - 1|k - 1]) \\ &= \hat{f}_i(\hat{x}_i^*[\kappa - 1|k - 1], \hat{\mu}_i(x_i[k - 1])) \\ &\stackrel{(7)}{=} f_i(x_i[k - 1], \mu_i(x_i[k - 1]) + \\ &\quad K_i(x_i[k - 1], \hat{x}_i^*[\kappa - 1|k - 1]), w_i[k - 1]) - p_i[k] \\ &\stackrel{(1)}{=} x_i[k] - p_i[k] \\ &\in x_i[k] \oplus (-\mathcal{P}_i) \end{aligned}$$

and $\hat{x}_i^*[\cdot|k - 1], \hat{u}_i^*[\cdot|k - 1]$ satisfy (16b), it follows from (25) that also $\hat{x}_i^c[\cdot|k], \hat{u}_i^c[\cdot|k]$ satisfy (16a) and (16b). Because $\hat{x}_i^c[\kappa|k] = \hat{x}_i^*[\kappa|k - 1]$ for $\kappa = k, \dots, k + N - 1$ and (A3.2) holds, $\hat{x}_i^c[\cdot|k]$ satisfies (16c).

Besides, as $\hat{u}_i^c[\kappa|k + 1] = \hat{u}_i^*[\kappa|k]$, (16d) is trivially satisfied for $\kappa = k, \dots, k + N - 2$. Furthermore, $\hat{u}_i^c[k + N - 1|k] = \hat{K}_i(\hat{x}_i^*[\kappa + N - 1|k - 1]) \in \hat{\mathcal{U}}_i$ holds due to (A4.2) because $\hat{x}_i^*[\kappa + N - 1|k - 1] \in \hat{\mathcal{X}}_i^f$, and the satisfaction of (16d) is deduced.

Finally, as the terminal set $\hat{\mathcal{X}}_i^f$ is a level set of \hat{J}_i^f , it follows from (A4.4) that

$$\hat{x}_i^c[k + N|k] = \hat{f}_i(\hat{x}_i^*[\kappa + N - 1|k - 1], \hat{K}_i(\hat{x}_i^*[\kappa + N - 1|k - 1])) \in \hat{\mathcal{X}}_i^f.$$

and (16e) is satisfied as well. Now, it inductively follows that there also exists for all $k > k_0$ at least one feasible solution to the optimization problem (15)-(16), and we conclude that the DMPC algorithm is recursively feasible.

Robust stability: At first, we define the auxiliary cost function

$$\hat{J}_i^*(x_i[k]) := \min_{\hat{u}_i[\cdot|k]} J_i(\hat{x}_i[\cdot|k], \hat{u}_i[\cdot|k]) \quad (26)$$

where J_i is the same as in (15), and which is subject to $\hat{x}_i[k|k] = x_i[k]$ and (16b)-(16e). Compared to optimization problem (15), (16), only (16a) is replaced by a more restrictive

constraint. Thereby, $J^*(x_i[k]) = \hat{J}_i^*(\hat{x}_i^*(x_i[k]))$. Moreover, it holds

$$\begin{aligned} \hat{J}_i^*(\hat{x}_i^*[k+1|k+1]) &= \hat{J}_i^*(\hat{x}_i^*(x_i[k+1])) = J_i^*(x_i[k+1]) \\ &= \min_{z \in x_i[k+1] \oplus (-\mathcal{P}_i)} \hat{J}_i^*(z) \leq \hat{J}_i^*(\hat{x}_i^*[k+1|k]) \end{aligned} \quad (27)$$

where the last inequality follows as $\hat{x}_i^*[k+1|k+1] \in x_i[k+1] \oplus (-\mathcal{P}_i)$. Based on the auxiliary cost function \hat{J}_i^* , we prove robust asymptotic stability next.

Therefore, consider $V_i(x_i) := \hat{J}_i^*(\hat{x}_i^*(x_i))$ on $x_i \in \mathcal{X}_i$, and it holds $V_i(x_i) = 0$ for all $x_i \in \xi_i \oplus \mathcal{P}_i$. Besides, $V_i(x_i) > 0$ for all $\hat{x}_i \in \hat{\mathcal{X}}_i \setminus \{\xi_i\}$ due to the positive definiteness of Q_i, R_i and (A4.4). Thus, there exists a \mathcal{K}_∞ function γ_1 such that $\gamma_1(\|\hat{x}_i - \xi_i\|) \leq V_i(x_i)$ [7], and in addition due to the definition of \mathcal{X}_N^0 it is ensured that $V_i(x_i)$ is bounded and there also exists a \mathcal{K}_∞ function γ_2 such that $V_i(x_i) \leq \gamma_2(\|\hat{x}_i - \xi_i\|)$ [7]. Furthermore,

$$\begin{aligned} V_i(x_i[k+1]) - V_i(x_i[k]) &= \hat{J}_i^*(\hat{x}_i^*(x_i[k+1])) - \hat{J}_i^*(\hat{x}_i^*(x_i[k])) \\ &= \hat{J}_i^*(\hat{x}_i^*[k+1|k+1]) - \hat{J}_i^*(\hat{x}_i^*[k|k]) \\ &\stackrel{(27)}{\leq} \hat{J}_i^*(\hat{x}_i^*[k+1|k]) - \hat{J}_i^*(\hat{x}_i^*[k|k]) \\ &\leq \hat{J}_i^*(\hat{x}_i^c[\cdot|k+1], \hat{u}_i^c[\cdot|k+1]) - \hat{J}_i^*(\hat{x}_i^*[k|k]) \end{aligned} \quad (28)$$

where the latter inequality holds due to the suboptimality of the candidate trajectories, and

$$\begin{aligned} (28) &= \sum_{\kappa=k+1}^{k+N} l_i(\hat{x}_i^c[\kappa|k+1], \hat{u}_i^c[\kappa|k+1]) + J_i^f(\hat{x}_i^c[k+N+1|k+1]) \\ &\quad - \sum_{\kappa=k}^{k+N-1} l_i(\hat{x}_i^*[k|k], \hat{u}_i^*[k|k]) - J_i^f(\hat{x}_i^*[k+N|k]) \\ &\stackrel{(25)}{=} l_i(\hat{x}_i^*[k+N|k], \hat{K}_i(\hat{x}_i^*[k+N|k])) - l_i(\hat{x}_i^*[k|k], \hat{u}_i^*[k|k]) \\ &\quad + J_i^f(\hat{f}_i(\hat{x}_i^*[k+N|k], \hat{K}_i(\hat{x}_i^*[k+N|k]))) - J_i^f(\hat{x}_i^*[k+N|k]) \\ &\stackrel{(A4.4)}{\leq} -l_i(\hat{x}_i^*[k|k], \hat{u}_i^*[k|k]) \\ &\leq -\|\hat{x}_i^*[k|k] - \xi_i\|_{Q_i} = -\gamma_{V_i}(\|\hat{x}_i^*(x_i[k]) - \xi_i\|) \end{aligned}$$

where γ_{V_i} is a \mathcal{K}_∞ function. Thus, $\hat{J}_i^*(\hat{x}_i^*(x_i[k+1])) \leq \hat{J}_i^*(\hat{x}_i^*(x_i[k]))$, and

$$\|\hat{x}_i^*(x_i[k+1]) - \xi_i\| \leq \|\hat{x}_i^*(x_i[k]) - \xi_i\|. \quad (29)$$

Because for all $k \geq k_0$

$$\begin{aligned} \|x_i[k]\|_{\xi_i \oplus \mathcal{P}_i} &:= d_H(x_i[k], \xi_i \oplus \mathcal{P}_i) = d_H(\hat{x}_i^*(x_i[k]) + p_i[k|k], \xi_i \oplus \mathcal{P}_i) \\ &\leq d_H(\hat{x}_i^*(x_i[k]) + p_i[k|k], \xi_i + p_i[k|k]) = \|\hat{x}_i^*(x_i[k]) - \xi_i\| \\ &\stackrel{(29)}{\leq} \|\hat{x}_i^*(x_i[k_0]) - \xi_i\| \end{aligned} \quad (30)$$

where $p_i[k|k] = x_i[k] - \hat{x}_i^*(x_i[k]) \in \mathcal{P}_i$, it follows that robust stability holds with $\varepsilon = \|\hat{x}_i^*(x_i[k_0]) - \xi_i\|$, $x_i[k_0] \in \mathcal{X}_{N,i}^0$, and $\delta(\varepsilon) = \varepsilon$ (see Definition 3).

Robust Asymptotic Stability: From $V_i(x_i[k+1]) - V_i(x_i[k]) \leq -l_i(\hat{x}_i^*[k|k], \hat{u}_i^*[k|k])$, we immediately obtain

$$\begin{aligned} 0 &\leq \lim_{k \rightarrow \infty} V(x[k+1]) \\ &\leq V_i(x_0) - \lim_{k \rightarrow \infty} \sum_{\kappa=0}^k \sum_{i \in \mathcal{V}} l_i(\hat{x}_i^*[k|k], \hat{u}_i^*[k|k]) \leq V_i(x_0). \end{aligned}$$

As $V_i(x_0)$ is bounded and l_i is non-negative, it follows that $\lim_{k \rightarrow \infty} l_i(\hat{x}_i^*[k|k], \hat{u}_i^*[k|k]) = 0$ for all $i \in \mathcal{V}$ and $\lim_{k \rightarrow \infty} \hat{x}_i^*[k|k] = \lim_{k \rightarrow \infty} \hat{x}_i^*(x_i[k]) = \xi_i$. Together with $\|x_i[k]\|_{\xi_i \oplus \mathcal{P}_i} \leq \|\hat{x}_i^*(x_i[k]) - \xi_i\|$ from (30), we have $\lim_{k \rightarrow \infty} d_H(x_i[k], \xi_i \oplus \mathcal{P}_i) = 0$ and robust asymptotic stability follows. \square

D. Determination of Reference States

Whereas Assumption 3 only ensures that the consistency constraint implies the satisfaction of state constraints (4) and recursive feasibility, we propose in this section an algorithm that determines reference states that lead to its satisfaction. Algorithms that ensure the satisfaction of Assumption 3 are the core of the proposed DMPC scheme as they coordinate the subsystems' planning and control actions. Thereby, they allow for the parallelized evaluation of the local optimization problems. As the theoretical guarantees in Theorem 3 only rely on Assumption 3 and not on a particular algorithm, the proposed DMPC scheme is open for different coordination algorithms. One such algorithm is given as follows.

Algorithm 2. For $k = k_0$, reference states $x_{i \in \mathcal{V}}^{\text{ref}}[\cdot|k]$ are determined in step 1.3 of the DMPC algorithm such that Assumption 3 holds. For $k > k_0$, we determine the reference states $x_{i \in \mathcal{V}}^{\text{ref}}[\kappa|k]$ for $\kappa = k, \dots, k+N-1$ as follows:

1. For $\kappa = k, \dots, k+N-2$, check if

$$h_i(x_i) \leq \mathbf{0} \quad \forall x_i \in \hat{x}_i^*[\kappa|k-1] \oplus \mathcal{C}_i \quad (31)$$

and

$$\begin{aligned} c_{i,r_i}(x_i, x_{j \in \mathcal{N}_i, r_i}) &\leq \mathbf{0} \quad \forall \hat{x}_i \in x_i^*[\kappa|k-1] \oplus \mathcal{C}_i, \\ \forall x_j &\in (\hat{x}_j^*[\kappa|k-1] \oplus \mathcal{C}_j) \cup (x_j^{\text{ref}}[\kappa|k-1] \oplus \mathcal{C}_j), \quad j \in \mathcal{N}_{i,r_i} \end{aligned} \quad (32)$$

for all $r_i = 1, \dots, N_i$ hold.

2. For $\kappa = k, \dots, k+N-2$, if (31) and (32) hold for all $j \in \mathcal{N}_i$, then set $x_{i \in \mathcal{V}}^{\text{ref}}[\kappa|k] = \hat{x}_i^*[\kappa|k-1]$, else set $x_{i \in \mathcal{V}}^{\text{ref}}[\kappa|k] = x_{i \in \mathcal{V}}^{\text{ref}}[\kappa|k-1]$.
3. For $\kappa = k+N-1$, set $x_{i \in \mathcal{V}}^{\text{ref}}[\kappa|k] = \hat{x}_i^*[\kappa|k-1]$.

Intuitively, each subsystem attempts to change its reference state to its predicted state trajectory. The reference states, however, are only changed if no state within a \mathcal{C}_i -neighborhood of the new intended reference state violates any of the state constraints (4) which is checked by conditions (31) and (32).

Next, we show that reference states determined in this way fulfill Assumption 3.

Proposition 4. Let Assumption 3 be satisfied at time-step k_0 and let $k > k_0$. Let Assumptions 1 and (A4.1) hold. If $x_{i \in \mathcal{V}}^{\text{ref}}[\kappa|k]$ is determined according to Algorithm 2 above for $\kappa = k, \dots, k+N-1$ and all $i \in \mathcal{V}$, then Assumption 3 holds.

Proof. This result follows recursively. To start with, consider $\kappa = k, \dots, k+N-2$. At first note that the reference states of all subsystems $i \in \mathcal{V}$ are chosen such that $x_{i \in \mathcal{V}}^{\text{ref}}[\kappa|k] \in \{\hat{x}_i^*[\kappa|k-1], x_{i \in \mathcal{V}}^{\text{ref}}[\kappa|k-1]\}$. In step 1, each subsystem $i \in \mathcal{V}$ checks if $x_{i \in \mathcal{V}}^{\text{ref}}[\kappa|k] = \hat{x}_i^*[\kappa|k-1]$ is a viable choice such that (A3.1) is fulfilled for any $x_j^{\text{ref}}[\kappa|k] \in \{\hat{x}_j^*[\kappa|k-1], x_j^{\text{ref}}[\kappa|k-1]\}$, $j \in \mathcal{N}_i$. Therefore, (31) and (32) imply (18) and (19), respectively, and (20) trivially follows from $x_{i \in \mathcal{V}}^{\text{ref}}[\kappa|k] = \hat{x}_i^*[\kappa|k-1]$. Thus, Assumption 3 holds if (31) and (32) hold.

Next, we show that $x_i^{\text{ref}}[\kappa|k] = x_i^{\text{ref}}[\kappa|k-1]$ fulfills Assumption 3 independently of the satisfaction of (31) and (32). As $x_i^{\text{ref}}[\kappa|k-1]$ satisfied (18) at time-step $k-1$, it does so at k since (18) is decoupled and does not depend on states of other subsystems $j \in \mathcal{V}$. Next, consider any neighbor $j \in \mathcal{N}_i$ of subsystem i . If subsystem j sets $x_j^{\text{ref}}[\kappa|k] = \hat{x}_j^*[\kappa|k-1]$, then (32) holds according to step 2 and the satisfaction of (20) follows. If however subsystem j sets $x_j^{\text{ref}}[\kappa|k] = x_j^{\text{ref}}[\kappa|k-1]$, the satisfaction of (19) follows recursively from the previous time-step. The initial existence of reference states x_i^{ref} that satisfy (19) is ensured by the assumption that $x_i^{\text{ref}}[\kappa|k_0]$ satisfies Assumption 3. At last, (20) is satisfied because the consistency constraint (16c) constraining the optimization problem (15)-(16) at time-step $k-1$ implies $\hat{x}_i^*[\kappa|k-1] \in x_i^{\text{ref}}[\kappa|k-1] \oplus \mathcal{C}_i = x_i^{\text{ref}}[\kappa|k] \oplus \mathcal{C}_i$ which is equivalent to (20). Hence, it is shown that Assumption 3 is also fulfilled, even if (31) or (32) do not hold.

At last, consider $\kappa = k+N-1$. Since $\hat{x}_i^*[k+N-1|k-1] \in \mathcal{X}_i^f$ according to (16e), the choice $x_i^{\text{ref}}[\kappa|k] = \hat{x}_i^*[\kappa|k-1]$ ensures the satisfaction of (A3.1) due to (23) and (A4.1). (A3.2) is trivially satisfied. \square

Remark 5. Note that apart from communicating the chosen reference states to neighboring subsystems, no further communication is required.

Remark 6. The aforementioned libraries for computations with polyhedra can be also used for the evaluation of conditions (31) and (32). Besides, observe that \mathcal{C}_i and \mathcal{C}_j in (31) and (32) can be replaced by an outer approximation which results in more conservative conditions but does not change the result of Proposition 4. This is possible because the choice $x_i^{\text{ref}}[\kappa|k] = x_i^{\text{ref}}[\kappa|k-1]$ always ensures the fulfillment of Assumption 3 independently of (31) and (32) as it can be seen from the proof of Proposition 4. Outer approximations can help to simplify conditions (31) and (32).

The here proposed coordination algorithm is generically formulated. Depending on the particular state constraints, it reduces to conditions which can be efficiently evaluated. As we show in Section V, this is the case for connectivity- and collision-avoidance constraints. Since all state constraints (4) are already checked by the coordination algorithm, non-convex state constraints can be avoided in the optimization problem by selecting a convex \mathcal{C}_i . The only state constraint remaining in the local optimization problems is the consistency constraint. Thereby, the optimization is subject to fewer constraints compared to other DMPC schemes allowing for coupled state constraints, see [10], [31], [38], [43].

Additionally to the here proposed coordination algorithm that only updates the reference states, also sets \mathcal{C}_i could be varied.

IV. EXTENSIONS

In this section, we propose two extensions of the proposed robust DMPC scheme.

A. Iterative DMPC Scheme

When the DMPC algorithm from Section III-B (Algorithm 1) is initialized with an arbitrary suboptimal initial

trajectory (which is used for the initialization of the reference states in step 1.3 of Algorithm 1), it can be limiting that the consistency constraint restricts the optimization to a neighborhood of the consistency constraints. This limitation is overcome by the repeated evaluation of the local optimization problems with updated reference states (Section III-D) at each time-step k .

Let q_{\max} be the number of repeated evaluations at time-step k , where $q_{\max} \in \mathbb{N}_{>0}$ is an arbitrary integer. Then, the modified local optimization problems are given as

$$J_i^{q,*}(x_i[k]) = \min_{\hat{u}_i^q[\cdot|k] \text{ for } \kappa=k, \dots, k+N} J_i(\hat{x}_i^q[\cdot|k], \hat{u}_i^q[\cdot|k]) \quad (33)$$

subject to (16), where $q \in \{1, \dots, q_{\max}\}$ is a superindex indicating the evaluation number at the particular time-step k . Algorithm 1 is modified as follows.

Algorithm 3 (Iterative DMPC scheme). In Algorithm 1, steps 2.1.-2.4 are replaced by:

- 2.0. Set $x_i^{q,\text{ref}}[\cdot|k_0] \Big|_{q=1} := x_i^{\text{ref}}[\cdot|k_0]$.
- 2.1. Set $t = 1$. All $i \in \mathcal{V}$ measure $x_i[k]$.
- 2.2. All $i \in \mathcal{V}$ solve their local optimization problem (33) subject to (16) in parallel and thereby determine $\hat{x}_i^{q,*}$ for $\kappa = k, \dots, k+N$ and $\hat{u}_i^{q,*}[\kappa|k]$ for $\kappa = k, \dots, k+N-1$. All $i \in \mathcal{V}$ communicate $\hat{x}_i^{q,*}[\cdot|k]$, $\hat{u}_i^{q,*}[\cdot|k]$ to their neighbors $j \in \mathcal{N}_i$.
- 2.3. All $i \in \mathcal{V}$ determine reference states $x_i^{q+1,\text{ref}}[\kappa|k]$ such that Assumption 3 holds¹ (cf. Section III-D). All $i \in \mathcal{V}$ communicate $x_i^{q+1,\text{ref}}[\cdot|k]$ to their neighbors $j \in \mathcal{N}_i$.
- 2.4. Set $q \leftarrow q + 1$. If $q < q_{\max}$, go to step 2.2. Otherwise continue.
- 2.5. All $i \in \mathcal{V}$ set $\hat{\mu}_i(x_i[k]) := u_i^{q,\text{max},*}[k|k]$ and apply (17).
- 2.6. Set $x_i^{q,\text{ref}}[\cdot|k+1] \Big|_{q=1} := x_i^{q_{\max},\text{ref}}[\cdot|k]$ as the updated reference states, $k \leftarrow k + 1$, and go to step 2.1.

Next, we show that for Algorithm 3 the same guarantees as for Algorithm 1 still hold.

Proposition 5. For $i \in \mathcal{V}$, let $\hat{x}_i^{\text{init}}[\kappa|k_0]$ for $\kappa = k_0, \dots, k_0+N$ and $\hat{u}_i^{\text{init}}[\kappa|k_0]$ for $\kappa = k_0, \dots, k_0+N-1$ be initially feasible trajectories that satisfy (21). Besides, let Assumptions 2-4 hold, and $q_{\max} \in \mathbb{N}_{>0}$ be an arbitrary integer. Then, Algorithm 3 is recursively feasible, and ξ is a robustly asymptotically stable equilibrium on \mathcal{X}_N^0 of system (3) controlled by $u_i[k] = \mu_i(x_i[k])$, $i \in \mathcal{V}$.

Proof. Recursive feasibility: For $q = 1$, feasibility follows analogously to the recursive feasibility proof of Theorem 3 by substituting $\hat{x}_i^*[\kappa|k-1]$, $\hat{u}_i^*[\kappa|k-1]$ by $\hat{x}_i^{\text{max},*}[\kappa|k-1]$, $\hat{u}_i^{\text{max},*}[\kappa|k-1]$, respectively. For $q > 1$, we choose candidate trajectories $\hat{x}_i^{q,c}[\cdot|k] := \hat{x}_i^{q-1}[\cdot|k]$, and $\hat{u}_i^{q,c}[\cdot|k] := \hat{u}_i^{q-1}[\cdot|k]$. We obtain recursive feasibility by additionally substituting $\hat{x}_i^c[\cdot|k]$, $\hat{u}_i^c[\cdot|k]$ by $\hat{x}_i^{q,c}[\cdot|k]$, $\hat{u}_i^{q,c}[\cdot|k]$ in the recursive feasibility proof of Theorem 3 and following the same argumentation. Thereby, recursive feasibility of Algorithm 3 is shown.

¹To be precise, in order to apply Assumption 3, we need to substitute $x_i^{\text{ref}}[\kappa|k]$ by $x_i^{q,\text{ref}}[\kappa|k]$, $\hat{x}_i^*[\kappa|k-1]$ by $\hat{x}_i^{q-1,*}[\kappa|k]$, and we require (A3.2) to hold for $q > 1$ and $k \geq k_0$.

Robust Stability: Let $\hat{x}_i^{q,*}(x_i[k]) := \hat{x}_i^{q,*}[k|k]$, and $\hat{J}_i^{q,*}$ is analogously defined to (26). Due to the suboptimality of the candidate trajectories, it holds for $q > 1$

$$\begin{aligned} J_i^{q+1,*}(x_i[k]) &= \hat{J}_i^{q+1,*}(\hat{x}_i^{q+1,*}(x_i[k])) \leq \hat{J}_i^{q+1,*}(\hat{x}_i^{q+1,c}[k|k]) \\ &= \hat{J}_i^{q,*}(\hat{x}_i^{q,*}[k|k]) = \hat{J}_i^{q,*}(\hat{x}_i^{q,*}(x_i[k])) = J_i^{q,*}(x_i[k]) \end{aligned} \quad (34)$$

Besides, following the robust stability proof of Theorem 3, we obtain

$$\begin{aligned} J_i^{1,*}(x_i[k+1]) - J_i^{q_{\max},*}(x_i[k]) &= \\ &= \hat{J}_i^{1,*}(\hat{x}_i^{q_{\max},*}(x_i[k+1])) - \hat{J}_i^{q_{\max},*}(\hat{x}_i^{q_{\max},*}(x_i[k])) \quad (35) \\ &\leq -\gamma \hat{\gamma}_i (\|\hat{x}_i^{q_{\max},*}(x_i[k]) - \xi_i\|) \end{aligned}$$

where $\gamma \hat{\gamma}_i$ is a \mathcal{K}_∞ function. Thus,

$$\begin{aligned} \hat{J}_i^{q_{\max},*}(\hat{x}_i^{q_{\max},*}(x_i[k+1])) &\stackrel{(34)}{\leq} \hat{J}_i^{1,*}(\hat{x}_i^{q_{\max},*}(x_i[k+1])) \\ &\stackrel{(35)}{\leq} \hat{J}_i^{q_{\max},*}(\hat{x}_i^{q_{\max},*}(x_i[k])) \end{aligned}$$

and $\|\hat{x}_i^*(x_i[k+1]) - \xi_i\| \leq \|\hat{x}_i^*(x_i[k+1]) - \xi_i\|$. Now, substituting \hat{x}_i^* by $\hat{x}_i^{q_{\max},*}$ in (30) leads to robust stability.

Robust Asymptotic Stability: Again, substituting $\hat{x}_i^*[k|k], \hat{u}_i^*[k|k]$ by $\hat{x}_i^{q_{\max},*}[k|k], \hat{u}_i^{q_{\max},*}[k|k]$ in the robust asymptotic stability proof of Theorem 3 yields robust asymptotic stability. \square

B. Systems with Bounded Dynamic Couplings

In this section, we show how the proposed robust DMPC scheme can be applied to systems with bounded dynamic couplings that allow for dynamic decoupling. The presented approach is similar to [10], but we allow for reference states that are updated at every time-step. In order to build up on the well-developed methodology in [10] for the computation of RPI and consistency constraint sets for linear dynamically coupled systems, we now focus on linear systems.

Consider a partitioned system comprising dynamically coupled subsystems $i \in \mathcal{V} = \{1, \dots, |\mathcal{V}|\}$ governed by the linear dynamics

$$x_i[k+1] = A_{ii}x_i[k] + \sum_{j \in \mathcal{N}_i} A_{ij}x_j[k] + B_i u_i, \quad x_i[k_0] = x_{0,i} \quad (36)$$

with $x_i \in \mathbb{R}^{n_i}$, $u_i \in \mathbb{R}^{m_i}$, $A_{ii}, A_{ij} \in \mathbb{R}^{n_i \times n_i}$, $B_i \in \mathbb{R}^{n_i \times m_i}$, $\text{rk}(B_i) = m_i$, and the set of neighbors $\mathcal{N}_i := \{j \in \mathcal{V} \mid A_{ij} \neq 0, i \neq j\}$ of a subsystem i . Each subsystem is subject to state constraints (4) and input constraints (2). The overall system is given in stack vector form as

$$x[k+1] = Ax[k] + Bu[k], \quad x[k_0] = x_0 \quad (37)$$

with $x = [x_1^T, \dots, x_{|\mathcal{V}|}^T]^T$, $x_0 = [x_{0,1}^T, \dots, x_{0,|\mathcal{V}|}^T]^T$, and $u = [u_1^T, \dots, u_{|\mathcal{V}|}^T]^T$.

The control objective is to asymptotically stabilize a target state ξ that satisfies $\xi = A\xi + Bu_\xi$ and $\xi \in \Xi$ where Ξ is defined as in (12). The idea is as before to employ consistency constraints to bound the uncertainty among the subsystems both with respect to the dynamic couplings and the state constraints.

For the construction of RPI sets, we replace the assumption on the existence of RPI sets (namely Assumption 2) by a more specific assumption.

Assumption 5. There exists a matrix $K = \text{diag}(K_1, \dots, K_{|\mathcal{V}|})$ such that $A+BK$ and $A_{ii}+B_iK_i$, $\forall i \in \mathcal{V}$ are Schur.

Thereby, Assumption 5 implies the decentralized stabilizability of (37). A discussion on the computation of K can be found in [10]. Furthermore, in order to apply the proposed robust DMPC scheme, we assume (i) that the dynamic couplings are bounded, and (ii) that the subsystems can be dynamically decoupled.

Assumption 6. There exist matrices $A'_{ii}, A''_{ii} \in \mathbb{R}^{n \times n}$ with $A_{ii} = A'_{ii} + A''_{ii}$ such that (i) there exists a bounded set $\mathcal{A}_i := \{A''_{ii}x_i + \sum_{j \in \mathcal{N}_i} A_{ij}x_j \mid x_i, x_{j \in \mathcal{N}_i} \text{ satisfy (4)}\}$ for all $i \in \mathcal{V}$. (ii) Besides, we assume that the right-pseudo inverse B_i^\dagger of B_i exists and $\bigcup_{j \in \mathcal{N}_i} \text{span}(A_{ij}) \cup \text{span}(A''_{ii}) \subseteq \text{span}(B_i)$, for all $i \in \mathcal{V}$.

Remark 7 (Bounded dynamic couplings). In some cases, the dynamic couplings between the subsystems can be bounded by coupled state constraints. For example, a swarm of mobile robots that transports a deformable object has bounded dynamic couplings: on the one hand, the deformable object exerts a deformation dependent force on each agent, whereas this force must be limited in order to prevent the object from being damaged.

Remark 8 (Dynamic decoupling). The proposed robust DMPC scheme is non-cooperative and the recursive feasibility proof is based on the property that it can be shown that a predicted state and input trajectory stays feasible at the next time-step. Therefore, in order to apply it to the case with dynamic couplings, each subsystem must be able to ensure that its predicted state trajectory is also feasible at the next time-step despite the dynamic couplings. In the worst case, if there exists no other feasible state and input trajectory, the dynamic coupling must be compensated in order to follow the previously predicted feasible trajectory. In this way, Assumption 6 can be viewed as a version of Assumption 1 for dynamic couplings: no subsystem shall be able to force another subsystem to an infeasible state, neither through ‘‘asymmetries’’ in the coupled state constraints nor in the dynamic couplings.

Analogously to [10], we assume that $x_i - x_i^{\text{ref}} \in \mathcal{C}_i$, where \mathcal{C}_i is a compact set. We identify this constraint with the consistency constraint from Section III and ensure its satisfaction within the local optimization problems. Then, we can rewrite (36) as

$$x_i[k+1] = A_{ii}x_i[k] + \sum_{j \in \mathcal{N}_i} A_{ij}x_j^{\text{ref}}[k] + B_i u_i[k] + w_i[k],$$

where $w_i[k] := \sum_{j \in \mathcal{N}_i} A_{ij}(x_j[k] - x_j^{\text{ref}}[k])$. The set of all possible disturbances is given as $\mathcal{W}_i = \bigoplus_{j \in \mathcal{N}_i} A_{ij}\mathcal{C}_j$, and the nominal dynamics are

$$\hat{x}_i[k+1] = A_{ii}\hat{x}_i[k] + \sum_{j \in \mathcal{N}_i} A_{ij}x_j^{\text{ref}}[k] + B_i \hat{u}_i[k].$$

Thus, we can compute the deviation dynamics as

$$p_i[k+1] = (A_{ii} + B_i K_i) p_i[k] + w_i[k]$$

where $p_i = x_i - \hat{x}_i$, and denote the corresponding RPI set \mathcal{P}_i which exists since $A_{ii} + B_i K_i$ is Schur by assumption. In [35], details on the practical computation of RPI sets \mathcal{P}_i can be found, and in [10, Prop. 3], a method to systematically determine consistency constraint sets \mathcal{C}_i is proposed. With these preliminaries, we can formulate the slightly modified local optimization problem as

$$J_i^*(x_i[k]) = \min_{\hat{u}_i[\cdot|k] \text{ for } \kappa=k, \dots, k+N} J_i(\hat{x}_i[\cdot|k], \hat{u}_i[\cdot|k]) \quad (38)$$

where J_i is the same as in (15), subject to

$$\hat{x}_i[k|k] = x_i[k] \oplus (-\mathcal{P}_i) \quad (39a)$$

$$\hat{x}_i[\kappa+1|k] = A'_{ii} \hat{x}_i[\kappa|k] + B_i \hat{u}_i[\kappa|k] \quad (39b)$$

$$\hat{x}_i[\kappa|k] \in x_i^{\text{ref}}[\kappa|k] \oplus \hat{\mathcal{C}}_i \quad (39c)$$

$$\hat{u}_i[\kappa|k] \in \hat{\mathcal{U}}_i \ominus (-B_i^\dagger \mathcal{A}_i) \quad (39d)$$

$$\hat{x}_i[k+N|k] \in \hat{\mathcal{X}}_i^f \quad (39e)$$

where $\kappa = k, \dots, k+N-1$, $\hat{\mathcal{C}}_i = \mathcal{C}_i \ominus \mathcal{P}_i$ and $\hat{\mathcal{U}}_i = \mathcal{U}_i \ominus K_i \mathcal{P}_i$. The control input that subsystem i applies is given as

$$\begin{aligned} \mu_i[k] = & \hat{u}_i[k|k] - B_i^\dagger (A''_{ii} \hat{x}_i[k|k] + \sum_{j \in \mathcal{N}_i} A_{ij} x_j^{\text{ref}}[k|k]) \\ & + K_i (x_i[k] - \hat{x}_i[k|k]). \end{aligned} \quad (40)$$

In contrast to (17), (40) contains the additional decoupling term $B_i^\dagger (A''_{ii} \hat{x}_i[k|k] + \sum_{j \in \mathcal{N}_i} A_{ij} x_j^{\text{ref}}[k|k])$ that dynamically decouples the nominal dynamics. Note that the decoupling term only uses available information of neighboring subsystems on their reference states. Due to the decoupling term, it suffices to consider the decoupled nominal dynamics (39b) in the optimization problem. Then, recursive feasibility and robust asymptotic stability follow similarly to Theorem 3. Moreover, we can show that disturbances w_i , $i \in \mathcal{V}$, vanish asymptotically and that ξ is therefore asymptotically stable. This result is made precise in the next proposition.

Proposition 6. For all $i \in \mathcal{V}$, let $\hat{x}_i^{\text{init}}[\kappa] := \hat{x}_i[\kappa|k_0]$, $\kappa = k, \dots, k+N$, be solutions satisfying (39). Besides, let Assumptions (3)-(6) hold. Then for all $i \in \mathcal{V}$, the local optimization problem (38) subject to (39) ensures the satisfaction of input and state constraints (2) and (4), respectively, and is recursively feasible. Moreover, ξ is asymptotically stabilized.

Proof. Satisfaction of input and state constraints: As $\hat{u}_i^{\text{dec}}[k|k] := -B_i^\dagger (A''_{ii} \hat{x}_i[k|k] + \sum_{j \in \mathcal{N}_i} A_{ij} x_j^{\text{ref}}[k|k]) \in -B_i^\dagger \mathcal{A}_i \subseteq -B_i^\dagger \mathcal{A}_i$ according to Assumption 6, it follows with (39d) that $u_i[k] = \hat{u}_i[k|k] + \hat{u}_i^{\text{dec}}[k|k] + K_i (x_i[k] - \hat{x}_i[k|k]) \in (\hat{\mathcal{U}}_i \ominus (-B_i^\dagger \mathcal{A}_i)) \oplus (-B_i^\dagger \mathcal{A}_i) \oplus K_i \mathcal{P}_i \stackrel{(11b)}{\subseteq} \hat{\mathcal{U}}_i \oplus K_i \mathcal{P}_i \stackrel{(11b)}{\subseteq} \mathcal{U}_i$, and (2) holds. The satisfaction of state constraints (4) follows from Lemma 2.

Recursive feasibility and robust asymptotic stability: Due to the dynamic decoupling, recursive feasibility and robust asymptotic stability follow from Theorem 3.

Asymptotic convergence: Consider the deviation dynamics for the entire system, which are given as $p[k+1] = (A +$

$BK)p[k]$ with $p[k] = [p_1^T[k], \dots, p_{|\mathcal{V}|}^T[k]]^T$. Since $A + BK$ is Schur, p converges asymptotically to zero. According to the proof of robust asymptotic stability, $\lim_{k \rightarrow \infty} \hat{x}_i^*[k|k] = \xi_i$, and hence $\lim_{k \rightarrow \infty} x[k] - \xi = \lim_{k \rightarrow \infty} p[k] = 0$. Thereby, $x[k] \rightarrow \xi$ as $k \rightarrow \infty$. \square

Especially for systems with weak dynamic couplings (e.g. transportation of deformable objects), this modified DMPC scheme is suitable as it both admits a parallel evaluation of the local optimization problems and overcomes the limitations of fixed reference trajectories. However, for strong dynamic couplings (\mathcal{A}_i is large compared to \mathcal{U}_i), (39d) is rather restrictive, and the here proposed non-cooperative approach may become conservative.

V. SIMULATION

In this section, we outline the controller design and investigate the performance of the proposed algorithm with respect to computation time and optimality. We investigate connectivity and collision avoidance constraints for a set of mobile robots which are common coupled state constraints [3], [13], [31].

We consider the kinematic model of three-wheeled omnidirectional robots. The state of robot i is given as $\mathbf{x}_i := [x_i, y_i, \psi_i]$ where x_i, y_i denote the position coordinates and ψ_i the orientation; its position is defined as $\mathbf{x}_i^{\text{pos}} := [x_i, y_i]^T$. The dynamics of robot i are given as

$$\dot{\mathbf{x}}_i = R(\psi_i) (B_i^T)^{-1} r_i u_i + w_i \quad (41)$$

where

$$R(\psi_i) = \begin{bmatrix} \cos(\psi_i) & -\sin(\psi_i) & 0 \\ \sin(\psi_i) & \cos(\psi_i) & 0 \\ 0 & 0 & 1 \end{bmatrix}, \quad B_i = \begin{bmatrix} 0 & \cos(\pi/6) & -\cos(\pi/6) \\ -1 & \sin(\pi/6) & \sin(\pi/6) \\ l_i & l_i & l_i \end{bmatrix},$$

$l_i = 0.2$ is the radius of the robot body, $r_i = 0.02$ is the wheel radius, $u_i = [u_{i,1}, u_{i,2}, u_{i,3}]^T$ the angular velocity of the wheels, and $w_i = [w_{i,1}, w_{i,2}, w_{i,3}]^T \in \mathcal{W}_i \subset \mathbb{R}^3$ a bounded uniformly distributed disturbance. The corresponding nominal dynamics are

$$\dot{\hat{\mathbf{x}}}_i = R(\hat{\psi}_i) (B_i^T)^{-1} r_i \hat{u}_i \quad (42)$$

where $\hat{\mathbf{x}}_i := [\hat{x}_i, \hat{y}_i, \hat{\psi}_i]$ is the nominal state of robot i and \hat{u}_i the nominal input. The nominal position is defined as $\hat{\mathbf{x}}_i^{\text{pos}} := [\hat{x}_i, \hat{y}_i]^T$.

A. Controller Implementation

Whereas MPC schemes can be only practically implemented in a discrete-time way, the system model is usually given as a continuous-time system. This is especially the case for nonlinear dynamics. Therefore, we outline the steps of the controller implementation starting with a continuous-time model.

We consider three robots with the nonlinear dynamics (41) which shall move from an initial formation x_0 to a target formation ξ . All robots $i \in \mathcal{V}$ are subject to connectivity constraints

$$\|\mathbf{x}_i^{\text{pos}} - \mathbf{x}_j^{\text{pos}}\| \leq d_{\max}, \quad j \in \mathcal{N}_i := \mathcal{V} \setminus \{i\} \quad (43)$$

with $d_{\max} = 2.9$, and input constraints $\|u_i\|_\infty \leq 15$ where $\|\cdot\|_\infty$ denotes the maximum norm. It can be verified that the coupled state constraint (43) fulfills Assumption 1.

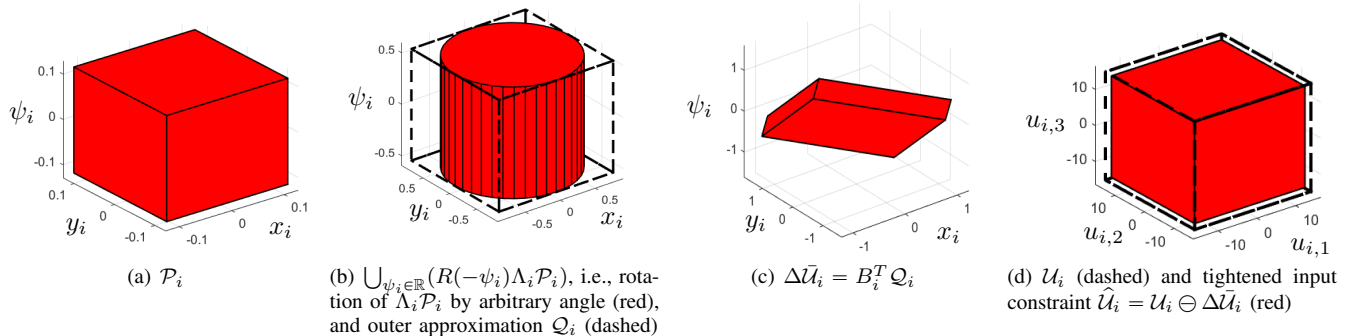


Fig. 2. Computation of (a) RPI set \mathcal{P}_i and (d) nominal input constraint $\hat{\mathcal{U}}_i$ with intermediate steps (b,c).

At first, the continuous-time nominal dynamics (42) are discretized with time-step Δt . We choose $\Delta t = 1/3$. At time-step k , the discrete-time nominal control input $\hat{u}_i[k]$ is applied with a zero-order hold to the continuous-time nominal dynamics (42), i.e., we set $\hat{u}_i(t) = \hat{u}_i[k] \forall t \in [k\Delta t, (k+1)\Delta t)$. Then, we determine $\hat{\mathbf{x}}_i(t)$ from (42) using a numerical integration algorithm (e.g. 4th order Runge-Kutta) and we define $\hat{\mathbf{x}}_i[k+1] := \hat{\mathbf{x}}_i((k+1)\Delta t)$.

The continuous-time control input $u_i(t)$ applied to the actual dynamics (41) consists out of two components: the nominal control input determined from the local optimization problem (15)-(16) denoted by $\hat{\mu}_i$, and the auxiliary control input K_i that bounds the deviation $p_i = \mathbf{x}_i - \hat{\mathbf{x}}_i$ of the actual state to the nominal state. When implementing the proposed control scheme (Algorithm 1) for a continuous-time system, the only difference is that the nominal control input is applied with a zero-order hold and the auxiliary controller is evaluated in a quasi continuous-time fashion. In particular, the control input applied to the actual system (41) is given as

$$u_i(t) = \hat{u}_i(t) + K_i(\mathbf{x}_i(t), \hat{\mathbf{x}}_i(t)) \quad (44)$$

where $\hat{u}_i(t) = \hat{\mu}_i(\mathbf{x}_i[k])$ with $k = \lfloor t/\Delta t \rfloor$ and $\lfloor \cdot \rfloor$ the floor function that gives the greatest integer smaller than or equal to its argument. Given u_i , we can also discretize the actual dynamics (41) using a numerical integration algorithm as previously and define $\mathbf{x}_i[k+1] := \mathbf{x}_i((k+1)\Delta t)$.

Next, we construct RPI sets \mathcal{P}_i , $i \in \mathcal{V}$, that bound the deviation p_i . Therefore, we choose the continuous-time auxiliary controller K_i as

$$\begin{aligned} K_i(\mathbf{x}_i(t), \hat{\mathbf{x}}_i(t)) &= B_i^T R(-\psi_i) \Lambda_i (\mathbf{x}_i(t) - \hat{\mathbf{x}}_i(t)) \\ &= B_i^T R(-\psi_i) \Lambda_i p_i(t) \end{aligned} \quad (45)$$

where $\Lambda_i \in \mathbb{R}^{3 \times 3}$ is Hurwitz. Substituting (45) into (44), (44) into (41), and computing $\dot{p}_i = \dot{\mathbf{x}}_i - \dot{\hat{\mathbf{x}}}_i$ yields the deviation dynamics

$$\dot{p}_i(t) = \Lambda_i p_i(t) + w_i(t). \quad (46)$$

We choose $\Lambda_i = -\text{diag}(6, 6, 5.5)$ for all $i \in \mathcal{V}$. In order to numerically compute the RPI set \mathcal{P}_i , we exactly discretize the continuous-time deviation dynamics (46) and obtain

$$p_i[k+1] = \Lambda_i^d p_i[k] + w_i[k] \quad (47)$$

with $\Lambda_i^d = e^{\Lambda_i \Delta t}$, and $w_i[k] \in \mathcal{W}_i^d := \int_{\tau=0}^{\Delta t} e^{\Lambda_i \tau} d\tau \mathcal{W}_i$. We assume that $\mathcal{W}_i^d = \{w_i \mid |w_{i,1}| < 0.1, |w_{i,2}| <$

$0.1, |w_{i,3}| < \pi/32\}$, and equivalently, $\mathcal{W}_i = \{w_i \mid |w_{i,1}| < 0.6940, |w_{i,2}| < 0.6940, |w_{i,3}| < 0.6429\}$. Then, we can compute \mathcal{P}_i as in [35]. The resulting RPI set \mathcal{P}_i is depicted in Figure 2(a), which is a box given as $\mathcal{P}_i = \{p_i \mid |p_{i,1}| < \bar{p}_{i,1} = 0.1157, |p_{i,2}| < \bar{p}_{i,2} = 0.1157, |p_{i,3}| < \bar{p}_{i,3} = 0.1169\}$. For the set computations, we use the MPT3 toolbox [14] for Matlab and YALMIP [22]. Next, we compute an outer approximation of $\Delta \mathcal{U}_i$ from (9), denoted by $\Delta \bar{\mathcal{U}}_i$. Therefore, recall K_i as stated in (45). According to K_i , we first need to scale \mathcal{P}_i with Λ_i and take the union of the resulting set rotated by an arbitrary angle $-\psi_i$, that is $\bigcup_{\psi_i \in \mathbb{R}} R(-\psi_i) \Lambda_i \mathcal{P}_i$ (cf. Figure 2(b)). Then, we outer approximate the resulting set by a box \mathcal{Q}_i as depicted in Figure 2(b) and compute $\Delta \bar{\mathcal{U}}_i = B_i^T \mathcal{Q}_i$ (Figure 2(c)). Finally, we obtain the nominal input constraint as $\hat{\mathcal{U}}_i = \mathcal{U}_i \ominus \Delta \bar{\mathcal{U}}_i$ (Figure 2(d)).

In this way, we have derived an RPI set for the discrete-time system using a continuous-time controller. Thereby, Assumption 2 is satisfied.

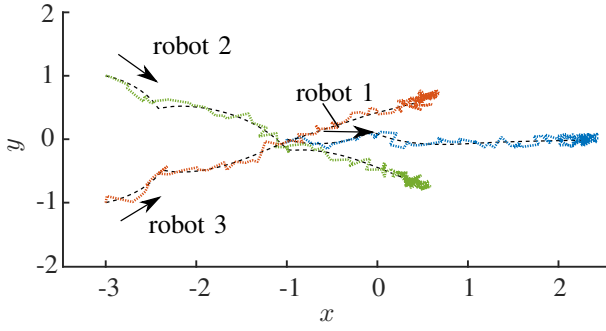
Next, we choose the performance matrices as $Q_1 = \text{diag}(100, 100, 100)$, $Q_2 = Q_3 = \text{diag}(1, 1, 50)$, $R_1 = \text{diag}(1, 1, 1)$, $R_2 = R_3 = \text{diag}(5, 5, 5)$. Then, the terminal cost functions $\hat{J}_{i \in \mathcal{V}}^f$ and terminal sets $\hat{\mathcal{X}}_{i \in \mathcal{V}}^f$ are computed via the algebraic Riccati equation as outlined in [12]. Thereby, assumptions (A4.2)-(A4.4) are satisfied.

Besides, the consistency constraint set is chosen as a box $\mathcal{C}_i = \{\eta \in \mathbb{R}^3 \mid \|\eta\|_\infty \leq c_i\}$ with $c_i = 0.125$ for all $i \in \mathcal{V}$; since ψ_i is unconstrained, the third coordinate η_3 is unconstrained as well. A suitable outer approximation of \mathcal{C}_i is $\bar{\mathcal{C}}_i := \{\bar{\eta} \in \mathbb{R}^3 \mid \|\bar{\eta}\|_\infty \leq \bar{c}_i\}$ with $\bar{c}_i = \sqrt{2} c_i$ where the box constraint on the position coordinates is replaced by a circle that encloses it. Similarly, we outer approximate \mathcal{P}_i with a cylinder $\bar{\mathcal{P}}_i \subset \mathcal{P}_i$, that is, $\bar{\mathcal{P}}_i = \{p_i \in \mathbb{R}^3 \mid \|[p_{i,1}, p_{i,2}]\| \leq \bar{p}_i^{\text{pos}}, |p_{i,3}| \leq \bar{p}_{i,3}\}$ with $\bar{p}_i^{\text{pos}} = (p_{i,1}^2 + p_{i,2}^2)^{0.5} = 0.1636$ and $\bar{p}_{i,3} = 0.1169$.

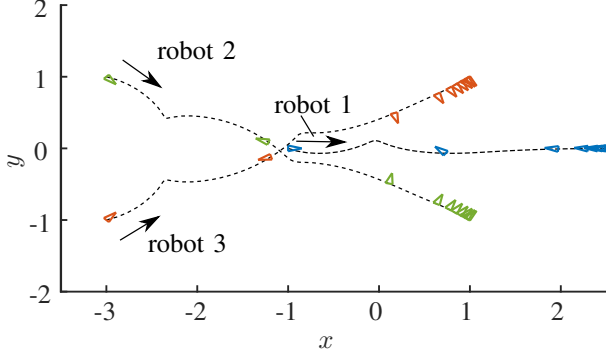
In order to determine reference states that satisfy Assumption 3, we apply Algorithm 2. By using the outer approximations $\bar{\mathcal{C}}_i$ and $\bar{\mathcal{P}}_i$, we rewrite (32) more conservatively as

$$c_{ij}(\mathbf{x}_i, \mathbf{x}_j) = \|\mathbf{x}_i^{\text{pos}} - \mathbf{x}_j^{\text{pos}}\| - d_{\max} \leq -2(\bar{c}_i + \bar{p}_i^{\max}), \quad (48)$$

which must be satisfied for the pairs $(\hat{\mathbf{x}}_i, \hat{\mathbf{x}}_j)$ and $(\hat{\mathbf{x}}_i, \mathbf{x}_j^{\text{ref}})$ with $\mathbf{x}_j^{\text{ref}} = [x_{j,1}^{\text{ref}}, x_{j,2}^{\text{ref}}]^T$. This implies the satisfaction of (32). Thereby, it is sufficient to check the simple inequality (48) and set valued operations can be avoided. Although (32) cannot be simplified in all cases as much as in this example, a problem



(a) Trajectories of the disturbed system with $w_i \in \mathcal{W}_i$. The black dashed line indicates the robots' nominal trajectories, the colored dotted lines the actual trajectories.



(b) Trajectories of the undisturbed system, i.e., $w_i \equiv 0$. The markers denote the robots' orientation. Nominal and actual trajectories coincide.

Fig. 3. Trajectories of robots for $\xi_{11} = 2.5$.

dependent outer approximation of \mathcal{C}_i can often still lead to significant simplifications and improved computational times. If terminal sets $\hat{\mathcal{X}}_{i \in \mathcal{V}}^f$ are chosen sufficiently small such that (48) is satisfied by all $x_i \in \hat{\mathcal{X}}_i^f$ for all $i \in \mathcal{V}$, then also (A4.1) holds and Assumption 4 is satisfied as well. Furthermore, if we additionally choose $\beta_i = 2(\bar{c}_i + \bar{p}_i^{\max})$ in (21c), then also $x_i^{\text{ref}}[\cdot|k_0] = x_i^{\text{init}}[\cdot|k_0]$ fulfills Assumption 3. We compute initially feasible trajectories $x_{i \in \mathcal{V}}^{\text{init}}$ using a sequential MPC approach. In this way, all assumptions required to ensure that the theoretical guarantees derived in Section III are fulfilled.

B. Simulation Results

The three mobile robots start in the initial formation $x_{0,1} = [-1, 0, 0]^T$, $x_{0,2} = [-3, 1, 7\pi/4]^T$, $x_{0,3} = [-3, -1, \pi/4]^T$, and move to the target formation $\xi_1 = [\xi_{11}, 0, \pi]^T$, $\xi_2 = [1, -1, \pi/4]^T$, $\xi_3 = [1, 1, 7\pi/4]^T$ where $\xi_{11} \in \{2.0, 2.5, 2.75, 3.0\}$. Observe that for increasing ξ_{11} , also the inter-robot distances in the target formation increase. The prediction time is chosen as $T = 12s$ and the prediction horizon as $N = 36$. We discretize the continuous-time dynamics using a 4th order Runge-Kutta method with a time-step $\Delta t = T/N = 1/3s$ as outlined before.

For $\xi_{11} = 2.5$, the resulting trajectories of mobile robots $i \in \mathcal{V}$ are visualized in Figure 3. In Figure 3(a), it can be seen how the actual state trajectories oscillate around the nominal trajectories due to the disturbance. The nominal trajectories in the disturbed case are similar to those nominal trajectories obtained in the undisturbed case as depicted in Figure 3(b). As it can be seen from Figure 4, the ι th entries of robot i 's

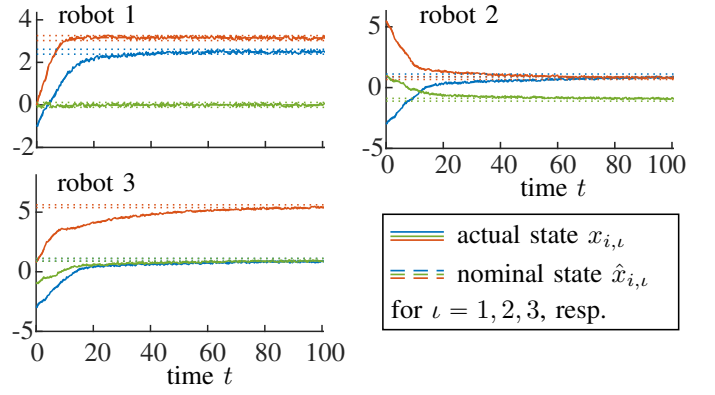


Fig. 4. State trajectories of robots 1, 2, and 3. An enlarged plot is provided for robot 1 where the actual state trajectories x_i (solid line) can be distinguished from the nominal state trajectories \hat{x}_i (dashed). The entries of robot i 's states $x_{i,1}$, $x_{i,2}$, $x_{i,3}$ are indicated by colors blue, green, red, respectively. The dotted lines mark the maximally admitted deviation from the target state, namely $\xi_{i,\iota} \pm p_{i,\iota}$ with $\iota = 1, 2, 3$.

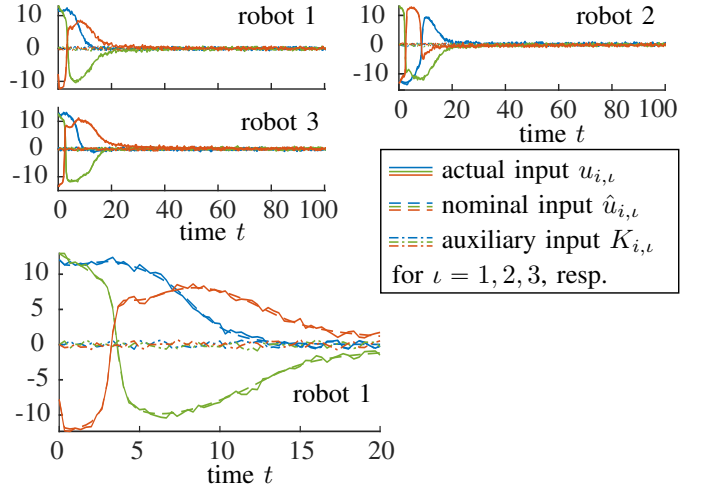


Fig. 5. Input trajectories of robots 1, 2, and 3 for $\xi_{11} = 2.5$. An enlarged plot is provided for robot 1 where the actual input trajectories u_i (solid line) can be distinguished from the nominal input trajectories \hat{u}_i (dashed), and the inputs from the auxiliary controller $K_i(x_i, \hat{x}_i)$ (dash dotted). The entries of robot i 's states $u_{i,1}$, $u_{i,2}$, $u_{i,3}$ are indicated by colors blue, green, red, respectively.

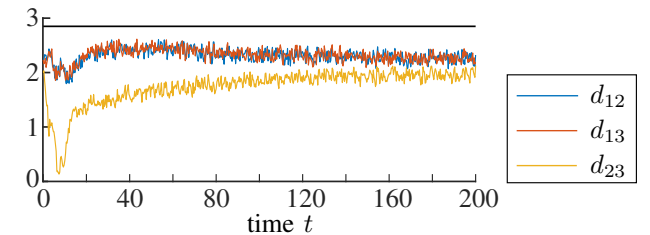


Fig. 6. Actual inter-robot distance $d_{ij} = \|\hat{x}_i^{\text{pos}} - \hat{x}_j^{\text{pos}}\|$ for $\xi_{11} = 3.0$. The black line denotes $d_{\max} = 2.9$.

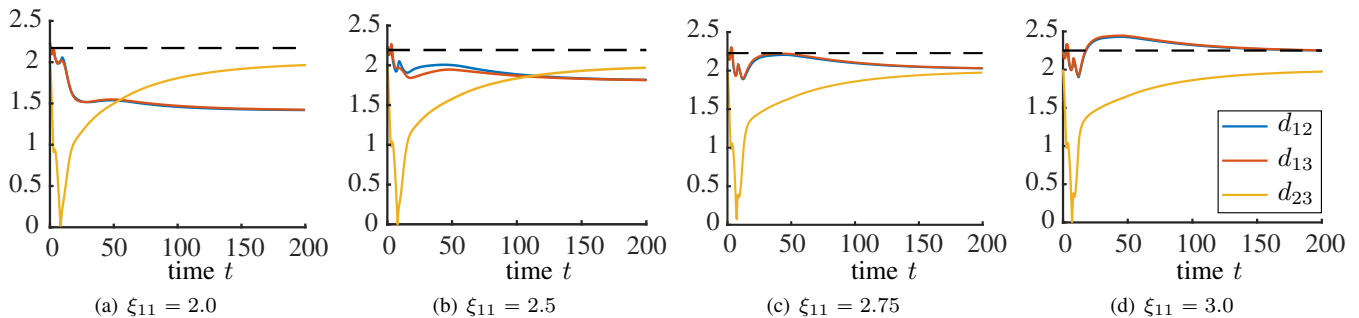


Fig. 7. Nominal inter-robot distances. Distance $\hat{d}_{ij} = \|\hat{\mathbf{x}}_i^{\text{pos}} - \hat{\mathbf{x}}_j^{\text{pos}}\|$ denotes the nominal distance between robot i and j ; the dashed line indicates $d_{\max} - 2(\bar{c}_i + \bar{p}_i^{\max})$.

ξ_{11}	Proposed DMPC	DMPC with fixed reference	Sequential DMPC [31]
2.0	1.00,1.00,1.00	1.11,1.53,1.51	1.54,0.73,0.74
2.5	1.00,1.00,1.00	1.12,1.32,1.34	1.25,0.62,0.63
2.75	1.00,1.00,1.00	1.10,1.16,1.15	0.99,0.49,0.50
3.0	1.00,1.00,1.00	1.11,1.09,1.09	0.89,0.46,0.47

TABLE I

RELATIVE ACTUAL COST FOR SUBSYSTEMS 1, 2 AND 3.

ξ_{11}	Proposed DMPC	DMPC with fixed reference	Sequential DMPC [31]
2.0	0.0259	0.0260	0.0900
2.5	0.0248	0.0244	0.0901
2.75	0.0258	0.0259	0.1034
3.0	0.0259	0.0261	0.1058

TABLE II

AVERAGE COMPUTATIONAL TIMES FOR CALCULATING CONTROL INPUTS IN SECONDS.

actual state $x_{i,\nu}$, $\nu = 1, 2, 3$, converge to the neighborhood of the target state, that is $\xi_{i,\nu} - \bar{p}_{i,\nu} \leq x_{i,\nu} \leq \xi_{i,\nu} + \bar{p}_{i,\nu}$. Thereby, the proven robust asymptotic stability can be also seen from the simulation results. The input trajectories are depicted in Figure 5. Even for ξ_{11} , when the target formation implies great distances among the robots, the actual inter-robot distance satisfies the coupled state constraint (43). Simulations using a DMPC algorithm that does not take the coupled state constraints (43) into account resulted for $\xi_{11} \in \{2.75, 3.0\}$ in a violation of (43) which emphasizes the importance of explicitly taking coupled state constraints into account even for convex coupled state constraints.

C. Performance Analysis

In order to evaluate the performance of the proposed algorithm with respect to computation time and actual cost, we compare it with two other robust DMPC algorithms: (1) Algorithm 1 with fixed reference trajectories, that is

$$x_i^{\text{ref}}[\kappa|k+1] := \hat{x}_i[\kappa|k] \quad \text{for } \kappa = k+1, \dots, k+N.$$

This choice of reference trajectories corresponds to the choice in [10]. (2) Sequential DMPC as presented in [31] which is an application of [28, Section 2] and [38] to mobile robots subject to connectivity constraints in the presence of disturbances. The DMPC controllers have been implemented using Casadi [1] and Matlab, the simulations have been performed on an Intel Core i5-10310U with 16GB RAM.

The simulation results for the relative actual costs and computational times are summarized in Tables I and II. For robot i , the actual cost is computed over the simulated time

interval as $J_i^a = \sum_{\kappa=0}^{60} \|x_i[\kappa] - \xi_i\|_{Q_i} + \|u_i[\kappa] - u_{\xi_i}\|_{R_i}$; the i -th entry in each field of Table I is the actual cost J_i^a obtained with the respective DMPC algorithm normed with the actual cost J_i^a obtained using the proposed DMPC. The presented numbers are the average from 100 simulations.

In Figure 7, the nominal inter-robot distances $\hat{d}_{ij} = \|\hat{\mathbf{x}}_i^{\text{pos}} - \hat{\mathbf{x}}_j^{\text{pos}}\|$ are depicted for various ξ_{11} . For the pair $(\hat{\mathbf{x}}_i^{\text{pos}}, \hat{\mathbf{x}}_j^{\text{pos}})$, (48) can be rewritten as

$$\hat{d}_{ij} - d_{\max} \leq -2(\bar{c}_i + \bar{p}_i^{\max}) \quad (49)$$

which is a condition for the nominal inter-robot distance. Intuitively, this means that if the graph of \hat{d}_{ij} exceeds the dashed line in Figure 7, then (49) is violated. As a consequence, the reference state at the respective time is not changed in order to prevent a potential violation of the coupled state constraints (cf. Section III-D).

This observation can be related to the relative actual costs in Table I. The closer the nominal distance comes to the dashed line or even exceeds it, the closer is the performance of the proposed DMPC to the fixed reference DMPC (cf. $\xi_{11} = 3.0$). However, if \hat{d}_{ij} does not exceed the dashed line, the performance of the proposed DMPC scheme is closer to the performance of sequential DMPC and has a significantly improved performance compared to fixed reference DMPC where the relative costs are 11–53% higher (cf. $\xi_{11} = 2.0, 2.5$). Most importantly, the proposed DMPC computes the control inputs more than 3–4 times faster (Table II) than sequential DMPC. This is due to the parallel evaluation of the local optimization problems in the proposed DMPC and the reduced number of constraints as all state constraints are incorporated into the consistency constraint. This ratio further improves in favor of the proposed DMPC if more subsystems are added. Generally, a lower bound on the computation times cannot be given because the particular computation of the reference states is problem dependent. However, in this example, the proposed DMPC computes the control inputs at least M -times faster than sequential DMPC where $M := \max_{i \in \mathcal{V}} |\mathcal{N}_i|$ denotes the upper bound on the number of neighbors within the network.

D. Collision Avoidance Constraints

Instead of (43), we now consider the collision avoidance constraint

$$\|\mathbf{x}_i^{\text{pos}} - \mathbf{x}_j^{\text{pos}}\| \geq d_{\min}, \quad j \in \mathcal{N}_i := \mathcal{V} \setminus \{i\} \quad (50)$$

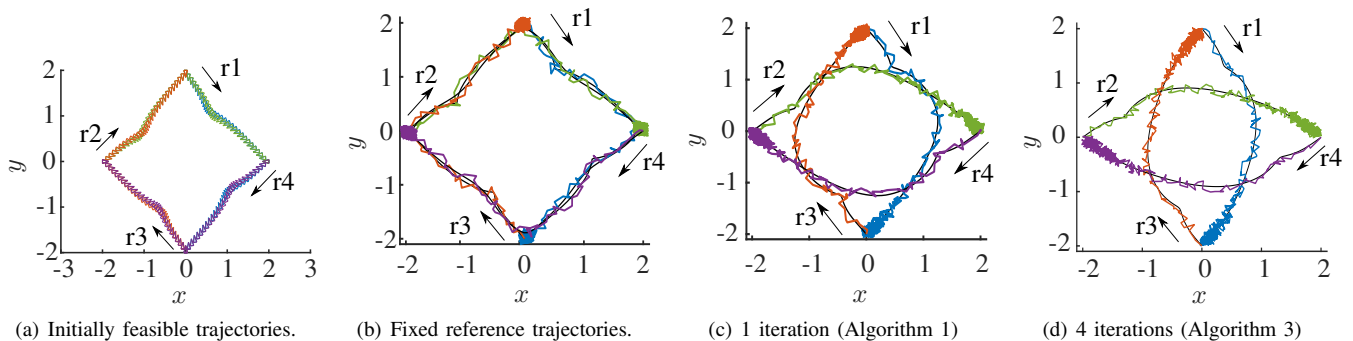


Fig. 8. Formation control problem with collision avoidance constraints. Robots 1, 2, 3, 4 are denoted by colors blue, green, red, violet, respectively.

iterations	Robot 1	Robot 2	Robot 3	Robot 4
Fixed ref.	9.5405	9.5110	9.5543	9.4781
1	5.2466	5.3232	5.3880	5.3323
2	4.8019	4.7806	4.7561	4.7681
4	3.7885	3.7548	3.8212	3.8758
6	3.2498	3.4590	3.4706	3.5966

TABLE III

ACTUAL COST ($\times 10^4$) FOR SUBSYSTEMS 1-4 IN DEPENDENCE OF THE NUMBER OF ITERATIONS. OBTAINED FOR $T_{\text{SIM}} = 100$.

where $d_{\min} = 0.5$. Therefore, we replace (48) by

$$c_{ij}(\mathbf{x}_i, \mathbf{x}_j) = -\|\mathbf{x}_i^{\text{pos}} - \mathbf{x}_j^{\text{pos}}\| - d_{\min} \leq -2(\bar{c}_i + \bar{p}_i^{\max}). \quad (51)$$

We consider four mobile robots governed by (41) as before. The initial formation is given by $x_{0,1} = [0, 2, -\pi/2]^T$, $x_{0,2} = [-2, 0, 0]^T$, $x_{0,3} = [0, -2, \pi/2]^T$, $x_{0,4} = [2, 0, \pi]^T$; the target formation is $\xi_1 = [0, -2, -3\pi/2]^T$, $\xi_2 = [2, 0, -\pi]^T$, $\xi_3 = [0, 2, -\pi/2]^T$, $\xi_4 = [-2, 0, 0]^T$. Everything else remains unchanged. We initialize the DMPC algorithms with reference trajectories where the robots move clockwise along the formation to their target states on the opposite side of the formation as depicted in Figure 8(a). Because it is generally difficult to determine optimal initially feasible trajectories, it can be beneficial to employ the iterative DMPC scheme (Algorithm 3) as presented in Section IV-A. As it can be seen from Table III, the actual cost reduces with an increasing number of iterations. However, already for the basic DMPC scheme with only one iteration (Algorithm 1), a substantial performance improvement is achieved compared to the DMPC algorithm with fixed reference trajectories. Figure 8 illustrates how the state trajectories improve with an increased number of iterations per time-step. Observe, that even though (50) is non-convex, the local optimization problems in our proposed approach are only subject to convex state constraints. That is because the satisfaction of all state constraints is implied by the satisfaction of the consistency constraint which is convex by choice.

VI. CONCLUSION

We presented a robust DMPC algorithm that allows for the parallel evaluation of the local optimization problems in the presence of coupled state constraints while it admits to alter and improve already established reference trajectories at every time-step. For the case of dynamically decoupled systems subject to coupled constraints, we thereby provide a novel DMPC scheme that allows for a faster distributed control input computation compared to sequential DMPC

schemes. Theoretical guarantees on recursive feasibility and robust asymptotic convergence are provided when applying the algorithm to systems subject to bounded disturbances. Moreover, we presented an iterative extension of the algorithm as well as to systems with bounded dynamic couplings. In the end, we demonstrated the proposed DMPC algorithm's applicability with a relevant example and compared its performance with further DMPC algorithms.

REFERENCES

- [1] J. A. E. Andersson, J. Gillis, G. Horn, J. B. Rawlings, and M. Diehl, "CasADi – A software framework for nonlinear optimization and optimal control," *Mathematical Programming Computation*, vol. 11, no. 1, pp. 1–36, 2019.
- [2] A. Bemporad and M. Morari, "Robust model predictive control: A survey," in *Robustness in identification and control*, A. Garulli and A. Tesi, Eds. London: Springer London, 1999, pp. 207–226.
- [3] A. Bono, G. Fedele, and G. Franzè, "A swarm-based distributed model predictive control scheme for autonomous vehicle formations in uncertain environments," *IEEE Transactions on Cybernetics*, pp. 1–11, 2021.
- [4] "Caltech Control and Dynamical Systems", "polytope 0.2.3," Nov. 2020. [Online]. Available: <https://github.com/tulip-control/polytope>
- [5] E. Camponogara, D. Jia, B. Krogh, and S. Talukdar, "Distributed model predictive control," *IEEE Control Systems Magazine*, vol. 22, no. 1, pp. 44–52, 2002.
- [6] H. Chen and F. Allgöwer, "A quasi-infinite horizon nonlinear model predictive control scheme with guaranteed stability," *Automatica*, vol. 34, no. 10, pp. 1205–1217, 1998.
- [7] G. De Nicolao, L. Magni, and R. Scattolini, "Stabilizing receding-horizon control of nonlinear time-varying systems," *IEEE Transactions on Automatic Control*, vol. 43, no. 7, pp. 1030–1036, July 1998.
- [8] W. B. Dunbar, "Distributed receding horizon control of dynamically coupled nonlinear systems," *IEEE Transactions on Automatic Control*, vol. 52, no. 7, pp. 1249–1263, 2007.
- [9] M. Farina, G. Betti, and R. Scattolini, "Distributed predictive control of continuous-time systems," *Systems & Control Letters*, pp. 32–40, 2014.
- [10] M. Farina and R. Scattolini, "Distributed predictive control: A non-cooperative algorithm with neighbor-to-neighbor communication for linear systems," *Automatica*, vol. 48, no. 6, pp. 1088–1096, 2012.
- [11] J. R. D. Frejo and E. F. Camacho, "Global versus local mpc algorithms in freeway traffic control with ramp metering and variable speed limits," *IEEE Transactions on Intelligent Transportation Systems*, vol. 13, no. 4, pp. 1556–1565, 2012.
- [12] L. Grüne and J. Pannek, *Nonlinear Model Predictive Control Theory and Algorithms*, 1st ed., ser. Communications and Control Engineering. Springer, London, 2011.
- [13] I. B. Hagen, D. K. M. Kufoalor, E. F. Brekke, and T. A. Johansen, "Mpc-based collision avoidance strategy for existing marine vessel guidance systems," in *2018 IEEE International Conference on Robotics and Automation (ICRA)*, 2018, pp. 7618–7623.
- [14] M. Herceg, M. Kvasnica, C. Jones, and M. Morari, "Multi-Parametric Toolbox 3.0," in *Proc. of the European Control Conference*, Zürich, Switzerland, July 17–19 2013, pp. 502–510, <http://control.ee.ethz.ch/~mpt>.

- [15] R. M. Hermans, A. Jokić, M. Lazar, A. Alessio, P. P. van den Bosch, I. A. Hiskens, and A. Bemporad, "Assessment of non-centralised model predictive control techniques for electrical power networks," *International Journal of Control*, vol. 85, no. 8, pp. 1162–1177, 2012.
- [16] T. Keviczky, F. Borrelli, and G. J. Balas, "Decentralized receding horizon control for large scale dynamically decoupled systems," *Automatica*, vol. 42, no. 12, pp. 2105–2115, 2006.
- [17] Y. Kuwata and J. P. How, "Cooperative distributed robust trajectory optimization using receding horizon milp," *IEEE Transactions on Control Systems Technology*, vol. 19, no. 2, pp. 423–431, 2011.
- [18] S. M. LaValle, *Planning Algorithms*. Cambridge University Press, 2006.
- [19] J. Lee and Z. Yu, "Worst-case formulations of model predictive control for systems with bounded parameters," *Automatica*, vol. 33, no. 5, pp. 763–781, 1997.
- [20] B. Legat, R. Deits, G. Goretkin, T. Koolen, J. Huchette, D. Oyama, and M. Forets, "Juliapolyhedra/polyhedra.jl: v0.6.16," Jun. 2021.
- [21] D. Limon, T. Alamo, F. Salas, and E. F. Camacho, "On the stability of constrained mpc without terminal constraint," *IEEE Transactions on Automatic Control*, vol. 51, no. 5, pp. 832–836, 2006.
- [22] J. Löfberg, "Yalmip : A toolbox for modeling and optimization in matlab," in *In Proceedings of the CACSD Conference*, Taipei, Taiwan, 2004.
- [23] D. Q. Mayne, E. C. Kerrigan, E. J. van Wyk, and P. Falugi, "Tube-based robust nonlinear model predictive control," *International Journal of Robust and Nonlinear Control*, vol. 21, no. 11, pp. 1341–1353, 2011.
- [24] D. Q. Mayne, "Model predictive control: Recent developments and future promise," *Automatica*, vol. 50, no. 12, pp. 2967–2986, 2014.
- [25] D. Mayne, J. Rawlings, C. Rao, and P. Scokaert, "Constrained model predictive control: Stability and optimality," *Automatica*, vol. 36, no. 6, pp. 789 – 814, 2000.
- [26] D. Mayne, M. Seron, and S. Raković, "Robust model predictive control of constrained linear systems with bounded disturbances," *Automatica*, vol. 41, no. 2, pp. 219 – 224, 2005.
- [27] M. A. Müller and F. Allgöwer, "Economic and distributed model predictive control: Recent developments in optimization-based control," *SICE Journal of Control, Measurement, and System Integration*, vol. 10, no. 2, pp. 39 – 52, 2017.
- [28] M. A. Müller, M. Reble, and F. Allgöwer, "Cooperative control of dynamically decoupled systems via distributed model predictive control," *International Journal of Robust and Nonlinear Control*, vol. 22, no. 12, pp. 1376–1397, 2012.
- [29] R. Negenborn and J. Maestre, "Distributed model predictive control: An overview and roadmap of future research opportunities," *IEEE Control Systems Magazine*, vol. 34, no. 4, pp. 87–97, 2014.
- [30] R. Negenborn and J. Maestre, Eds., *Distributed Model Predictive Control Made Easy*, 2014th ed., ser. Intelligent Systems, Control and Automation: Science and Engineering. Dordrecht: Springer Netherlands, 2014, vol. 69.
- [31] A. Nikou and D. V. Dimarogonas, "Decentralized tube-based model predictive control of uncertain nonlinear multiagent systems," *International Journal of Robust and Nonlinear Control*, vol. 29, no. 10, pp. 2799–2818, 2019.
- [32] D. M. Raimondo, D. Limon, M. Lazar, L. Magni, and E. F. ndez Camacho, "Min-max model predictive control of nonlinear systems: A unifying overview on stability," *European Journal of Control*, vol. 15, no. 1, pp. 5–21, 2009.
- [33] S. V. Rakovic, A. R. Teel, D. Q. Mayne, and A. Astolfi, "Simple robust control invariant tubes for some classes of nonlinear discrete time systems," in *Proceedings of the 45th IEEE Conference on Decision and Control*, 2006, pp. 6397–6402.
- [34] S. V. Raković, *Set Theoretic Methods in Model Predictive Control*. Berlin, Heidelberg: Springer Berlin Heidelberg, 2009, pp. 41–54.
- [35] S. Rakovic, P. Grieder, M. Kvasnica, D. Mayne, and M. Morari, "Computation of invariant sets for piecewise affine discrete time systems subject to bounded disturbances," in *2004 43rd IEEE Conference on Decision and Control (CDC) (IEEE Cat. No.04CH37601)*, vol. 2, 2004, pp. 1418–1423 Vol.2.
- [36] S. Raković and D. Mayne, "A simple tube controller for efficient robust model predictive control of constrained linear discrete-time systems subject to bounded disturbances," *IFAC Proceedings Volumes*, vol. 38, no. 1, pp. 241 – 246, 2005, 16th IFAC World Congress.
- [37] J. B. Rawlings and D. Q. Mayne, *Model predictive control: theory and design*, 1st ed. Madison, Wis.: Nob Hill Publ., 2009.
- [38] A. Richards and J. P. How, "Robust distributed model predictive control," *International Journal of Control*, vol. 80, no. 9, pp. 1517–1531, 2007.
- [39] S. Rivero, M. Farina, and G. Ferrari-Trecate, "Plug-and-play decentralized model predictive control," in *2012 IEEE 51st IEEE Conference on Decision and Control (CDC)*. IEEE, 2012, pp. 4193 – 4198.
- [40] —, "Plug-and-play decentralized model predictive control for linear systems," *IEEE Transactions on Automatic Control*, vol. 58, no. 10, pp. 2608 – 2614, 2013.
- [41] —, "Plug-and-play model predictive control based on robust control invariant sets," *Automatica*, vol. 50, no. 8, pp. 2179 – 2186, 2014.
- [42] R. Schneider, *Convex bodies : the Brunn-Minkowski theory*, 2nd ed., ser. Encyclopedia of mathematics and its applications ; 151, 2014.
- [43] P. Trodden and A. Richards, "Distributed model predictive control of linear systems with persistent disturbances," *International Journal of Control*, vol. 83, no. 8, pp. 1653–1663, 2010.
- [44] A. Wiltz, F. Chen, and D. V. Dimarogonas, "A consistency constraint-based approach to coupled state constraints in distributed model predictive control," 2022, submitted to the 61st IEEE Conference on Decision and Control 2022.
- [45] S. Yu, C. Maier, H. Chen, and F. Allgöwer, "Tube mpc scheme based on robust control invariant set with application to lipschitz nonlinear systems," *Systems & Control Letters*, vol. 62, no. 2, pp. 194 – 200, 2013.
- [46] S. Yu, M. Reble, H. Chen, and F. Allgöwer, "Inherent robustness properties of quasi-infinite horizon nonlinear model predictive control," *Automatica*, vol. 50, no. 9, pp. pp. 2269–2280, 2014.



Adrian Wiltz received his B.Sc. and M.Sc. degree in Engineering Cybernetics from the University of Stuttgart (Germany) in 2017 and 2020, respectively, and is currently pursuing the Ph.D. degree at KTH Royal Institute of Technology, Stockholm (Sweden). In 2020, he worked as an intern in the field of wind turbine control at sowento GmbH, Stuttgart. His research interests are in distributed and hybrid control algorithms and the control of heterogeneous multiagent systems.



Fei Chen is currently a Ph.D. student in the Division of Decision and Control Systems at KTH Royal Institute of Technology (Sweden). He received his M.Sc. degree from the Systems and Control group in the Electrical Engineering Department at Eindhoven University of Technology (Netherlands) in 2016. He received his B.Sc. degree in the Department of Control Science and Engineering at Zhejiang University (China) in 2014. His research interests are situated on the edge between control theory and formal methods in computer science, with particular

interests in formal verification and control synthesis for multiagent systems under temporal logic specifications.



Dimos V. Dimarogonas was born in Athens, Greece, in 1978. He received the Diploma in Electrical and Computer Engineering in 2001 and the Ph.D. in Mechanical Engineering in 2007, both from the National Technical University of Athens (NTUA), Greece. Between May 2007 and March 2010, he held postdoctoral positions at KTH Royal Institute of Technology, Stockholm, Sweden and at LIDS, MIT, Boston, USA. He is currently a Professor at the Division of Decision and Control Systems, School of EECS, at the KTH Royal Institute of Technology.

His current research interests include Multi-Agent Systems, Hybrid Systems and Control, Robot Navigation and Networked Control. He serves in the Editorial Board of *Automatica* and the *IEEE Transactions on Control of Network Systems* and is a Senior Member of the IEEE. He received an ERC Starting Grant in 2014, an ERC Consolidator Grant in 2019, and was awarded a Wallenberg Academy Fellow grant in 2015.