

Critical configurations for three projective views

Martin Bråtelund

November 10, 2022

Abstract

The problem of structure from motion is concerned with recovering the 3-dimensional structure of an object from a set of 2-dimensional images taken by unknown cameras. Generally, all information can be uniquely recovered if enough images and point correspondences are provided, yet there are certain cases where unique recovery is impossible; these are called *critical configurations*. We use an algebraic approach to study the critical configurations for three projective cameras. We show that all critical configurations lie on the intersection of quadric surfaces, and classify exactly which intersections constitute a critical configuration.

1 Introduction

In computer vision, one of the main problems is that of *structure from motion*, where given a set of 2-dimensional images the task is to reconstruct a scene in 3-space and find the camera positions in this scene. Over time, many techniques have been developed for solving these problems for varying camera models and under different assumptions on the space and image points [15, 10]. In general, with enough images and enough points in each image, one can uniquely recover all information about the original scene. However, there are also some configurations of points and images where a unique recovery is never possible. These are called *critical configurations*.

Much work has been done to understand critical configurations for various settings [6, 11, 12, 8, 3, 9, 2, 7], with results dating as far back as 1941 [13]. While interesting from a purely theoretical viewpoint, critical configurations also play a part in practical applications. Even though critical configurations are rare in real-life reconstruction problems when enough data is available (due to noise), it has been shown that as the configurations approach the critical ones, reconstruction algorithms tend to become less and less stable [14, 9, 4].

We will study the critical configurations for three projective cameras using a new approach. The idea is as follows (full details in [Section 3](#)): A set of points $X \in \mathbb{P}^3$ and a set of n cameras \mathbf{P} is critical if there exists another set of points Y and cameras \mathbf{Q} such that $\mathbf{P}(X) = \mathbf{Q}(Y)$. The cameras \mathbf{P} map \mathbb{P}^3 to a variety in $(\mathbb{P}^2)^n$ called the *multi-view variety*. Since X and Y both map into the intersection of the multi-view varieties of \mathbf{P} and \mathbf{Q} , one can classify critical configurations by classifying all possible intersections of multi-view varieties.

We use this approach to recover many of the results in [9]. The main result of this paper is as follows:

Theorem 1.1. *A set of 8 or more 3D points and three projective cameras form a critical configuration if and only if they are in one of the positions described in Figure 8, or if they form a subset of one of the configurations in Figure 8. A set of 7 points and three projective cameras form a critical configuration if and only if it satisfies the conditions in Proposition 6.15. A configuration of 6 or fewer points and three projective cameras always form a critical configuration.*

This result is similar to what was found in [9], although one previously unknown critical configuration (twisted cubic through two camera centers) has been found. Still, even though many of the results are the same, the techniques for obtaining them are new. We are using the techniques developed in [5] and classifying the critical configurations by considering the possible intersections of multi-view varieties, rather than relying on computations and ad hoc examples. We also hope that these new techniques will allow classification of critical configurations in more complicated scenarios in future work.

In Section 2, we introduce the main concepts, such as cameras and critical configurations, as well as some general results on critical configurations. Section 3 describes the approach used to find critical configurations. Section 4 gives a summary of the key results from the two-view case necessary for the three-view classification. Sections 5 and 6 make up the main part of this paper. Here we show that critical configurations for three views need to lie on the intersection of three ruled quadrics and describe exactly which such intersections constitute a critical configuration.

2 Background

As this paper deals with a very similar topic as [5], this section is more or less the same as Section 2 in [5]. We refer the reader to [10] for the basics on computer vision and multi-view geometry.

Let \mathbb{C} denote the complex numbers, and let \mathbb{P}^n denote the projective space over the vector space \mathbb{C}^{n+1} . Projection from a point $p \in \mathbb{P}^3$ is a linear map

$$P: \mathbb{P}^3 \dashrightarrow \mathbb{P}^2.$$

We refer to such a projection and its projection center p as a *camera* and its *camera center* (following established terminology, we use the words *camera* and *view* interchangeably). Following this theme, we refer to points in \mathbb{P}^3 as *space points* and points in \mathbb{P}^2 as *image points*. Similarly, \mathbb{P}^2 will be referred to as an *image*.

Once a basis is chosen in \mathbb{P}^3 and \mathbb{P}^2 , a camera can be represented by a 3×4 matrix of full rank called the *camera matrix*. The camera center is then given as the kernel of the matrix. For the most part, we make no distinction between a camera and its camera matrix, referring to both simply as cameras. We use the *real projective pinhole camera model*, meaning that we require a camera matrix to be of full rank and to have only real entries.

Remark 2.1. Throughout the paper, whenever we talk about cameras it is to be understood that a choice of basis has been made, both on the images and 3-space.

Since the map P is not defined at the camera center p , it is not a morphism. This problem can be mended by taking the blow-up. Let $\widetilde{\mathbb{P}^3}$ be the blow-up of \mathbb{P}^3 in the camera center of P . We then get the following diagram:

$$\begin{array}{ccc} \widetilde{\mathbb{P}^3} & \xrightarrow{P} & \mathbb{P}^2 \\ \pi \downarrow & \nearrow P & \\ \mathbb{P}^3 & & \end{array}$$

where π denotes the blow-down of $\widetilde{\mathbb{P}^3}$. This gives a morphism from $\widetilde{\mathbb{P}^3}$ to \mathbb{P}^2 . For ease of notation, we retain the symbol P and the names *camera* and *camera center*, although one should note that in $\widetilde{\mathbb{P}^3}$ the camera center is no longer a point, but an exceptional divisor.

Definition 2.2. Given an n -tuple of cameras $\mathbf{P} = (P_1, \dots, P_n)$, with camera centers p_1, \dots, p_n , let $\widetilde{\mathbb{P}^3}$ denote the blow-up of \mathbb{P}^3 in the n camera centers. We define the *joint camera map* to be the map

$$\begin{aligned} \widetilde{\phi}_{\mathbf{P}} = P_1 \times \dots \times P_n: \widetilde{\mathbb{P}^3} &\rightarrow (\mathbb{P}^2)^n, \\ x &\mapsto (P_1(x), \dots, P_n(x)). \end{aligned}$$

Remark 2.3. Throughout the paper, we assume that all camera centers are distinct.

This again gives a commutative diagram

$$\begin{array}{ccc} \widetilde{\mathbb{P}^3} & \xrightarrow{\widetilde{\phi}_{\mathbf{P}}} & (\mathbb{P}^2)^n \\ \pi \downarrow & \nearrow \phi_{\mathbf{P}} & \\ \mathbb{P}^3 & & \end{array}$$

The reason we use the blow-up $\widetilde{\mathbb{P}^3}$ rather \mathbb{P}^3 is to turn the cameras (and hence the joint camera map) into morphisms rather than rational maps. This ensures that the image of the joint camera map is Zariski closed, turning it into a projective variety.

Definition 2.4. We denote the image of the joint camera map $\widetilde{\phi}_{\mathbf{P}}$ as the *multi-view variety* of P_1, \dots, P_n . The set of all homogeneous polynomials vanishing on $\text{Im}(\widetilde{\phi}_{\mathbf{P}})$ is an ideal that we denote as the *multi-view ideal*.

Notation. Most works on computer vision do not use the blow-up, defining cameras/the joint camera map as rational maps rather than morphisms. Hence, they tend to define the multi-view variety as the *closure* of the image rather than as the image itself. While our definition of the multi-view variety seems different, it is equivalent to that used in other works, like [1].

Notation. While the multi-view variety is always irreducible, we use the term *variety* to also include reducible algebraic sets.

Theorem 2.5 ([1, Theorem 3.7]). *The ideal of the multi-view variety is generated only by bilinear and trilinear forms. In particular, it is generated by the*

determinant of

$$\begin{bmatrix} P_i & \mathbf{x} & \mathbf{0} \\ P_j & \mathbf{0} & \mathbf{y} \end{bmatrix},$$

for each pair of cameras, and the 7×7 minors of

$$\begin{bmatrix} P_i & \mathbf{x} & \mathbf{0} & \mathbf{0} \\ P_j & \mathbf{0} & \mathbf{y} & \mathbf{0} \\ P_k & \mathbf{0} & \mathbf{0} & \mathbf{z} \end{bmatrix},$$

for each triple, where \mathbf{x} , \mathbf{y} and \mathbf{z} are the 3×1 vectors with variables in the i -th, j -th and k -th image respectively.

Definition 2.6. Given a set of points $S \subset (\mathbb{P}^2)^n$, a *reconstruction* of S is an n -tuple of cameras $\mathbf{P} = (P_1, \dots, P_n)$ and a set of points $X \subset \widetilde{\mathbb{P}^3}$ such that $S = \widetilde{\phi}_{\mathbf{P}}(X)$ where $\widetilde{\phi}_{\mathbf{P}}$ is the joint camera map of the cameras P_1, \dots, P_n .

Definition 2.7. Given a configuration of cameras and points (P_1, \dots, P_n, X) , we refer to $\widetilde{\phi}_{\mathbf{P}}(X) \subset (\mathbb{P}^2)^n$ as the *images* of (P_1, \dots, P_n, X) .

Given a set of image points $S \subset (\mathbb{P}^2)^n$ as well as a reconstruction (P_1, \dots, P_n, X) of S , note that any scaling, rotation, translation, or more generally, any real projective transformation of (P_1, \dots, P_n, X) does not change the images, giving rise to a large family of reconstructions of S . However, we are not interested in differentiating between these reconstructions.

Definition 2.8. Given a set of points $S \subset (\mathbb{P}^2)^n$, let (\mathbf{P}, X) and (\mathbf{Q}, Y) be two reconstructions of S , and let \overline{X} and \overline{Y} denote the blow-downs of X and Y respectively. The two reconstructions are considered *equivalent* if there exists an element $A \in \text{PGL}(4)$, such that

$$\begin{aligned} A(\overline{X}) &= \overline{Y}, \\ A(p_i) &= q_i, & \forall i \\ P_i(x) &= Q_i(A(x)), & \forall i, \forall x \neq p_i \end{aligned}$$

where p_i and q_i denote the camera centers.

From now on, whenever we talk about a configuration of cameras and points, it is to be understood as unique up to such an isomorphism/action of $\text{PGL}(4)$, and two configurations will be considered different only if they are not isomorphic/do not lie in the same orbit under this group action. As such, we consider a reconstruction to be unique if it is unique up to action by $\text{PGL}(4)$.

Definition 2.9. Given a configuration of cameras and points (P_1, \dots, P_n, X) , a *conjugate configuration* is a configuration (Q_1, \dots, Q_n, Y) , nonequivalent to the first, such that $\widetilde{\phi}_{\mathbf{P}}(X) = \widetilde{\phi}_{\mathbf{Q}}(Y)$. Pairs of points $(x, y) \in X \times Y$ are called *conjugate points* if $\phi_{\mathbf{P}}(x) = \phi_{\mathbf{Q}}(y)$.

Definition 2.10. A configuration of cameras (P_1, \dots, P_n) and points $X \subset \widetilde{\mathbb{P}^3}$ is said to be a *critical configuration* if it has at least one conjugate configuration. A critical configuration (P_1, \dots, P_n, X) is said to be *maximal* if there exists no critical configuration (P_1, \dots, P_n, X') such that $X \subsetneq X'$.

Hence, a configuration is critical if and only if the images it produces do not have a unique reconstruction.

Remark 2.11. Various definitions of critical configurations exist. For instance, [13] considers the cone with two cameras on the same generator to be critical, while it fails to be critical by our definition. We use a definition similar to the one in [9], except we are working in $\widetilde{\mathbb{P}^3}$. If one considers the blow-down, our definition matches the results in [9].

Definition 2.12. Let \mathbf{P} and \mathbf{Q} be two n -tuples of cameras, let $\widetilde{\mathbb{P}^3}_P$ and $\widetilde{\mathbb{P}^3}_Q$ denote the blow-up of \mathbb{P}^3 in the camera centers of \mathbf{P} and \mathbf{Q} respectively. Define

$$I = \left\{ (x, y) \in \widetilde{\mathbb{P}^3}_P \times \widetilde{\mathbb{P}^3}_Q \mid \widetilde{\phi}_{\mathbf{P}}(x) = \widetilde{\phi}_{\mathbf{Q}}(y) \right\}.$$

The projection of I to each coordinate gives us two varieties, X and Y , which we denote as the *set of critical points of P (resp. Q)*.

This definition is motivated by the following fact:

Proposition 2.13. *Let \mathbf{P} and \mathbf{Q} be two (different) n -tuples of cameras, and let X and Y be their respective sets of critical points. Then (\mathbf{P}, X) is a maximal critical configuration, with (\mathbf{Q}, Y) as its conjugate.*

Proof. (2.12 in [5]): It follows from Definition 2.12 that for each point $x \in X$, we have a conjugate point $y \in Y$. Hence the two configurations have the same images, so they are both critical configurations, conjugate to one another.

The maximality follows from the fact that if we add a point x_0 to X that does not lie in the set of critical points, there is (by Definition 2.12) no point $y_0 \in \widetilde{\mathbb{P}^3}_Q$ such that $\widetilde{\phi}_{\mathbf{P}}(x_0) = \widetilde{\phi}_{\mathbf{Q}}(y_0)$. Hence (\mathbf{P}, X) will no longer be critical. \square

The goal of this paper is to classify all maximal critical configurations for three cameras. The reason we focus primarily on the maximal ones is that every critical configuration is contained in a maximal one and in general the converse is true as well, that any subconfiguration of a critical configuration is also critical. The latter is not always true, since removing some points from a configuration might put the two (formerly different) conjugates into the same orbit under $\text{PGL}(4)$.

We conclude this section with a final, useful property of critical configurations, namely that the only property of the cameras we need to consider when exploring critical configurations is the position of their camera centers (i.e. change of coordinates in the images does not affect criticality).

Proposition 2.14 ([9, Proposition 3.7]). *Let (P_1, \dots, P_n) be n cameras with centers p_1, \dots, p_n , and let (P_1, \dots, P_n, X) be a critical configuration. If (P'_1, \dots, P'_n) is a set of cameras sharing the same camera centers, the configuration (P'_1, \dots, P'_n, X) is critical as well.*

Proof. Since P_i and P'_i share the same camera center and the camera center determines the map uniquely up to a choice of coordinates, there exists some $H_i \in \text{PGL}(3)$ such that $P'_i = H_i P_i$. Let (Q_1, \dots, Q_n, Y) be a conjugate to (P_1, \dots, P_n, X) . Then $(H_1 Q_1, \dots, H_n Q_n, Y)$ is a conjugate to $(H_1 P_1, \dots, H_n P_n, X) = (P'_1, \dots, P'_n, X)$, so this configuration is critical as well. \square

3 Approach

Consider a critical configuration (P_1, \dots, P_n, X) . Since it is critical, there exists a conjugate configuration (Q_1, \dots, Q_n, Y) giving the same images in $(\mathbb{P}^2)^n$. The two sets of cameras define two joint-camera maps $\widetilde{\phi}_{\mathbf{P}}$ and $\widetilde{\phi}_{\mathbf{Q}}$.

$$\begin{array}{ccc} \mathbb{P}^3 & & \mathbb{P}^3 \\ & \searrow \widetilde{\phi}_{\mathbf{P}} \quad \swarrow \widetilde{\phi}_{\mathbf{Q}} & \\ & (\mathbb{P}^2)^n & \end{array}$$

The image of X lies in the multi-view variety $\text{Im}(\widetilde{\phi}_{\mathbf{P}}) \subseteq (\mathbb{P}^2)^n$ and the image of Y lies in $\text{Im}(\widetilde{\phi}_{\mathbf{Q}})$. As such, the two sets of points X and Y lie in such a way that they both map (with their respective maps) into the intersection of the two multi-view varieties $\text{Im}(\widetilde{\phi}_{\mathbf{P}}) \cap \text{Im}(\widetilde{\phi}_{\mathbf{Q}})$.

Remark 3.1. This is one of the points at which the choice of basis in [Remark 2.1](#) is needed. Without it there is no way to identify the $(\mathbb{P}^2)^n$ containing $\text{Im}(\widetilde{\phi}_{\mathbf{P}})$ with that containing $\text{Im}(\widetilde{\phi}_{\mathbf{Q}})$.

Lemma 3.2. *Let (P_1, \dots, P_n) be a tuple of $n \geq 2$ cameras. If the camera centers do not all lie on a line, the joint camera map $\widetilde{\phi}_{\mathbf{P}}$ is an isomorphism. If the camera centers all lie on a line, the joint camera map contracts this line, and is an isomorphism everywhere else.*

Proof. Let $\mathbf{x} = (x_1, \dots, x_n) \in (\mathbb{P}^2)^n$ be a point in the image of $\widetilde{\phi}_{\mathbf{P}}$. The preimage of \mathbf{x} is the intersection of the lines $l_i = P_i^{-1}(x_i)$. The lines l_i pass through their respective camera centers p_i . As such, they intersect in a single point unless they are all equal to the line passing through all camera centers. \square

This shows that the two multi-view varieties $\text{Im}(\widetilde{\phi}_{\mathbf{P}})$ and $\text{Im}(\widetilde{\phi}_{\mathbf{Q}})$ are irreducible 3-folds, so their intersection is either a surface, a curve or a set of points. Taking the preimage under $\widetilde{\phi}_{\mathbf{P}}$, $\text{Im}(\widetilde{\phi}_{\mathbf{P}}) \cap \text{Im}(\widetilde{\phi}_{\mathbf{P}})$ pulls back to a surface, curve or point set in \mathbb{P}^3 , which is exactly the set of critical points of P . As such, classifying all maximal critical configurations can be done by classifying all possible intersections between two multi-view varieties. The pullback of $\text{Im}(\widetilde{\phi}_{\mathbf{P}}) \cap \text{Im}(\widetilde{\phi}_{\mathbf{Q}})$ (using $\widetilde{\phi}_{\mathbf{P}}$) is the variety given by the polynomials we get by pulling back the polynomials in the ideal of $\text{Im}(\widetilde{\phi}_{\mathbf{Q}})$ (the polynomials in the ideal of $\text{Im}(\widetilde{\phi}_{\mathbf{P}})$ all pull back to the zero polynomial).

Proposition 3.3. *Let (P_1, \dots, P_n, X) be a maximal critical configuration. Then X is the intersection of the strict transforms of quadric and cubic surfaces, with each quadric passing through at least two camera centers, and each cubic passing through at least three.*

Proof. This follows from the first part of [Theorem 2.5](#) along with the fact that a polynomial in $(\mathbb{P}^2)^n$ of multidegree (d_1, \dots, d_n) pulls back to a polynomial of degree $d_1 + \dots + d_n$ with multiplicity d_i in the camera center p_i . In other words, bilinear forms pull back to polynomials describing the strict transform of quadric surfaces passing through two of the camera centers and trilinear forms pull back to polynomials describing the strict transform of cubic surfaces passing through three of the camera centers. \square

4 Key results from the two-view case

While the main focus of this paper is the critical configurations for three views, there are some key results from the two-view case which can help simplify many of the three-view arguments. This section gives a summary of the main results on critical configurations for two views. A full analysis of the two-view case can be found in [5] or [9].

4.1 The multi-view variety

Proposition 4.1 (The fundamental form). *[10, Sections 9.2 and 17.1] For two cameras P_1, P_2 , the multi-view variety $\text{Im}(\widetilde{\phi_P}) \subset \mathbb{P}^2 \times \mathbb{P}^2$ is the vanishing locus of a single, bilinear, rank 2 form F_P , called the fundamental form (or fundamental matrix).*

$$F_P(\mathbf{x}, \mathbf{y}) = \det \begin{bmatrix} P_i & \mathbf{x} & \mathbf{0} \\ P_j & \mathbf{0} & \mathbf{y} \end{bmatrix},$$

where \mathbf{x} and \mathbf{y} are the variables in the first and second image respectively.

In the literature, this bilinear form is usually represented by a 3×3 matrix and referred to as the *fundamental matrix*

Proof. By Lemma 3.2, the multi-view variety for two cameras is an irreducible, 3-fold. It follows that the multi-view ideal is generated by a single polynomial. Observe that if we let \mathbf{x} and \mathbf{y} be two points in the multi-view variety, that is, there exists a point $\mathbf{X} \in \widetilde{\mathbb{P}^3}$ such that $P_1(\mathbf{X}) = \mathbf{x}$ and $P_2(\mathbf{X}) = \mathbf{y}$, then

$$\begin{bmatrix} P_i & \mathbf{x} & \mathbf{0} \\ P_j & \mathbf{0} & \mathbf{y} \end{bmatrix} \begin{bmatrix} \mathbf{X} \\ 1 \\ 1 \end{bmatrix} = 0.$$

In other words, when \mathbf{x} and \mathbf{y} lie in the multi-view variety, the determinant has to be zero (since it has a non-zero solution). It follows that the polynomial $F_P(\mathbf{x}, \mathbf{y})$ generates the multi-view ideal. \square

The rank 2 property comes from the fact that F_P satisfies

$$F_P(e_{P_1}^2, -) = F_P(-, e_{P_2}^1) = 0, \quad (1)$$

where

$$e_{P_i}^j = P_i(p_j). \quad (2)$$

The points $e_{P_i}^j$ are called *epipoles*.

Proposition 4.1 tells us that the multi-view ideals for two views are generated by bilinear forms of rank 2. The following theorem states that the converse is true as well:

Theorem 4.2. *There is a 1 : 1 correspondence between real bilinear forms of rank two, and multi-view ideals for two views.*

Proof. By Proposition 4.1, the fundamental form of two cameras is a real bilinear form of rank 2. The converse follows from Theorem 9.13. in [10]. \square

In other words, for each bilinear form of rank 2, there exists some pair of cameras for which it is the fundamental form.

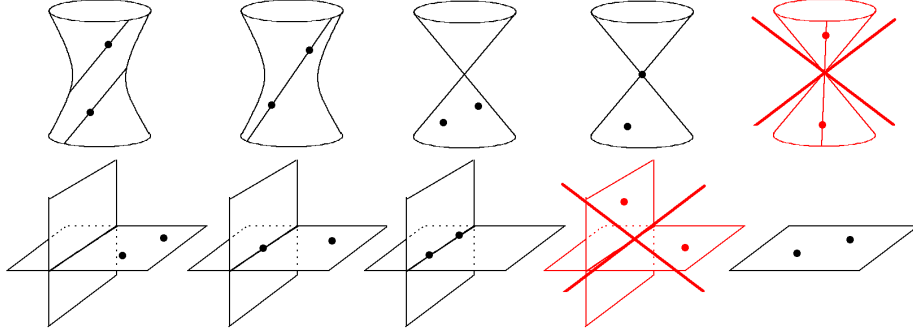


Figure 1: Illustration showing all critical quadrics with two marked camera centers, i.e. those containing a pair of permissible lines. The ones marked in red are not critical and do not contain such a pair of lines.

4.2 Critical quadrics

Since the multi-view ideal is generated by a bilinear form, and since such a form pulls back to the strict transform of a quadric surface passing through the two camera centers in $\widetilde{\mathbb{P}^3}$, critical configurations for two views need to lie on the strict transform of quadrics (recall [Proposition 3.3](#)). Furthermore, since the bilinear forms vanish in the two epipoles, the quadrics in question need to contain a certain pair of lines (the pullback of each epipole):

Definition 4.3. Let p_1, p_2 be two camera centers, and let S_P be a quadric surface containing both camera centers. A pair of real lines $g_{P_1}^2, g_{P_2}^1$ are called *permissible* if they satisfy the following properties.

1. The line $g_{P_i}^j$ lies on S_P and passes through p_i .
2. Any point lying on both $g_{P_i}^j$ and $g_{P_j}^i$ is a singular point on S_P .
3. Any point in the singular locus of S_P which lies on one of the lines also lie on the other.
4. If S_P is the union of two planes, $g_{P_i}^j$ and $g_{P_j}^i$ lie in the same plane.

This definition is similar to the definition of permissible lines in [\[9, Definition 5.11\]](#), but differs in that it allows for permissible lines in the case where the quadric S_P is a double plane. [Figure 1](#) shows all quadrics containing at least one pair of permissible lines.

Theorem 4.4 ([\[5, Theorem 4.11\]](#)). *Let (P_1, P_2, X) be a configuration of cameras and points. The configuration is critical if and only if there exists a real quadric $S_P \in \mathbb{P}^3$ containing both camera centers p_i and a pair of permissible lines, whose strict transform in \mathbb{P}_p^3 contains all the points X .*

Proof. [\[5, Theorem 4.11\]](#) is formulated slightly different, requiring the quadrics to be among those in [Table 1](#) rather than to be ones containing two permissible lines. It can easily be checked that these two conditions are the same. \square

Quadric S_P	Conjugate quadric	Conjugates
Smooth quadric, cameras not on a line	Same	2
Smooth quadric, cameras on a line	Cone, cameras not on a line	1
Cone, cameras not on a line	Smooth quadric, cameras on a line	1
Cone, one camera at vertex, other one not	Same	∞
Two planes, cameras in the same plane	Same	∞
Two planes, one camera on the singular line	Same	∞
Two planes, cameras on the singular line	Same	∞
A double plane, cameras in the plane	Same	∞

Table 1: A list of all possible critical configurations and their conjugates, as well as the number of conjugates for each configuration. Taken from [5, Table 1]

Remark 4.5. The theorem requires the quadric to contain a pair of permissible lines for the configuration to be critical. These two lines are the pre-images of the two epipoles $e_{Q_1}^2, e_{Q_2}^1$ of F_Q (where F_Q denotes the fundamental form of the two cameras in the conjugate configuration).

Proposition 4.6 ([5, Proposition 5.3]). *Let S_P be a quadric, and let P_1, P_2 be two cameras with camera centers p_1, p_2 , not both lying in the singular locus of S_P . Let \widetilde{S}_P denote the strict transform of S_P in \mathbb{P}_P^3 . There is a 1:1 correspondence between pairs of permissible lines on S_P , and configurations conjugate to (P_1, P_2, S_P) .*

Since we will be working with these quadrics extensively throughout the rest of the paper, it makes sense to distinguish the quadrics that constitute a critical configuration from the ones that do not:

Definition 4.7. Given two cameras P_1, P_2 , a *critical quadric* is a quadric S_P along with two permissible lines $g_{P_1}^2$ and $g_{P_2}^1$ such that $(P_1, P_2, \widetilde{S}_P)$ is a critical configuration.

4.3 Relations between quadrics

By [Theorem 4.4](#), any critical configuration (P_1, P_2, X) needs to lie on the strict transform of a quadric S_P . Similarly, the conjugate configuration (Q_1, Q_2, Y) needs to lie on the strict transform of a quadric (denoted S_Q). Each point $x \in S_P$ has a conjugate point $y \in S_Q$ such that $\widetilde{\phi}_P(x) = \widetilde{\phi}_Q(y)$. We give some relations between these conjugate pairs.

Proposition 4.8 ([9, Table 1] or [5, Table 1]). *When the quadric S_P is a hyperboloid with two camera centers on the same line, the conjugate S_Q is a cone with no camera center at the vertex, and vice versa. In all other cases, the quadrics S_P and S_Q are of the same type (see [Figure 1](#) for types).*

Theorem 4.4 and **Proposition 4.6** provide a complete classification of all critical configurations for two views as well as the number of conjugates of each one. These results, together with **Proposition 4.8**, are summarized in **Table 1**

By **Proposition 4.6**, there exists one conjugate configuration for each pair of permissible lines. The choice of lines impacts the relation between a points on \widetilde{S}_P and its conjugate \widetilde{S}_Q . For the next three results, assume a choice of permissible lines $g_{P_1}^2, g_{P_2}^1$ on S_P has been made.

Proposition 4.9 ([5, Lemma 5.4]). *The map taking a point $x \in \widetilde{S}_P$ to its conjugate is a birational map, defined everywhere except the intersection $\widetilde{g}_{P_1}^2 \cap \widetilde{g}_{P_2}^1$.*

Proposition 4.10. *Points on the strict transform of the line $g_{P_i}^j$ on \widetilde{S}_P map to the exceptional divisor (camera center on the blow-down) E_{q_j} on \widetilde{S}_Q . Points lying on the line spanned by $\widetilde{p}_1, \widetilde{p}_2$ on \widetilde{S}_P map to the intersection of the two permissible lines $g_{Q_1}^2, g_{Q_2}^1$ on S_Q (a point which by **Definition 4.3** is singular).*

Proof. See proof in [5]. □

This gives us 2 (or 3, if the line spanned by p_1, p_2 is contained in S_P) lines on \widetilde{S}_P which collapse to points on \widetilde{S}_Q . All other lines/curves are mapped to lines/curves.

Definition 4.11. Let S_P be a irreducible critical quadric and let C_P be a curve on S_P . We say that C_P is of type (a, b, c_1, c_2) , where c_i is the multiplicity of C_P in the camera center p_i and where a and b is:

- If S_P is smooth, a is the number of times C_P intersects a generic line in the same family as the permissible lines $g_{P_i}^j$, and b is the number of times it intersects the lines in the other family. (meaning (a, b) is the bidegree of C_P).
- If S_P is a cone, a is the number of times C_P intersects each line outside of the camera center, and b the number of times it intersects each line.

Proposition 4.12 ([5, Proposition 5.6]). *Let S_P be a smooth quadric or a cone, and let $C_P \subset \widetilde{S}_P$ be a curve of type (a, b, c_1, c_2) such that C_P does not contain either of the permissible lines. Then the conjugate curve $C_Q \subset \widetilde{S}_Q$ is of type $(a, a + b - c_1 - c_2, a - c_2, a - c_1)$.*

Definition 4.13. Let S_P be two planes with two camera centers not both lying on the intersection and let C_P be a curve on S_P . We say that C_P is of type (a, b, c_0, c_1, c_2) , where a is the degree of the curve in the plane with the epipolar lines, b the degree of the curve in the other plane, c_0 is the multiplicity of C_P in the intersection of the epipolar lines $g_{P_i}^j$ and c_1, c_2 is the multiplicity in the camera centers p_1, p_2 respectively.

Proposition 4.14 ([5, Proposition 5.8]). *Let S_P be two planes with two camera centers not both lying on the intersection, and let $C_P \subset S_P$ be a curve of type (a, b, c_0, c_1, c_2) such that C_P does not contain either of the epipolar lines or the lines spanned by the camera centers. Then the conjugate curve $C_Q \subset S_Q$ is of type $(2a - c_0 - c_1 - c_2, b, a - c_1 - c_2, a - c_0 - c_2, a - c_0 - c_1)$.*

5 Preliminaries for the three-view case

We start with the observation that any critical configuration for three views is critical for each pair of views.

Theorem 5.1. *Let (P_1, \dots, P_n, X) be a critical configuration, and let $\mathbf{P} \subset \{P_1, \dots, P_n\}$ be a nonempty subset. Then (\mathbf{P}, X) is either a maximal critical configuration or a subconfiguration of a maximal critical configuration.*

Proof. Since (P_1, \dots, P_n, X) is a critical configuration, there exists a conjugate configuration (Q_1, \dots, Q_n, Y) . Each camera P_i has a conjugate camera Q_i . Let $\mathbf{Q} \subset \{Q_1, \dots, Q_n\}$ be the set of cameras conjugate to \mathbf{P} . Then the cameras \mathbf{P} along with the points

$$\mathbf{P}^{-1}(\text{Im}(\widetilde{\phi}_{\mathbf{P}}) \cap \text{Im}(\widetilde{\phi}_{\mathbf{Q}}))$$

is a critical configuration with

$$(\mathbf{Q}, \mathbf{Q}^{-1}(\text{Im}(\widetilde{\phi}_{\mathbf{P}}) \cap \text{Im}(\widetilde{\phi}_{\mathbf{Q}})))$$

as a conjugate. Finally, since (\mathbf{P}, X) and (\mathbf{Q}, Y) produce the same image in $(\mathbb{P}^2)^m$, X is either equal to or a subset of $\mathbf{P}^{-1}(\text{Im}(\widetilde{\phi}_{\mathbf{P}}) \cap \text{Im}(\widetilde{\phi}_{\mathbf{Q}}))$. \square

This theorem shows that critical configurations for more than two views always lie on critical quadrics.

Definition 5.2. Let (P_1, \dots, P_n, X) be a configuration of cameras and points, and let $\{S_P^{ij}\}$ be a set of $\binom{n}{2}$ quadrics. The configuration (P_1, \dots, P_n, X) is said to *lie on the intersection of the quadrics* $\{S_P^{ij}\}$ if each quadric S_P^{ij} contains the camera centers p_i, p_j , and its strict transform of contains X .

Corollary 5.3. *For $n \geq 2$ views, the critical configurations always lie on the strict transform of an intersection of $\binom{n}{2}$ critical quadrics.*

Proof. This follows from [Theorem 5.1](#) along with the fact that for two views, the critical configurations lie on the strict transform of critical quadrics. \square

In particular, for the three-view case, the critical configurations lie on the strict transform of the intersection of three critical quadrics. The task of classifying the critical configurations for three views, however, is not as simple as just classifying the possible intersections of three quadrics. Even if a configuration is critical for each pair of views, it need not be critical for all three views. There are two issues, namely the *compatibility of the quadrics*, and the *ambiguous components*. Before we tackle these issues, let us state a result on the generators of the multi-view ideal for three views.

Lemma 5.4. *For the three cameras, the multi-view ideal contains a three-dimensional family of bilinear- and a ten-dimensional family of trilinear forms.*

Proof. The first part is simply an application of [Theorem 2.5](#) to the case of three cameras. To show that the ideal contains a ten-dimensional family of trilinear forms, note that there is a 27-dimensional family of trilinear forms on $\mathbb{P}^2 \times \mathbb{P}^2 \times \mathbb{P}^2$, which pulls back to a 17-dimensional family of cubics passing

through the three camera centers (20 cubics, less 3 for the constraint of passing through the camera centers). Hence a 10-dimensional family of trilinear forms pull back to the zero polynomial and thus lie in the multi-view ideal. \square

Lemma 5.5. *Let P_1, P_2, P_3 be three cameras, and let $F_P^{12}, F_P^{13}, F_P^{23}$ be their fundamental forms. The camera centers are collinear if and only if there are two linear syzygies between the fundamental forms.*

Proof. Let P_1, P_2, P_3 be three cameras whose cameras all lie on a line l , and let Π_1 and Π_2 be two distinct planes passing through l . These planes are mapped to lines in each image, let $f_{P_i}^j$ be the polynomial describing the line $P_i(\Pi_j)$, and let F be the matrix

$$F = \begin{bmatrix} f_{P_1}^1 & f_{P_2}^1 & f_{P_3}^1 \\ f_{P_1}^2 & f_{P_2}^2 & f_{P_3}^2 \end{bmatrix}.$$

Under the joint camera map of the first two cameras ϕ_{P_1, P_2} , the minor $f_{P_1}^1 f_{P_2}^2 - f_{P_1}^2 f_{P_2}^1$ pulls back to the zero polynomial, the only polynomial with this property is the fundamental form F_P^{12} . Hence the three minors of F are exactly the fundamental forms F_P^{ij} . Since the fundamental forms can be written as the minors of a 2×3 matrix, there are two linear syzygies between them.

For the converse, let there be two linear syzygies between the three fundamental forms. This means they can be written as the 2×2 minors of a 2×3 matrix

$$F' = \begin{bmatrix} a & b & c \\ a' & b' & c' \end{bmatrix}.$$

We then have that $F_P^{12} = \det \begin{pmatrix} a & b \\ a' & b' \end{pmatrix}$ and $F_P^{13} = \det \begin{pmatrix} a & c \\ a' & c' \end{pmatrix}$. Setting the first column in the first matrix to zero gives us the epipole $e_{P_1}^2$ and doing so for the second matrix gives us the epipole $e_{P_1}^3$, but since these columns are equal, then so are the epipoles, so the camera centers must lie on a line. \square

Proposition 5.6. *If the three camera centers p_1, p_2, p_3 are not collinear, the multi-view ideal is generated by the fundamental forms along with one trilinear form. If the camera centers lie on a line, the ideal is generated by the fundamental forms along with three trilinear forms.*

Proof. By [Lemma 5.4](#) the multi-view ideal contains three fundamental forms. Each of these can be used to generate a 3-dimensional family of trilinear forms by multiplying it with the missing variable. By [Lemma 5.5](#) the camera centers are not collinear, there are no linear syzygies between the fundamental forms, so they generate a 9-dimensional family of trilinear forms in the ideal. In this case, we need only add one trilinear form to the set of generators.

On the other hand, if the camera centers are collinear, we get two linear syzygies, so they generate only a 7-dimensional family of trilinear forms. In this case, we need to add three trilinear forms to get the necessary generators. \square

5.1 Compatible triples of quadrics

For three views, the multi-view ideal is generated by three fundamental forms, namely the ones we get from each pair of cameras (as well 1 or 3 trilinear

forms, which we consider later). In the two-view case, any fundamental form (bilinear form of rank 2) comes from some pair of cameras ([Theorem 4.2](#)). In the three-view case, however, three arbitrary fundamental forms will generally not come from some triple of cameras. This motivates the following definition:

Definition 5.7. Let $\{F_Q^{ij} \mid 1 \leq i \leq j \leq n\}$ be a set of $\binom{n}{2}$ fundamental forms. The forms are said to be *compatible* if there exist n cameras Q_1, \dots, Q_n such that F_Q^{ij} is the fundamental form of Q_i, Q_j .

Definition 5.8. Given n cameras P_1, \dots, P_n we say a set of quadrics S_P^{ij} is *compatible* (with respect to the cameras P_i), if their strict transforms are the pullback of a compatible set of fundamental forms.

For a configuration (P_1, P_2, P_3, X) to be critical, it is not enough that it lies on the strict transform of the intersection of three critical quadrics, the three quadrics also need to be compatible. Only then can we find three conjugate cameras Q_1, Q_2, Q_3 which in turn can be used to construct a conjugate configuration. A detailed study of compatible triples of fundamental forms can be found in [\[10\]](#). Recall (from [\(1\)](#)) that the *epipoles* $e_{Q_i}^j$ are the unique points satisfying

$$F_Q^{12}(e_{Q_1}^2, -) = F_Q^{12}(-, e_{Q_2}^1) = 0. \quad (1)$$

Theorem 5.9 ([\[10, Section 15.4\]](#)). *Let $F_Q^{12}, F_Q^{13}, F_Q^{23}$ be a triple of rank 2 bilinear forms, and let $e_{Q_i}^j$ be their epipoles. Then the triple is compatible if and only if the epipoles satisfy both*

$$F_Q^{12}(e_{Q_1}^3, e_{Q_2}^3) = F_Q^{13}(e_{Q_1}^2, e_{Q_3}^2) = F_Q^{23}(e_{Q_2}^1, e_{Q_3}^1) = 0 \quad (3)$$

and either

$$e_{Q_1}^2 \neq e_{Q_1}^3, \quad e_{Q_2}^1 \neq e_{Q_2}^3, \quad e_{Q_3}^1 \neq e_{Q_3}^2 \quad (4)$$

or

$$e_{Q_1}^2 = e_{Q_1}^3, \quad e_{Q_2}^1 = e_{Q_2}^3, \quad e_{Q_3}^1 = e_{Q_3}^2. \quad (5)$$

Conditions [\(4\)](#) and [\(5\)](#) correspond to the two cases where the camera centers q_1, q_2, q_3 are non-collinear and collinear, respectively.

Since we are working with quadrics in \mathbb{P}^3 , we want to translate these conditions on the fundamental forms, to conditions on the quadrics. The remainder of this subsection is used to give two results stating these conditions. We start with the collinear case, where [Equation \(5\)](#) is satisfied (clarification: this is NOT the case where the camera centers p_i are collinear, but the case where the camera centers q_i of the conjugate configuration are collinear).

Proposition 5.10 (Collinear case). *Let P_1, P_2, P_3 be a triple of cameras, and let $S_P^{12}, S_P^{13}, S_P^{23}$ be a triple of critical quadrics, each passing through two camera centers. Then the three quadrics come from a compatible triple of fundamental forms that satisfy [Equation \(5\)](#), if and only if there exist three lines l_1, l_2, l_3 satisfying:*

1. $p_i \in l_i$.

$$2. l_i \subseteq S_P^{ij} \cap S_P^{ik}.$$

$$3. l_i \text{ and } l_j \text{ form a permissible pair on } S_P^{ij}.$$

Proof. Let S_P^{ij} be three quadrics with three lines satisfying the conditions above. Since l_i and l_j form a permissible pair on S_P^{ij} , there exists (by [Proposition 4.6](#)) a bilinear form F_Q^{ij} of rank 2 such that $\widetilde{S_P^{ij}}$ is the pullback of F_Q^{ij} , and the lines l_i, l_j are the pullback of the epipoles of F_Q^{ij} (see [Remark 4.5](#)). By this construction the line l_i is the pullback of both the epipole $e_{Q_i}^j$ and the epipole $e_{Q_i}^k$. It follows that the two epipoles are equal. Hence, the epipoles satisfy [Equation \(5\)](#), and since [\(5\)](#) implies [\(3\)](#), $S_P^{12}, S_P^{13}, S_P^{23}$ is a compatible triple of quadrics.

For the converse, let $S_P^{12}, S_P^{13}, S_P^{23}$ be a compatible triple of critical quadrics. This means they are the strict transform of the pullback of a triple of fundamental forms satisfying the conditions in [Theorem 5.9](#), and [5](#) in particular. By [Theorem 4.4](#), each quadric contains a pair of permissible lines l , and by [\(5\)](#) the two lines passing through p_i have to coincide. This gives us 3 lines satisfying the three conditions. \square

Among other things, this shows that as long as the cameras are not in the position shown in [Figure 2](#), three copies of the same quadric form a compatible triple. For the remainder of the section, we assume that compatible triples of quadrics come from triples of bilinear forms that satisfy the non-collinear condition [\(4\)](#), rather than condition [\(5\)](#).

Theorem 5.11. *Let P_1, P_2, P_3 be a triple of cameras, and let $S_P^{12}, S_P^{13}, S_P^{23}$ be a triple of quadrics. Then this is a compatible triple of quadrics (in the non-collinear sense) if and only if there exist six lines $g_{P_i}^j$ such that:*

1. $g_{P_i}^j$ and $g_{P_j}^i$ form a permissible pair on S_P^{ij} (see [Definition 4.3](#)).
2. The intersection of the plane spanned by $g_{P_i}^j$ and $g_{P_i}^k$ with the plane spanned by $g_{P_j}^i$ and $g_{P_j}^k$ lies on S_P^{ij} .

Proof. (\Rightarrow): If the triple of quadrics is compatible, then their strict transform is the pullback of a compatible triple of rank 2 bilinear forms. The pullback of a rank 2 bilinear form will always give the strict transform of a quadric with two permissible lines, one through each camera center. Hence, the first part is satisfied.

Among the six permissible lines, there are 2 lines on each quadric, and 2 through each camera center. By [\(4\)](#), for each camera center, the two lines passing through it are distinct. Hence the two lines through each camera center p_i span a plane, which we denote by Π_i .

Let y be any point lying in the intersection of Π_i and Π_j . Recall [Remark 4.5](#) which tells us that $P_i(g_{P_i}^j) = e_{Q_i}^j$. We then have

$$\begin{aligned} P_i(y) &= \alpha e_{Q_i}^j + \beta e_{Q_i}^k, \\ P_j(y) &= \gamma e_{Q_j}^i + \delta e_{Q_j}^k. \end{aligned}$$

for some $[\alpha : \beta], [\gamma : \delta] \in \mathbb{P}^1$. Hence

$$\begin{aligned} S_P^{ij}(y) &= F_Q^{ij}(P_i(y), P_j(y)), \\ &= F_Q^{ij}(\alpha e_{Q_i}^j + \beta e_{Q_i}^k, \gamma e_{Q_j}^i + \delta e_{Q_j}^k), \\ &= F_Q^{ij}(\beta e_{Q_i}^k, \delta e_{Q_j}^k), \\ &= 0, \end{aligned}$$

(final equality follows from (3)) which proves that y lies on S_P^{ij} . Hence S_P^{ij} contains the whole intersection of Π_i, Π_j .

(\Leftarrow): For the converse, assume that the quadrics contain 6 lines satisfying the two conditions. Since 1. is satisfied, there exists a F_Q^{ij} such that S_P^{ij} is the pullback of F_Q^{ij} , and the lines $g_{P_i}^j$ and $g_{P_j}^i$ are the pullbacks of the epipoles of F_Q^{ij} (by Remark 4.5 and Proposition 4.6). Denote the plane spanned by $g_{P_i}^j$ and $g_{P_j}^i$ by Π_i .

Let x and y be the two points where $\Pi_i \cap \Pi_j$ intersects $g_{P_i}^k$ and $g_{P_j}^k$ respectively. If x and y are equal, we get

$$\begin{aligned} 0 &= S_P^{ij}(x), \\ &= F_Q^{ij}(P_i(x), P_j(y)), \\ &= F_Q^{ij}(e_{Q_i}^k, e_{Q_j}^k), \end{aligned}$$

proving that F_Q^{ij} satisfies (3). On the other hand, if they are different, they span a line lying in $\Pi_i \cap \Pi_j$, which in turn lies in S_P^{ij} . In other words:

$$\alpha x + \beta y \in S_P^{ij}$$

for all $[\alpha : \beta] \in \mathbb{P}^1$. Now

$$\begin{aligned} P_i(x) &= e_{Q_i}^k & P_j(x) &= \gamma' e_{Q_j}^i + \delta' e_{Q_j}^k \\ P_i(y) &= \gamma e_{Q_i}^j + \delta e_{Q_i}^k & P_j(y) &= e_{Q_j}^k \end{aligned}$$

for some $[\gamma : \delta], [\gamma' : \delta'] \in \mathbb{P}^1$, so

$$\begin{aligned} 0 &= S_P^{ij}(\alpha x + \beta y), \\ &= F_Q^{ij}(P_i(\alpha x + \beta y), P_j(\alpha x + \beta y)), \\ &= F_Q^{ij}(\alpha e_{Q_i}^k + \beta(\gamma e_{Q_i}^j + \delta e_{Q_i}^k), \alpha(\gamma' e_{Q_j}^i + \delta' e_{Q_j}^k) + \beta e_{Q_j}^k), \\ &= F_Q^{ij}((\alpha + \beta\delta)e_{Q_i}^k, (\alpha\delta' + \beta)e_{Q_j}^k), \\ &= (\alpha + \beta\delta)(\alpha\delta' + \beta)F_Q^{ij}(e_{Q_i}^k, e_{Q_j}^k). \end{aligned}$$

This holds for all $[\alpha : \beta] \in \mathbb{P}^1$. In particular, we can take $[\alpha : \beta]$ to be such that $(\alpha + \beta\delta)(\alpha\delta' + \beta) \neq 0$, proving that F_Q^{ij} satisfies (3). Hence, $S_P^{12}, S_P^{13}, S_P^{23}$ forms a compatible triple of quadrics in this case also. \square

5.2 Ambiguous components

Having dealt with the first issue, the fact that not all triples of quadrics provide three conjugate cameras Q_1, Q_2, Q_3 , we move on to the second issue, namely that

even if a configuration (P_1, P_2, P_3, X) lies in the intersection of three compatible, critical quadrics, it might not be a critical configuration.

As pointed out in [Proposition 3.3](#), the set of critical points is the intersection of the strict transform of three quadric and one or three cubic surfaces. Hence, there might be some points in the intersection $\widetilde{S}_P^{12} \cap \widetilde{S}_P^{13} \cap \widetilde{S}_P^{23}$ which are not critical.

Proposition 5.12. *Given two triples of cameras (P_1, P_2, P_3) and (Q_1, Q_2, Q_3) , and a point $x \in \widetilde{S}_P^{12} \cap \widetilde{S}_P^{13} \cap \widetilde{S}_P^{23}$. The three lines*

$$l_i = Q_i^{-1}(P_i(x))$$

either have a point in common or all lie in the same plane.

Proof. The strict transform \widetilde{S}_P^{ij} is exactly the collection of points x for which the two lines l_i and l_j intersect one another, so if $x \in \widetilde{S}_P^{12} \cap \widetilde{S}_P^{13} \cap \widetilde{S}_P^{23}$ each pair of lines l_i will intersect. This leaves two options, either the lines lie in a plane, or they have at least one point in common. \square

Definition 5.13. Given two triples of cameras, the intersection $\widetilde{S}_P^{12} \cap \widetilde{S}_P^{13} \cap \widetilde{S}_P^{23}$ consists of two components: the critical points, for which the three lines l_i intersect, and the *ambiguous component*, for which the three lines are coplanar.

Remark 5.14. The two components are not necessarily disjoint. In fact, when the camera centers p_i are collinear, the former is a subset of the latter.

Remark 5.15. The two components of $\widetilde{S}_P^{12} \cap \widetilde{S}_P^{13} \cap \widetilde{S}_P^{23}$ come from two components of $V(F_Q^{12}, F_Q^{13}, F_Q^{23})$. The critical points come from the multi-view variety, whereas the ambiguous component comes from a component which we also refer to as *ambiguous*, making no distinction between $\widetilde{\mathbb{P}^3}$ and $\mathbb{P}^2 \times \mathbb{P}^2 \times \mathbb{P}^2$.

The issue of these ambiguous components is well-known, and descriptions can be found in [\[10, Section 15.3\]](#), and, for a more reconstruction-oriented angle, in [\[9, Section 6\]](#). In this section, we recall a key result by Hartley and Kahl [\[9, Theorem 6.17\]](#), although approached from a more algebraic setting; we also provide a few additional results on the ambiguous component in the case where the cameras are collinear.

5.2.1 The non-collinear case

Let (Q_1, Q_2, Q_3) be three cameras whose camera centers are not collinear. Consider the ideal generated by the three fundamental forms:

$$I = (F_Q^{12}, F_Q^{13}, F_Q^{23}).$$

This is not the multi-view ideal, since it lacks the final trilinear form ([Proposition 5.6](#)), so $V(I)$ contains at least some points not lying in the multi-view variety.

Lemma 5.16. *When the three cameras are non-collinear, the multi-view variety is isomorphic to $\widetilde{\mathbb{P}^3}$, while the ambiguous component is isomorphic to $\mathbb{P}^1 \times \mathbb{P}^1 \times \mathbb{P}^1$. The latter is the product of the three lines we get when projecting the plane spanned by the camera centers q_1, q_2, q_3 onto each image.*

Proof. The first part is a restatement of [Lemma 3.2](#). As to the ambiguous component, it corresponds to the case where the three lines l_i all lie in the same plane. Since the line l_i passes through q_i , this only happens when the three lines lie in the plane spanned by the camera centers q_i . The family of triples of lines lying in that plane describes exactly the $\mathbb{P}^1 \times \mathbb{P}^1 \times \mathbb{P}^1$ above. \square

Adding the final trilinear form to the ideal removes the ambiguous component and leaves only the multi-view ideal.

So how does this affects the critical configurations? Let (P_1, P_2, P_3) be a triple of cameras, different from (Q_1, Q_2, Q_3) . The pullback (using $\widetilde{\phi_{\mathbf{P}}}$) of the multi-view ideal $\text{Im}(\widetilde{\phi_{\mathbf{Q}}})$ is the set of critical points. The pullback of $V(I)$ is the strict transform of the intersection of three quadrics. This intersection is the union of the critical points and the ambiguous component.

Lemma 5.17. *Let P_1, P_2, P_3 , and Q_1, Q_2, Q_3 be two triples of cameras, such that the camera centers q_i are not collinear. Then the ambiguous component on the P -side is the intersection of three planes, one through each camera center, where the plane through the i -th camera center is:*

$$\begin{aligned}\Pi_i &= \text{span}(g_{P_i}^j, g_{P_i}^k) \\ &= \text{span}(P_i^{-1}(e_{Q_i}^j), P_i^{-1}(e_{Q_i}^k)) \\ &= \text{span}(P_i^{-1}(Q_i(q_j)), P_i^{-1}(Q_i(q_k)))\end{aligned}$$

Proof. By [Lemma 5.16](#), the ambiguous component in $V(I)$ is a $\mathbb{P}^1 \times \mathbb{P}^1 \times \mathbb{P}^1$, the product of the three lines we get by projecting the plane spanned by q_1, q_2, q_3 onto each image. In the i -th image, this line is the line spanned by the two epipoles $e_{Q_i}^j$ and $e_{Q_i}^k$, whose pre-image is the plane spanned by the two lines $g_{P_i}^j$ and $g_{P_i}^k$ (recall [Remark 4.5](#)). Hence, the ambiguous component $\mathbb{P}^1 \times \mathbb{P}^1 \times \mathbb{P}^1$ pulls back to the intersection of three planes in \mathbb{P}^3 . \square

Lemma 5.18. *Let P_1, P_2, P_3 , and Q_1, Q_2, Q_3 be two triples of cameras, such that the camera centers q_i are not collinear. Then the ambiguous component on the P -side is either a point, a line, or a plane contained in $\widetilde{S_P^{12}} \cap \widetilde{S_P^{13}} \cap \widetilde{S_P^{23}}$.*

Proof. By [Lemma 5.17](#), the ambiguous component is the intersection of three planes, so it has to be either a point, a line, or a plane. Furthermore, this $\mathbb{P}^1 \times \mathbb{P}^1 \times \mathbb{P}^1$ is a component of $V(I)$, so its pullback is a component of the pullback of $V(I)$, which is the intersection $\widetilde{S_P^{12}} \cap \widetilde{S_P^{13}} \cap \widetilde{S_P^{23}}$. \square

Theorem 5.19 ([\[9, Theorem 6.17\]](#)). *Let P_1, P_2, P_3 be a triple of cameras, let $S_P^{12}, S_P^{13}, S_P^{23}$ be a compatible (in the non-collinear sense) triple of quadrics, and let X be the strict transform of their intersection. The compatible triple of quadrics comes with six permissible lines, spanning three planes. Let x be the intersection of these three planes. Then the cameras P_i along with the points in $\overline{X - x}$ constitute a critical configuration.*

Proof. Since the three quadrics S_P^{ij} are compatible, there exist three non-collinear cameras Q_1, Q_2, Q_3 giving rise to these quadrics. Now by [Lemma 5.18](#), this means that all of X , with the possible exception of a point, line, or plane, lies in the set of critical points. This point/line/plane is exactly the intersection of

the three planes spanned by the six lines. Hence the set $X - x$ lies in the set of critical points. By continuity, this is also the case for $\overline{X - x}$, meaning that the cameras P_i along with the points in $\overline{X - x}$ constitute a critical configuration. \square

Remark 5.20. In the case where x is a plane, it might happen that the configuration $(P_1, P_2, P_3, \overline{X - x})$ is not a maximal critical configuration, since there might be some points in the ambiguous component that also lie in the set of critical points, but do not lie in the closure of $X - x$ (see [Proposition 5.21](#)).

This theorem tells us all we need to classify the (non-collinear) critical configurations for three views. We need only check in what ways three compatible quadrics can intersect, and then remove the point/line/plane if needed. In particular, if the intersection $S_P^{12} \cap S_P^{13} \cap S_P^{23}$ does not contain a plane, a line, or any isolated points, the whole intersection is part of a critical configuration.

5.2.2 The collinear case

We now consider the other case, where (P_1, P_2, P_3) and (Q_1, Q_2, Q_3) are two triples of cameras, such that the camera centers q_1, q_2, q_3 lie on a line. In this case

$$V(I) = V(F_Q^{12}, F_Q^{13}, F_Q^{23}) \subset \mathbb{P}^2 \times \mathbb{P}^2 \times \mathbb{P}^2$$

still has the same components: the multi-view variety, and the ambiguous component. In this case, however, the latter is not a $\mathbb{P}^1 \times \mathbb{P}^1 \times \mathbb{P}^1$ but rather all of $V(I)$, containing the multi-view variety as a divisor. Indeed, whenever the three lines l_i intersect in a point, the three lines are also coplanar, since the camera centers q_i lie on a line.

Since the set of critical points is a subvariety, it is not enough to simply remove a point, line, or plane. It follows that [Theorem 5.19](#) does not hold in the case where the cameras on the other side are collinear. Unlike the non-collinear case, the permissible lines on the quadrics S_P^{ij} are not enough to determine the critical points. We do, however, have the following result, which holds for both the collinear and non-collinear cases:

Proposition 5.21. *The intersection of the multi-view variety with the ambiguous component forms a codimension 1 subvariety of the latter.*

Proof. In the family of triples of coplanar lines, requiring the third line to pass through the intersection of the first two is (generally) a linear constraint. Hence the triples of lines all having at least one point in common form a codimension 1 subvariety of this family. \square

Hence, the ambiguous component of $S_P^{12} \cap S_P^{13} \cap S_P^{23}$ contains a subvariety that lies in the set of critical points. This subvariety has codimension at most 1 (exactly 1 if we assume that the ambiguous component is not contained in the set of critical points).

6 Critical configurations for three views

We have now covered the two main obstacles preventing the two-view result from nicely generalizing to three views: that not all triples of quadrics are compatible,

and that even if they are, not all points on the intersection need to have a conjugate. We can now classify the critical configurations for three views. The goal of this section is to provide proof of [Theorem 1.1](#). Our approach will be to consider all possible intersections of three quadrics, and for each case check whether it exists as the intersection of a compatible triple and if so, remove any potential ambiguous components.

Remark 6.1. While the critical configurations for two views tend to have a finite number of conjugates, this is generally not the case for three views. In fact, the only critical configurations for three views that have a finite number of conjugates are the ones consisting of 7 or fewer points. The rest all have an infinite number of conjugates (although the dimension of the family of conjugates may vary). The proofs will usually revolve around constructing a single conjugate, but the choices made in the construction should make it clear that many conjugates exist when different choices are made.

6.1 Quadrics intersecting in a surface

In the two-view case, the points in a maximal critical configuration always form a surface. We begin by checking whether any such configurations remain critical in the three-view case. In particular, we want to examine whether there exist any critical configurations where the points form a surface. There are two ways three quadrics can intersect in a surface, either by all being equal or by all being reducible and sharing a common plane.

6.1.1 The smooth quadric/cone

We start with the case where the quadrics S_P^{ij} are all the same smooth quadric or cone (denoted simply S_P). In this case, it is impossible to find 6 lines satisfying the conditions in [Theorem 5.11](#), so one cannot find a non-collinear conjugate triple of cameras Q_1, Q_2, Q_3 such that \bar{S}_P is the pullback of all three fundamental forms F_Q^{ij} . However, as long as S_P is not one of the following configurations (illustrated in [Figure 2](#))

- S_P is smooth and there is a camera center such that the two lines passing through it, each pass through one other camera center.
- S_P is a cone and two cameras lie on the same line, but neither of the two lies at the vertex

then three copies of S_P form a compatible triple, coming from a triple of collinear cameras Q_i .

Proposition 6.2. *Let P_1, P_2, P_3 be three cameras, and let $S_P^{12}, S_P^{13}, S_P^{23}$ be a compatible triple of quadrics. If the three quadrics are all equal to the same irreducible quadric S_P , the set of critical points X is the strict transform of a rational curve of degree at most four passing through all camera centers. The conjugate configuration is the strict transform of a curve of one degree less, not passing through any camera centers (plus the line passing through the camera centers, if S_P is a cone).*

Remark 6.3. Note that the two cases in [Figure 2](#) are exactly the two where S_P does not contain a rational curve passing through all three camera centers

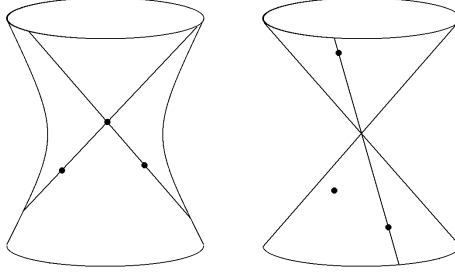


Figure 2: If the camera centers are positioned as shown, the three quadrics (all three equal) do not constitute a compatible triple.

Proof. Since the three cameras Q_i on the other side have to be collinear, our critical configuration does not consist of all the points on the strict transform of S_P . By [Proposition 5.21](#), the set of critical points forms some codimension 1 subvariety of S_P , in other words, a curve $C_P \subset S_P$.

The three cameras Q_i lie on a line, so by [Proposition 5.6](#), the ideal of their image in $\mathbb{P}^2 \times \mathbb{P}^2 \times \mathbb{P}^2$ is generated by three bilinear and three trilinear forms $(F_Q^{12}, F_Q^{13}, F_Q^{23}, T_1, T_2, T_3)$. The fundamental forms pull back to quadrics S_P^{ij} through two camera centers, while the trilinear forms pull back to cubic surfaces through all three camera centers. Hence the curve of critical points C_P is the intersection of S_P with three cubic surfaces, all containing the three camera centers. It follows that the curve C_P is of type (a, b, c_1, c_2) (recall [Proposition 4.12](#)) with $a, b \leq 3$ and $c_1, c_2 \geq 1$.

If we assume that the three cameras centers p_i are not collinear (by continuity, the argument holds even if they are), the three quadrics S_Q^{ij} on the other side cannot be the same quadric. It follows that the conjugate curve $C_Q \subset S_Q^{12} \cap S_Q^{13} \cap S_Q^{23}$ is of type (a', b', c'_1, c'_2) with $a', b' \leq 2$.

Furthermore, if S_P is smooth, the curve C_Q cannot pass through any of the three camera centers q_i , since this would imply that all three quadrics S_Q contain the line spanned by the camera centers, which (by [Proposition 4.8](#)) violates our condition that S_P is smooth.

On the other hand, if S_P is a cone, then the three quadrics S_Q^{ij} must (by [Proposition 4.8](#)) contain the line l_Q spanned by the camera centers. However, the whole line l_Q is conjugate to a single point, namely the vertex of S_P (by [Proposition 4.10](#)). So in the case where S_P is a cone, C_Q is the union of l_Q and some other curve.

This leaves only a finite number of options for what kind of curve C_P can be. Finally, the curves should satisfy the result in [Proposition 4.12](#): that if C_P is of type (a, b, c_1, c_2) , C_Q is of type $(a, a + b - c_1 - c_2, a - c_2, a - c_1)$. We can now check every possible type for C_P and remove all cases where a' or b' are either negative or greater than 2, and the cases where c'_i is negative.

This leaves only three options, listed in [Table 2](#).

Remark 6.4. This proves that any critical configuration where the three quadrics on one side coincide has to be one of the types in [Table 2](#). In [Section 6.2](#) we prove the converse, that any configuration of such type is critical. The general

Curve on S_P	Curve on S_Q
(1,3,1,1)	(1,2,0,0)
(1,2,1,1)	(1,1,0,0)
(1,1,1,1)	(1,0,0,0)

Table 2: Recall that a curve of type (a, b, c_1, c_2) intersects the family containing the permissible lines a times, the lines in the other family b times, and passes c_i times through the camera center p_i . Note that if S_P is a cone, then the curve on the other side will also include the line l_Q in addition to the component given here. \square

case is the rational quartic on one side, and a twisted cubic on the other, while the two other configurations appear as degenerates of this one.

6.1.2 Two planes

Proposition 6.5. *When the three quadrics S_P^{ij} are all equal to the same two planes, the set of critical points is the union of a plane and the strict transform of a conic passing through all three camera centers. Conversely, any configuration where the points lie on the union of a plane and the strict transform of a conic curve passing through the camera centers is a critical configuration. Its conjugate is of the same type (plane + conic curve).*

Proof. Let the three quadrics S_P^{ij} all be equal to the same two planes S_P , [Theorem 4.4](#) states that all three cameras need to lie in the same plane, with any number of them lying on the intersection of both. In this case, unlike the previous one, there exist six lines satisfying the conditions in [Theorem 5.11](#) as long as not all three cameras lie on the intersection of the two planes. An example is given in [Figure 3](#). Hence, the three cameras Q_i on the other side can be chosen to not be collinear.

Since the three cameras Q_i on the other side can be assumed to not be collinear, [Theorem 5.19](#) proves that the plane not containing all camera centers is part of the set of critical points. Furthermore, [Proposition 5.21](#) proves that there is a curve in the plane with the camera centers that is also part of this set. By [Proposition 5.6](#), the critical set is the intersection of the two planes with a cubic surface passing through the three camera centers, so the remaining curve is a conic passing through the three camera centers.

For the converse, we want to determine exactly which conic curve lies in the set of critical points. We already know that it passes through the three camera centers. Furthermore, the intersection of the two permissible lines $g_{P_i}^j$ and $g_{P_k}^j$ (denote it by a_j) must also lie in the set of critical points since it has a conjugate point, namely the camera center q_j . This gives us three more points through which the conic must pass, hence uniquely determining the conic. Usually, there is no conic passing through six given points, but Pascal's Theorem can be used to show that there is indeed a conic passing through the six points $p_1, p_2, p_3, a_1, a_2, a_3$.

Finally, for any conic through p_1, p_2, p_3 it is possible to choose the six lines $g_{P_i}^j$ in such a way that the three points a_i lie on the conic *and* each pair of lines

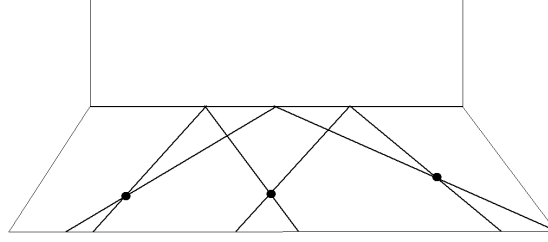


Figure 3: One example of six lines satisfying the conditions in [Theorem 5.11](#)

form a permissible pair. This can be done by picking a_1 to be any^[1] point on the conic and then taking a_2 to be the intersection of $g_{P_1}^2$ with the conic. Since we can get any conic by making the appropriate choice of permissible lines, this proves that any plane + conic configuration is critical. \square

6.1.3 Single plane

With this, there is only one way left that the three quadrics S_P^{ij} can intersect in a surface, namely if they are all reducible, and contain a common plane. In this case, the set of critical points is at most a plane plus a line. Hence, this is not a maximal critical configuration, as it is always a subconfiguration of the plane + conic configuration in [Proposition 6.5](#).

6.2 Quadrics intersecting in a curve

Having covered all the cases where the intersection is a surface, we move on to the case where the three quadrics intersect a curve. Curves that appear as the intersection of quadrics have at most bidegree (2,2). Moreover, any curve that lies on the union of a plane and a conic passing through the camera centers is critical by [Proposition 6.5](#), which further reduces the number of curves we need to check. We analyze all possible intersections starting with the ones of degree 4 and working our way down, or, in the case where the intersection is a reducible curve, sorted by the degree of the highest degree component.

For most curves, the main issue is to find a compatible (in the non-collinear sense) triple of quadrics containing it. The issue of having to remove a point, line, or plane (as per [Theorem 5.19](#)) is less relevant since the curves will usually not contain any such component. To find compatible triples of quadrics, the following lemmas are useful:

Lemma 6.6. *Let P_1, P_2, P_3 be a triple of cameras, and let $S_P^{12}, S_P^{13}, S_P^{23}$ be a triple of critical quadrics, each passing through two camera centers (indicated by the superscript). Then the three quadrics are compatible if*

- A) *The intersection of S_P^{ij} and S_P^{ik} does not contain a line passing through p_i .*
- B) *There exists a point x lying on all three quadrics, as well as three distinct lines l_{12}, l_{13}, l_{23} passing through x , satisfying*

^[1]not equal to a camera center and not lying in the intersection of the two planes

1. $l_{ij} \subset S_P^{ij}$.
2. $p_i \in \text{span}(l_{ij}, l_{ik})$.
3. $l_{ij} \notin \text{span}(l_{ik}, l_{jk})$.
4. $p_i, p_j \notin l_{ij}$.

Proof. Given three quadrics S_P^{ij} , assume there exists a point x and three lines l_{ij} satisfying the conditions in the lemma above. For each quadric S_P^{ij} , pick two lines $g_{P_i}^j$ and $g_{P_j}^i$ such that they both intersect l_{ij} , and form a permissible pair. The only case where such a choice is not possible is if the quadric S_P^{ij} contains the line spanned by p_i and p_j , and the line l_{ij} intersects this line, but this would violate either condition 2, 3 or 4.

This gives us six lines g_P , two on each quadric, and two through each camera center. Condition A) ensures that the two lines through each camera center are distinct, so they span a plane. By construction, the plane spanned by l_{ij} and l_{ik} is the same as the one spanned by $g_{P_i}^j$ and $g_{P_i}^k$. This means that the lines g_P satisfy the conditions in [Theorem 5.11](#). It follows that the three quadrics are compatible. \square

Lemma 6.7. *Let P_1, P_2, P_3 be a triple of cameras, and let $S_P^{12}, S_P^{13}, S_P^{23}$ be a triple of critical quadrics such that there exists a line L lying on all three quadrics, but not passing through the camera centers. And that the intersection of S_P^{ij} and S_P^{ik} does not contain a line passing through p_i and intersecting L . Then the quadrics form a compatible triple.*

Proof. On each quadric S_P^{ij} , take $g_{P_i}^j$ to be the line through p_i intersecting L . By the same arguments as above, this gives us 6 lines satisfying [Theorem 5.11](#). \square

Remark 6.8. In the two lemmas above, the lines l_{ij} and L all intersect the permissible lines, meaning they are of type $(1, 0, 0, 0)$ on their respective quadrics.

Remark 6.9. In the two lemmas above we have the condition that the intersection of two quadrics do not contain a line passing through their common camera center. This is to ensure that the two lines $g_{P_i}^j$ and $g_{P_i}^k$ span a plane, which is a necessary condition for the quadrics to be compatible (in the non-collinear sense). This is a weak condition, and in the following sections, whenever we apply either of the two lemmas above, the cases where two lines through a camera center coincide can easily be avoided, if such cases exist at all. To keep the arguments relatively short, the verification of this fact is left to the reader.

6.2.1 The elliptic quartic curve

We begin with the case where the three quadrics all lie in the same pencil, that is, where the intersection of all three is equal to the intersection of any two. In this case, the intersection is a (possibly reducible) curve of bidegree $(2, 2)$, passing through at least two of the camera centers.

Proposition 6.10. *Any configuration consisting of points and cameras all lying on the strict transform of an elliptic quartic curve is critical. Its conjugate is also the strict transform of an elliptic curve passing through all three camera centers.*

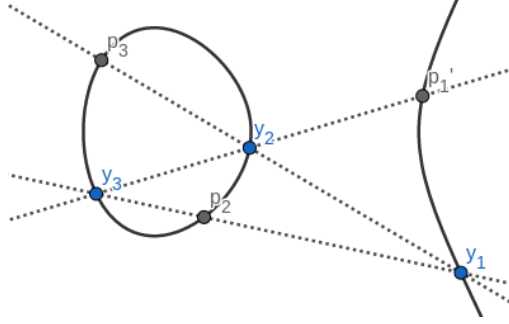


Figure 4: Given three points p'_1, p'_2, p'_3 on a smooth cubic plane curve, there exists three lines forming a triangle with vertices y_1, y_2, y_3 such that each line contains exactly one point.

Proof. An elliptic quartic curve is contained in a pencil of quadrics. This leaves 1 degree of freedom when choosing quadrics. In particular, for each line secant to the curve, there is a unique quadric in the pencil that contains this line.

Denote the quartic curve by C , and let x be a point on C not lying in the plane spanned by p_1, p_2, p_3 . Projecting from the point x , we get a smooth cubic curve C' in the plane, along with three distinct points p'_1, p'_2, p'_3 on the curve (the projection of the camera centers).

Assume there exist three real points y_1, y_2, y_3 on this curve, different from the p'_i , such that p'_i lies on the line $\overline{y_j y_k}$ for $i \neq j \neq k$ (see Figure 4).

The preimages of the three points y_i are three lines through x , secant to C . Denote the preimage of y_i by l_{jk} , and let S_P^{ij} be the unique quadric containing C and the secant l_{ij} . Then the point x along with the three lines l_{12}, l_{13}, l_{23} satisfy the conditions in Lemma 6.6, so the three quadrics $S_P^{12}, S_P^{13}, S_P^{23}$ constitute a compatible triple. Since the curve C is the intersection of three compatible quadrics, C along with the three cameras constitutes a critical configuration.

Now we need only prove that three such points y_i exist. Given the three points p'_i on C , define a map

$$f: C \rightarrow C$$

as follows: for each point a , the lines $\overline{p'_1 a}$ and $\overline{p'_2 a}$ intersect the cubic in two new points, which we denote by b_1 and b_2 respectively. The line $\overline{b_1 b_2}$ intersects C in a third point, let this point be $f(a)$ (see Figure 5). This construction yields a rational map that extends to a morphism by considering $\overline{p'_i a}$ to be the tangent line to C in p'_i if $a = p'_i$.

If there exists a point a such that $f(a) = p'_3$, we can take y_1, y_2, y_3 to be the points a, b_1, b_2 , since these satisfy the conditions above. The map f can be expressed as

$$f(a) = p'_1 + p'_2 + 2a$$

where “+” is the sum under the usual group law on an elliptic curve. The fiber over p'_3 consists of all points a satisfying

$$2a = p'_3 - p'_1 - p'_2 \tag{6}$$

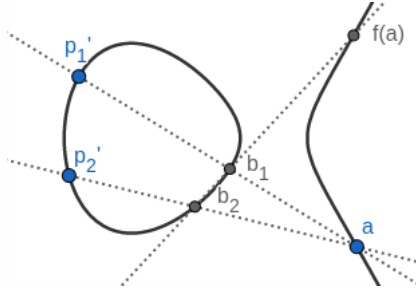


Figure 5: Illustration of the map f

Since a is determined up to 2-torsion, the map f is $4 : 1$, meaning there exists four suitable triples y_1, y_2, y_3 . Still, we need to show that at least one is real and satisfying $y_i \neq p'_j$.

First, the only case where we have no real solutions for (6) is if C' consists of two connected components, and the point $p'_3 - p'_1 - p'_2$ lies on the component not containing the origin (only in this case do no real tangents pass through $p'_3 - p'_1 - p'_2$). Since $p'_3 - p'_1 - p'_2$ lies on the component of C' that contains an odd number of cameras, we can ensure that there is a real solution by taking our projection center x to lie on whichever component of C that has an odd number of camera centers.

Second, given a solution to (6), we take

$$\begin{aligned} y_1 &= p'_2 - a, \\ y_2 &= p'_1 - a, \\ y_3 &= a, \end{aligned}$$

so the only way $y_i = p'_j$ is a solution is if $3p'_j - p'_i + p'_k = 0$. $y_i = p'_i$ is only a solution if $p'_i + p'_j + p'_k = 0$. There is a finite number of choices of x where this is the case, so we can again avoid the issue by picking an appropriate x .

Lastly, an elliptic quartic passing through all camera centers is of type $(2, 2, 1, 1)$, so by Proposition 4.12, its conjugate is also of type $(2, 2, 1, 1)$. \square

In the case where the elliptic quartic only passes through two of the camera centers, the curve is of type $(2, 2, 1, 0)$ on two of the quadrics and $(2, 2, 1, 1)$ on the last. If such a configuration was critical, the conjugate curve would have to be of type $(2, 3, 2, 1)$ on two of the quadrics and $(2, 2, 1, 1)$ on the last, which can not happen. Hence no such critical configuration can exist.

6.2.2 The twisted cubic

Having covered the case of the elliptic quartic, we move one degree lower, to the twisted cubic curve. Unlike the case with the elliptic quartic, we no longer require all camera centers to lie on the curve. We consider the possible configurations of cameras one by one.

Proposition 6.11. *Any configuration consisting of cameras and a set of points all lying on the strict transform of a twisted cubic is critical. The conjugate is the strict transform of a conic curve not passing through the camera centers.*

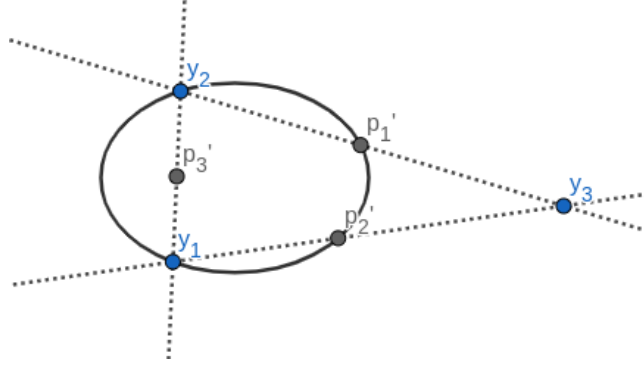


Figure 6: Given three points p'_1, p'_2, p'_3 , and a smooth conic curve passing through two of them, there exists a triangle with vertices y_1, y_2, y_3 such that each line contains exactly one point and the points y_1 and y_2 lie on the conic.

Proof. Given a twisted cubic, there is a three-dimensional family of quadrics containing it. This leaves us 2 degrees of freedom for each of the quadrics. In other words, for each line intersecting the curve, there is a unique quadric containing both the cubic and the line (unless the line is a secant, in which case a whole pencil of quadrics contains it).

Take a line L , secant to C , and not passing through the camera centers. There exists a pencil of quadrics containing both C and L . By Lemma 6.7, any three distinct quadrics in this pencil form a compatible triple of quadrics. The line L has bidegree $(1, 0)$ and is a secant to C , so it intersects C twice. It follows that the twisted cubic is of type $(1, 2, 1, 1)$, so the conjugate is of type $(1, 1, 0, 0)$, a conic not passing through the camera centers. \square

Proposition 6.12. *Any configuration consisting of points lying on the strict transform of a twisted cubic C and three (non-collinear) cameras, two of which lie on C , is critical. The conjugate is a curve of the same type.*

Proof. Denote the three camera centers by p_1, p_2, p_3 . We assume, without loss of generality, that the camera center not lying on the twisted cubic is p_3 .

Since we only want quadrics that contain C , this gives us 2 degrees of freedom for each of the quadrics. However, two of the quadrics, S_P^{13} and S_P^{23} , also need to contain p_3 , leaving us with only 1 degree of freedom.

Let x be a point on C not lying in the plane spanned by p_1, p_2, p_3 , and not lying on the secant line passing through p_3 . Projecting from the point x , we get a smooth conic curve C' in the plane, along with three distinct points p'_1, p'_2, p'_3 where p'_3 does not lie on the curve (illustrated in Figure 6).

We want to find three points y_i such that p'_i lies on $\overline{y_j y_k}$. Furthermore, since two of the quadrics only have 1 degree of freedom, we need y_1 and y_2 to lie on C' . Many choices satisfying this is possible, one for each line through p'_3 (one is illustrated in Figure 6). Again, the preimages of the three points y_i are three lines through x . Denote the preimage of y_i by l_{jk} , and let S_P^{ij} be the unique quadric containing C and the line l_{ij} (and in the case of S_P^{13} and S_P^{23} , also containing p_3).

Then the point x , along with the three lines l_{ij} satisfies the conditions in [Lemma 6.6](#), so the three quadrics $S_P^{12}, S_P^{13}, S_P^{23}$ constitute a compatible triple. Hence the configuration is critical.

By construction of the quadrics, the twisted cubic C is of type $(1, 2, 1, 0)$ on the quadrics S_P^{13} and S_P^{23} , while it is of type $(2, 1, 1, 1)$ on S_P^{12} . The conjugate configuration is of the same type, a twisted cubic passing through exactly two of the camera centers, of type $(1, 2, 1, 0)$ on two of the quadrics, and type $(2, 1, 1, 1)$ on the third. \square

If we take a twisted cubic passing through only one camera center, we end up with only 1 degree of freedom for two of the quadrics, and 0 for the last. Moreover, a twisted cubic not passing through any camera center fixes all three quadrics. With so few degrees of freedom, one can typically not find a compatible triple of quadrics, so neither of these configurations is critical—that is, unless the three camera centers happen to be collinear. To prove this, we first need the following (seemingly unrelated) lemma:

Lemma 6.13. *Let $C \in \mathbb{P}^3$ be a twisted cubic, let l be a line in \mathbb{P}^3 , not secant to C , and let p be a fixed point on l not lying on the twisted cubic. There exists a point $x \in C$ such that for every point $q \in l$, such that $q \neq p$ and $q \notin C$, the unique quadric surface containing C , p , and q , also contains the line \overline{xq} .*

Proof. Let s denote the unique secant line of C passing through p . The plane spanned by s and l intersects C in 3 points. Two of these points lie on s , the last one does not. We denote this one by x .

In the pencil of quadrics containing C and p , each quadric also contains the secant s . For any point q as above, the quadric containing C , p , and q , intersects the line \overline{xq} in three points, x , q , and a third point lying on s . Since it contains three points on \overline{xq} , it contains the whole line. \square

Proposition 6.14. *Any configuration consisting of points lying on a twisted cubic and three collinear cameras not lying on the twisted cubic is critical. The conjugate is a rational quartic curve containing the three camera centers.*

Proof. Let C denote the twisted cubic, and let p_i denote the camera centers.

Each quadric needs to contain C , as well as two camera centers, which means all three quadrics are fixed. However, we will show that even without any freedom to choose the quadrics, the triple is still compatible.

First, assume that the line L spanned by the camera centers does not intersect C . Let S_P^{ij} be the unique quadric containing C , p_i , and p_j . If S_P^{ij} is smooth there are two lines through p_i . One is a secant to C , the other line intersects C exactly once; denote the latter line by $g_{P_i}^j$. If S_P^{ij} is a cone, there is only one line through p_i , in this case, we take this one to be $g_{P_i}^j$. Repeating this process for each pair of cameras on each of the three quadrics, we get 6 lines, two on each quadric, and two through each camera center.

By [Lemma 6.13](#), the lines $g_{P_i}^k$ and $g_{P_j}^k$ intersect C at the same point, which we denote by x_k (see [Figure 7](#)). Furthermore, denote the plane spanned by $g_{P_i}^j$ and $g_{P_i}^k$ (the two lines through p_i) by Π_i .

The plane Π_1 intersects S_P^{12} in two lines. The first line is $g_{P_1}^2$, whereas the second is the unique line on S_P^{12} that is secant to C and passes through x_3 . Denote the second line by l_{12} . The plane Π_2 intersects S_P^{12} in two lines as well,

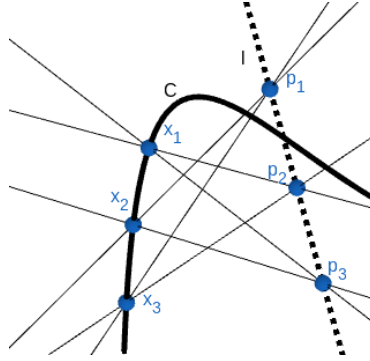


Figure 7: The twisted cubic C and the line l . The line $g_{p_i}^j$ is the line spanned by p_i and x_j .

the first being $g_{p_2}^1$, and the latter being l_{12} . Repeating this construction with the two other quadrics, we get two other lines l_{13} and l_{23} . The three lines l_{ij} along with their point of intersection x satisfy the conditions for [Lemma 6.6](#), so the quadrics $S_P^{12}, S_P^{13}, S_P^{23}$ do indeed form a compatible triple.

Since the twisted cubic is of type $(1, 2, 0, 0)$, its conjugate is of type $(1, 3, 1, 1)$, a rational quartic curve passing through all three camera centers.

In the beginning, we assumed that the line L containing the camera centers did not intersect C . There are two other possibilities, and in both cases, the configurations are still critical. If L intersects C but is not a secant, the camera centers on the rational curve on the other side lie on a line. If L is a secant to C , the rational quartic on the other side is singular. Furthermore, in the latter case, the maximal critical configuration does not only consist of the points on C , but also the points on L . \square

6.2.3 Curves of lower degree

We are now left with curves appearing as the intersection of quadrics where all components are of degree at most 2. Most of these are subsets of the “plane + conic” configuration, and hence critical, having conjugates that are of the same type (see [Proposition 6.5](#)). There are also some that do not appear as subsets of the “plane + conic” configuration, these are degeneration of the cases already discussed above, and can be proven to be critical using proofs similar to the non-degenerate cases, these are:

- Union of two conics containing the camera centers, not all camera centers on one conic (degenerate elliptic quartic)
- Union of conic and two intersecting lines containing the camera centers, one or two cameras lying on the conic (degenerate elliptic quartic)
- Union of four lines containing the camera centers, each line intersecting exactly two others (degenerate elliptic quartic)
- Union of conic and a line intersecting the conic once, camera centers either collinear or at least two lying in the union (degenerate twisted cubic)

- Union of three lines, one line intersecting the other two, camera centers either collinear or at least two lying on the lines (degenerate twisted cubic)

Moreover, among the configurations that *are* subsets of the “plane + conic” configuration, some also appear as the intersection of non-reducible quadrics, these have other conjugates that are not of the same type. For the sake of completeness, we give a summary of them here. No proof is given, but the reader can verify that the curves lie on the intersection of three compatible irreducible quadrics. This task should be fairly straightforward since there are many degrees of freedom for the quadrics when the curves are of a low degree.

1. Two intersecting lines on one side, and two disjoint lines on the other. The number of cameras lying on the two lines is equal on both sides.
2. Cameras lying on a conic curve. The conjugate is a line not passing through the camera centers.
3. Two lines not passing through the camera centers. This one has two conjugates, the first is three cameras lying on the union of 3 lines (one intersecting the other two). The second conjugate consists of points lying on the union of a conic and a line, and the cameras lying on the conic. This triple of conjugates is a degeneration of the “twisted cubic \leftrightarrow conic” configuration shown in [Proposition 6.11](#).

6.3 Quadrics intersecting in a finite number of points

Lastly, we have the case where three quadrics intersect in a finite number of points. This is the “general” case in the sense that with two general triples of cameras, the set of critical points on each side is finite. Indeed, on each side, we get a compatible triple of quadrics, whose intersection is 8 points (counted with multiplicity and including possible complex points), 7 of these points lie in the set of critical points, whereas the last one does not (recall [Lemma 5.18](#)).

Conversely: given a set of seven points X and three cameras P_i , when is (P_1, P_2, P_3, X) a critical configuration? Since 9 points are enough to fix a quadric, there is exactly one triple of quadrics such that each quadric contains the seven points and two of the camera centers. Now IF this triple of quadrics is compatible, it comes with six permissible lines, spanning three planes. The three planes intersect in one of the 8 points lying on the intersection of the three quadrics. The configuration (P_1, P_2, P_3, X) is critical if and only if the triple of quadrics is compatible *and* the three planes do not intersect in one of the points in X (by [Theorem 5.19](#)). We state this as a proposition:

Proposition 6.15. *Let P_1, P_2, P_3 be three cameras, and let $X \subset \mathbb{P}^3$ be a set consisting of seven points in general position. Let S_P^{ij} be the unique quadric containing X and the two camera centers p_i, p_j . Then (P_1, P_2, P_3, X) is critical if and only if the following two conditions are satisfied:*

1. $S_P^{12}, S_P^{13}, S_P^{23}$ is compatible.
2. The three planes spanned by the six permissible lines $g_{P_i}^j$ do not intersect in a point in X .

Remark 6.16. A sextuple of permissible lines $g_{P_i}^j$ only exists if the quadrics are compatible, so the first condition needs to be fulfilled for the second to make sense.

For the sake of completeness, we examine what happens if X does not consist of exactly 7 points. For 8 or more points, a configuration is critical if and only if it is a subconfiguration of one of the critical configurations mentioned earlier in the section, i.e. if the points lie on a critical curve or surface. For 6 or fewer points, the configuration is always critical [16], but not maximal, since any configuration is contained in a critical configuration consisting of at least 7 points. In particular, the generic 6-point configuration is contained in exactly 3 critical 7-point configurations.

The critical configurations for three views are summarized in Figure 8.

Acknowledgments

I would like to thank my two supervisors, Kristian Ranestad and Kathlén Kohn, for their help and guidance, for providing me with useful insights, and for their belief in my work. I thank the anonymous referee for a very thorough and helpful report. I would also like to thank the Norwegian National Security Authority for funding my project.

References

- [1] Sameer Agarwal, Andrew Pryhuber, and Rekha R. Thomas. Ideals of the multiview variety. *IEEE Transactions on Pattern Analysis and Machine Intelligence*, 43(4):1279–1292, 2021.
- [2] Marina Bertolini, Gian Mario Besana, Roberto Notari, and Cristina Turrini. Critical loci in computer vision and matrices dropping rank in codimension one. *Journal of Pure and Applied Algebra*, 224(12):106439, 2020.
- [3] Marina Bertolini and Cristina Turrini. Critical configurations for 1-view in projections from $\mathbb{P}^k \rightarrow \mathbb{P}^2$. *Journal of Mathematical Imaging and Vision*, 27:277–287, 04 2007.
- [4] Marina Bertolini, Cristina Turrini, and GianMario Besana. Instability of projective reconstruction of dynamic scenes near critical configurations. In *2007 IEEE 11th International Conference on Computer Vision*, pages 1–7, 2007.
- [5] Martin Bråtelund. Critical configurations for two projective views, a new approach, 2021.
- [6] Thomas Buchanan. The twisted cubic and camera calibration. *Computer Vision, Graphics, and Image Processing*, 42(1):130–132, 1988.
- [7] Thomas Buchanan. Critical sets for 3d reconstruction using lines. In G. Sandini, editor, *Computer Vision — ECCV’92*, pages 730–738, Berlin, Heidelberg, 1992. Springer Berlin Heidelberg.

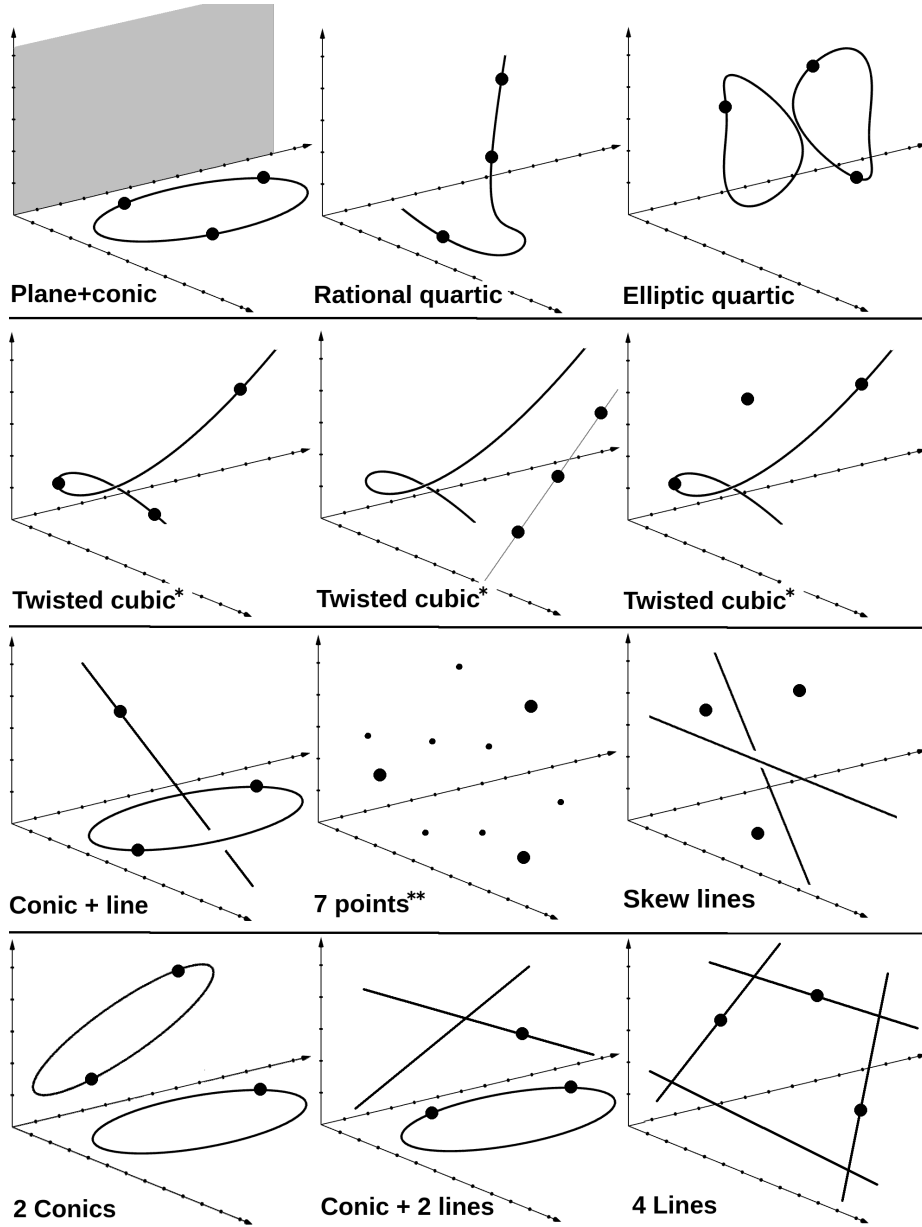


Figure 8: Some of the critical configurations for three views. The critical configurations not shown here are subconfigurations of these (like the 6-point-set).

(*) This includes the cases where the twisted cubic degenerates to the union of a conic and a line, or to three lines.

(**) The 7-point configuration is only critical if it satisfies the conditions in [Proposition 6.15](#).

- [8] Richard Hartley and Fredrik Kahl. Critical curves and surfaces for euclidean reconstruction. In Anders Heyden, Gunnar Sparr, Mads Nielsen, and Peter Johansen, editors, *Computer Vision — ECCV 2002*, pages 447–462, Berlin, Heidelberg, 2002. Springer Berlin Heidelberg.
- [9] Richard Hartley and Fredrik Kahl. Critical configurations for projective reconstruction from multiple views. *International Journal of Computer Vision*, 71(1):5 – 47, 01 2007.
- [10] Richard Hartley and Andrew Zisserman. *Multiple View Geometry in Computer Vision*. Cambridge University Press, 2 edition, 2004.
- [11] Richard I. Hartley. Ambiguous configurations for 3-view projective reconstruction. In *Computer Vision - ECCV 2000*, pages 922–935, Berlin, Heidelberg, 2000. Springer Berlin Heidelberg.
- [12] F. Kahl, R. Hartley, and K. Astrom. Critical configurations for n-view projective reconstruction. In *Proceedings of the 2001 IEEE Computer Society Conference on Computer Vision and Pattern Recognition. CVPR 2001*, volume 2, pages II–II, 2001.
- [13] J. Krames. Zur ermittlung eines objektes aus zwei perspektiven. (ein beitrag zur theorie der “gefährlichen örter”). *Monatshefte für Mathematik und Physik*, 49:327–354, 1941.
- [14] Q. T. Luong and O. D. Faugeras. A stability analysis of the fundamental matrix. In Jan-Olof Eklundh, editor, *Computer Vision — ECCV ’94*, pages 577–588, Berlin, Heidelberg, 1994. Springer Berlin Heidelberg.
- [15] S. Maybank. *Theory of Reconstruction from Image Motion*. Springer Series in Information Sciences. Springer Berlin Heidelberg, 1993.
- [16] Stephen J Maybank and Amnon Shashua. Ambiguity in reconstruction from images of six points. pages 703–708, 1998.