

Findings on Conversation Disentanglement

Rongxin Zhu, Jey Han Lau, Jianzhong Qi

School of Computing and Information System
The University of Melbourne

rongxinz1@student.unimelb.edu.au, {laujh, jianzhong.qi}@unimelb.edu.au

Abstract

Conversation disentanglement, the task to identify separate threads in conversations, is an important pre-processing step in multi-party conversational NLP applications such as conversational question answering and conversation summarization. Framing it as a utterance-to-utterance classification problem — i.e. given an utterance of interest (UOI), find which past utterance it replies to — we explore a number of transformer-based models and found that BERT in combination with handcrafted features remains a strong baseline. We then build a multi-task learning model that jointly learns utterance-to-utterance and utterance-to-thread classification. Observing that the ground truth label (past utterance) is in the top candidates when our model makes an error, we experiment with using bipartite graphs as a post-processing step to learn how to best match a set of UOIs to past utterances. Experiments on the Ubuntu IRC dataset show that this approach has the potential to outperform the conventional greedy approach of simply selecting the highest probability candidate for each UOI independently, indicating a promising future research direction.

1 Introduction

In public forums and chatrooms such as Reddit and Internet Relay Chat (IRC), there are often multiple conversations happening at the same time. Figure 1 shows two threads of conversation (blue and green) running in parallel. *Conversation disentanglement*, a task to identify separate threads among intertwined messages, is an essential preprocessing step for analysing entangled conversations in multi-party conversational applications such as question answering (Li et al., 2020) and response selection (Jia et al., 2020). It is also useful in constructing datasets for dialogue system studies (Lowe et al., 2015).

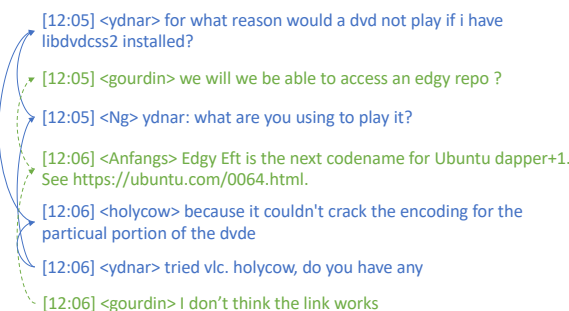


Figure 1: Ubuntu IRC chat log sample sorted by time. Each arrow represents a directed reply-to relation. The two conversation threads are shown in blue and green.

Previous studies address the conversation disentanglement task with two steps: *link prediction* and *clustering*. In link prediction, a confidence score is computed to predict a *reply-to* relation from an *utterance of interest* (UOI) to a past utterance (Elsner and Charniak, 2008; Zhu et al., 2020). In clustering, conversation threads are recovered based on the predicted confidence scores between utterance pairs. The most popular clustering method uses a greedy approach to group UOIs linked with their best past utterances to create the threads (Kummerfeld et al., 2019; Zhu et al., 2020).

In *link prediction*, the model that estimates the relevance between a pair of utterances plays an important role. To this end, we explore three transformer-based pretrained models: BERT (Devlin et al., 2019), ALBERT (Lan et al., 2019) and POLY-ENCODER (Humeau et al., 2019). These variants are selected by considering performance, memory consumption and speed. We found that BERT in combination with handcrafted features remains a strong baseline. Observing that utterances may be too short to contain sufficient information for disentanglement, we also build a multi-task learning model that learns to jointly link a UOI to a past utterance and a cluster of past utterances (i.e.

the conversation threads).

For *clustering*, we experiment with bipartite graph matching algorithms that consider how to best link a set of UOIs to their top candidates, thereby producing globally more optimal clusters. When the graph structure is known, we show that this approach substantially outperforms conventional greedy clustering method, although challenges remain on how to infer the graph structure.

To summarise:

- We study different transformer-based models for conversation disentanglement.
- We explore a multi-task conversation disentanglement framework that jointly learns utterance-to-utterance and utterance-to-thread classification.
- We experiment with bipartite graphs for clustering utterances and found a promising future direction.

2 Related Work

Conversation disentanglement methods can be classified into two categories: (1) two-step methods and (2) end-to-end methods.

In two-step methods, the first step is to measure the relations between utterance pairs, e.g., *reply-to* relations (Zhu et al., 2020; Kummerfeld et al., 2019) or *same thread* relations (Elsner and Charniak, 2008, 2010). Either feature-based models (Elsner and Charniak, 2008, 2010) or deep learning models (Kummerfeld et al., 2019; Zhu et al., 2020) are used. Afterwards a clustering algorithm is applied to recover separate threads using results from the first step. Elsner and Charniak (2008, 2010, 2011) use a greedy graph partition algorithm to assign an utterance u to the thread of u' which has the maximum relevance to u among candidates if the score is larger than a threshold. Kummerfeld et al. (2019); Zhu et al. (2020) use a greedy algorithm to recover threads following all reply-to relations independently identified for each utterance. Jiang et al. (2018) propose a graph connected component-based algorithm.

End-to-end methods construct threads incrementally by scanning through a chat log and either append the current utterance to an existing thread or create a new thread. Tan et al. (2019) use a hierarchical LSTM model to obtain utterance representation and thread representation. Liu et al.

Symbol	Meaning
U	A chat log with N utterances
T	A set of disjoint threads in U
\mathcal{T}	A thread in T
u_i	An utterance of interest
u	An utterance in a chat log
C_i	A candidate (parent) utterance pool for u_i
t_i	The token sequence of u_i with n_i tokens

Table 1: A summary of symbols/notations.

(2020) build a transition-based model that uses three LSTMs for utterance encoding, context encoding and thread state updating.

3 Notations and Task Definition

Given a chat log U with N utterances $\{u_1, u_2, \dots, u_N\}$ in chronological order, the goal of conversation disentanglement is to obtain a set of disjoint threads $T = \{\mathcal{T}^1, \mathcal{T}^2, \dots, \mathcal{T}^m\}$. Each thread \mathcal{T}^l contains a collection of topically-coherent utterances. Utterance u_i contains a list of n_i tokens $w_1^i, w_2^i, \dots, w_{n_i}^i$.

The task can be framed as a *reply-to relation identification* problem, where we aim to find the *parent utterance* for every $u_i \in U$ (Kummerfeld et al., 2019; Zhu et al., 2020), i.e., if an utterance u_i replies to a (past) utterance u_j , u_j is called the parent utterance of u_i . When all reply-to utterance pairs are identified, T can be recovered unambiguously by following the reply-to relations.

Henceforth we call the target utterance u_i an *utterance of interest* (UOI). We use $u_i \rightarrow u_j$ to represent the reply-to relation from u_i to u_j , where u_j is the parent utterance of u_i . The reply-to relation is asymmetric, i.e., $u_i \rightarrow u_j$ and $u_j \rightarrow u_i$ do not hold at the same time. We use a *candidate pool* C_i to denote the set of candidate utterances from which the parent utterance is selected from. Table 1 presents a summary of symbols/notations.

4 Dataset

We conduct experiments on the Ubuntu IRC dataset (Kummerfeld et al., 2019), which contains questions and answers about the Ubuntu system, as well as chit-chats from multiple participants. Table 2 shows the statistics in train, validation and test sets. The four columns are the number of chat logs, the number of annotated utterances, the number of threads and the average number of parents for each utterance.

Split	Chat Logs	Ann. Utt	Threads	Avg. parent
Train	153	67463	17327	1.03
Valid	10	2500	495	1.04
Test	10	5000	964	1.04

Table 2: Statistics of training, validation and testing split of the Ubuntu IRC dataset. ‘‘Ann. Utt’’ is the number of annotated utterances. ‘‘Avg. parent’’ is the average number of parents of an utterance.

5 Experiments

We start with studying pairwise models that take as input a pair of utterances and decide whether a reply-to relation exists (Section 5.1). Then, we add dialogue history information into consideration and study a multi-task learning model (Section 5.2) built upon the pairwise models. In Section 5.3, we further investigate a globally-optimal approach based on bipartite graph matching, considering the top parent candidates of multiple UOIs together to help resolve conflicts in the utterance matches.

5.1 Pairwise Models

To establish a baseline, we first study the effectiveness of pairwise models that measure the confidence of a reply-to relation between an UOI and each candidate utterance independently without considering any past context (e.g., dialogue history). To find the parent utterance for u_i , we compute the relevance score r_{ij} between u_i and each $u_j \in C_i$:

$$r_{ij} = f(u_i, u_j, \mathbf{v}_{ij}), \forall u_j \in C_i \quad (1)$$

where $f(\cdot)$ is the pairwise model and \mathbf{v}_{ij} represents additional information describing the relationship between u_i and u_j , such as manually defined features like time, user (name) mentions and word overlaps. We use transformer-based models to automatically capture more complex semantic relationships between utterances pairs, such as question-answer relation and coreference resolution which cannot be modeled by features very well.

Following Kummerfeld et al. (2019), we assume the parent utterance of a UOI to be within k_c history utterances in the chat log, and we solve a k_c -way multi-class classification problem where C_i contains exactly k_c utterances $[u_{i-k_c+1}, \dots, u_{i-1}, u_i]$. UOI u_i is included in C_i for detecting self-links, i.e., an utterance that starts a new thread. The train-

ing loss is:

$$L_r = - \sum_{i=1}^N \sum_{j=1}^{k_c} \mathbb{1}[y_i = j] \log p_{ij} \quad (2)$$

where $\mathbb{1}[y_i = j] = 1$ if $u_i \rightarrow u_j$ holds, and 0 otherwise; p_{ij} is the normalized probability after applying softmax over $\{r_{ij}\}_{u_j \in C_i}$.

5.1.1 Models

We study the empirical performance of the following pairwise models. See more details of the models in Appendix 8.

LASTMENTION: A baseline model that links a UOI u_i to the last utterance of the user directly mentioned by u_i . If u_i does not contain a user mention, we link it to the immediately preceding utterance, i.e., u_{i-1} .

GLOVE+MF: Following Kummerfeld et al. (2019), this is a feedforward neural network (FFN) that uses the max and mean Glove (Pennington et al., 2014) embeddings of a pair of utterances and some handcrafted features¹ including time difference between two utterances, direct user mention, word overlaps, etc.

MF: An FFN model that uses only the handcrafted features in GLOVE+MF. This model is designed to test the effectiveness of the handcrafted features.²

BERT (Devlin et al., 2019): A pretrained model based on transformer (Vaswani et al., 2017) fine-tuned on our task. We follow the standard setup for sentence pair scoring in BERT by concatenating UOI u_i and a candidate u_j delimited by [SEP].

BERT+MF: A BERT-based model that also incorporates the handcrafted features in GLOVE+MF.

BERT+TD: A BERT-based model that uses the time difference between two utterances as the only manual feature, as preliminary experiments found that this is the most important feature.

ALBERT (Lan et al., 2019): A parameter-efficient BERT variant fine-tuned on our task.

POLY-ENCODER (Humeau et al., 2019): A transformer-based model designed for fast training and inference by encoding query (UOI) and candidate separately.³ We use POLY-ENCODER

¹See a full feature list in Kummerfeld et al. (2019).

²Note that MF is different from the manual features model in Kummerfeld et al. (2019) which uses a linear model.

³It is worthwhile to note that POLY-ENCODER showed strong performance on a related task, next utterance selection, which aims to choose the correct future utterance, but with two key differences: (1) their UOI incorporates the dialogue history which provides more context; (2) they randomly sample

in two settings: POLY-BATCH where the labels of UOIs in a batch is used as the shared candidate pool to reduce computation overhead, and POLY-INLINE where each query has its own candidate pool similar to the other models.

5.1.2 Results

Evaluation Metrics We measure the model performance in three aspects: (1) the *link prediction* metrics measure the precision, recall and F1 scores of the predicted reply-to relations; (2) the *clustering* metrics include variation information (VI, (Meilă, 2007)), one-to-one Overlap (1-1, (Elsner and Charniak, 2008)) and exact match F1; these evaluate the quality of the recovered threads;⁴ and (3) the *ranking* metrics Recall@ k ($k = \{1, 5, 10\}$) assess whether the ground truth parent utterance u_j is among the top- k candidates.⁵

Dataset construction In training and validation, we set C_i to contain exactly one parent utterance of an UOI u_i . We observe that 98.5% of the UOIs in the training data reply to a parent utterance within the 50 latest utterances and so we set $k_c = 50$ (i.e., $|C_i| = 50$). We discard training samples that do not contain the parent utterance of an UOI under this setting (1.5% in the training data). If there are more than one parent utterances in C_i (2.5% in training data), we take the latest parent utterance of u_i as the target “label”.

We do not impose these requirements in testing and so do not manipulate the test data.

Model configuration We clip both UOI u_i and a candidate u_j to at most 60 tokens. $|v_{ij}|$ (manual feature dimension) = 77 in BERT+MF. In BERT+TD, $|v_{ij}| = 6$. The dimensionality of word embeddings in MF is 50. All BERT-based models use the “bert-base-uncased” pretrained model. The batch size for POLY-INLINE, BERT, BERT+TD and BERT+MF is 64.⁶ The batch sizes of POLY-BATCH and ALBERT are 96 and 256 respectively. We tune the batch size, the number of layers, and the hidden size in BERT+MF and BERT+TD according to recall@1 on the validation set.

negative examples to create the candidates, while we use k_c past utterances as candidates, which makes the next utterance selection task arguably an easier task.

⁴Exact Match F1 is calculated based on the number of recovered threads that perfectly match the ground truth ones (ignoring the ground truth threads with only one utterance).

⁵E.g., if u_j is in the top-5 candidates, recall@5 = 1.

⁶Actual batch size is 4 with a gradient accumulation of 16.

Results and discussions Table 3 shows that LASTMENTION is worse than all other models, indicating that direct user mentions are not sufficient for disentanglement. The manual features model (MF) has very strong results, outperforming transformer-based models (BERT, ALBERT and POLY-ENCODER) by a large margin, suggesting that the manual features are very effective.

The overall best model across all metrics is BERT+MF. Comparing BERT+MF to BERT, we see a large improvement when we incorporate the manual features. Interestingly though, most of the improvement appears to come from the time difference feature (BERT+MF vs. BERT+TD).

Looking at BERT and POLY-INLINE, we see that the attention between words in BERT is helpful to capture the semantics between utterance pairs better, because the only difference between them is that POLY-INLINE encodes two utterances separately first and uses additional attention layers to compute the final relevance score.

The performance gap between POLY-BATCH and POLY-INLINE shows that the *batch mode* (Humeau et al., 2019) strategy has a negative impact on the prediction accuracy. This is attributed to the difference in terms of training and testing behaviour, as at test time we predict links similar to the inline mode (using past k_c utterances as candidates).

The GPU memory consumption and speed of transformer-based models are shown in Table 4. POLY-BATCH is the most memory efficient and fastest model, suggesting that it is a competitive model in real-world applications where speed and efficiency is paramount.

5.2 Context Expansion by Thread Classification

The inherent limitation of the pairwise models is that they ignore the dialogue history of a candidate utterance. Intuitively, if the prior utterances from the same thread of candidate utterance u_j is known, it will provide more context when computing the relevance scores. However, the threads of candidate utterances have to be inferred, which could be noisy. Furthermore, the high GPU memory consumption of transformer-based models renders using a long dialogue history impractical.

To address the issues above, we propose a multi-task learning framework that (1) considers the dialogue history in a memory efficient manner and (2) does not introduce noise at test time.

Model	Link Prediction			Ranking			Clustering		
	Precision	Recall	F1	R@1	R@5	R@10	1-1	VI	F
Last Mention	37.1	35.7	36.4	-	-	-	21.4	60.5	4.0
GLOVE+MF	71.5	68.9	70.1	70.2	95.8	98.6	76.1	91.5	34.0
MF	71.1	68.5	69.8	70.2	94.0	97.3	75.0	91.3	31.5
POLY-BATCH	39.3	37.9	38.6	40.8	69.8	80.8	52.3	80.8	9.8
POLY-INLINE	42.2	40.7	41.4	42.8	70.8	81.3	62.0	84.4	13.6
ALBERT	46.1	44.4	45.3	46.8	77.3	88.4	68.6	87.9	22.4
BERT	48.2	46.4	47.3	48.8	75.4	84.7	74.3	89.3	26.3
BERT+TD	67.9	65.4	66.6	66.9	90.6	95.3	76.0	91.1	34.9
BERT+MF	73.9	71.3	72.6	73.9	95.8	98.6	77.0	92.0	40.9

Table 3: Results of pairwise models. *Ranking metrics* are not applicable to *Last Mention*. Best scores are **bold**.

Model	GPU Mem (GB)	Speed (ins/s)
BERT	18.7	9.4
ALBERT	14.6	9.4
POLY-INLINE	9.9	16.8
POLY-BATCH	5.1	36.4

Table 4: GPU memory consumption and speed of transformer-based models. GPU Mem (GB) shows the peak GPU memory consumption in GB during training. Speed (ins/s) is the number of instances processed per second during training. All experiments are conducted on a single NVIDIA V100 GPU (32G) with automatic mixed precision turned on and a batch size of 4.

Specifically, we maintain a candidate thread pool with k_t threads. A thread that contains multiple candidates would only be included once.

This alleviates some of the memory burden, not to mention that k_t is much smaller than $|C_i|$. For the second issue, we train a shared BERT model that does reply-to relation identification and thread classification jointly, and during training we use the ground truth threads but at test time we only perform reply-to relation identification, avoiding the use of potentially noisy (predicted) threads.

5.2.1 Model Architecture

The model consists of a shared BERT module and separate linear layers for reply-to relation identification and thread classification. As shown in Figure 2, given u_i , we compute its relevance score s_{ij}^r to every candidate utterances in utterance candidate pool C_i and relevance score s_{il}^t to every thread in thread candidate pool T_i^c . We aim to minimize the following loss function during model training:

$$L = - \left(\sum_{i=1}^N \sum_{j=1}^{k_c} \mathbb{1}(y_r = j) \log s_{ij}^r + \alpha \sum_{i=1}^N \sum_{l=1}^{k_t} \mathbb{1}(y_t = l) \log s_{il}^t \right) \quad (3)$$

where $\mathbb{1}(y_r = j)$ is 1 if u_j is the parent utterance of u_i , and 0 otherwise. Similarly, $\mathbb{1}(y_t = l)$ tests whether u_i belongs to thread T_l^c . Hyper-parameter α is used to balance the importance of the two loss components.

Relevance score computation We compute the utterance relevance score s_{ij}^r between UOI u_i and each candidate utterance $u_j \in C_i$ in the same way as the BERT model shown in Section 5.1.

For thread classification, we consider a pool containing k_t threads before u_i , including a special thread $\{u_i\}$ for the case where u_i starts a new thread. The score s_{il}^t between u_i and thread T_l is computed using the shared BERT, following the format used by Ghosal et al. (2020):

$$\begin{aligned} & [[\text{CLS}], w_1^1, \dots, w_{n_1}^1, w_1^2, \dots, w_{n_2}^2, w_1^k, \dots, w_{n_k}^k, \\ & [\text{SEP}], w_1^i, \dots, w_{n_i}^i [\text{SEP}]] \end{aligned}$$

where w_q^p is the q -th token of the p -th utterance in T_l , and w_m^i is the m -th token of u_i . We take the embedding of [CLS] and use another linear layer to compute the final score.

5.2.2 Results and Discussion

For reply-to relation identification, we use the same configuration described in Section 5.1.2. For thread classification, we consider $k_t = 10$ thread candidates. Each thread is represented by (at most) five latest utterances. The maximum number of tokens in T_l and t_i are 360 and 60, respectively. We train the model using Adamax optimizer with learning rate 5×10^{-5} and batch size 64. As before we use “bert-base-uncased” as the pretrained model.

As Table 5 shows, incorporating an additional thread classification loss (“MULTI ($\alpha = k$)” models) improves link prediction substantially compared to BERT, showing that the thread classification objective provides complementary information

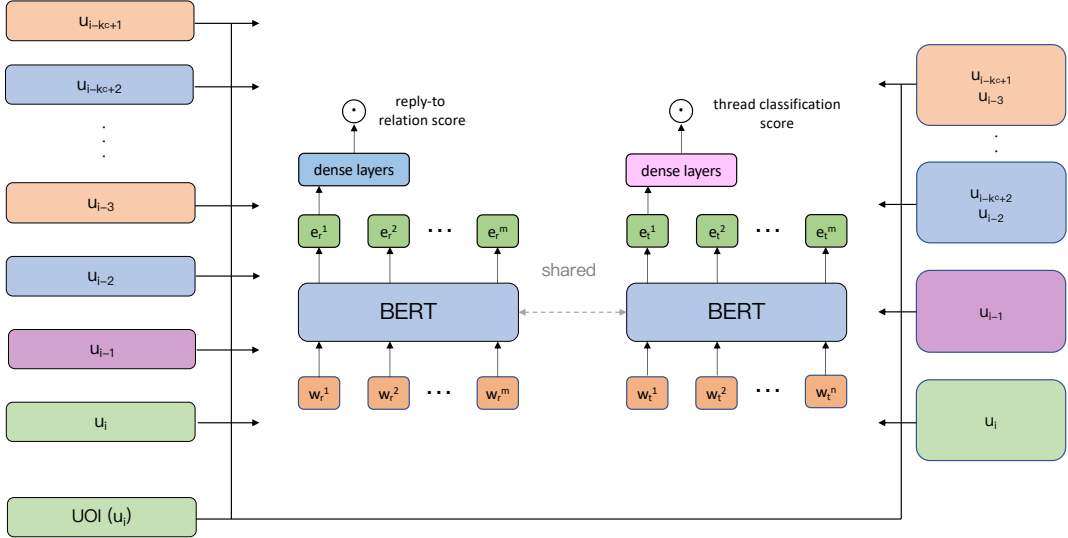


Figure 2: The architecture of the multi-task learning framework. On the left side, we use a BERT model with additional dense layers to calculate the relevance score between a UOI and each candidate utterance for reply-to relation identification. On the right side, we use the same BERT model but different dense layers on the top to calculate the relevance scores between the UOI and each candidate thread for thread classification.

Model	Link Prediction			Ranking			Clustering		
	Precision	Recall	F1	R@1	R@5	R@10	1-1	VI	F
BERT	48.2	46.4	47.3	48.8	75.4	84.7	74.3	89.3	26.3
BERT+MF	73.9	71.3	72.6	73.9	95.8	98.6	77.0	92.0	40.9
MULTI ($\alpha = 1$)	65.6	63.2	64.4	66.7	91.8	95.6	64.6	87.7	24.3
MULTI ($\alpha = 5$)	66.9	64.5	65.7	65.4	91.8	95.6	68.7	88.8	27.4
MULTI ($\alpha = 10$)	65.2	62.9	64.0	64.4	91.4	95.6	70.3	89.5	28.1
MULTI ($\alpha = 20$)	64.7	62.4	63.5	63.9	91.0	95.0	68.3	88.8	26.7
MULTI+MF ($\alpha = 1$)	72.8	70.2	71.5	71.9	94.0	96.4	76.3	91.8	36.1
MULTI+MF ($\alpha = 5$)	73.3	70.7	72.0	72.4	94.0	96.5	72.8	90.8	33.1
MULTI+MF ($\alpha = 10$)	72.2	69.6	70.8	70.4	93.4	96.4	71.8	90.2	29.9
MULTI+MF ($\alpha = 20$)	70.8	68.2	69.5	69.4	93.4	97.3	73.2	90.6	28.6

Table 5: Results of multi-task learning model.

to the reply-to relation identification task. Interestingly, when α increases from 5 to 10, both the link prediction and ranking metrics drop, suggesting that it is important not to over-emphasize thread classification, since it is not used at test time.

Adding thread classification when we have manual features (MULTI+MF vs. BERT+MF), however, does not seem to help, further reinforcing the effectiveness of these features in the dataset. That said, in situations/datasets where these manual features are not available, e.g. Movie Dialogue Dataset (Liu et al., 2020), our multi-task learning framework could be useful.

5.3 Bipartite Graph Matching for Conversation Disentanglement

After we have obtained the pairwise utterance relevance scores for every UOI, we need to link the candidate utterances with the UOIs to recover the threads. A greedy approach would use all reply-to relations that have been identified *independently* for each UOI to create the threads. As shown in Figure 3, the *reply-to* relations for u_{67} and u_{59} using greedy approach are $\{u_{67} \rightarrow u_{58}, u_{59} \rightarrow u_{58}\}$.

With such an approach, we observe that: (1) some candidates receive more responses than they should (based on ground truth labels); and (2) many UOIs choose the same candidate. Given the fact that over 95% of the UOIs’ parents are within

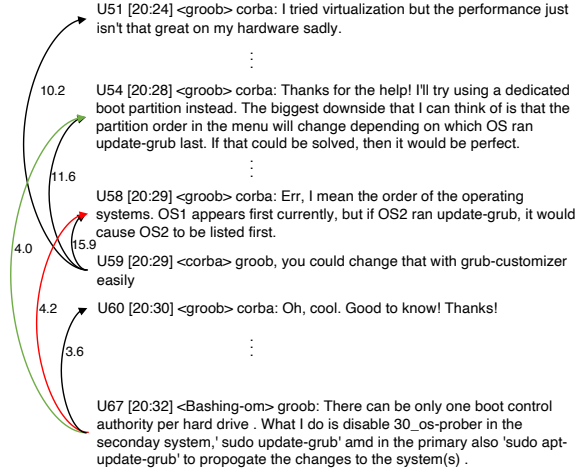


Figure 3: An example showing the difference between the greedy approach and the global decoding. Consider identifying the parent utterances of u_{59} and u_{67} . Each utterance contains ID (e.g., u_{51}), timestamp, user name and content. Both u_{59} and u_{67} have three candidates. The pairwise scores are labelled to the links, indicating the confidence of potential *reply-to* relations. The red link denotes the identified *reply-to* relation for u_{67} using the greedy approach, and the green link is the result of a global decoding algorithm.

the top-5 candidates in BERT+MF (R@5 in Table 3), we explore whether it is possible to get better matches if we constrain the maximum number of reply links each candidate receives and perform the linking of UOIs to their parent utterances together. In situations where a UOI u_i 's top-1 candidate utterance u_j has a relevant score that is just marginally higher than other candidates but u_j is a strong candidate utterance for other UOIs, we may want to link u_j with the other UOIs instead of u_i . Using Figure 3 as example, if u_{58} can only receive one response, then u_{67} should link to the second best candidate u_{54} as its parent instead of u_{58} .

Based on this intuition, we explore using bipartite algorithms that treat the identification of all reply-to relations within a chat log as a *maximum-weight matching* (Gerards, 1995) problem on a bipartite graph. Note that this step is a post-processing step that can be applied to technically any pairwise utterance scoring models.

5.3.1 Graph Construction

Given a chat log U , we build a bipartite graph $G = \langle V, E, W \rangle$ where V is the set of nodes, E is the set of edges, and W is the set of edge weights. Set V consists of two subsets V_l and V_r representing two disjoint subsets of nodes of a bipartite. Subset $V_l =$

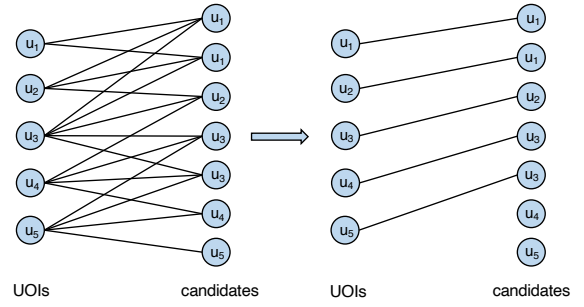


Figure 4: The left figure is an example bipartite graph built from a chat log with 5 UOIs. Each UOI u_i has $k_c = 3$ candidates $\{u_{i-2}, u_{i-1}, u_i\}$, except the first $k_c - 1$ UOIs (u_1 and u_2). Utterances u_1 and u_3 are duplicated twice because they receive 2 replies. The corresponding disentangled chat log is shown on the right figure with the following reply-to relations: $\{u_1 \rightarrow u_1, u_2 \rightarrow u_1, u_3 \rightarrow u_2, u_4 \rightarrow u_3, u_5 \rightarrow u_3\}$.

$\{v_i^l\}_{i=1}^N$ represents the set of UOIs, i.e., each node v_i^l corresponds to a UOI u_i . Subset V_r represents the set of candidate utterances. Note that some UOIs may be candidate utterances of other UOIs. Such an utterance will have both a node in V_l and a node in V_r .

Some utterances may receive more than one reply, i.e., multiple nodes in V_l may link to the same node in V_r . This violates the standard assumption of a bipartite matching problem, where every node in V_r will only be matched with at most one node in V_l . To address this issue, we duplicate nodes in V_r . Let $\delta(u_j)$ denotes the number of replies u_j receives, then u_j is represented by $\delta(u_j)$ nodes in V_r . Now $V_r = \bigcup_{j=1}^N S(u_j)$, where $S(u_j)$ is a set of duplicated nodes $\{v_{j,1}^r, v_{j,2}^r, \dots, v_{j,\delta(u_j)}^r\}$ for u_j .

Sets E and W are constructed based on the pairwise relevance scores obtained from the link prediction phase. Specifically, $E = \bigcup_{i=1}^N R(u_i)$ where $R(u_i)$ is the set of edges between u_i and all its k_c candidates: $\bigcup_{m=1}^{k_c} \{v_i^l, v_m^r\}_{v_m^r \in S(u_m)}$. For each UOI-candidate pair (u_i, u_j) , if $\delta(u_j) > 0$, a set of edges $\{v_i^l, v_{j,k}^r\}_{k=1}^{\delta(u_j)}$ are constructed, each with weight $w(i, j)$, which is the relevance score between u_i and u_j . An example bipartite graph is shown on the left side of Figure 4.

5.3.2 Integer Programming Formulation

Given the bipartite formulation above, we solve the conversation disentanglement problem as a maximum-weight bipartite matching problem, which is formulated as the following constrained

optimization problem:

$$\begin{aligned}
 & \max \sum_{\langle v_i, v_j \rangle \in E} x(i, j) \cdot w(i, j) \\
 \text{s.t.} & \\
 & \sum_{v_l \in \text{neighbors}(v_i)} x(i, l) = 1, \quad \forall v_i \in V_l \\
 & \sum_{v_p \in \text{neighbors}(v_j)} x(p, j) \leq 1, \quad \forall v_j \in V_r \\
 & x(i, j) \in \{0, 1\}
 \end{aligned} \tag{4}$$

Here, $\text{neighbors}(v_x)$ is the set of adjacent nodes of v_x (i.e., nodes directly connected to v_x) in G . For each edge in G , we have a variable $x(i, j)$, which takes value 1 if we include the edge $\langle v_i, v_j \rangle$ in the final matched bipartite, and 0 otherwise. Intuitively, we are choosing a subset of E to maximize the total weight of the chosen edges, given the constraints that (1) each node in set V_l is connected to exactly one edge (each UOI has exactly one parent); and (2) each node in V_r is connected to at most one edge.

5.3.3 Node Frequency Estimation in V_r

Since the number of replies received by an utterance u_j , i.e., $\delta(u_j)$, is unknown at test time, we estimate $\delta(u_j)$ for each candidate utterance u_j . We experiment with two different estimation strategies: heuristics method and regression model.

In the heuristics method, we estimate $\delta(u_j)$ based on the total relevance scores accumulated by u_j from all UOIs, using the following equation:

$$\begin{aligned}
 r_{ij}' &= \frac{\exp(r_{ij})}{\sum_{u_k \in C_i} \exp(r_{ik})} \\
 S_j &= \sum_i r_{ij}' \\
 \hat{\delta}(u_j) &= \text{RND}(\alpha S_j + \beta)
 \end{aligned}$$

where $\hat{\delta}(u_j)$ is the estimation, RND is the $\text{round}(\cdot)$ function, and α and β are scaling parameters.

In the regression model, we train an FFN to predict $\delta(u_j)$ using mean squared error as the training loss. The features are normalized scores of u_j from all UOIs, as well as the sum of those scores. We also include textual features using BERT (based on the [CLS] vector), denoted as BERT+FFN. We use the same RND function to obtain an integer from the prediction of the regression models.

	Precision	Recall	F1
Oracle	88.4	85.2	86.8
Rule-Based	73.7	70.9	72.3
FFN	73.8	71.0	72.3
BERT+FFN	72.9	70.3	71.5

Table 6: Link prediction results using bipartite matching. *Oracle* is a model that uses ground truth node frequencies for V_r .

5.3.4 Experiments and Discussion

We obtain the performance upper bound by solving the maximum weight bipartite matching problem using the ground truth node frequencies for all nodes in V_r . This approach is denoted as ‘‘Oracle’’ in Table 6. We found that when node frequencies are known, bipartite matching significantly outperforms the best greedy methods (F1 score 86.8 vs. 72.6 of BERT+MF in Table 3).

When using estimated node frequencies, the heuristics method and FFN achieve very similar results, and BERT+FFN is worse than both. Unfortunately, these results are all far from Oracle, and they are ultimately marginally worse than BERT+MF (72.6; Table 3). Overall, our results suggest that there is much potential of using bipartite matching for creating the threads, but that there is still work to be done to design a more effective method for estimating the node frequencies.

6 Conclusion

In this paper, we frame conversation disentanglement as a task to identify the past utterance(s) that each utterance of interest (UOI) replies to, and conduct various experiments to explore the task. We first experiment with transformer-based models, and found that BERT combined with manual features is still a strong baseline. Next we propose a multi-task learning model to incorporate dialogue history into BERT, and show that the method is effective especially when manual features are not available. Based on the observation that most utterances’ parents are in the top-ranked candidates when there are errors, we experiment with bipartite graph matching that matches a set of UOIs and candidates together to produce globally more optimal clusters. The algorithm has the potential to outperform standard greedy approach, indicating a promising future research direction.

7 Acknowledgement

We would like to thank the anonymous reviewers for their helpful comments.

References

- Jacob Devlin, Ming-Wei Chang, Kenton Lee, and Kristina Toutanova. 2019. [BERT: Pre-training of deep bidirectional transformers for language understanding](#). In *Proceedings of the 2019 Conference of the North American Chapter of the Association for Computational Linguistics: Human Language Technologies, Volume 1 (Long and Short Papers)*, pages 4171–4186, Minneapolis, Minnesota. Association for Computational Linguistics.
- Micha Elsner and Eugene Charniak. 2008. [You talking to me? a corpus and algorithm for conversation disentanglement](#). In *Proceedings of ACL-08: HLT*, pages 834–842, Columbus, Ohio. Association for Computational Linguistics.
- Micha Elsner and Eugene Charniak. 2010. [Disentangling chat](#). *Computational Linguistics*, 36(3):389–409.
- Micha Elsner and Eugene Charniak. 2011. [Disentangling chat with local coherence models](#). In *Proceedings of the 49th Annual Meeting of the Association for Computational Linguistics: Human Language Technologies*, pages 1179–1189, Portland, Oregon, USA. Association for Computational Linguistics.
- AMH Gerards. 1995. Matching. *Handbooks in operations research and management science*, 7:135–224.
- Deepanway Ghosal, Navonil Majumder, Rada Mihalcea, and Soujanya Poria. 2020. Utterance-level dialogue understanding: An empirical study. *arXiv preprint arXiv:2009.13902*.
- Samuel Humeau, Kurt Shuster, Marie-Anne Lachaux, and Jason Weston. 2019. Poly-encoders: Architectures and pre-training strategies for fast and accurate multi-sentence scoring. In *International Conference on Learning Representations*.
- Qi Jia, Yizhu Liu, Siyu Ren, Kenny Zhu, and Haifeng Tang. 2020. Multi-turn response selection using dialogue dependency relations. In *Proceedings of the 2020 Conference on Empirical Methods in Natural Language Processing (EMNLP)*, pages 1911–1920.
- Jyun-Yu Jiang, Francine Chen, Yan-Ying Chen, and Wei Wang. 2018. Learning to disentangle interleaved conversational threads with a siamese hierarchical network and similarity ranking. In *Proceedings of the 2018 Conference of the North American Chapter of the Association for Computational Linguistics: Human Language Technologies, Volume 1 (Long Papers)*, pages 1812–1822.
- Jonathan K. Kummerfeld, Sai R. Gouravajhala, Joseph J. Peper, Vignesh Athreya, Chulaka Gunasekara, Jatin Ganhotra, Siva Sankalp Patel, Lazaros C Polymenakos, and Walter Lasecki. 2019. [A large-scale corpus for conversation disentanglement](#). In *Proceedings of the 57th Annual Meeting of the Association for Computational Linguistics*, pages 3846–3856, Florence, Italy. Association for Computational Linguistics.
- Zhenzhong Lan, Mingda Chen, Sebastian Goodman, Kevin Gimpel, Piyush Sharma, and Radu Soricut. 2019. Albert: A lite bert for self-supervised learning of language representations. In *International Conference on Learning Representations*.
- Jiaqi Li, Ming Liu, Min-Yen Kan, Zihao Zheng, Zekun Wang, Wenqiang Lei, Ting Liu, and Bing Qin. 2020. [Molweni: A challenge multiparty dialogues-based machine reading comprehension dataset with discourse structure](#). In *Proceedings of the 28th International Conference on Computational Linguistics*, pages 2642–2652, Barcelona, Spain (Online). International Committee on Computational Linguistics.
- Hui Liu, Zhan Shi, Jia-Chen Gu, Quan Liu, Si Wei, and Xiaodan Zhu. 2020. End-to-end transition-based online dialogue disentanglement. In *IJCAI*, volume 20, pages 3868–3874.
- Ryan Lowe, Nissan Pow, Iulian Vlad Serban, and Joelle Pineau. 2015. The ubuntu dialogue corpus: A large dataset for research in unstructured multi-turn dialogue systems. In *Proceedings of the 16th Annual Meeting of the Special Interest Group on Discourse and Dialogue*, pages 285–294.
- Marina Meilă. 2007. Comparing clusterings—an information based distance. *Journal of multivariate analysis*, 98(5):873–895.
- Jeffrey Pennington, Richard Socher, and Christopher D Manning. 2014. Glove: Global vectors for word representation. In *Proceedings of the 2014 conference on empirical methods in natural language processing (EMNLP)*, pages 1532–1543.
- Ming Tan, Dakuo Wang, Yupeng Gao, Haoyu Wang, Saloni Potdar, Xiaoxiao Guo, Shiyu Chang, and Mo Yu. 2019. Context-aware conversation thread detection in multi-party chat. In *Proceedings of the 2019 Conference on Empirical Methods in Natural Language Processing and the 9th International Joint Conference on Natural Language Processing (EMNLP-IJCNLP)*, pages 6456–6461.
- Ashish Vaswani, Noam Shazeer, Niki Parmar, Jakob Uszkoreit, Llion Jones, Aidan N Gomez, Łukasz Kaiser, and Illia Polosukhin. 2017. Attention is all you need. In *Advances in neural information processing systems*, pages 5998–6008.
- Henghui Zhu, Feng Nan, Zhiguo Wang, Ramesh Nallapati, and Bing Xiang. 2020. Who did they respond to? conversation structure modeling using

masked hierarchical transformer. In *Proceedings of the AAAI Conference on Artificial Intelligence*, volume 34, pages 9741–9748.

8 Appendix

8.1 Models

BERT : The pairwise score is computed as follows:

$$\begin{aligned} [e_1, e_2, \dots, e_m] &= \text{BERT}(\text{concat}(t_i, t_j)) \\ e &= \text{agg}([e_1, e_2, \dots, e_m]) \\ r_{ij} &= \mathbf{W}e + \mathbf{b} \end{aligned} \quad (5)$$

Here, $\text{concat}(t_i, t_j)$ means to concatenate the two sub-word sequences t_i and t_j corresponding to u_i and u_j into a single sequence $[[\text{CLS}], w_1^i, \dots, w_{n_i}^i, [\text{SEP}], w_1^j, \dots, w_{n_j}^j, [\text{SEP}]]$, where $[\text{CLS}]$ is a special beginning token and $[\text{SEP}]$ is a separation token. Denote the number of tokens in this sequence by m . Then, $e_k \in \mathbb{R}^{d_{\text{BERT}}}$ is the encoded embedding of the k -th ($k \leq m$) token in t_{ij} . Following (Devlin et al., 2019), we use the encoded embedding of $[\text{CLS}]$ as the aggregated representation of u_i and u_j . Another linear layer is applied to obtain score $r_{ij} \in \mathbb{R}$ using learnable parameters $\mathbf{W} \in \mathbb{R}^{1 \times d_{\text{BERT}}}$ and $\mathbf{b} \in \mathbb{R}$.

8.2 BERT+MF

We obtain the encoded embedding of $[\text{CLS}]$ in the same way as BERT, denoted as e . Then, we compute the pairwise relevance score r_{ij} as follows:

$$\mathbf{h} = \mathbf{W}_e e + \mathbf{b}_e \quad (6)$$

$$\mathbf{z} = [\mathbf{h}; \mathbf{v}_{ij}] \quad (7)$$

$$\mathbf{o} = \text{softsign}(\mathbf{W}_z \mathbf{z} + \mathbf{b}_z) \quad (8)$$

$$\mathbf{x} = \text{softsign}(\mathbf{W}_o \mathbf{o} + \mathbf{b}_o) \quad (9)$$

$$r_{ij} = \text{sum}(\mathbf{x}) \quad (10)$$

where $\mathbf{W}_e \in \mathbb{R}^{d_{\text{mid}} \times d_{\text{BERT}}}$ and $\mathbf{b}_e \in \mathbb{R}^{d_{\text{mid}}}$ are parameters of a linear layer to reduce the dimensionality of the BERT output; $[\mathbf{h}; \mathbf{v}_{ij}]$ is the concatenation of \mathbf{h} and the pairwise vector of hand-crafted features $\mathbf{v}_{ij} \in \mathbb{R}^{d_f}$; $\mathbf{W}_z \in \mathbb{R}^{d_o \times d_z}$, $\mathbf{b}_z \in \mathbb{R}^{d_o}$, $\mathbf{W}_o \in \mathbb{R}^{d_x \times d_o}$ and $\mathbf{b}_o \in \mathbb{R}^{d_x}$ are parameters of two dense layers with the *softsign* activation function; $\text{sum}(\mathbf{x})$ represents the sum of values in vector \mathbf{x} .

In BERT+TD. The time difference feature between u_i and u_j is a 6-d vector:

$$[n', x_1, x_2, x_3, x_4, x_5]$$

where $n' = (i - j)/100$ representing the relative distance between two utterances in the candidate pool; x_1, \dots, x_5 are binary values indicating whether the time difference in minutes between u_i and u_j lies in the ranges of $[-1, 0)$, $[0, 1)$, $[1, 5)$, $[5, 60)$ and $(60, \infty)$ respectively.

8.3 Pairwise Models Settings

Model architecture and training We choose the best hyper-parameters according to the *ranking* performance Recall@1 on validation set. All models are evaluated every 0.2 epoch. We stop training if Recall@1 on validation set does not improve in three evaluations consecutively.

The final settings are as follows. In MF, we use a 2-layer FFN with *softsign* activation function. Both layers contain 512 hidden units. We train it using Adam optimizer with learning rate 0.001. For all transformer-based models (BERT, BERT+MF, ALBERT and POLY-ENCODER), we use Adamax optimizer with learning rate 5×10^{-5} , updating all parameters in training. We use automatic mixed precision to reduce GPU memory consumption provided by Pytorch⁷. All experiments are implemented in Parlai⁸.

8.4 BGMCD Set Up

Setup Both node frequency estimation and graph construction are based on the relevance scores from BERT+MF. In the rule-based method, we choose α in $\{0.9, 1, 1.1, 1.3, 1.5, 1.7, 1.9\}$ and β in $\{0.1, 0.2, 0.3, 0.4, 0.5\}$. The optimal values $\alpha = 1.3$ and $\beta = 0.2$ yield the best link prediction F1 on the validation set. The regression mode is a 2-layer fully connected neural network. Both layers contain 128 hidden units, with the ReLU activation function. We choose hidden layer size from $\{64, 128, 256\}$ and the number of layers from $\{2, 3\}$. We train the model using Adam optimizer with batch size 64. Hyper-parameters are chosen to minimize mean squared error on the validation set. The integer programming problem is solved using *pywraplp*⁹. We observe that sometimes the integer programming problem is infeasible due to underestimation of the frequencies of some nodes. We relax Equation 4 in experiments as follows to

⁷<https://pytorch.org/>

⁸<https://parlai.ai/>

⁹https://google.github.io/or-tools/python/ortools/linear_solver/pywraplp.html

avoid infeasibility:

$$\max \sum_{\langle v_i, v_j \rangle \in E} x(i, j) \cdot w(i, j)$$

s.t.

$$\sum_{v_l \in \text{neighbors}(v_i)} x(i, l) \leq 1, \quad \forall v_i \in V_l$$

$$\sum_{v_p \in \text{neighbors}(v_j)} x(p, j) \leq 1, \quad \forall v_j \in V_r$$

$$x(i, j) \in \{0, 1\}$$

(11)