

END-TO-END ALEXA DEVICE ARBITRATION

Jarred Barber^{1*}, Yifeng Fan^{2*†}, Tao Zhang¹

¹Amazon Alexa AI, USA

²University of Illinois, Urbana-Champaign, USA

ABSTRACT

We introduce a variant of the speaker localization problem, which we call *device arbitration*. In the device arbitration problem, a user utters a keyword that is detected by multiple distributed microphone arrays (smart home devices), and we want to determine which device was closest to the user. Rather than solving the full localization problem, we propose an end-to-end machine learning system. This system learns a feature embedding that is computed independently on each device. The embeddings from each device are then aggregated together to produce the final arbitration decision. We use a large-scale room simulation to generate training and evaluation data, and compare our system against a signal-processing baseline.

Index Terms— keyword-spotting, speech-recognition, source-localization

1. INTRODUCTION

A growing number of households own multiple smart speaker voice-assistant devices, such as Amazon Alexa or Google Home. These devices typically operate by listening for a specific wakeword (such as “Alexa” or “Hey Google”; also referred to as a *keyword* or *hotword*) to trigger processing user speech and generating responses. When multiple devices are present, they may all detect the same wakeword, creating ambiguity about which device is the correct one to service the user’s request. While there may be specific context relevant to the request (for example, a request to play a video should be serviced by a video-capable device), we focus on a heuristic where we want to choose the device that is physically closest to the user. We refer to this process as *device arbitration*.

This yields a concrete technical problem: given short segments of audio (containing the wakeword) recorded from a set of N (heterogeneous) microphone arrays, we want to determine which device is closest to the user. Furthermore, this must be done without any a priori knowledge of the spatial relationships between the devices or the acoustic environment that they are in. We also desire the system to be able to operate on resource-constrained edge devices with minimal latency.

This problem can be seen as a simplification of the source localization problem, which has been well-studied in the literature. When multiple microphones are present (most smart speakers have multiple microphones), time difference of arrival (TDOA) algorithms [1–3] can be used to estimate the range from the device to the speaker; however, these generally require physically large arrays to achieve the required accuracy for our problem. With the small footprints of consumer smart speakers, these methods become very sensitive to small errors in the TDOA estimates. TDOA *between* devices may work in principal, but introduces other complexities such as clock and data synchronization between devices, and a solution that avoids these is preferable.

Another class of signal processing methods are *energy-based methods* [4–6], which exploit the free-field relationship $E \propto 1/R^2$ between energy and range; when this holds, the closest device will have receive the maximum energy from the source. These methods face difficulties when applied to home smart speakers in reverberant rooms with high levels of noise and interference (such as TVs and air conditioners).

Most recently, deep learning methods have been applied to source localization; these attempt to directly regress the source location directly from features [7–11]. This problem is also related to the channel selection problem [12–14]; however, the physically closest device may not actually provide

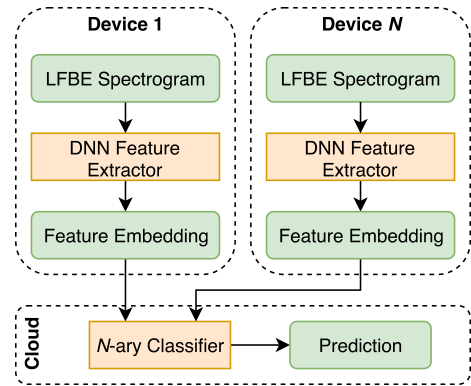


Fig. 1. The system architecture. We produce feature embeddings for each device, which are then fused in the cloud to produce a prediction. The entire system is trained end-to-end with simulated data.

*Equal contribution.

†Work performed while at Amazon Alexa AI.

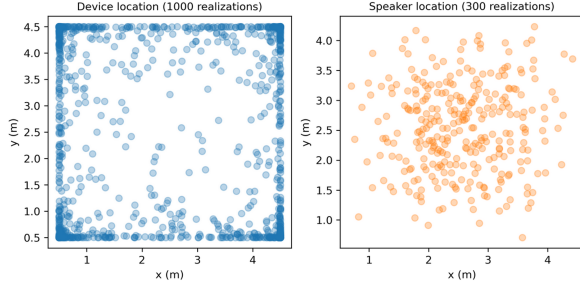


Fig. 3. Samples of devices and speakers in a single room. We constrain the devices and speakers to be at least 10cm from a wall.

we will refer to as the “Alexa” dataset). For the GSCv2, we used 2377 utterances of the “seven” keyword and the provided background audio (11 minutes). The internal audio consisted of 1000 recordings of the “Alexa” wakeword (male and female speakers, recorded in quiet but not perfectly anechoic conditions) as the speech audio. For the background audio, we used internally-collected recordings of ambient background noise (air conditioners, running water, etc.) as well as 30 hours of TV show and movie audio from Amazon Prime Video. For both source audio datasets, the speech segments were partitioned into train/val/test splits, and the background audio segments were divided into non-overlapping subsegments before being assigned to train/val/test splits. All audio is sampled at 16kHz.

To generate the audio data for each device, we sample speech and interference segments from the appropriate source audio dataset. These are then convolved with the speech and background RIRs computed by the room simulator before being mixed together. Lastly, the audio for each device has an independent timing jitter applied (Gaussian with $\sigma = 0.1s$) before being trimmed to a fixed length. The timing jitter mimics the lack of synchronization between devices.

3. METHOD

Our model consists of two components: a feature extractor, which runs on each device and produces a feature embedding, and a classifier, which runs in the cloud (or some other central hub) to compute the final prediction and make the arbitration decision (Figure 1).

As input data, we use a 2 second window of single-microphone audio; we assume that the wakeword speech is present somewhere in this window. Next, we convert this audio to log-filterbank energy (LFBE) features: we compute a spectrogram with a 25ms frame size and a 10ms frame skip, followed by mapping to 64 mel-frequency band energies in the logarithmic domain. This results in a 201×64 LFBE image that we feed to our network.

The feature extraction network consists of 5 convolution layers, followed by a single fully connected layer, with a total

Train Dataset	Test Dataset	Rel. error reduction
Alexa	Alexa	47.2%
	GSCv2	39.9%
GSCv2	GSCv2	49.4%
	Alexa	36.3%

Table 2. Arbitration relative error reduction of the end-to-end DNN over the baseline. We test each model on both test sets to get a sense of how sensitive the results are to the specific keywords.

of 132k parameters. This produces a 128 dimensional embedding, which is passed to the N -ary classifier. The N -ary classifier is designed to map N 128-dimensional embeddings to N output probabilities. If we denote the feature embedding from device j as \mathbf{z}_j , the network calculates the corresponding logit ℓ_j by:

$$\ell_j = g \left(\mathbf{z}_j, \sum_i \mathbf{z}_i \right) \quad (2)$$

where g is a two-layer fully connected neural network. The final network output is given by applying a softmax function to the vector of logits. This approach to fusing the embeddings of the other devices to make a permutation-equivariant scoring function is maximally generic (see Theorem 2 in [17]).

The feature extraction and N -ary classifier networks are simultaneously trained end-to-end using Adam and the standard cross-entropy loss, where ground truth is extracted from the scenario metadata.

4. EXPERIMENTS

4.1. Baseline

We use a simple energy-based method as a baseline. Denoting the microphone signal (assumed to contain the wakeword) from device k as \mathbf{x}_k , our decision rule becomes:

$$k_{\text{closest}} = \arg \max_k \|\mathbf{h}_{\text{bandpass}} * \mathbf{x}_k\|^2 \quad (3)$$

where $\mathbf{h}_{\text{bandpass}}$ is a bandpass filter that passes 1500Hz through 6500Hz. These parameters were chosen by optimizing accuracy over a validation set.

4.2. Experimental procedure

For each source audio dataset (GSCv2 and our Alexa dataset), we generate train/val/test sets of 50k/2k/10k scenarios, respectively; we used the same scenarios for each source audio dataset. We also generate a separate dataset (from the same distribution) of 10k *noise free* scenarios, which we used in an ablation to evaluate our baseline in ideal conditions. We train our end-to-end model on the training set for 30 epochs and take the model with the best validation accuracy. We then

compare the results against the baseline (Section 4.1) using 3 metrics: overall accuracy (probability of correctly identifying the closest device), Δ -accuracy, and ϵ -accuracy. We define these last two metrics next.

For a given scenario, let d_1 be the distance of the closest device to the user and d_2 be the distance of the *second* closest device to the user. Then we define Δ -accuracy to be the accuracy when the difference $d_2 - d_1$ is equal to Δ (where $\Delta \geq 0$ is a given parameter). This captures the idea that low- Δ scenarios are both harder (more ambiguous) and less impactful to the user’s experience - it is worse to fail in cases where Δ is large than when it is small.

Similarly, let d be the distance of the *chosen* device (e.g., the argmax of the classifier output) to the user. We define ϵ -accuracy, where $\epsilon \geq 0$, as:

$$\epsilon\text{-accuracy} \stackrel{\text{def}}{=} P(d - d_1 < \epsilon) \quad (4)$$

In other words, this is the probability of choosing a device that is ϵ -close to the optimal device. The case of $\epsilon = 0$ coincides with the normal accuracy metric. This metric is most useful with scenarios of 3 or more devices; for example, if the distance from each device to the user is 2.0m, 2.2m, and 6.0m, ϵ -accuracy will capture the idea that choosing the second device is better than choosing the third.

5. RESULTS

We present our results in terms of *relative error reduction* over the baseline. Given the accuracies acc_{bl} , acc_{dnn} of the baseline model and the DNN model, respectively, the relative error reduction is computed via:

$$\text{err}_{\text{rel}} = 1 - \frac{1 - \text{acc}_{\text{dnn}}}{1 - \text{acc}_{\text{bl}}} \quad (5)$$

Our main results on are shown in Table 2. Our end-to-end method substantially outperforms the baseline, even though the baseline method was tested in a noise free environment, and reduces classification error by 49% and 47% for the GSCv2 and Alexa datasets, respectively. We also test on the other dataset to get a sense of out-of-domain generalization (e.g., a completely different wakeword) and still see substantial improvement over baseline, although less than the in-domain case. Our model also exhibits relative performance improvements on both our Δ -accuracy (Figure 4) and ϵ -accuracy (Figure 5) metrics vs. the baseline for all values of Δ and ϵ .

We ran three additional ablations: First, we tried a non-end-to-end version of the model where we independently predicted the range to the speaker on each device, resulting in worse performance. This is expected, since predicting the absolute range should be harder than determining the closest device. Second, we experimented with using data from multiple microphones, with both LFBE features as well as complex

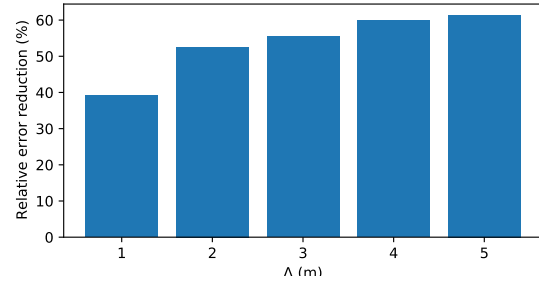


Fig. 4. Relative error reduction as a function of Δ , binned in 1m increments. Our model uniformly outperforms the baseline for all values of Δ .

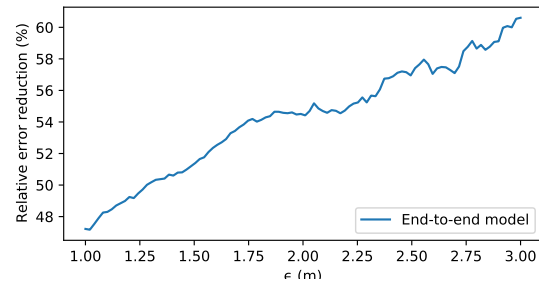


Fig. 5. Relative error reduction as a function of ϵ . Our model uniformly outperforms the baseline for all values of ϵ .

STFT and cross-correlations between channels. None of these resulted in better performance than single-mic LFBs. We conjecture that while phase information is critical for DOA estimation, it does not carry much information about range, at least for small arrays. Third, we looked at baseline performance on a noise-free dataset. We found only very small differences in accuracy ($\leq 1\%$), suggesting that room reverberation is the dominant source of baseline error.

6. CONCLUSION

In this paper, we have presented an end-to-end deep learning system for device arbitration among smart speakers. We use simulation to generate large datasets with spatial ground truth, which we use to generate training and evaluation data for our model. Our model shows substantial performance improvements over our signal-processing based baseline.

We have several directions for future work. One is to collect data in real-world acoustic environments (where spatial ground truth is known) to validate and possibly train our models. We are also exploring improving our room simulator to support multi-room environments as well as model speaker directivity [19]. Lastly, we are exploring self-supervised learning to fuse representations learned from real data with the high-fidelity ground truth that our simulations provide, with the goal of improving performance and generalization.

7. REFERENCES

- [1] J Abel and J Smith, “The spherical interpolation method for closed-form passive source localization using range difference measurements,” in *ICASSP’87. IEEE International Conference on Acoustics, Speech, and Signal Processing*. IEEE, 1987, vol. 12, pp. 471–474.
- [2] Yiteng Huang, Jacob Benesty, Gary W Elko, and Russell M Mersereau, “Real-time passive source localization: A practical linear-correction least-squares approach,” *IEEE transactions on Speech and Audio Processing*, vol. 9, no. 8, pp. 943–956, 2001.
- [3] Amir Beck, Petre Stoica, and Jian Li, “Exact and approximate solutions of source localization problems,” *IEEE Transactions on signal processing*, vol. 56, no. 5, pp. 1770–1778, 2008.
- [4] Xiaohong Sheng and Yu-Hen Hu, “Energy based acoustic source localization,” in *Information Processing in Sensor Networks*. Springer, 2003, pp. 285–300.
- [5] Chartchai Meesookho, Urbashi Mitra, and Shrikanth Narayanan, “On energy-based acoustic source localization for sensor networks,” *IEEE Transactions on Signal Processing*, vol. 56, no. 1, pp. 365–377, 2007.
- [6] Wei Meng and Wendong Xiao, “Energy-based acoustic source localization methods: a survey,” *Sensors*, vol. 17, no. 2, pp. 376, 2017.
- [7] Fabio Vesperini, Paolo Vecchiotti, Emanuele Principi, Stefano Squartini, and Francesco Piazza, “A neural network based algorithm for speaker localization in a multi-room environment,” in *2016 IEEE 26th International Workshop on Machine Learning for Signal Processing (MLSP)*. IEEE, 2016, pp. 1–6.
- [8] Eric L Ferguson, Stefan B Williams, and Craig T Jin, “Sound source localization in a multipath environment using convolutional neural networks,” in *2018 IEEE International Conference on Acoustics, Speech and Signal Processing (ICASSP)*. IEEE, 2018, pp. 2386–2390.
- [9] Sharath Adavanne, Archontis Politis, Joonas Nikunen, and Tuomas Virtanen, “Sound event localization and detection of overlapping sources using convolutional recurrent neural networks,” *IEEE Journal of Selected Topics in Signal Processing*, vol. 13, no. 1, pp. 34–48, 2018.
- [10] Soumitro Chakrabarty and Emanuël AP Habets, “Broadband doa estimation using convolutional neural networks trained with noise signals,” in *2017 IEEE Workshop on Applications of Signal Processing to Audio and Acoustics (WASPAA)*. IEEE, 2017, pp. 136–140.
- [11] Michela Ricciardi Celsi, Simone Scardapane, and Danilo Comminiello, “Quaternion neural networks for 3d sound source localization in reverberant environments,” in *2020 IEEE 30th International Workshop on Machine Learning for Signal Processing (MLSP)*, 2020, pp. 1–6.
- [12] Martin Wolf and Climent Nadeu, “Channel selection measures for multi-microphone speech recognition,” *Speech Communication*, vol. 57, pp. 170–180, 2014.
- [13] Samuele Cornell, Alessio Brutti, Marco Matassoni, and Stefano Squartini, “Learning to rank microphones for distant speech recognition,” 2021.
- [14] Israel Cohen, Baruch Berdugo, and Joseph Marash, “Real-time microphone selection in noisy reverberant environments for teleconferencing systems,” in *International Conference on Acoustics, Speech, and Signal Processing, ICASSP, volume Show and Tell. IEEE*, 2014.
- [15] Chanwoo Kim, Ananya Misra, Kean Chin, Thad Hughes, Arun Narayanan, Tara Sainath, and Michiel Bacchiani, “Generation of large-scale simulated utterances in virtual rooms to train deep-neural networks for far-field speech recognition in google home,” 2017.
- [16] Jont B Allen and David A Berkley, “Image method for efficiently simulating small-room acoustics,” *The Journal of the Acoustical Society of America*, vol. 65, no. 4, pp. 943–950, 1979.
- [17] Manzil Zaheer, Satwik Kottur, Siamak Ravanbakhsh, Barnabas Poczos, Ruslan Salakhutdinov, and Alexander Smola, “Deep sets,” *arXiv preprint arXiv:1703.06114*, 2017.
- [18] Pete Warden, “Speech commands: A dataset for limited-vocabulary speech recognition,” *arXiv preprint arXiv:1804.03209*, 2018.
- [19] Brian B Monson, Eric J Hunter, and Brad H Story, “Horizontal directivity of low-and high-frequency energy in speech and singing,” *The Journal of the Acoustical Society of America*, vol. 132, no. 1, pp. 433–441, 2012.
- [20] Xiong Xiao, Shengkui Zhao, Xionghu Zhong, Douglas L Jones, Eng Siong Chng, and Haizhou Li, “A learning-based approach to direction of arrival estimation in noisy and reverberant environments,” in *2015 IEEE International Conference on Acoustics, Speech and Signal Processing (ICASSP)*. IEEE, 2015, pp. 2814–2818.