


---

# EFFICIENT LABELING ALGORITHMS FOR ADJACENT QUADRATIC SHORTEST PATHS

---

A PREPRINT

 **João Vilela**

Departamento de Engenharia Industrial  
Pontifícia Universidade Católica do Rio de Janeiro  
jvilela@aluno.puc-rio.br

 **Bruno Fanzeres**

Departamento de Engenharia Industrial  
Pontifícia Universidade Católica do Rio de Janeiro  
bruno.santos@puc-rio.br

 **Rafael Martinelli**

Departamento de Engenharia Industrial  
Pontifícia Universidade Católica do Rio de Janeiro  
martinelli@puc-rio.br

 **Claudio Contardo**

UQAM School of Business,  
CIRRELT and GERAD  
claudio.contardo@gerad.ca

## ABSTRACT

In this article, we study the Adjacent Quadratic Shortest Path Problem (AQSP), which consists in finding the shortest path on a directed graph when its total weight component also includes the impact of consecutive arcs. We provide a formal description of the AQSP and propose an extension of Dijkstra’s algorithm (that we denote  $\text{aqD}$ ) for solving AQSPs in polynomial-time and provide a proof for its correctness under some mild assumptions. Furthermore, we introduce an adjacent quadratic  $A^*$  algorithm (that we denote  $\text{aqA}^*$ ) with a backward search for cost-to-go estimation to speed up the search. We assess the performance of both algorithms by comparing their relative performance with benchmark algorithms from the scientific literature and carry out a thorough collection of sensitivity analysis of the methods on a set of problem characteristics using randomly generated graphs. Numerical results suggest that: (i)  $\text{aqA}^*$  outperforms all other algorithms, with a performance being about 75 times faster than  $\text{aqD}$  and the fastest alternative; (ii) the proposed solution procedures do not lose efficiency when the magnitude of quadratic costs vary; (iii)  $\text{aqA}^*$  and  $\text{aqD}$  are fastest on random graph instances, compared with benchmark algorithms from scientific literature. We conclude the numerical experiments by presenting a stress test of the AQSP in the context of real grid graph instances, with sizes up to  $16 \times 10^6$  nodes,  $64 \times 10^6$  arcs, and  $10^9$  quadratic arcs.

**Keywords** Shortest Path Problem · Adjacent Quadratic Shortest Path Problem · Backward Cost-to-Go Estimation ·  $\alpha$ -Cycle · Spatial Routing

## 1 Introduction

Finding the least-weighted path between two vertices in a graph is a well-studied problem in computer science and has been deeply explored in the technical literature both from a methodological perspective (Pollack and Wiebenson, 1960; Ahuja et al., 1993; Madkour et al., 2017) as well as from an applied point of view (Duque et al., 2015; Hougardy et al., 2017; Furini et al., 2020; Ruß et al., 2021). This problem is usually referred to as the *Shortest Path Problem* (SPP) and aims at finding a path  $P$  on a weighted graph  $G = (V, A, c)$  that connects a source node  $s \in V$  with a target node  $t \in V$  of minimal total weight. Structurally, the SPP can be formulated as an integer programming problem with a linear objective function  $c^\top \mathbf{x}$ , where  $c \in \mathbb{R}^{|A|}$  represents an edges-wise weight vector and  $\mathbf{x} \in \{0, 1\}^{|A|}$  indicates a binary vector of arc selections, constrained to a network-flow-based feasible region, that builds up the shortest path (Taccari, 2016). Many procedures have been developed over the past decades to solve the SPP efficiently (e.g., Bellman-Ford (Bellman, 1958), Floyd-Warshall (Floyd, 1962), and  $A^*$  (Hart et al., 1968) algorithms), with the most well-known approach due to Dijkstra (Dijkstra, 1959).

Although the linear nature of SPPs can accommodate a large collection of problem structures, some applications demand more complex interactions and cost-impacts between edges within the path, as, for instance, the problems of establishing network protocols (Murakami and Kim, 1997), optimizing vehicle routing (Martinelli and Contardo, 2015), and identifying variance-constrained shortest paths (Sivakumar and Batta, 1994; Sen et al., 2001), all intrinsically following a quadratic order. In this context, the *Quadratic Shortest Path Problem* (QSPP) emerges as a powerful modeling tool to properly characterize a broader class of problems since it extends the standard SPP structure by identifying a path that jointly minimizes both the total path weight and the sum of interaction costs over distinct pairs of edges on the path. Formally, the QSPP can be stated over a weighted digraph  $G = (V, A, c, q)$  as a quadratic integer programming problem (Gill and Wong, 2015) with objective function defined as  $\mathbf{x}^\top \mathbf{q} \mathbf{x} + \mathbf{c}^\top \mathbf{x}$ , where  $\mathbf{q} \in \mathbb{R}^{|A|} \times \mathbb{R}^{|A|}$  is a square matrix that maps the weight impact of pair of arcs and  $(c, \mathbf{x})$  follows similarly to the SPP formulation (Rostami et al., 2015). In this work, we focus on a particular structure of QSPPs, referred to in technical literature as the *Adjacent Quadratic Shortest Path Problem* (AQSP), which follows the same quadratic structure, but in which the matrix  $\mathbf{q}$  only accounts for interactions among adjacent arcs.

The theory and applicability of QSPP/AQSP have been studied through the seminal work of Amaldi et al. (2011) and further extended by Rostami et al. (2015, 2018), Hu and Sotirov (2018b,a) and Buchheim and Traversi (2018). Amaldi et al. (2011) investigated the issues over complexity and approximability in problems that seek for optimum paths, tours, and flows under the so-called reload costs, defined as the cost incurred by the path when two adjacent arcs are of “different types”. Moreover, Buchheim and Traversi (2018) explores the more general framework of *Binary Quadratic Problems* (BQPs) and propose an exact algorithm for this class of optimization problems based on computing quadratic global underestimators and embedding the resulting lower bounds into branch-and-bound techniques. Rostami et al. (2015) provides an in-depth mathematical description of QSPPs and proposes an algorithm to solve AQSPs in polynomial-time based on a procedure that reduces the AQSP to an instance of the SPP by modifying the original graph. Furthermore, Hu and Sotirov (2018a) also characterize QSPPs mathematically and derive an algorithm that examines whether QSPP instances of directed grid graphs are “linearizable”. More precisely, the authors evaluate when a grid graph with quadratic cost can be transformed into a graph with linear costs. They also reviewed the developments presented by Rostami et al. in Rostami et al. (2015) and prove that, despite stated in Rostami et al. (2015), their algorithm does not find optimal solutions in polynomial time for general digraphs, but rather only for the particular case of acyclic digraphs.

Therefore, following this latter observation and technical issue, in this work, we study computationally efficient solution methods to solve AQSPs on a broader class of graphs, the ones that do not possess improving  $\alpha$ -cycles, defined as follows.

**Definition 1** An  $\alpha$ -cycle is a walk  $(u_1, \dots, u_n)$  in the underlying graph with  $n \geq 5$  such that  $u_2 = u_{n-1}$ . An  $\alpha$ -cycle is said to be improving if its total compounded weight is lower than that of the shorter sequence  $(u_1, u_2, u_n)$ .

Note that an improving  $\alpha$ -cycle may exist even without negative weights due to their quadratic nature. In Figure 1, we depict an  $\alpha$ -cycle of five nodes. The  $\alpha$ -cycle depicted in this figure would be improving if, for instance, one had a substantial quadratic weight impact for the sequence  $(1, 2, 5)$  and very low for all other ones. We argue that graphs with no improving  $\alpha$ -cycles are more general than acyclic ones since, by definition, the latter do not possess  $\alpha$ -cycles, but the opposite does not hold. These types of graphs are found in several practical applications, as, for instance, on graphs that represent spatial attributes (terrain, distance, slope, etc.), widely used on route-design problems (Wan et al., 2011; Ebrahimipour et al., 2009; Bärmann et al., 2015; Piveteau, 2017).

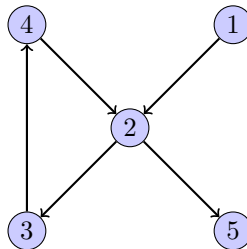


Figure 1: An  $\alpha$ -cycle of five nodes

This work aims to contribute to the scientific literature on AQSPs by designing an extension of Dijkstra’s algorithm (from now on referred to as aqD) to solve AQSP on graphs with no improving  $\alpha$ -cycles. More specifically, we demonstrate that our algorithm finds optimal walks (paths possibly with cycles) in the absence of negative weights and acyclic paths when the graph is free of improving  $\alpha$ -cycles. An acceleration to the algorithm is also proposed: an

adjacent quadratic  $A^*$  with a backward search for cost-to-go estimation (hereinafter referred to as  $\text{aqA}^*$ ). We perform a thorough computational campaign to analyze the proposed algorithms' performances. First, we measure the relative speed of  $\text{aqD}$  and  $\text{aqA}^*$  against the linearization-based algorithm designed in Rostami et al. (2015, 2018). Next, we analyze the sensitivity of our methods to variations in the quadratic weight levels. Then, we empirically evaluate the performance of our two algorithms on randomly generated graphs using the Erdős-Rényi (Erdős and Rényi, 1959; Bollobás, 2001) and Configuration Model (Newman, 2010) methods. The instances used for these computational tests range from  $6 \times 10^5$  to  $6.4 \times 10^7$  quadratic arcs. Finally, we stress the search process by increasing the graph sizes up to  $16 \times 10^6$  nodes,  $64 \times 10^6$  arcs, and  $10^9$  quadratic arcs.

The outline of this work is as follows. In the next section, we present the formal problem definition with a quadratic formulation for the AQSP. In Section 3, we introduce the extension of the classical Dijkstra's algorithm for the adjacent quadratic case and provide a proof for its correctness in the absence of improving  $\alpha$ -cycles. Section 4 extends the proposed solution procedure using a cost-to-go estimation to obtain an  $A^*$  algorithm. Section 5 describes how to speed up the algorithm even further by calculating the quadratic costs on the fly to handle vary-large scale AQSPs instances. In Section 6, we compare the proposed algorithms against benchmark approaches from scientific literature using different graph types. Finally, Section 7 concludes this work and points the avenues of future research.

## 2 Problem Definition

The AQSP is defined over a weighted digraph  $G = (V, A, \mathbf{c}, \mathbf{q})$ , where  $(V, A)$  denote the sets of nodes and arcs of the network, respectively,  $\mathbf{c} \in \mathbb{R}_+^{|A|}$  stands for the vector of linear costs, and  $\mathbf{q} \in \mathbb{R}_+^{|A| \times |A|}$  represents the respective matrix of quadratic costs, where we assume that  $q(a_1, a_2) = 0$  if  $h(a_1) \neq t(a_2)$ , where the functions  $t(\cdot)$  and  $h(\cdot)$  stand for the *head* and the *tail* of an arc, respectively. This assumption allows us to overload the notation and denote  $q(u, v, w)$  instead of  $q((u, v), (v, w))$  for every pair of consecutive arcs in  $A \times A$ . In addition to  $G$ , we are also given a source node  $s \in V$  and a target node  $t \in V \setminus \{s\}$ . For every node  $u \in V$  we denote  $\delta^+(u) = \{a \in A : t(a) = u\}$  and  $\delta^-(u) = \{a \in A : h(a) = u\}$ .

The AQSP can be formulated as a binary quadratic program (BQP), as presented in (1)–(3). We are given, for every arc  $a \in A$ , a binary variable  $x_a$  that takes the value 1 if  $a$  is part of the shortest path. The following BQP is valid for the AQSP:

$$\min_{\mathbf{x}} \sum_{a \in A} c(a)x_a + \sum_{(a,b) \in A \times A} q(a,b)x_ax_b \quad (1)$$

subject to

$$\sum_{a \in \delta^+(u)} x_a - \sum_{a \in \delta^-(u)} x_a = \begin{cases} 1 & u = s \\ -1 & u = t \\ 0 & u \in V \setminus \{s, t\} \end{cases} \quad u \in V \quad (2)$$

$$x_a \in \{0, 1\} \quad a \in A. \quad (3)$$

Note that the feasible region defined by (2)-(3) on the AQSP formulation is equivalent to the standard SPP (Taccari, 2016). Thus, all paths that are feasible for one of them, are also for the other. The main difference between the linear and the quadratic case comes from introducing the quadratic term  $q(a, b)x_ax_b$  in the objective function (1). Due to the total unimodularity characteristic of the constraint matrix, one may be tempted to drop the integrality constraints for the binary variables. However, note that unlike the linear case, an interior point may now be optimal in the AQSP, justifying the need for the integrality constraints (3) for the  $\mathbf{x}$ -variables.

It should be highlighted that using BQP techniques to solve the AQSP seems a reasonable approach and has already been explored in the scientific literature (Buchheim and Traversi, 2018; Caprara, 2008). However, we argue that as the size of the graph grows, using off-the-shelf solvers without exploiting the underlying shortest path structure of the problem may quickly become prohibitive. Memory issues that raise from building up a very heavy optimization problem can easily occur and prevent the solver from providing meaningful results. Additionally, the performance of BQP solvers in large instances can quickly deteriorate. These limitations motivate us to study this problem from an algorithmic perspective, to ultimately introduce two algorithms to solve AQSPs. Both algorithms are described in Sections 3 and 4.

### 3 Adjacent Quadratic Dijkstra

In this section, we describe a dynamic programming algorithm for the AQSP, referred to in this work as the *adjacent quadratic Dijkstra* (aqD). The algorithm is based on the concept of node labels and can adequately address adjacent costs.

#### 3.1 The Algorithm

The Adjacent Quadratic Dijkstra algorithm proposed in this work follows a similar structure to the standard Dijkstra's algorithm, but computing the shortest distances between the source and every possible arc in the network, as opposed to the standard Dijkstra solution method that computes the minimum costs between the source and every possible node in the network. More specifically, for a given source node  $s \in V$  and an arc  $a = (i, j) \in A$ , we define a  $s$ - $a$ -walk as a tuple  $(v_0, v_1, \dots, v_k)$  such that  $v_0 = s, v_{k-1} = i, v_k = j$ , and let us denote by  $D_a$  the cost of the best  $s$ - $a$ -walk. This notation allows computing adjacent costs when extending a walk that ends at arc  $a$ . We present a pseudo-code of the solution method in Algorithm 1.

---

#### Algorithm 1 Adjacent Quadratic Dijkstra

---

```

1: function aqDijkstra( $V, A, c, q, s$ ):
2:
3: Let  $D_a \leftarrow +\infty$  for every  $a \in A$ 
4: Let  $D_{(s,s)} \leftarrow 0, Q \leftarrow \{(s, s)\}$ 
5:
6: while  $Q \neq \emptyset$  do
7:   Let  $a = (i, j) \in \arg \min\{D_a : a \in Q\}$ 
8:   Set  $Q \leftarrow Q \setminus \{a\}$ 
9:   for each  $k$  in neighbors of  $j$  do
10:    if  $D_a + c_{jk} + q_{ijk} < D_{(j,k)}$  then
11:      Set  $D_{(j,k)} \leftarrow D_a + c_{jk} + q_{ijk}$ 
12:      Set  $Q \leftarrow Q \cup \{(j, k)\}$ 
13: return  $D$ 

```

---

The iteration over the arcs is controlled by a priority queue  $Q$ . Priority queues are abstract data types similar to stacks in which each element has a priority assigned to it. These queue structures are often used to speed up the search and are the standard on most implementations of Dijkstra's algorithm. The element with the highest priority is always positioned on top of the stack, forcing it to be the first to be removed. In this case, the labels with smallest accumulated costs should be prioritized since they indicate shorter paths and should be positioned on top of the stack. At each iteration, the arc  $a \in A$  with the smallest cumulative cost  $D_a$  is removed from  $Q$  and used as a reference to explore the neighboring nodes. Each neighbor  $k$  is then evaluated and its associated cumulative cost updated according to an update criterion. The algorithm stops when  $Q$  becomes empty.

The following results demonstrate the correctness of our method to compute optimal walks in the absence of negative costs and optimal acyclic paths if the graph is free of improving  $\alpha$ -cycles.

**Proposition 1** *If  $c, q \geq 0$ , the algorithm ends in a finite number of iterations and computes, for every arc  $a = (i, j) \in A$ , the cost of a minimum  $s$ - $a$ -walk.*

**Proof 1** *The number of iterations of the algorithm is governed by the times an arc  $a \in \arg \min\{D_a : a \in Q\}$  is selected at Line 7. We denote  $a_t$  the arc selected at this line at iteration  $t$  of the algorithm. Let us define  $R_0 = \emptyset$  and for every  $t \geq 1, R_t \leftarrow R_{t-1} \cup \{a_t\}$ . With these definitions, we have that  $a_1 = (s, s), R_1 = \{(s, s)\}$ .*

*We will first demonstrate that, for every  $t \geq 1, a_t \notin R_{t-1}$ . The first time an arc  $a_t = a^*$  is added to  $R_t$ , it satisfies  $D_{a^*} \leq D_a$  for every  $a \in Q$ . Since the components of  $c, q$  are non-negative by assumption, it follows that any extension of any walk can only increase its cost. By the time another walk is extended using the arc  $a^*$ , its cost can only be  $\geq D_{a^*}$ . This means the cost of  $D_{a^*}$  will never be updated, and therefore  $a^*$  will never enter the priority queue ( $Q$ ) again.*

*We will now prove that, at iteration  $t, D_{a_t}$  is the cost of the shortest  $s$ - $a_t$ -walk. The result is obviously true for  $t = 1$ . Let us assume by induction that the result holds for  $t$ , and let us assume by contradiction that there exists a walk  $w = (w_1 = s, \dots, w_{l-1} = i_{t+1}, w_l = j_{t+1})$  such that  $c(w) < D_{a_{t+1}}$ , where  $a_{t+1} = (i_{t+1}, j_{t+1})$ . Let  $k$*

be the first index in this walk such that  $(w_k, w_{k+1}) \notin R_t$  (this is well defined since  $a_{t+1}$  satisfies this property). Let  $pw_k = (w_1 = s, \dots, w_k)$  be the  $k$ -th prefix of walk  $w$ . Since the components of  $c, q$  are non-negative by assumption, it follows that  $c(pw_k) + c_{w_k w_{k+1}} + q_{w_{k-1} w_k w_{k+1}} \leq c(w)$ . Also, because  $(w_{k-1}, w_k) \in R_t$ , the induction hypothesis implies that  $D_{w_{k-1} w_k} \leq c(pw_k)$ . Now, because  $w_{k+1}$  is adjacent to  $(w_{k-1}, w_k)$  in  $w$ , it follows from the labeling algorithm that  $D_{w_k w_{k+1}} \leq D_{w_{k-1} w_k} + c_{w_k w_{k+1}} + q_{w_{k-1} w_k w_{k+1}}$ . Finally, because  $a_{t+1}$  was picked at iteration  $t+1$  of the algorithm and because  $(w_k, w_{k+1}) \notin R_t$ , it follows that  $D_{a_{t+1}} \leq D_{w_k w_{k+1}}$ . We put all these inequalities together to obtain:

$$\begin{aligned} D_{a_{t+1}} &\leq D_{w_k w_{k+1}} \\ &\leq D_{w_{k-1} w_k} + c_{w_k w_{k+1}} + q_{w_{k-1} w_k w_{k+1}} \\ &\leq c(pw_k) + c_{w_k w_{k+1}} + q_{w_{k-1} w_k w_{k+1}} \\ &\leq c(w) \\ &< D_{a_{t+1}}, \end{aligned}$$

which is obviously a contradiction, proving that  $D_{a_{t+1}}$  is the minimum cost among all  $s$ - $a_{t+1}$ -walks.  $\square$

**Proposition 2** *In the absence of improving  $\alpha$ -cycles,  $\min\{D_a : a \in \delta^-(t)\}$  as computed by Algorithm 1 corresponds to the minimum cost of a  $s$ - $t$ -path in  $G$ .*

**Proof 2** *Let us assume by contradiction that, for a given arc  $a = (u, t)$ ,  $D_a$  corresponds to the cost of a  $s$ - $a$ -walk with a cycle and that no  $s$ - $a$ -path exists with the same cost. This walk can be written as  $(w_i)_{i=1}^n$  with  $w_1 = s, w_{n-1} = u, w_n = t$  and  $(w_i, w_{i+1}) \in A$  for every  $i = 1 \dots n-1$ . If  $w_l = w_k$  for  $1 < l < k < n$ , one can replace the  $\alpha$ -cycle  $(w_i)_{i=l-1}^{k+1}$  by  $(w_{l-1}, w_l, w_{k+1})$  to obtain a walk with one less cycle, at the same cost or less (because the  $\alpha$ -cycle is non-improving). One can repeat this argument as many times as necessary to ultimately obtain a  $s$ - $a$ -path of the same cost or less, which contradicts our assumption. It follows that  $D_a$  corresponds to the cost of a  $s$ - $a$ -path.  $\square$*

These two results characterize a nice feature of our method. One does not need to incur into an expensive procedure to check for the existence of improving  $\alpha$ -cycles. Instead, one can check for the non-negativity of the graph weights and execute the aqD regardless of the existence of  $\alpha$ -cycles. One can *a posteriori* check for the existence of improving  $\alpha$ -cycles once the algorithm has computed an optimal  $s$ - $t$ -walk.

### 3.2 Complexity of aqD

The number of neighboring arcs that are inspected in Line 10 is bounded above by the number of quadratic arcs of the form  $(i, j, k)$  with  $((i, j), (j, k)) \in A \times A$ , that we denote  $|A_Q|$ . Removing the arc of highest priority from  $Q$  and rearranging its elements to maintain its structure can be done in  $\mathcal{O}(\log |A|)$  amortized time if the priority queue is implemented using a heap. The total number of iterations (governed by the main loop in Line 6 of the pseudo-code) is  $\mathcal{O}(|A|)$ . This leads to a total complexity of  $\mathcal{O}(|A| \log |A| + |A_Q|)$ . For dense graphs (those for which  $\mathcal{O}(|A_Q|) = \mathcal{O}(V^3)$  and  $\mathcal{O}(|A|) = \mathcal{O}(V^2)$ ), the time complexity is of  $\mathcal{O}(V^3)$ . On sparse graphs (those for which  $\mathcal{O}(|A|) = \mathcal{O}(|A_Q|) = \mathcal{O}(|V|)$ ), the time complexity is reduced to  $\mathcal{O}(|V| \log |V|)$ . For comparison, the standard Dijkstra's method for linear shortest paths runs in  $\mathcal{O}((|A| + |V|) \log |V|)$  time using a heap, which reduces to  $\mathcal{O}(|V|^2 \log |V|)$  for dense graphs, and to  $\mathcal{O}(|V| \log |V|)$  for sparse ones. Hence our algorithm shares the same worst-case complexity as the standard Dijkstra's method on sparse graphs, but is slower on dense graphs.

## 4 $A^*$ with backward search for cost-to-go estimation

In this section, we introduce a bidirectional labeling algorithm to increase the search speed. This scheme consists in solving the problem in two steps: (i) a backward search using a (linear) SPP, starting from the target node  $t \in V$ , to find cost-to-go estimates; (ii) a forward search for the original AQSPP, starting from the source node  $s \in V$ , but considering the cost-to-go estimates as lower bounds to guide the search. This approach is inspired by the work of Thomas et al. (2019), where the authors extend the seminal work of Hart et al. (1968) to develop a bidirectional search for resource-constrained shortest path problems. The idea is built upon Hart et al.'s demonstration that  $A^*$  only terminates with an optimal path when the estimates of the cost-to-go are actual lower bounds. In the context of this work, for the case of a quadratic shortest path search, linear estimators of the costs-to-go are actual lower bounds for the quadratic problem provided that the quadratic terms are reduced — or as in this case, ignored. The fundamental idea is that these linear estimations can be calculated through a backward search from the target node  $t \in V$  to all other nodes by solving the standard (linear) SPP.

Structurally, the algorithm starts with a backward search for the linear SPP where the quadratic costs are neglected. Starting from the sink node  $t \in V$ , one finds, for every node  $u \in V$ , the shortest distance from  $u$  to  $t$  using the linear costs  $c$ . We denote  $(B_u)_{u \in V}$  the costs computed using this procedure. Note that the algorithm not only is fast even for dense graphs (it relies on solving the standard SPP using Dijkstra’s method) but also occupies only linear space to store the information. Note that this method also provides an upper bound for the AQSP by evaluating the  $s$ - $t$ -path solution provided by considering the quadratic costs.

In the second step, we perform a forward search using the proposed aqD method but taking into account the cost-to-go estimators to guide the search. More specifically, for every arc  $a = (i, j) \in A$ ,  $D_a + B_j$  represents a lower bound on the cost that would be achieved by extending the current  $s$ - $a$ -walk to  $t \in V$ . These values are then used to select the next arc to process in the aqD method. By estimating the cost of arriving at  $t \in V$ , we can significantly reduce the size of the search tree and speed up the procedure. However, it is important to be aware that these estimates must always correspond to lower bounds on the costs-to-go to guarantee the correctness of the method.

The proposed method is presented on Algorithm 2.

---

**Algorithm 2** Adjacent Quadratic A\* with backward cost-to-go estimation

---

```

1: function aqA*(G,c,q,s,t):
2:
3: Let  $(B_u)_{u \in V} \leftarrow Dijkstra(G, c, t)$ 
4: Let  $D_a \leftarrow +\infty$  for every  $a \in A$ 
5: Let  $D_{(s,s)} \leftarrow 0$ ,  $Q \leftarrow \{(s, s)\}$ 
6:
7: while  $Q \neq \emptyset$  do
8:   Let  $a = (i, j) \in \arg \min\{D_a + B_j : a = (i, j) \in Q\}$ 
9:   Set  $Q \leftarrow Q \setminus \{a\}$ 
10:  for each  $k$  in neighbors of  $j$  do
11:    if  $D_a + c_{jk} + q_{ijk} < D_{(j,k)}$  then
12:      Set  $D_{(j,k)} \leftarrow D_a + c_{jk} + q_{ijk}$ 
13:      Set  $Q \leftarrow Q \cup \{(j, k)\}$ 
14: return  $D$ 

```

---

## 5 Solving very-large scale AQSPs in practice

On both proposed algorithms — aqD and aqA\* —, the adjacent quadratic cost matrix  $q$  are assumed to be pre-calculated and allocated on some existing data structure. Although having such information allocated in memory improves the search speed of the algorithm, it can become impractical as the problems increase in size. For instance, when dealing with very-large-scale road networks, the graphs can easily achieve dimensions of millions of nodes, tens of millions of arcs, and hundreds of millions of quadratic arcs. Thus, storing this information in memory becomes impractical.

In this section, we propose a follow-on improvement to aqD and aqA\*, which embeds the assessment of the adjacent quadratic costs within the algorithms (on the fly). This is possible whenever there exists a function  $\Gamma : V^3 \rightarrow R^+$  able to compute quadratic costs for every three indices  $(i, j, k)$ . We will refer to these modified algorithms as aqD+ and aqA\*+.

Several applications could benefit from this improvement and could build a function like  $\Gamma$ . The problem of spatially defining a route, for example, often requires path search on massive instances. Those problems usually use three-dimensional spatial data, which can be converted into extensive graphs used to define the routes. Additionally, attributes such as slope, angle, and others can be used as input for  $\Gamma$  due to their physical nature. Large infrastructure projects, such as highways, electric transmission lines, and gas pipelines rely on this framework.

## 6 Computational Experiments

In this section, we focus on evaluating the performance of the proposed algorithms, presenting results from a set of computational experiments. We explore random graph instances generated with two different methods and observe their effects on the search behavior. Then, we analyze the algorithms’ sensitivity to variations of the quadratic cost.

On the third test, we compare the algorithms’ performance on real grid instances with different sizes. Finally, the last experiment perform a stress test, where we increase instances sizes up to  $16 \times 10^6$  nodes,  $64 \times 10^6$  arcs, and  $10^9$  quadratic arcs.

The computational analyses evaluate the total search time required by the proposed algorithms against the method presented in Rostami et al. (2015) and reviewed in Hu and Sotirov (2018a) that solves AQSPs for directed acyclic graphs. This algorithm re-writes the original graph according to a linearization of adjacent quadratic costs. Thus, the optimal path can be found on an extended graph through standard SPP algorithms. We will refer to this benchmark as `Lin` in the following sections. The results from solving the BQP using off-the-shelf solvers are not presented due to the solver’s inability to handle even the smallest instance tested in our experiments.

## 6.1 Software and Machine Settings

The Julia programming language is used throughout this work. The package `Graphs.jl` (Fairbanks et al., 2021) is chosen to handle graph data structures, as it provides efficient data structures to handle graph objects and mature methods to solve shortest path problems. It should be highlighted that our implementation of the `aqD` algorithm is made on top of Dijkstra’s algorithm implementation provided by this package.

The R programming language was also used in this paper, mainly for Geographic Information System (GIS) purposes. The packages `rgdal` and `rgeos` were used for manipulation of geographical data that was further converted into the graphs used for the computational experiments and the application study. All source code used in this work is publicly available for further verification, validation, and improvements<sup>1</sup>. Finally, computational calculations were made on an Intel® Core i7-10700K 4.8GHz with 64 GB of RAM machine, using one single thread.

## 6.2 Random graphs

In the first experiment, we study the algorithms’ performance considering randomly generated graph instances. We aim to analyze with this experiment how does random graphs topology impacts the search process. The methods used to build the instances are known as Erdős-Rényi (Erdős and Rényi, 1959; Bollobás, 2001) and Configuration Model (Newman, 2010), which have been widely used in scientific literature. More specifically, the Erdős-Rényi methods defines a graph where the arcs are added between pairs of nodes according to a given probability  $p \in [0, 1]$ . The greater  $p$  is, greater is the number of arcs, thus the denser the graph is. For expository purposes, in this model, we define  $p$  as 0.8 to obtain highly connected instances and range the number of nodes  $|V| \in \{100, 150, 200, 250, 300, 350, 400\}$ . For each configuration  $(|V|, p)$ , 100 random instances are generated. Costs for arcs and quadratic arcs are also randomly generated using a standard Uniform distribution, i.e.,  $(q(i, j, k), c((i, j))) \sim Unif(0, 1)$ .

Figure 2 presents compiled results from this experiment, showcasing the minimum, average, and maximum search times for each algorithm and size tested. One can notice a clear variation in search time for each of the tested algorithms. Results for `aqA*` and `aqD` show reduced and similar search-times throughout the instances. This behavior can be explained by the high connectivity of the Erdős-Rényi instances considered in this experiment. Since  $p$  was set to 0.8, there is a high probability that the source node is close-connected to the target node, thus the shortest path contains only a few nodes. Consequently, the number of nodes needed to be visited becomes small, shortening the search process.

Furthermore, we highlight the difference in the search-time magnitude for the benchmark `Lin` approach, in comparison to `aqA*` and `aqD`. This difference is primarily due to the time spent building the linearized graph. Since the number of quadratic arcs is large, performing the linearization is very time-consuming and becomes a drawback to this approach.

The Configuration Model generates a random graph  $G$  from a given degree sequence  $\kappa = \{\kappa_i\}_{i=1}^{|V|}$ . A degree defines the number of connections a given node has, therefore, as  $\kappa$  increases, so does the number of arcs in  $G$ . To build the graph, the method randomly samples  $\kappa_i$  nodes from  $G$  and connects them to node  $i \in V$ . For this model, we fix the nodes’ degrees to 8 and vary the number of nodes  $|V| \in \{150 \times 10^3, 200 \times 10^3, 250 \times 10^3, 300 \times 10^3\}$ . Similarly, 100 random instances are generated with  $c((i, j))$  and  $q(i, j, k)$  drawn from an  $Unif(0, 1)$ . Results from the Configuration Model, presented in Figure 3, suggest that the speed ups remain nearly constant, with our method `aqA*` performing around 32 times faster on average than `Lin`. Additionally, `aqD` is about 5 times faster than `Lin`.

Furthermore, the presented results indicate that the `aqA*` exhibits less variance than `aqD`, resulting in a more consistent and predictable search time for instances generated with the Configuration Model. These results reaffirm the role of the backward step on providing reasonable cost-to-go estimates and consistently speeding up the search process.

<sup>1</sup>The code will be made publicly available as a GitHub repository upon acceptance

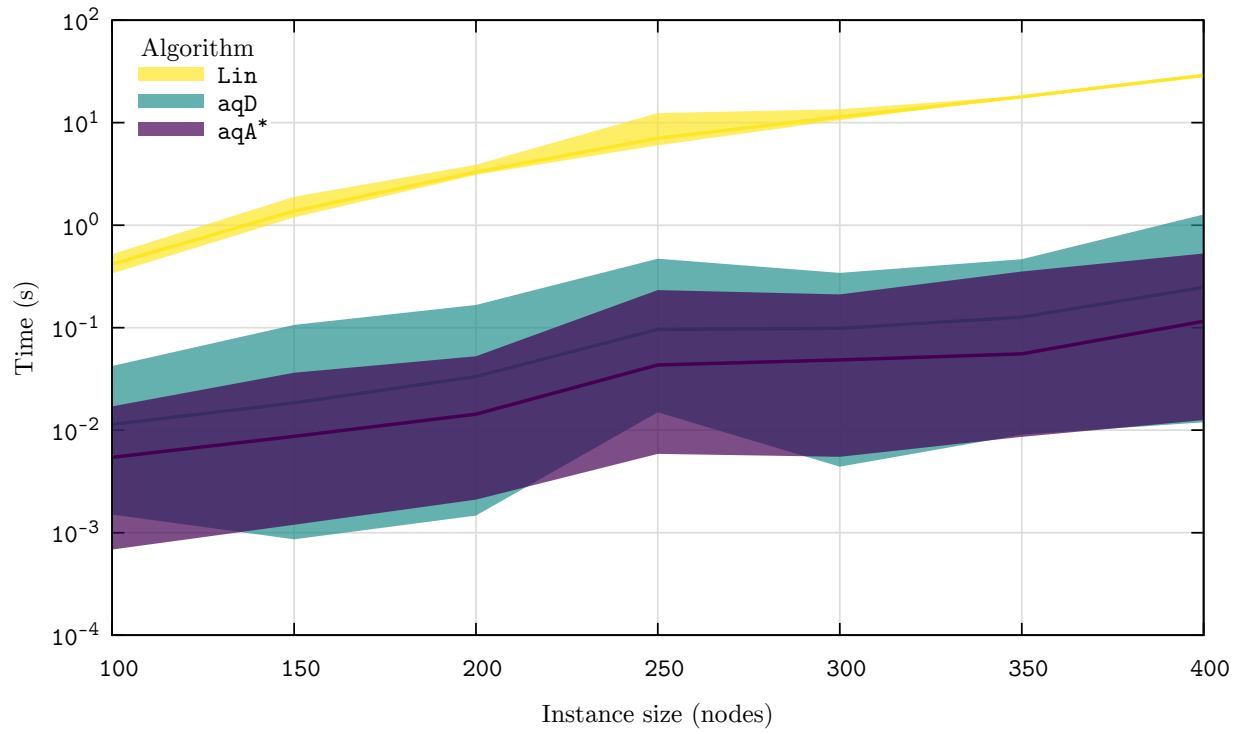


Figure 2: Results for Erdős-Rényi instances

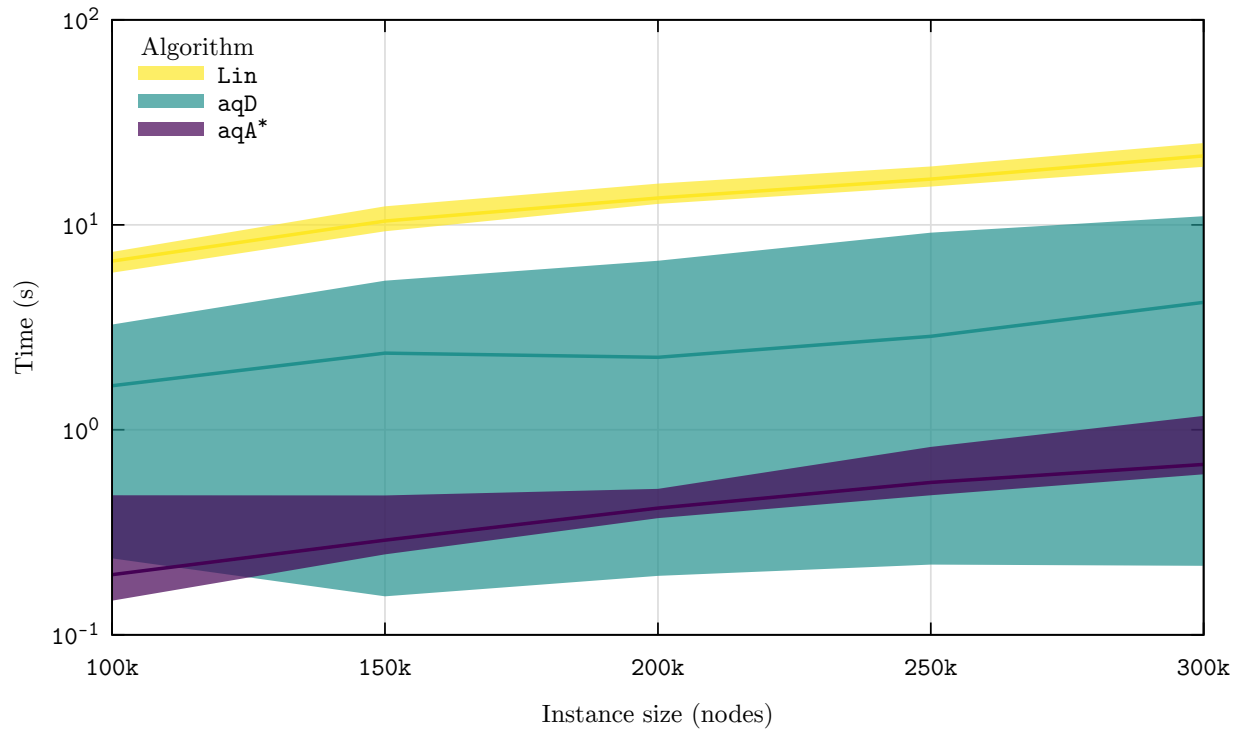


Figure 3: Results for Configuration Model instances



### 6.3 Quadratic Cost Variation

The second experiment measures the sensitivity of the algorithms to the magnitude of quadratic costs. A parameter  $\lambda \in \{1, 5, 50, 500, 1000\}$  is set to scale the quadratic costs, so that the arc interaction would be  $\lambda q(i, j, k)$ . We test 100 instances generated with the Erdős-Rényi method with 400 nodes and 100 instances generated with the Configuration Model with  $300 \times 10^3$  nodes for each  $\lambda$  value. Figures 4 and 5 present total search time for both graphs, and for each  $\lambda$  value considered. The presented results suggest that  $\text{aqA}^*$ ,  $\text{aqD}$  and  $\text{Lin}$  are not significantly influenced by an increase of quadratic costs. We also do not observe any apparent trends or unconventional behaviour on the plots, confirming the insensitivity towards quadratic cost variation.

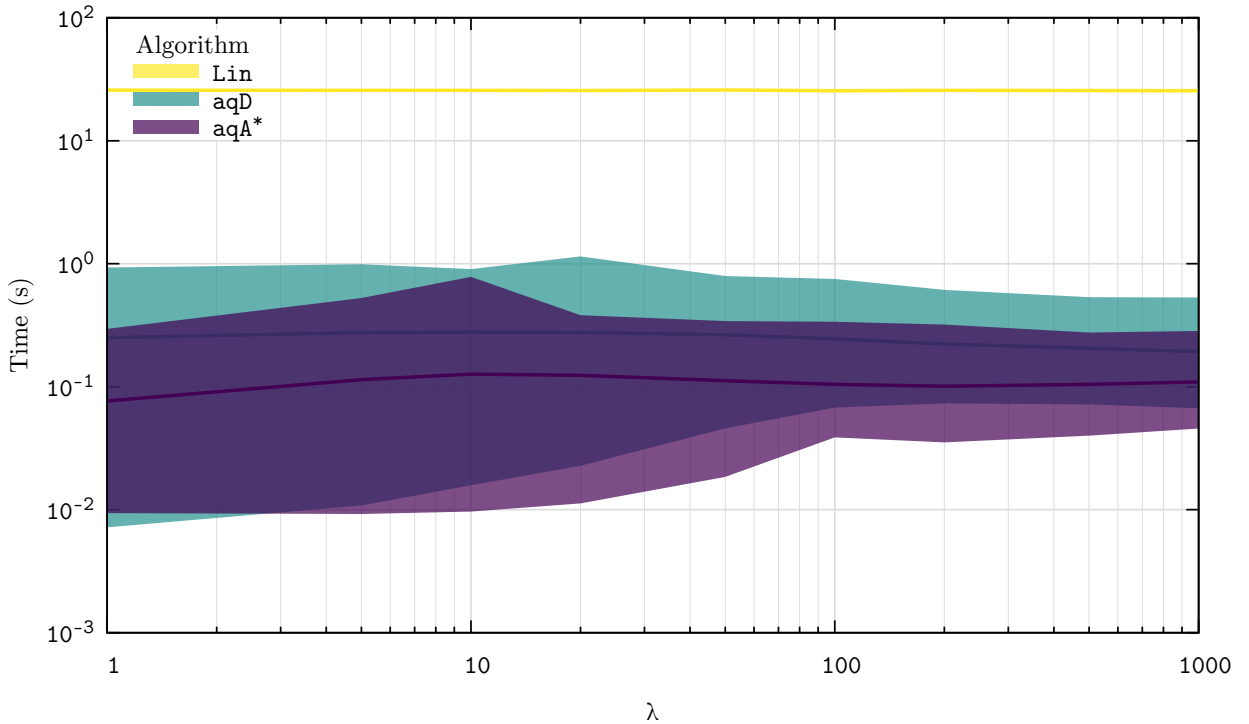


Figure 4: Results for Erdős-Rényi instances with  $\lambda$  variation

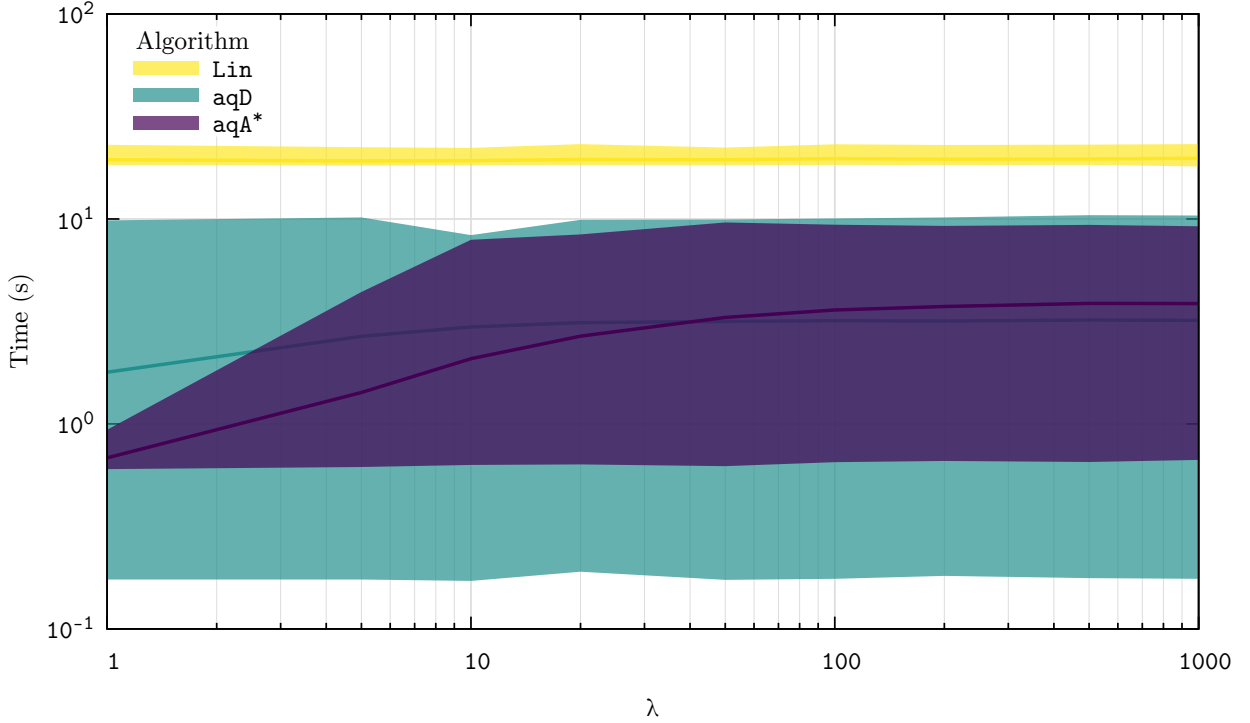
These results highlight the solution capability of  $\text{aqA}^*$  since it uses a cost-to-go estimator that we would expect to lose relevance as quadratic costs increase. Nevertheless, the  $\lambda$  scale factors chosen for these experiments do not reverse the costs-to-go into a poor estimator. In other words, even with quadratic costs scaled up by a factor of  $\lambda = 1,000$ , the estimator still provides valuable guidance for the search process. This behavior highlights the robustness of the proposed algorithm.

### 6.4 Grid Graphs

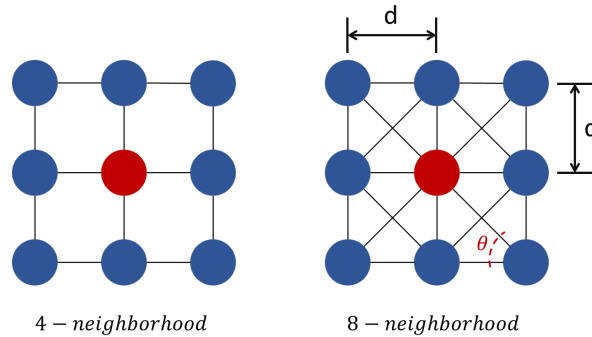
For the following experiments, we consider actual grid graph instances of spatial nature. Each node is associated with an actual location on the globe, and the arc costs represent the distances between locations. The graphs are built out of a regularly spaced grid of elevation points, which we define on (4) as the matrix  $Y$  with  $N$  rows and  $M$  columns. Each element of the matrix is associated with a numeric value and spatial coordinates.

$$Y = \begin{bmatrix} y_{11} & \cdots & y_{1M} \\ \vdots & \ddots & \vdots \\ y_{N1} & \cdots & y_{NM} \end{bmatrix} \quad (4)$$

To create a graph instance, we convert the matrix  $Y$  into a weighted graph, where each node  $i \in V$  is equivalent to the element  $y_{nm}$  with  $|V|$  the product of matrix dimensions  $N \times M$ , and  $|A|$  can range according to a graph composition

Figure 5: Results for Configuration Model instances with  $\lambda$  variation

rule. This rule is a function of how many neighbors  $n$  each node connects to. Figure 6 presents the effect of choosing different number of neighbors on  $|A|$ .

Figure 6: Illustration of node neighborhood for  $n = 8$  and  $n = 16$ 

The intuition behind node neighborhood comes from direction and length of movement. Common choices for  $n$  are  $\{2, 4, 8\}$ . For instance, choosing  $n = 2$  or  $n = 4$  represent unitary movements on two directions (east and south) or on four directions (west/east and north/south), respectively. On the other hand, for  $n = 8$ , diagonal movements are contemplated.

We denote by  $d(y_{nm}, y_{op})$  as a function that calculates the distance cost between points  $y_{nm}$  and  $y_{op}$ . Thus, arc linear costs are defined as  $\{c((i, j)) = d(y_{nm}, y_{op}) \mid i = (n, m) \text{ and } j = (o, p)\}$ , where  $(n, m)$  and  $(o, p)$  are neighbors according to a given graph composition rule. For expository purposes, in this work, we set  $n = 8$  so that diagonal movements are allowed. As we are working with spatial information, diagonal costs must be adjusted by a factor of  $\sqrt{2}$  following standard trigonometric developments. Figure 7 presents the results for all considered algorithms.

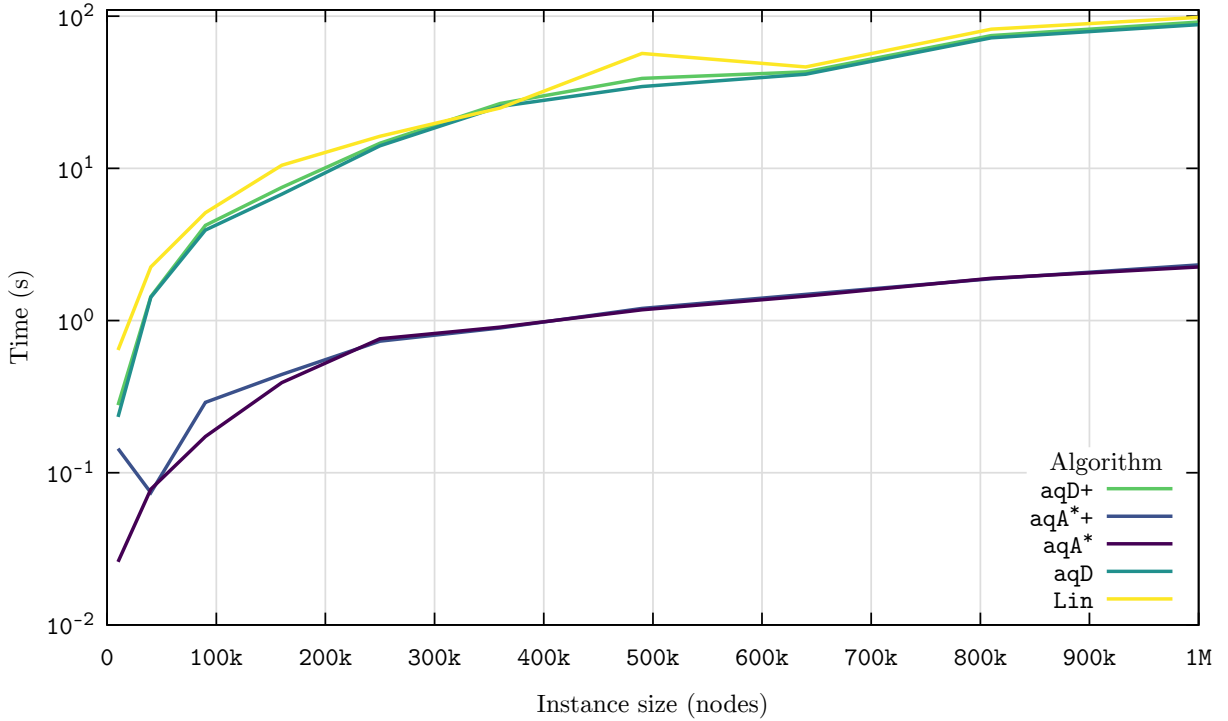


Figure 7: Grid Graphs: Search Time Comparison

Numerical results depicted in Figure 7 present the  $aqA^*$  as the fastest algorithm among all AQSP algorithms considered. The  $aqA^*$  algorithm is approximately 39 times faster than  $aqD$  and roughly 53 times faster than  $Lin$  approach on average. Also, it seems the ratios fluctuate around this average value, which suggest a constant relation. A possible explanation for this over-performance is related to the similarity of paths obtained from SPP and AQSP algorithms, resulting in exact cost-to-go estimators, thus speeding up  $aqA^*$ .  $Lin$ 's method, on the other hand, is outperformed by all the algorithms proposed in this work. The results displayed in Figure 7 show an  $aqD$  improvement in speed ranging between 10% up to a 50% in comparison to the  $Lin$  approach. Further analyses revealed that the time spent to linearize the graph is very significant and becomes a downside to the  $Lin$  approach, especially as instances grow in size. Figure 7 helps us notice the similarity between the original and modified versions of our algorithms, for both  $aqD$  and  $aqA^*$ . Although calculating the quadratic costs on the run lowers the search speed, the impact is negligible. Since the modified versions benefit from memory allocation reductions and allow solving larger instances, we highly recommend their use for applications where adaptation is a viable resource.

## 6.5 Stress test

We also provide a final experiment designed to stress search capabilities on extremely large-scale instances, ranging from  $144 \times 10^6$  to  $10^9$  quadratic arcs. Since real applications may require path search on these instance sizes, evaluating the algorithms performance over increasingly larger graph instances can provide meaningful insights. Figure 8 displays the results from these experiments. It presents the search time for all approaches considered in this work using the extremely large-scale grid graph instances, generated following the same strategy as in Section 6.4.

The results show that none of the original algorithms is able to solve all instances due to memory issues. Since the methods assume a preexisting structure that maps adjacent arcs into quadratic costs, storing this data become challenging as instances grow. Furthermore,  $aqD$  and  $aqA^*$  have internal data structures to store relevant information throughout the search process, which also requires memory space. The  $Lin$  approach presented an even higher demand for memory allocation since, by construction, there is a need to store the linearized graph. The marker on each approach in Figure 8 displays the maximum instance size each approach is able to solve. The large instance  $Lin$  is able to solve has  $256 \times 10^6$  quadratic nodes. On the other hand,  $aqD$  and  $aqA^*$  algorithms have similar extensions, solving instances up to  $676 \times 10^6$  quadratic nodes, but  $aqA^*$  algorithm obtains the same solution in 2.26% of the  $aqD$  computing time. In contrast, the modified versions of  $aqD$  and  $aqA^*$  are able to solve all instances tested. Since quadratic calculations

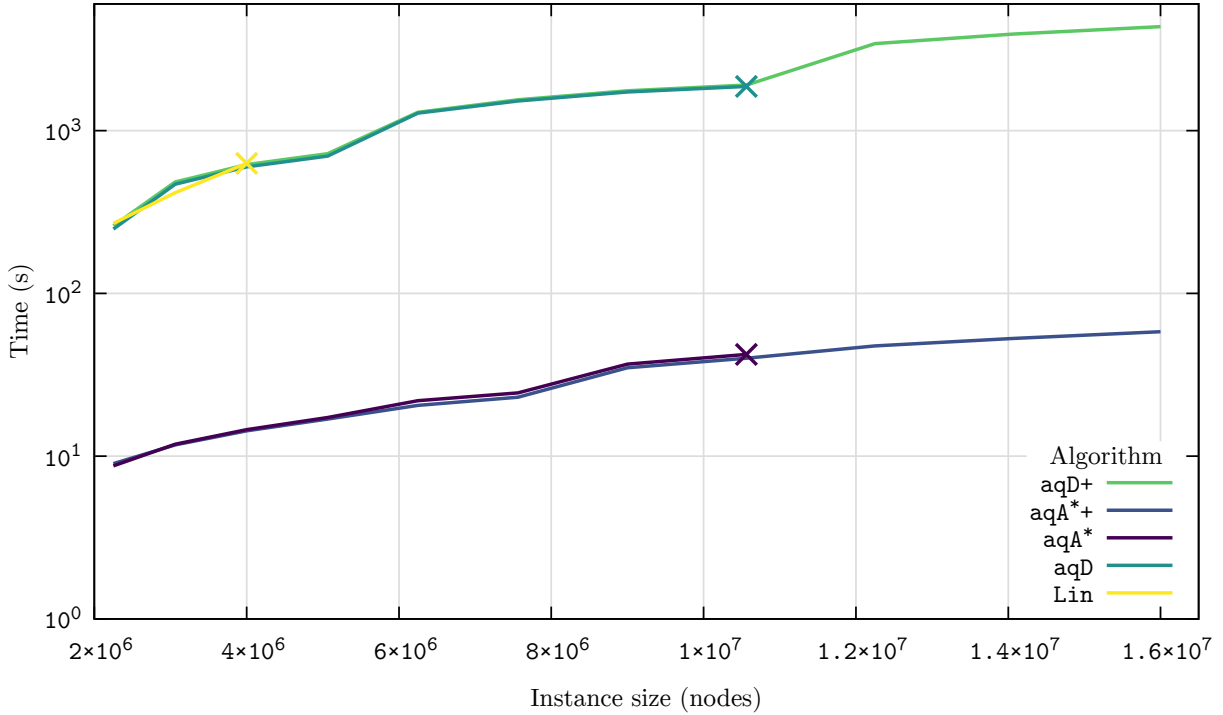


Figure 8: Stress Analysis: Search-Time Comparison

are made throughout the search, these algorithms do not require significant memory space, allowing them to handle increasingly larger instances properly. As expected,  $\text{aqA}^{*+}$  remains the faster approach, solving the AQSP in roughly 60.0 seconds on a graph with  $16 \times 10^6$  nodes,  $64 \times 10^6$  arcs and  $10^9$  quadratic arcs, 1.34% of the  $\text{aqD}^{+}$  computing time.

## 7 Conclusion

This study provides a theoretical description of Adjacent Quadratic Shortest Problems and proposes an extension of Dijkstra’s algorithm ( $\text{aqD}$ ) to solve AQSPs on graphs with no improving  $\alpha$ -cycles. Two enhancement procedures for the primary approach are also presented in this work: an adjacent quadratic version of  $A^*$  with backward cost-to-go estimation and an embedded calculation of adjacent quadratic costs. From the theoretical perspective, we present evidence that  $\text{aqD}$  can solve AQSPs in polynomial time to proven optimality. We also show through computational experiments that  $\text{aqD}$  outperforms the algorithm proposed by Rostami et al. (2015), being more than  $75\times$  faster on very-large scale instances and a high scalability capability. This behavior is also valid for the proposed algorithm  $\text{aqA}^*$ , which was the fastest approach among the ones studied, outperforming  $\text{aqD}$  search speed by about the same amount on the benchmark analysis. Furthermore, other test results suggest that the proposed algorithms also had significant performance under randomly generated instances, indicating their robustness. In addition, we identified a significant drawback on  $\text{Lin}$  method (Rostami et al., 2015) for highly connected graphs related to the time spent performing the linearization step. Moreover, the algorithms were also indifferent to adjacent quadratic cost variation, already expected for  $\text{aqD}$  and an interesting result for  $\text{aqA}^*$ . Finally, results suggest that even for a high quadratic-linear cost ratio, the backward search is still profoundly relevant to enhance the  $\text{aqA}^*$  solution capability.

Future research shall focus on extending our findings to elementary variants of the AQSP, relevant when the graph contains negative ( $\alpha$ -)cycles. This would be critical in quadratic variants of vehicle routing problems (Fischer and Helmsberg, 2013; Martinelli and Contardo, 2015) when solved by column generation. Another interesting avenue for future research would be to extend our approach to the case where no negative ( $\alpha$ -)cycles exist, but where some (pairs of) arcs may be associated to negative costs. In this context, one shall develop label-correcting variants of our method in the spirit of Bellman (1958).

## Acknowledgments

This study was partially supported by PUC-Rio, by the Coordenação de Aperfeiçoamento de Pessoal de Nível Superior – Brasil (CAPES) – Finance Code 001, by the Conselho Nacional de Desenvolvimento Científico e Tecnológico (CNPq) under grant numbers 315361/2020-4 and 422470/2021-0, by Fundação (FAPERJ) under grant numbers E-26/010.101261/2018, E-26/202.825/2019, E-26/010.002282/2019 and E-26/010.002232/2019, and by the Natural Sciences and Engineering Research Council of Canada (NSERC) under Grant number 2020-06311.

## References

- Ahuja, R., Magnanti, T., Orlin, J., 1993. *Network Flows: Theory, Algorithms, and Applications*. 1st ed., Prentice Hall.
- Amaldi, E., Galbiati, G., Maffioli, F., 2011. On Minimum Reload Cost Paths, Tours, and Flows. *Networks* 57, 254–260. doi:doi:<https://doi.org/10.1002/net.20423>.
- Bärmann, A., Liers, F., Martin, A., Merkert, M., Thurner, C., Weninger, D., 2015. Solving Network Design Problems via Iterative Aggregation. *Mathematical Programming Computation* 7, 189–217. doi:doi:<https://doi.org/10.1007/s12532-015-0079-1>.
- Bellman, R.E., 1958. On a Routing Problem. *The Quarterly of Applied Mathematics* 16, 87–90. doi:doi:<https://doi.org/10.1090/qam/102435>.
- Bollobás, B., 2001. *Random Graphs*. 2nd ed., Cambridge University Press.
- Buchheim, C., Traversi, E., 2018. Quadratic Combinatorial Optimization Using Separable Underestimators. *INFORMS Journal on Computing* 30, 424–437. doi:doi:<https://doi.org/10.1287/ijoc.2017.0789>.
- Caprara, A., 2008. Constrained 0-1 Quadratic Programming: Basic Approaches and Extensions. *European Journal of Operational Research* 187, 1494–1503. doi:doi:10.1016/j.ejor.2006.09.028.
- Dijkstra, E.W., 1959. A Note on Two Problems in Connexion with Graphs. *Numerische Mathematik* 1, 269–271. doi:doi:<https://doi.org/10.1007/BF01386390>.
- Duque, D., Lozano, L., Medaglia, A.L., 2015. An Exact Method for the Biobjective Shortest Path Problem for Large-Scale Road Networks. *European Journal of Operational Research* 242, 788–797. doi:doi:<https://doi.org/10.1016/j.ejor.2014.11.003>.
- Ebrahimipour, A.R., Alimohamadi, A., Alesheikh, A.A., Aghighi, H., 2009. Routing of Water Pipeline using GIS and Genetic Algorithm. *Journal of Applied Sciences* 9, 4137–4145. doi:doi:<https://doi.org/10.3923/jas.2009.4137.4145>.
- Erdős, P., Rényi, A., 1959. On Random Graphs. *Publicationes Mathematicae* 6, 290–297.
- Fairbanks, J., Besançon, M., Schölly, S., Hoffman, J., Eubank, N., Karpinski, S., 2021. *JuliaGraphs/Graphs.jl: An Optimized Graphs Package for the Julia Programming Language*. URL: <https://github.com/JuliaGraphs/Graphs.jl/>.
- Fischer, A., Helmberg, C., 2013. The Symmetric Quadratic Traveling Salesman Problem. *Mathematical Programming* 142, 205–254.
- Floyd, R.W., 1962. Algorithm 97: Shortest Path. *Communications of the ACM* 5, 345.
- Furini, F., Ljubić, I., Malaguti, E., Paronuzzi, P., 2020. On Integer and Bilevel Formulations for the  $k$ -Vertex Cut Problem. *Mathematical Programming Computation* 12, 133–164. doi:doi:<https://doi.org/10.1007/s12532-019-00167-1>.
- Gill, P.E., Wong, E., 2015. Methods for Convex and General Quadratic Programming. *Mathematical Programming Computation* 7, 71–112. doi:doi:<https://doi.org/10.1007/s12532-014-0075-x>.
- Hart, P.E., Nilsson, N.J., Raphael, B., 1968. Formal Basis for the Heuristic Determination of Minimum Cost Paths. *IEEE Transactions on Systems Science and Cybernetics* 4, 100–107. doi:doi:10.1109/TSSC.1968.300136.

- Hougardy, S., Silvanus, J., Vygen, J., 2017. Dijkstra meets Steiner: a Fast Exact Goal-Oriented Steiner Tree Algorithm. *Mathematical Programming Computation* 9, 135–202. doi:doi:https://doi.org/10.1007/s12532-016-0110-1.
- Hu, H., Sotirov, R., 2018a. A Polynomial Time Algorithm for the Linearization Problem of the QSPP and its Applications. *Optimization Online*, 1–19doi:doi:http://www.optimization-online.org/DB\_HTML/2018/01/6438.html.
- Hu, H., Sotirov, R., 2018b. Special Cases of the Quadratic Shortest Path Problem. *Journal of Combinatorial Optimization* 35, 754–777. doi:doi:https://doi.org/10.1007/s10878-017-0219-9.
- Madkour, A., Aref, W.G., Rehman, F.U., Rahman, M.A., Basalamah, S., 2017. A Survey of Shortest-Path Algorithms. arXiv:1705.02044.
- Martinelli, R., Contardo, C., 2015. Exact and Heuristic Algorithms for Capacitated Vehicle Routing Problems with Quadratic Costs Structure. *INFORMS Journal on Computing* 27, 658–676. doi:doi:10.1287/ijoc.2015.0649.
- Murakami, K., Kim, H.S., 1997. Comparative Study on Restoration Schemes of Survivable ATM Networks, in: *Proceedings of IEEE INFOCOM '97*, pp. 345–352.
- Newman, M., 2010. *Networks: An Introduction*. 1st ed., Oxford University Press, USA.
- Piveteau, N., 2017. A Novel Approach to the Routing Problem of Overhead Transmission Lines. Master's thesis. University of Zurich.
- Pollack, M., Wiebenson, W., 1960. Solutions of the Shortest-Route Problem – A Review. *Operations Research* 8, 224–230.
- Rostami, B., Chassein, A., Hopf, M., Frey, D., Buchheim, C., Malucelli, F., Goerigk, M., 2018. The Quadratic Shortest Path Problem: Complexity, Approximability, and Solution Methods. *European Journal of Operational Research* 268, 473–485. doi:doi:https://doi.org/10.1016/j.ejor.2018.01.054.
- Rostami, B., Malucelli, F., Frey, D., Buchheim, C., 2015. On the Quadratic Shortest Path Problem, in: *International Symposium on Experimental Algorithms*, Springer. pp. 379–390.
- Ruß, M., Gust, G., Neumann, D., 2021. The Constrained Reliable Shortest Path Problem in Stochastic Time-Dependent Networks. *Operations Research* 69, 709–726. doi:doi:https://doi.org/10.1287/opre.2020.2089.
- Sen, S., Pillai, R., Joshi, S., Rathi, A.K., 2001. A Mean-Variance Model for Route Guidance in Advanced Traveler Information Systems. *Transportation Science* 35, 37–49. doi:doi:https://doi.org/10.1287/trsc.35.1.37.10141.
- Sivakumar, R.A., Batta, R., 1994. The Variance-Constrained Shortest Path Problem. *Transportation Science* 28, 309–316.
- Taccari, L., 2016. Integer Programming Formulations for the Elementary Shortest Path Problem. *European Journal of Operational Research* 252, 122–130. doi:doi:https://doi.org/10.1016/j.ejor.2016.01.003.
- Thomas, B.W., Caligiuri, T., Hewitt, M., 2019. An Exact Bidirectional  $A^*$  Approach for Solving Resource-Constrained Shortest Path Problems. *Networks* 73, 187–205. doi:doi:10.1002/net.21856.
- Wan, J., Qi, G., Zeng, Z., Sun, S., 2011. The Application of AHP in Oil and Gas Pipeline Route Selection, in: *Proceedings of 19th International Conference on Geoinformatics*, pp. 1–4. doi:doi:10.1109/GeoInformatics.2011.5981038.

## A Detailed Computational Results

In this section, we present the complete computational results obtained in the experiments of this paper.

### A.1 Random Graphs

In Tables 1 and 2, we present the detailed results for the Erdős-Rényi and the Configuration Model random graphs. Both generation algorithms are tested for different random graph sizes, 100 graphs for each size. For each size and graph, we present the search time of Lin, aqD, and aqA\* approaches.

## A.2 Quadratic Cost Variation

In Tables 3 and 4, we present the detailed results for the quadratic cost variation experiment using the Erdős-Rényi and the Configuration Model random graphs. Both generation algorithms are tested for different  $\lambda$  values, 100 graphs for each value. For each value and graph, we present the search time of Lin, aqD, and aqA\* approaches.

## A.3 Grid Graphs

Table 5 presents the detailed results for the grid graph instances. For each instance size, we present the search time for all tested approaches, including the modified versions of aqD and aqA\*.

## A.4 Stress Test

Table 6 presents the detailed results for the stress test using the grid graph instances. For each instance size, we present the search time for all tested approaches, including the modified versions of aqD and aqA\*.

Inst	100 nodes		150 nodes		200 nodes		250 nodes		300 nodes		350 nodes		400 nodes								
	Lin	aqA*	Lin	aqD	Lin	aqD	Lin	aqD	Lin	aqD	Lin	aqD	Lin	aqD							
1	0.358	0.009	0.006	1.328	0.061	0.004	3.617	0.006	0.017	7.303	0.027	0.009	12.362	0.183	0.028	17.787	0.155	0.015	28.916	0.216	0.072
2	0.423	0.006	0.007	1.192	0.014	0.021	3.463	0.009	0.011	6.903	0.096	0.043	12.424	0.042	0.012	17.772	0.093	0.094	29.024	0.515	0.119
3	0.492	0.006	0.004	1.528	0.012	0.004	3.280	0.038	0.003	6.411	0.049	0.014	11.369	0.048	0.114	17.828	0.183	0.057	28.715	0.019	0.055
4	0.399	0.011	0.001	1.353	0.031	0.007	3.191	0.008	0.017	6.746	0.117	0.070	11.325	0.076	0.047	17.968	0.197	0.028	29.059	0.481	0.114
5	0.427	0.009	0.008	1.380	0.013	0.008	3.282	0.050	0.003	6.985	0.102	0.065	11.126	0.293	0.026	17.683	0.206	0.032	28.808	0.197	0.530
6	0.392	0.026	0.007	1.366	0.036	0.002	3.393	0.046	0.031	6.577	0.135	0.066	11.156	0.052	0.037	17.822	0.074	0.016	29.351	0.596	0.016
7	0.371	0.016	0.006	1.369	0.012	0.008	3.295	0.027	0.022	6.490	0.088	0.012	11.327	0.075	0.030	17.699	0.060	0.058	29.396	0.073	0.028
8	0.414	0.007	0.005	1.356	0.013	0.004	3.195	0.004	0.003	6.370	0.028	0.061	11.355	0.209	0.110	17.933	0.072	0.022	28.795	0.392	0.398
9	0.490	0.035	0.001	1.355	0.005	0.010	3.657	0.030	0.013	6.320	0.133	0.061	11.102	0.154	0.132	17.842	0.169	0.057	29.217	0.141	0.294
10	0.399	0.010	0.008	1.350	0.025	0.002	3.194	0.018	0.038	6.231	0.101	0.069	11.080	0.103	0.030	17.959	0.044	0.020	28.841	0.341	0.170
11	0.426	0.015	0.011	1.350	0.014	0.011	3.484	0.166	0.043	6.259	0.082	0.088	11.432	0.110	0.036	17.959	0.135	0.137	29.083	0.500	0.166
12	0.394	0.019	0.006	1.333	0.012	0.004	3.247	0.057	0.007	6.099	0.075	0.021	11.298	0.229	0.007	17.867	0.048	0.237	28.862	0.071	0.132
13	0.352	0.002	0.005	1.349	0.007	0.001	3.236	0.001	0.012	6.208	0.150	0.074	13.499	0.055	0.017	17.792	0.030	0.017	29.043	0.249	0.115
14	0.424	0.002	0.001	1.355	0.001	0.002	3.221	0.012	0.003	6.610	0.231	0.086	12.112	0.145	0.060	18.016	0.057	0.050	29.180	0.493	0.162
15	0.494	0.024	0.004	1.338	0.013	0.006	3.263	0.073	0.006	6.185	0.084	0.170	11.556	0.159	0.009	17.866	0.009	0.014	29.338	0.666	0.061
16	0.402	0.013	0.009	1.332	0.016	0.013	3.259	0.046	0.011	6.146	0.090	0.031	11.199	0.064	0.038	17.823	0.066	0.045	28.941	0.106	0.314
17	0.427	0.035	0.003	1.351	0.044	0.005	3.337	0.048	0.011	6.341	0.047	0.022	11.507	0.047	0.022	17.777	0.056	0.036	29.289	0.136	0.043
18	0.400	0.012	0.006	1.339	0.050	0.012	3.218	0.004	0.014	6.261	0.150	0.025	11.180	0.010	0.078	18.014	0.396	0.106	29.471	0.110	0.259
19	0.357	0.010	0.002	1.346	0.025	0.004	3.291	0.019	0.023	6.013	0.470	0.036	11.626	0.343	0.049	17.772	0.021	0.178	29.028	0.407	0.134
20	0.419	0.027	0.008	1.352	0.018	0.005	3.203	0.074	0.019	6.363	0.051	0.055	11.294	0.035	0.020	18.045	0.165	0.042	29.480	0.199	0.144
21	0.499	0.006	0.009	1.343	0.029	0.004	3.192	0.075	0.022	6.144	0.073	0.039	11.106	0.039	0.033	17.804	0.042	0.049	29.293	0.025	0.066
22	0.404	0.014	0.003	1.328	0.013	0.009	3.255	0.011	0.034	6.367	0.083	0.022	11.444	0.294	0.019	17.873	0.081	0.082	29.030	0.230	0.095
23	0.441	0.009	0.014	1.352	0.012	0.002	3.340	0.070	0.025	6.293	0.021	0.037	11.514	0.007	0.096	17.809	0.095	0.081	29.849	0.256	0.437
24	0.420	0.016	0.002	1.350	0.009	0.009	3.237	0.106	0.013	6.394	0.050	0.043	12.261	0.221	0.031	17.905	0.142	0.033	29.327	0.459	0.118
25	0.349	0.042	0.007	1.342	0.002	0.036	3.281	0.006	0.002	7.060	0.087	0.011	12.869	0.005	0.015	17.750	0.174	0.028	29.079	0.547	0.098
26	0.421	0.010	0.010	1.336	0.016	0.018	3.307	0.046	0.010	7.497	0.044	0.088	11.666	0.081	0.017	17.959	0.014	0.012	29.017	0.142	0.179
27	0.490	0.019	0.007	1.341	0.008	0.011	3.244	0.040	0.015	6.721	0.163	0.063	11.219	0.088	0.083	18.025	0.102	0.025	28.912	0.835	0.045
28	0.402	0.020	0.003	1.333	0.010	0.015	3.219	0.004	0.004	6.184	0.074	0.017	11.219	0.036	0.164	18.055	0.126	0.028	29.338	0.058	0.162
29	0.440	0.005	0.001	1.356	0.034	0.013	3.328	0.091	0.008	6.709	0.079	0.031	11.317	0.322	0.015	17.936	0.061	0.128	28.859	0.081	0.099
30	0.454	0.033	0.002	1.339	0.107	0.003	3.223	0.066	0.024	6.238	0.067	0.057	11.310	0.081	0.031	18.134	0.051	0.013	29.006	0.070	0.220
31	0.351	0.010	0.007	1.348	0.027	0.001	3.195	0.023	0.019	6.374	0.039	0.067	11.328	0.155	0.036	18.134	0.220	0.077	29.167	0.224	0.092
32	0.418	0.002	0.002	1.343	0.007	0.016	3.207	0.012	0.012	6.235	0.061	0.020	11.243	0.134	0.020	17.807	0.153	0.090	29.518	0.182	0.088
33	0.491	0.002	0.002	1.353	0.007	0.003	3.143	0.078	0.004	6.213	0.033	0.010	10.855	0.162	0.098	17.786	0.130	0.056	29.469	0.311	0.178
34	0.397	0.006	0.003	1.355	0.005	0.004	3.251	0.006	0.003	6.216	0.047	0.031	11.382	0.045	0.038	17.808	0.388	0.010	28.913	0.434	0.019
35	0.427	0.008	0.004	1.399	0.001	0.013	3.288	0.040	0.002	6.181	0.017	0.057	11.414	0.051	0.038	17.964	0.232	0.163	28.990	0.234	0.083
36	0.404	0.014	0.001	1.383	0.020	0.002	3.182	0.007	0.033	6.259	0.051	0.015	11.285	0.008	0.007	17.976	0.013	0.075	29.137	0.597	0.120
37	0.353	0.002	0.006	1.373	0.036	0.016	3.202	0.011	0.004	6.457	0.124	0.069	12.847	0.025	0.080	17.760	0.016	0.024	29.428	0.147	0.035
38	0.420	0.017	0.017	1.496	0.047	0.033	3.193	0.004	0.007	6.265	0.075	0.016	11.681	0.075	0.008	17.757	0.015	0.037	29.227	0.087	0.040
39	0.497	0.019	0.004	1.341	0.047	0.012	3.244	0.029	0.005	6.073	0.168	0.078	11.240	0.084	0.087	17.721	0.232	0.026	29.129	0.274	0.017
40	0.399	0.006	0.005	1.348	0.026	0.007	3.306	0.031	0.023	6.341	0.032	0.028	11.267	0.021	0.018	17.883	0.060	0.035	28.879	0.136	0.116

Continued on next page



41	0.428	0.019	0.001	1.362	0.004	0.017	3.280	0.020	0.027	6.281	0.057	0.020	11.253	0.059	0.021	17.944	0.091	0.076	28.918	0.036	0.068
42	0.394	0.008	0.005	1.350	0.024	0.011	3.321	0.027	0.003	6.099	0.029	0.031	11.026	0.011	0.079	17.864	0.127	0.014	28.914	0.162	0.054
43	0.358	0.012	0.004	1.331	0.037	0.022	3.208	0.024	0.021	6.404	0.047	0.054	11.404	0.112	0.054	17.771	0.158	0.033	28.850	0.202	0.046
44	0.429	0.006	0.002	1.350	0.015	0.008	3.209	0.012	0.018	6.273	0.146	0.018	11.426	0.048	0.072	18.094	0.152	0.009	29.297	0.069	0.129
45	0.509	0.006	0.007	1.347	0.005	0.001	3.168	0.016	0.002	6.463	0.038	0.065	11.127	0.115	0.104	17.918	0.045	0.137	29.075	0.123	0.066
46	0.394	0.005	0.005	1.362	0.011	0.002	3.315	0.026	0.009	6.214	0.137	0.018	11.315	0.298	0.024	17.788	0.242	0.063	29.031	0.066	0.313
47	0.440	0.005	0.011	1.359	0.004	0.008	3.759	0.071	0.004	6.374	0.034	0.040	11.419	0.010	0.023	17.812	0.049	0.353	29.255	0.065	0.118
48	0.396	0.014	0.004	1.339	0.004	0.010	3.594	0.018	0.028	7.714	0.015	0.063	12.188	0.059	0.054	18.038	0.073	0.020	28.939	0.484	0.043
49	0.360	0.015	0.001	1.337	0.024	0.010	3.605	0.166	0.020	7.019	0.154	0.021	12.225	0.004	0.045	17.736	0.466	0.011	28.888	0.296	0.057
50	0.425	0.009	0.002	1.403	0.002	0.013	3.535	0.085	0.006	6.514	0.230	0.082	11.882	0.009	0.024	17.843	0.191	0.019	29.107	0.131	0.191
51	0.491	0.019	0.006	1.338	0.003	0.009	3.311	0.056	0.009	6.417	0.032	0.036	11.336	0.085	0.066	17.738	0.038	0.044	28.921	0.515	0.079
52	0.412	0.009	0.007	1.358	0.008	0.009	3.280	0.013	0.044	7.316	0.142	0.072	11.116	0.048	0.043	17.837	0.046	0.051	29.166	0.250	0.092
53	0.423	0.015	0.002	1.361	0.036	0.010	3.308	0.030	0.053	9.390	0.335	0.012	11.246	0.250	0.048	17.850	0.013	0.089	29.150	0.034	0.123
54	0.384	0.007	0.004	1.359	0.012	0.016	3.379	0.006	0.010	6.588	0.019	0.051	11.374	0.019	0.043	17.791	0.090	0.076	28.812	0.044	0.053
55	0.346	0.005	0.001	1.354	0.022	0.005	3.458	0.025	0.009	6.896	0.133	0.011	11.367	0.045	0.018	18.100	0.037	0.055	28.910	0.163	0.013
56	0.408	0.002	0.008	1.383	0.024	0.003	3.214	0.054	0.011	10.833	0.033	0.035	11.258	0.145	0.034	17.955	0.022	0.010	29.255	0.012	0.035
57	0.483	0.009	0.002	1.339	0.022	0.001	3.349	0.010	0.025	11.947	0.068	0.045	10.899	0.209	0.032	18.220	0.355	0.046	29.025	0.038	0.078
58	0.385	0.006	0.005	1.326	0.023	0.004	3.276	0.013	0.015	12.384	0.111	0.015	11.378	0.050	0.106	17.808	0.177	0.069	28.844	0.179	0.019
59	0.420	0.003	0.005	1.331	0.010	0.009	3.593	0.046	0.012	12.074	0.292	0.087	11.554	0.123	0.044	17.831	0.127	0.127	28.939	0.092	0.065
60	0.385	0.002	0.003	1.325	0.003	0.012	3.399	0.024	0.043	7.520	0.051	0.024	12.443	0.072	0.043	17.763	0.154	0.025	28.865	0.109	0.052
61	0.350	0.008	0.004	1.330	0.013	0.004	3.303	0.011	0.015	6.233	0.093	0.018	12.219	0.174	0.034	17.766	0.059	0.105	29.203	0.273	0.105
62	0.413	0.007	0.003	1.367	0.034	0.014	3.474	0.006	0.014	6.214	0.156	0.067	11.431	0.075	0.025	17.784	0.218	0.211	28.743	0.468	0.243
63	0.485	0.002	0.006	1.335	0.026	0.004	3.201	0.007	0.010	6.225	0.054	0.080	11.046	0.117	0.009	17.761	0.339	0.053	28.956	0.269	0.064
64	0.386	0.012	0.011	1.348	0.017	0.002	3.278	0.011	0.009	6.163	0.083	0.021	11.270	0.020	0.018	17.835	0.272	0.119	28.931	0.080	0.122
65	0.427	0.007	0.007	1.354	0.018	0.004	3.358	0.085	0.005	6.271	0.052	0.062	11.164	0.051	0.055	17.763	0.115	0.058	29.286	0.038	0.175
66	0.384	0.008	0.010	1.363	0.043	0.004	3.216	0.016	0.014	6.532	0.038	0.021	11.254	0.010	0.007	17.764	0.127	0.009	28.845	0.165	0.048
67	0.339	0.029	0.006	1.357	0.008	0.018	3.222	0.016	0.023	6.434	0.059	0.036	11.133	0.235	0.140	17.727	0.033	0.010	29.790	0.198	0.028
68	0.405	0.004	0.006	1.361	0.013	0.004	3.140	0.076	0.012	6.352	0.133	0.013	11.205	0.043	0.030	18.170	0.021	0.016	29.360	0.304	0.061
69	0.482	0.011	0.007	1.359	0.020	0.011	3.168	0.023	0.003	6.268	0.059	0.067	11.269	0.055	0.070	17.781	0.248	0.151	28.595	0.066	0.055
70	0.395	0.018	0.003	1.376	0.025	0.019	3.207	0.012	0.029	6.277	0.042	0.055	11.363	0.156	0.211	17.949	0.022	0.022	28.772	0.045	0.034
71	0.420	0.003	0.005	1.344	0.001	0.007	3.307	0.005	0.006	6.273	0.289	0.041	11.566	0.138	0.030	17.930	0.037	0.024	28.705	0.271	0.094
72	0.397	0.012	0.005	1.365	0.012	0.005	3.218	0.016	0.030	6.402	0.122	0.014	13.167	0.097	0.008	17.729	0.109	0.022	28.323	0.288	0.093
73	0.352	0.005	0.005	1.384	0.011	0.006	3.170	0.007	0.014	6.217	0.062	0.023	11.929	0.048	0.020	17.685	0.276	0.024	28.331	0.253	0.034
74	0.428	0.007	0.013	1.414	0.045	0.007	3.227	0.018	0.019	6.435	0.077	0.023	11.594	0.185	0.088	18.007	0.053	0.021	28.472	0.099	0.015
75	0.496	0.012	0.005	1.340	0.004	0.010	3.141	0.018	0.003	6.323	0.184	0.057	11.021	0.021	0.074	17.866	0.056	0.024	28.225	0.105	0.050
76	0.410	0.013	0.008	1.370	0.012	0.005	3.238	0.073	0.009	6.462	0.123	0.049	11.210	0.012	0.069	17.986	0.124	0.050	28.340	0.102	0.319
77	0.415	0.006	0.008	1.350	0.045	0.002	3.376	0.015	0.017	7.885	0.057	0.058	11.374	0.011	0.058	17.830	0.245	0.012	28.649	0.185	0.184
78	0.389	0.008	0.004	1.367	0.025	0.007	3.395	0.006	0.004	6.948	0.254	0.021	11.212	0.022	0.009	18.078	0.012	0.019	28.842	0.237	0.062
79	0.343	0.006	0.004	1.349	0.001	0.002	3.226	0.108	0.004	6.427	0.048	0.045	11.428	0.129	0.039	17.639	0.032	0.019	28.289	0.219	0.232
80	0.423	0.011	0.006	1.345	0.028	0.002	3.172	0.005	0.005	6.683	0.027	0.011	11.053	0.093	0.078	18.091	0.199	0.012	28.809	0.167	0.025
81	0.512	0.005	0.009	1.372	0.021	0.010	3.171	0.003	0.002	6.456	0.076	0.015	11.276	0.045	0.029	17.740	0.174	0.069	28.537	0.890	0.020

Continued on next page

82	0.404	0.006	0.006	1.354	0.009	0.004	3.221	0.033	0.022	6.262	0.055	0.014	11.426	0.182	0.043	17.983	0.051	0.047	28.342	0.070	0.130
83	0.439	0.006	0.005	1.360	0.014	0.028	3.387	0.033	0.012	7.690	0.069	0.008	11.643	0.116	0.088	17.717	0.032	0.052	28.436	0.073	0.035
84	0.394	0.008	0.003	1.400	0.002	0.002	3.199	0.017	0.005	9.655	0.024	0.077	12.344	0.053	0.006	17.777	0.100	0.029	28.492	0.252	0.096
85	0.356	0.006	0.005	1.354	0.028	0.001	3.229	0.003	0.010	6.605	0.057	0.068	11.448	0.295	0.022	17.872	0.127	0.048	28.663	1.273	0.152
86	0.437	0.004	0.003	1.378	0.028	0.009	3.109	0.010	0.011	8.897	0.063	0.044	10.798	0.092	0.087	17.858	0.452	0.091	28.323	0.043	0.073
87	0.500	0.007	0.005	1.371	0.026	0.012	3.101	0.075	0.003	9.432	0.057	0.006	10.570	0.055	0.053	17.759	0.048	0.038	28.677	0.131	0.075
88	0.438	0.014	0.012	1.356	0.022	0.015	3.245	0.007	0.007	10.383	0.049	0.048	10.673	0.326	0.142	17.825	0.086	0.062	28.591	0.500	0.038
89	0.435	0.030	0.004	1.726	0.011	0.007	3.327	0.020	0.010	10.291	0.210	0.038	10.816	0.071	0.045	17.750	0.143	0.011	29.112	0.284	0.073
90	0.393	0.016	0.002	1.535	0.028	0.005	3.289	0.004	0.006	9.683	0.065	0.028	10.650	0.071	0.028	18.050	0.011	0.042	28.362	0.254	0.234
91	0.363	0.006	0.012	1.452	0.005	0.011	3.259	0.003	0.012	9.138	0.081	0.034	10.824	0.125	0.025	17.684	0.093	0.019	28.787	0.111	0.064
92	0.423	0.013	0.005	1.895	0.003	0.010	3.182	0.035	0.013	7.587	0.102	0.016	10.814	0.037	0.009	17.848	0.403	0.016	28.667	0.568	0.248
93	0.521	0.005	0.001	1.505	0.006	0.003	3.226	0.033	0.006	10.120	0.185	0.012	10.689	0.045	0.022	18.078	0.208	0.015	28.407	0.030	0.114
94	0.396	0.022	0.005	1.485	0.011	0.005	3.257	0.025	0.045	6.821	0.048	0.009	10.767	0.013	0.020	17.975	0.092	0.013	28.339	0.232	0.094
95	0.450	0.013	0.002	1.467	0.004	0.021	3.310	0.067	0.003	7.057	0.068	0.232	10.848	0.039	0.007	17.822	0.189	0.103	28.328	0.199	0.198
96	0.396	0.019	0.011	1.552	0.003	0.009	3.225	0.020	0.009	7.210	0.072	0.033	10.585	0.084	0.011	17.945	0.092	0.071	28.747	0.297	0.013
97	0.356	0.012	0.008	1.456	0.004	0.004	3.272	0.038	0.009	7.545	0.089	0.018	10.727	0.012	0.201	17.776	0.322	0.034	28.810	0.259	0.017
99	0.497	0.013	0.003	1.387	0.013	0.019	3.880	0.063	0.027	7.597	0.153	0.083	10.725	0.010	0.005	17.807	0.013	0.037	28.326	0.635	0.096
100	0.414	0.005	0.010	1.386	0.010	0.003	3.878	0.053	0.013	7.358	0.247	0.033	11.008	0.327	0.109	17.882	0.083	0.035	28.404	0.371	0.127
Avg	0.417	0.011	0.005	1.376	0.018	0.009	3.298	0.033	0.014	7.060	0.096	0.043	11.393	0.098	0.049	17.870	0.127	0.056	28.920	0.248	0.115

Table 1: Results for Erdős-Rényi random graphs

Inst	100k nodes		150k nodes		200k nodes		250k nodes		300k nodes						
	Lin	aqD	aqA*	Lin	aqD	aqA*	Lin	aqD	aqA*	Lin	aqD	aqA*			
1	6.100	2.616	0.204	10.843	3.267	0.298	12.860	5.341	0.467	15.809	6.519	0.502	23.250	1.590	0.684
2	6.185	3.263	0.196	10.870	1.599	0.264	14.650	1.054	0.426	17.455	2.198	0.510	21.749	5.020	0.641
3	6.593	0.760	0.207	10.867	2.189	0.270	12.942	1.150	0.388	17.602	0.383	0.551	19.976	5.823	0.734
4	6.852	2.607	0.181	10.638	3.254	0.316	13.344	0.854	0.406	16.182	1.159	0.537	21.656	0.828	0.629
5	6.501	0.660	0.247	12.308	0.885	0.262	14.079	1.721	0.449	16.111	6.560	0.504	24.461	1.194	0.673
6	6.619	0.294	0.172	11.375	1.280	0.266	12.710	5.231	0.441	16.725	0.884	0.530	22.030	1.588	0.635
7	6.658	2.569	0.221	11.712	3.994	0.257	12.985	2.069	0.426	16.803	1.680	0.592	22.364	3.337	0.627
8	7.000	2.955	0.157	11.590	1.900	0.358	13.603	4.593	0.394	15.565	3.262	0.514	23.157	7.552	0.613
9	6.910	1.120	0.154	11.501	3.271	0.293	13.007	6.147	0.449	15.874	3.104	0.714	22.571	7.289	0.693
10	7.192	0.878	0.312	11.282	3.056	0.259	14.432	1.669	0.385	17.524	0.220	0.570	20.579	0.225	0.619
11	7.090	0.635	0.167	10.378	2.109	0.277	14.133	0.475	0.388	18.220	1.430	0.515	22.740	5.103	0.608
12	6.785	0.895	0.205	11.275	3.689	0.260	14.423	3.454	0.420	17.512	2.274	0.534	21.329	1.039	0.690
13	6.395	0.833	0.195	11.087	3.802	0.278	13.617	0.483	0.435	15.674	2.309	0.500	21.212	4.161	0.716
14	6.398	2.072	0.479	10.900	2.585	0.258	13.713	2.462	0.397	16.304	0.394	0.566	20.966	3.604	0.656
15	5.981	2.777	0.214	11.509	0.863	0.255	13.718	3.249	0.420	15.893	3.646	0.524	19.805	4.400	0.639
16	7.244	2.757	0.163	9.974	1.255	0.300	12.921	0.854	0.426	17.513	2.919	0.550	19.195	1.088	0.619
17	6.598	2.653	0.232	10.898	1.389	0.256	14.656	3.158	0.409	15.662	1.938	0.563	22.211	7.916	0.720

Continued on next page

18	6.683	1.782	0.179	10.991	1.157	0.318	13.541	0.243	0.375	15.641	3.226	0.524	22.175	2.778	0.628
19	6.297	1.467	0.189	10.516	2.972	0.310	13.023	1.549	0.415	16.073	5.277	0.630	20.483	3.367	0.626
20	6.674	0.508	0.236	10.110	2.968	0.283	14.534	0.194	0.456	17.556	6.711	0.559	23.063	4.559	0.682
21	6.878	1.102	0.156	11.624	2.641	0.258	12.758	2.341	0.402	19.123	1.991	0.509	20.292	3.971	0.720
22	6.403	1.219	0.196	10.569	1.317	0.282	14.177	0.309	0.404	15.642	4.939	0.546	23.188	0.217	0.702
23	6.576	2.326	0.185	9.965	1.503	0.285	13.746	4.972	0.428	17.661	2.365	0.527	21.415	4.158	0.623
24	6.317	1.554	0.179	11.128	2.665	0.370	13.051	0.346	0.394	17.942	1.099	0.524	20.614	3.051	0.698
25	7.104	2.866	0.150	9.539	0.578	0.285	12.767	2.576	0.417	16.021	4.254	0.511	22.624	1.658	0.655
26	7.094	1.584	0.311	10.259	0.366	0.275	13.500	1.239	0.403	17.842	0.613	0.552	20.962	1.933	0.697
27	6.933	1.570	0.235	9.863	2.928	0.278	12.681	0.890	0.399	17.456	7.691	0.500	21.206	3.500	0.704
28	7.023	1.050	0.164	11.125	2.823	0.334	12.875	0.401	0.418	16.290	2.383	0.489	21.938	3.090	0.617
29	7.111	0.299	0.275	9.392	3.505	0.297	13.389	1.598	0.449	15.997	2.604	0.494	22.049	9.378	0.661
30	6.310	1.659	0.273	10.817	5.053	0.260	12.789	0.715	0.394	17.799	6.165	0.504	20.999	4.338	0.681
31	6.668	0.236	0.184	11.393	2.649	0.268	13.545	1.460	0.434	17.163	0.312	0.531	23.155	5.577	0.622
32	7.208	0.791	0.193	10.460	2.411	0.308	13.845	2.885	0.376	19.176	0.928	0.519	22.734	8.751	0.852
33	6.543	2.598	0.255	11.066	1.089	0.343	13.739	2.829	0.410	16.983	3.399	0.623	20.868	3.389	0.648
34	6.348	1.930	0.267	10.462	2.295	0.263	12.923	4.646	0.415	16.310	1.331	0.634	23.226	3.118	0.653
35	6.282	1.157	0.180	10.195	1.237	0.296	12.793	2.110	0.449	17.249	1.054	0.515	23.872	2.390	0.643
36	7.259	2.414	0.154	10.419	2.864	0.282	13.173	3.216	0.389	17.032	0.732	0.512	22.406	4.462	0.684
37	6.503	3.050	0.234	10.136	1.479	0.280	15.081	2.086	0.421	17.340	6.021	0.538	20.675	1.917	0.649
38	7.006	1.611	0.184	9.872	1.312	0.273	14.129	1.711	0.390	16.145	2.048	0.548	24.631	0.989	0.723
39	6.246	1.221	0.160	10.118	1.661	0.262	13.267	1.173	0.398	19.142	1.696	0.549	20.639	3.808	0.694
40	6.272	2.831	0.189	9.889	1.306	0.478	12.864	3.449	0.428	18.503	2.912	0.544	23.443	1.066	0.613
41	7.065	1.076	0.180	9.736	3.826	0.262	12.641	4.013	0.402	16.536	5.317	0.503	23.316	8.270	0.661
42	6.079	1.546	0.218	9.450	2.138	0.306	12.813	0.840	0.395	17.000	3.347	0.582	21.803	7.119	0.646
43	6.624	1.038	0.205	9.924	2.277	0.262	13.287	5.332	0.477	18.013	0.702	0.621	21.428	6.204	0.618
44	6.804	1.344	0.173	9.980	0.383	0.268	13.340	0.839	0.407	16.305	1.217	0.480	23.139	1.537	0.674
45	6.965	1.819	0.275	11.107	2.496	0.261	13.010	2.453	0.402	15.850	0.659	0.507	21.497	6.423	0.674
46	6.424	1.589	0.241	9.905	2.907	0.258	14.473	3.651	0.386	16.198	4.799	0.529	22.129	1.330	0.683
47	5.970	2.176	0.181	10.027	0.668	0.258	13.549	0.345	0.419	15.579	1.498	0.615	21.693	3.176	0.648
48	6.522	1.895	0.149	9.805	2.776	0.260	13.057	3.522	0.415	16.278	4.272	0.601	21.419	7.971	0.662
49	6.416	0.690	0.163	9.423	1.438	0.281	14.506	0.685	0.421	16.005	1.441	0.502	20.919	7.932	0.637
50	6.121	2.066	0.147	9.985	1.939	0.265	12.931	2.209	0.391	18.100	6.394	0.544	24.394	3.679	0.894
51	6.959	1.066	0.182	10.344	5.078	0.303	14.017	1.812	0.419	15.464	2.979	0.502	21.194	3.944	0.678
52	6.742	1.467	0.174	10.467	0.254	0.325	12.647	3.515	0.419	16.130	3.013	0.513	21.086	0.771	0.628
53	7.371	2.541	0.173	11.177	5.336	0.265	15.160	4.022	0.452	16.018	0.792	0.617	20.780	8.585	0.643
54	6.341	0.715	0.254	9.779	2.134	0.455	12.871	0.690	0.401	17.650	0.917	0.504	20.539	6.371	0.690
55	7.198	0.425	0.231	10.286	4.536	0.293	12.846	3.619	0.429	15.494	0.859	0.515	19.653	4.815	0.607
56	6.126	2.421	0.185	10.706	3.310	0.254	12.720	1.297	0.372	16.126	1.933	0.578	22.426	7.166	0.727
57	6.434	2.825	0.181	9.985	0.378	0.313	13.583	5.205	0.423	17.233	0.345	0.554	25.044	8.031	0.631
58	7.010	0.380	0.165	9.867	4.597	0.260	15.870	0.590	0.383	19.243	6.452	0.826	22.893	9.506	0.660

Continued on next page

59	6.489	2.107	0.151	9.870	3.123	0.279	12.707	2.365	0.413	17.814	5.816	0.614	21.531	7.346	0.628
60	6.828	2.228	0.180	9.656	4.656	0.359	13.878	3.566	0.399	16.569	7.096	0.509	21.064	3.274	0.645
61	6.632	2.279	0.171	10.847	1.456	0.390	13.566	3.140	0.515	17.929	1.508	0.563	21.355	3.801	0.850
62	6.202	2.069	0.164	11.141	4.704	0.402	14.296	0.504	0.397	18.100	3.476	0.527	20.085	4.910	1.169
63	7.025	0.437	0.242	10.267	1.352	0.281	13.370	2.249	0.421	17.072	5.888	0.557	21.193	4.065	0.607
64	6.340	0.548	0.150	10.874	2.057	0.301	14.143	2.366	0.384	15.450	3.221	0.802	21.114	8.288	0.656
65	6.649	1.747	0.235	10.450	2.434	0.279	13.207	6.685	0.452	15.369	0.558	0.497	20.214	2.956	0.724
66	6.439	1.336	0.161	9.294	1.988	0.248	13.496	0.838	0.416	16.136	2.147	0.557	21.580	2.744	0.641
67	6.637	1.351	0.160	10.325	1.539	0.288	12.823	1.553	0.422	16.734	6.529	0.560	22.779	3.018	0.625
68	6.989	1.415	0.147	11.298	2.475	0.265	14.296	0.718	0.401	15.838	3.820	0.659	20.370	2.431	0.669
69	6.092	0.968	0.201	9.304	2.784	0.306	12.858	4.746	0.438	15.387	7.566	0.536	23.534	4.291	0.718
70	6.489	2.424	0.172	10.218	1.708	0.295	14.562	4.905	0.399	16.051	0.480	0.531	20.428	3.383	0.628
71	6.231	0.917	0.156	10.930	2.449	0.281	13.323	3.930	0.405	17.666	2.098	0.510	20.052	2.984	0.644
72	7.060	2.174	0.247	9.734	1.368	0.247	13.878	3.893	0.377	16.923	9.159	0.635	24.489	11.020	0.812
73	6.904	1.857	0.162	10.155	3.271	0.266	14.053	2.300	0.418	17.099	3.459	0.588	21.761	6.274	0.646
74	6.976	0.824	0.198	9.528	1.753	0.266	13.602	3.759	0.412	15.545	1.594	0.536	22.525	0.346	0.659
75	7.183	0.717	0.148	10.218	3.184	0.266	13.362	1.264	0.393	16.150	0.687	0.563	21.538	5.115	0.689
76	6.648	0.832	0.216	9.571	3.912	0.290	13.332	1.602	0.405	16.145	1.995	0.491	19.800	1.780	0.639
77	6.369	1.054	0.204	10.463	4.356	0.310	12.970	0.560	0.490	16.319	1.679	0.522	20.946	1.796	0.685
78	6.742	0.770	0.166	9.889	3.230	0.313	12.900	2.217	0.386	15.651	3.909	0.615	23.106	1.237	0.626
79	6.994	1.917	0.189	11.017	4.253	0.329	12.927	0.194	0.405	15.513	2.393	0.509	23.693	2.502	0.688
80	5.981	0.698	0.191	10.002	2.888	0.266	13.309	1.065	0.446	16.203	2.754	0.501	20.110	6.993	0.635
81	7.022	2.667	0.233	10.105	3.264	0.279	13.462	2.739	0.428	17.718	1.685	0.692	21.466	3.328	0.653
82	7.026	2.214	0.165	11.318	2.793	0.267	13.198	5.212	0.374	16.806	2.790	0.557	19.677	9.951	0.688
83	6.920	1.579	0.151	9.906	2.861	0.290	14.650	0.654	0.392	17.759	1.421	0.548	20.471	8.855	0.618
84	6.853	2.444	0.236	9.754	4.709	0.257	15.449	2.265	0.431	16.019	0.413	0.505	20.998	4.289	0.758
85	6.838	1.448	0.156	9.653	1.874	0.272	13.550	0.709	0.421	17.126	1.095	0.544	20.759	3.925	0.632
86	6.829	2.409	0.180	10.260	1.454	0.271	13.147	1.116	0.470	17.199	1.678	0.544	22.661	4.055	0.686
87	7.086	2.945	0.180	11.667	0.470	0.269	13.302	1.559	0.412	16.049	8.095	0.629	22.556	4.578	0.728
88	6.398	2.401	0.188	9.524	0.328	0.270	13.883	1.144	0.381	16.337	4.184	0.588	20.721	4.166	0.651
89	6.847	0.576	0.148	11.000	3.219	0.251	12.935	3.953	0.467	15.742	0.612	0.538	20.410	3.777	0.672
90	6.979	0.704	0.203	10.142	3.467	0.296	14.866	1.748	0.399	16.964	5.564	0.512	21.201	1.261	0.759
91	6.598	2.349	0.184	10.567	0.210	0.320	13.584	1.078	0.432	15.716	2.061	0.592	22.582	4.261	0.666
92	7.143	1.073	0.175	9.493	0.595	0.278	13.295	1.652	0.402	15.565	1.054	0.506	22.761	2.998	0.638
93	6.507	2.085	0.244	11.228	0.460	0.313	13.127	2.589	0.394	15.441	1.621	0.505	19.946	4.426	0.641
94	6.952	1.803	0.189	10.834	2.644	0.295	14.155	2.502	0.436	16.305	2.185	0.516	21.146	0.697	0.767
95	5.907	1.700	0.164	10.726	3.260	0.278	12.855	1.993	0.455	18.222	0.920	0.551	22.912	1.360	0.814
96	6.016	0.988	0.150	10.408	1.633	0.321	12.654	1.433	0.371	15.841	2.805	0.630	22.969	1.938	0.638
97	6.049	2.784	0.152	10.303	2.426	0.272	13.308	2.287	0.453	17.416	3.419	0.549	19.846	2.708	0.678
98	6.194	2.839	0.178	9.728	1.159	0.293	12.828	3.081	0.399	18.448	3.844	0.651	20.618	6.130	0.654
99	6.793	1.668	0.286	10.058	0.154	0.264	12.670	1.744	0.395	16.639	3.320	0.578	20.431	7.359	0.653

Continued on next page

100	5.839	2.502	0.161	11.217	2.811	0.287	13.096	0.404	0.402	15.613	1.530	0.502	21.967	1.773	0.810
Avg	6.647	1.641	0.196	10.438	2.364	0.289	13.502	2.258	0.415	16.723	2.857	0.554	21.706	4.184	0.678

Table 2: Results for Configuration Model random graphs

Inst	$\lambda = 1$			$\lambda = 5$			$\lambda = 50$			$\lambda = 500$			$\lambda = 1000$		
	Lin	aqD	aqA*	Lin	aqD	aqA*	Lin	aqD	aqA*	Lin	aqD	aqA*	Lin	aqD	aqA*
1	26.316	0.303	0.116	25.662	0.296	0.222	25.670	0.396	0.110	25.646	0.428	0.077	25.597	0.458	0.079
2	25.624	0.315	0.108	25.622	0.304	0.097	25.648	0.141	0.103	25.587	0.089	0.120	25.494	0.079	0.126
3	25.931	0.399	0.011	25.550	0.226	0.011	25.641	0.236	0.022	25.575	0.146	0.103	25.511	0.120	0.132
4	25.577	0.007	0.023	25.509	0.011	0.072	25.603	0.115	0.051	25.536	0.173	0.070	25.575	0.159	0.069
5	25.614	0.069	0.041	25.513	0.125	0.049	25.705	0.147	0.043	25.462	0.074	0.059	25.418	0.067	0.062
6	25.633	0.130	0.024	25.552	0.201	0.086	25.684	0.218	0.172	25.588	0.256	0.085	25.459	0.253	0.089
7	25.974	0.530	0.055	25.530	0.238	0.112	25.583	0.154	0.081	25.533	0.225	0.069	25.481	0.168	0.067
8	25.647	0.474	0.019	25.583	0.249	0.050	25.628	0.187	0.049	25.600	0.222	0.051	25.467	0.244	0.056
9	25.719	0.161	0.020	25.564	0.116	0.088	25.599	0.242	0.152	25.601	0.145	0.158	25.485	0.141	0.167
10	25.483	0.363	0.044	25.520	0.447	0.036	25.578	0.121	0.083	25.513	0.095	0.092	25.421	0.100	0.099
11	25.615	0.057	0.090	25.585	0.097	0.089	25.658	0.160	0.133	25.562	0.208	0.178	25.447	0.192	0.202
12	25.786	0.164	0.053	25.526	0.220	0.194	25.583	0.137	0.327	25.697	0.146	0.163	25.462	0.121	0.161
13	25.705	0.295	0.196	25.649	0.198	0.286	25.606	0.119	0.215	25.646	0.075	0.111	25.425	0.069	0.092
14	25.643	0.557	0.013	25.609	0.254	0.034	25.789	0.240	0.053	25.683	0.268	0.072	25.457	0.284	0.079
15	25.585	0.021	0.085	25.629	0.261	0.150	25.633	0.203	0.215	25.671	0.191	0.102	25.437	0.167	0.100
16	25.729	0.216	0.030	25.727	0.379	0.062	25.644	0.196	0.050	25.703	0.244	0.067	25.480	0.226	0.073
17	25.835	0.582	0.161	25.652	0.496	0.167	25.651	0.204	0.239	25.641	0.189	0.097	25.517	0.204	0.092
18	25.758	0.377	0.135	25.600	0.273	0.133	25.662	0.341	0.276	25.669	0.236	0.211	25.588	0.217	0.215
19	25.847	0.132	0.026	25.665	0.244	0.082	25.628	0.196	0.228	25.526	0.201	0.102	25.517	0.190	0.094
20	25.632	0.396	0.118	25.734	0.132	0.124	25.667	0.092	0.059	25.551	0.184	0.066	25.437	0.203	0.070
21	25.754	0.189	0.192	25.957	0.282	0.160	25.648	0.321	0.062	25.609	0.119	0.061	25.486	0.109	0.065
22	25.625	0.127	0.029	25.684	0.085	0.047	25.598	0.127	0.066	25.544	0.171	0.060	25.466	0.180	0.062
23	25.625	0.461	0.012	25.651	0.425	0.012	25.830	0.203	0.054	25.606	0.172	0.091	25.489	0.125	0.089
24	25.870	0.345	0.054	25.745	0.310	0.081	25.576	0.255	0.071	25.550	0.086	0.083	25.495	0.079	0.091
25	25.725	0.176	0.022	25.809	0.219	0.025	25.611	0.358	0.110	25.545	0.173	0.115	25.500	0.165	0.132
26	25.620	0.077	0.079	25.623	0.067	0.050	25.661	0.171	0.062	25.550	0.099	0.087	25.452	0.091	0.096
27	25.622	0.176	0.115	25.695	0.084	0.094	25.606	0.226	0.052	25.650	0.092	0.062	25.530	0.075	0.067
28	25.644	0.295	0.038	25.649	0.457	0.091	25.512	0.289	0.125	25.504	0.199	0.073	25.443	0.200	0.071
29	25.952	0.141	0.024	25.887	0.451	0.068	26.047	0.706	0.104	25.549	0.534	0.221	25.496	0.506	0.235
30	25.639	0.589	0.066	25.654	0.285	0.369	26.063	0.431	0.125	25.542	0.286	0.117	25.459	0.295	0.150
31	25.740	0.561	0.050	25.782	0.496	0.043	26.102	0.102	0.090	25.608	0.072	0.145	25.467	0.079	0.115
32	25.508	0.269	0.062	25.608	0.188	0.077	26.108	0.471	0.061	25.522	0.184	0.071	25.391	0.162	0.069
33	25.703	0.157	0.010	25.780	0.118	0.010	26.064	0.445	0.019	25.675	0.287	0.131	25.527	0.246	0.150
34	25.589	0.114	0.027	25.642	0.195	0.395	26.022	0.302	0.184	25.547	0.145	0.110	25.443	0.148	0.113

Continued on next page

35	25.914	0.079	0.136	25.744	0.043	0.116	26.112	0.061	0.160	25.640	0.077	0.126	25.468	0.079	0.134
36	25.691	0.371	0.215	25.696	0.319	0.158	26.070	0.094	0.088	25.654	0.082	0.096	25.519	0.087	0.106
37	25.579	0.298	0.123	25.681	0.216	0.061	25.979	0.192	0.127	25.556	0.215	0.070	25.493	0.186	0.064
38	25.718	0.340	0.134	25.811	0.290	0.064	26.145	0.535	0.123	25.564	0.338	0.090	25.451	0.279	0.079
39	25.579	0.181	0.175	25.637	0.336	0.213	25.978	0.393	0.121	25.574	0.110	0.068	25.406	0.095	0.072
40	25.752	0.188	0.028	25.694	0.162	0.059	26.060	0.340	0.097	25.547	0.082	0.096	25.496	0.071	0.096
41	25.606	0.154	0.024	25.762	0.178	0.062	26.095	0.361	0.111	25.569	0.173	0.075	25.419	0.156	0.076
42	25.596	0.201	0.071	25.770	0.523	0.183	25.985	0.488	0.096	25.561	0.179	0.064	25.547	0.147	0.061
43	25.705	0.145	0.055	25.647	0.208	0.092	25.997	0.279	0.061	25.536	0.334	0.073	25.503	0.300	0.077
44	26.118	0.082	0.016	25.911	0.106	0.031	26.135	0.616	0.067	25.624	0.527	0.089	25.490	0.532	0.096
45	26.112	0.205	0.135	25.773	0.647	0.141	26.067	0.272	0.150	25.604	0.119	0.163	25.521	0.099	0.186
46	25.692	0.085	0.083	25.585	0.120	0.117	26.000	0.212	0.105	25.566	0.288	0.170	25.509	0.289	0.199
47	25.544	0.237	0.057	25.541	0.183	0.080	26.070	0.100	0.130	25.540	0.151	0.093	25.450	0.171	0.098
48	26.038	0.092	0.130	25.499	0.283	0.254	26.172	0.347	0.098	25.518	0.149	0.073	25.583	0.128	0.068
49	25.535	0.105	0.081	25.419	0.270	0.098	25.980	0.392	0.062	25.513	0.432	0.087	25.467	0.388	0.097
50	25.700	0.383	0.169	25.505	0.294	0.096	26.212	0.205	0.074	25.562	0.123	0.104	25.497	0.103	0.118
51	25.764	0.158	0.090	25.560	0.600	0.057	25.977	0.431	0.037	25.543	0.189	0.040	25.501	0.199	0.046
52	25.774	0.174	0.168	25.492	0.213	0.175	26.100	0.134	0.120	25.590	0.130	0.078	25.504	0.135	0.081
53	25.615	0.086	0.012	25.566	0.158	0.022	26.065	0.473	0.063	25.618	0.333	0.145	25.466	0.309	0.138
54	25.545	0.459	0.080	25.515	0.170	0.106	26.065	0.177	0.110	25.585	0.335	0.082	25.582	0.313	0.074
55	25.674	0.187	0.106	25.551	0.412	0.152	26.041	0.324	0.115	25.550	0.402	0.185	25.462	0.355	0.221
56	25.737	0.364	0.140	25.746	0.279	0.195	26.146	0.594	0.104	25.610	0.260	0.098	25.448	0.245	0.093
57	25.588	0.445	0.124	25.522	0.462	0.301	26.031	0.222	0.115	25.564	0.309	0.076	25.471	0.357	0.076
58	25.643	0.243	0.035	25.541	0.305	0.057	26.104	0.248	0.052	25.593	0.190	0.080	25.524	0.205	0.084
59	25.739	0.092	0.015	25.520	0.075	0.034	26.052	0.266	0.084	25.570	0.167	0.066	25.442	0.156	0.064
60	25.730	0.051	0.009	25.520	0.182	0.009	26.023	0.085	0.039	25.566	0.096	0.226	25.498	0.108	0.234
61	25.781	0.030	0.046	25.615	0.084	0.167	26.096	0.312	0.103	25.573	0.335	0.089	25.520	0.373	0.098
62	26.232	0.204	0.025	25.560	0.214	0.024	26.085	0.245	0.117	25.566	0.116	0.214	25.550	0.101	0.228
63	25.580	0.251	0.043	25.511	0.157	0.219	26.006	0.164	0.160	25.632	0.096	0.081	25.700	0.084	0.084
64	25.571	0.058	0.036	25.509	0.135	0.095	26.107	0.150	0.065	25.654	0.257	0.054	25.724	0.249	0.055
65	25.745	0.466	0.088	25.603	0.611	0.100	25.994	0.244	0.086	25.579	0.146	0.099	25.643	0.142	0.110
66	25.476	0.124	0.073	25.456	0.325	0.072	26.029	0.534	0.053	25.593	0.206	0.083	25.605	0.169	0.095
67	25.957	0.077	0.055	25.988	0.073	0.314	26.127	0.341	0.099	25.717	0.248	0.084	25.684	0.237	0.087
68	25.563	0.366	0.037	25.801	0.361	0.082	26.057	0.285	0.156	25.584	0.261	0.091	25.591	0.221	0.090
69	26.236	0.180	0.014	25.962	0.228	0.094	26.142	0.216	0.286	25.657	0.158	0.271	25.753	0.138	0.259
70	25.638	0.932	0.056	25.796	0.426	0.109	26.055	0.170	0.061	25.605	0.108	0.072	25.604	0.110	0.079
71	25.721	0.244	0.019	25.858	0.127	0.028	26.074	0.177	0.077	25.606	0.203	0.181	25.651	0.200	0.222
72	25.590	0.311	0.035	25.783	0.345	0.033	26.049	0.289	0.071	25.618	0.235	0.117	25.730	0.226	0.138
73	25.546	0.018	0.065	25.836	0.016	0.211	26.104	0.046	0.180	25.551	0.128	0.097	25.684	0.152	0.092
74	25.815	0.231	0.022	25.942	0.496	0.094	26.010	0.173	0.169	25.571	0.218	0.124	25.622	0.225	0.122
75	25.768	0.258	0.086	25.919	0.990	0.041	26.097	0.240	0.064	25.625	0.135	0.128	25.685	0.136	0.147

Continued on next page

76	25.759	0.055	0.222	25.827	0.308	0.075	26.093	0.099	0.052	25.546	0.109	0.064	25.603	0.114	0.076
77	25.835	0.068	0.065	25.940	0.162	0.082	26.145	0.222	0.084	25.580	0.376	0.076	25.659	0.283	0.082
78	25.658	0.050	0.254	25.737	0.035	0.363	26.085	0.096	0.177	25.527	0.216	0.153	25.696	0.208	0.158
79	25.798	0.115	0.018	25.892	0.300	0.020	26.107	0.169	0.050	25.598	0.172	0.073	25.658	0.185	0.077
80	25.654	0.262	0.037	25.819	0.186	0.139	25.992	0.262	0.196	25.583	0.172	0.137	25.614	0.152	0.129
81	25.540	0.179	0.222	25.917	0.240	0.141	26.107	0.237	0.085	25.657	0.151	0.096	25.760	0.132	0.103
82	25.826	0.131	0.019	26.184	0.301	0.032	26.047	0.489	0.105	25.528	0.314	0.061	25.634	0.289	0.059
83	25.632	0.685	0.109	26.008	0.258	0.216	26.076	0.097	0.180	25.522	0.109	0.079	25.690	0.100	0.077
84	25.569	0.266	0.163	25.768	0.163	0.131	26.093	0.237	0.116	25.511	0.170	0.068	25.448	0.174	0.071
85	25.581	0.089	0.063	25.789	0.118	0.099	26.024	0.271	0.108	25.542	0.198	0.063	25.545	0.166	0.060
86	25.746	0.270	0.160	25.762	0.269	0.266	25.633	0.118	0.138	25.600	0.083	0.076	25.542	0.084	0.075
87	25.674	0.381	0.181	25.812	0.284	0.171	25.730	0.150	0.091	25.498	0.206	0.164	25.522	0.187	0.198
88	25.673	0.320	0.295	25.822	0.343	0.526	25.635	0.233	0.342	25.557	0.085	0.276	25.507	0.081	0.284
89	25.735	0.309	0.043	25.839	0.883	0.043	25.595	0.794	0.090	25.564	0.382	0.080	25.498	0.324	0.087
90	25.538	0.367	0.018	25.702	0.264	0.265	25.463	0.367	0.191	25.630	0.177	0.092	25.560	0.174	0.083
91	25.784	0.292	0.053	25.910	0.268	0.036	25.612	0.277	0.058	25.534	0.157	0.099	25.606	0.159	0.113
92	25.629	0.584	0.024	25.882	0.477	0.038	25.472	0.182	0.217	25.627	0.350	0.115	25.461	0.316	0.112
93	25.862	0.353	0.080	25.875	0.388	0.055	25.549	0.228	0.045	25.514	0.175	0.069	25.510	0.185	0.065
94	25.827	0.305	0.066	25.898	0.095	0.098	25.605	0.099	0.082	25.574	0.320	0.073	25.406	0.292	0.075
95	26.407	0.243	0.012	25.933	0.295	0.012	25.503	0.230	0.028	25.580	0.522	0.148	25.507	0.407	0.182
96	25.824	0.033	0.173	25.966	0.054	0.112	25.530	0.372	0.150	25.500	0.191	0.075	25.529	0.156	0.069
97	25.633	0.356	0.021	25.766	0.977	0.062	25.522	0.448	0.183	25.505	0.331	0.069	25.524	0.352	0.067
98	25.802	0.272	0.017	25.822	0.376	0.048	25.521	0.572	0.103	25.530	0.161	0.221	25.516	0.117	0.224
99	25.686	0.261	0.011	25.858	0.155	0.016	25.539	0.265	0.026	25.606	0.200	0.064	25.589	0.180	0.074
100	25.583	0.368	0.075	25.769	0.349	0.067	25.503	0.281	0.206	25.579	0.160	0.079	25.546	0.145	0.073
Avg	25.724	0.250	0.077	25.710	0.276	0.114	25.872	0.265	0.112	25.580	0.205	0.105	25.529	0.193	0.110

Table 3: Results for quadratic cost variation on Erdős-Rényi random graphs

Inst	$\lambda = 1$			$\lambda = 5$			$\lambda = 50$			$\lambda = 500$			$\lambda = 1000$		
	Lin	aqD	aqA*	Lin	aqD	aqA*	Lin	aqD	aqA*	Lin	aqD	aqA*	Lin	aqD	aqA*
1	19.540	0.407	0.685	19.769	2.717	0.854	22.052	8.482	2.943	20.673	8.694	3.519	20.501	8.790	3.553
2	18.323	5.253	0.613	18.197	4.354	0.631	18.669	1.650	0.739	19.390	1.602	0.795	18.482	1.609	0.801
3	19.198	0.304	0.635	19.913	0.967	0.949	19.079	2.749	2.362	20.097	2.546	2.975	20.010	2.541	2.996
4	18.404	5.164	0.707	18.379	2.041	1.369	19.622	3.002	2.120	20.231	3.581	2.480	20.255	3.629	2.500
5	19.177	0.316	0.654	18.369	0.434	0.801	18.330	1.555	3.248	18.593	2.256	3.464	19.336	2.331	3.550
6	18.388	0.397	0.708	18.352	1.339	1.263	18.237	3.124	5.442	18.398	3.242	5.610	18.188	3.282	5.677
7	19.911	1.781	0.624	19.115	0.652	0.827	22.074	0.319	1.656	22.462	0.313	2.070	22.110	0.327	2.103
8	19.349	0.681	0.648	19.266	0.423	1.697	18.711	0.920	5.101	18.763	1.224	5.044	19.521	1.234	5.047
9	23.015	1.292	0.646	19.781	3.266	0.841	18.419	0.678	1.543	18.518	0.591	1.879	18.223	0.589	1.908
10	20.988	0.392	0.676	19.544	0.374	0.846	19.648	0.717	2.248	20.138	0.895	3.175	19.937	0.873	3.288

Continued on next page

11	18.783	3.985	0.684	19.145	5.787	1.141	19.521	3.984	4.396	20.061	3.037	5.792	20.775	2.962	5.909
12	21.116	1.141	0.648	22.358	1.930	1.666	22.061	1.739	3.371	21.622	1.678	3.557	22.211	1.672	3.574
13	19.288	1.014	0.662	19.585	3.702	1.186	19.461	5.010	1.391	19.397	4.822	1.530	19.907	4.741	1.547
14	19.384	0.955	0.660	18.729	3.353	3.065	19.041	4.649	4.368	19.496	3.690	4.828	19.209	3.563	4.877
15	18.720	7.923	0.750	20.883	9.030	0.788	20.631	6.966	1.182	20.226	7.101	1.379	20.663	7.139	1.425
16	22.083	0.255	0.649	20.188	0.212	1.765	19.597	0.227	5.221	19.159	0.241	6.338	19.606	0.255	6.404
17	19.926	3.316	0.690	20.002	2.008	1.076	20.878	5.069	0.971	21.197	6.193	0.928	20.729	6.238	0.915
18	18.729	1.198	0.689	18.411	1.858	1.214	18.563	6.873	4.638	18.880	8.023	4.963	19.351	8.007	4.961
19	18.798	1.317	0.630	18.360	3.792	0.818	18.323	3.867	1.503	18.613	4.125	1.591	18.167	4.075	1.586
20	19.021	0.405	0.774	19.452	0.841	1.385	18.620	4.787	6.077	18.879	6.414	7.289	18.353	6.490	7.350
21	19.939	0.421	0.650	19.493	5.405	0.838	21.084	4.585	1.810	20.874	4.856	2.069	20.364	4.776	2.147
22	18.846	1.011	0.723	18.689	1.058	3.309	20.260	1.942	3.008	20.891	1.924	2.964	21.276	1.919	2.934
23	18.700	1.921	0.618	19.321	0.691	1.663	20.012	0.398	4.122	20.434	0.394	5.139	20.880	0.389	5.206
24	19.749	1.012	0.615	18.994	1.599	0.897	18.618	0.667	6.649	18.689	0.550	7.464	19.071	0.531	7.510
25	20.332	0.737	0.667	19.021	1.953	1.723	18.374	3.809	5.197	18.418	4.521	6.111	18.078	4.560	6.052
26	18.890	2.245	0.648	18.481	8.626	0.979	18.726	5.421	1.187	19.005	5.367	1.203	18.593	5.363	1.215
27	18.610	0.781	0.663	18.346	2.396	1.335	20.707	2.723	3.108	22.688	3.079	3.831	23.191	3.094	3.896
28	19.674	4.048	0.681	20.075	7.806	0.968	21.368	5.433	2.282	21.032	4.529	2.063	21.540	4.429	2.039
29	18.694	0.466	0.724	19.126	0.716	1.672	18.818	2.727	6.062	18.810	3.517	7.536	19.157	3.569	7.601
30	18.706	1.266	0.623	18.332	2.815	0.782	18.482	2.454	1.312	18.552	2.026	1.613	18.200	1.954	1.545
31	18.870	7.554	0.709	19.803	4.522	0.980	21.511	1.262	6.573	21.604	0.782	9.187	21.137	0.754	9.136
32	19.392	1.317	0.779	18.556	3.030	1.043	18.687	1.886	2.428	18.993	2.007	3.122	19.551	2.022	3.066
33	19.365	9.411	0.797	18.550	5.356	2.320	18.827	4.460	4.195	19.105	4.797	5.078	18.712	4.798	5.031
34	19.277	0.433	0.630	21.188	0.731	1.001	21.328	0.937	2.395	21.243	0.847	2.249	21.722	0.838	2.182
35	18.966	0.607	0.694	18.309	1.858	0.969	18.272	3.452	3.830	18.596	3.715	5.386	18.987	3.741	5.407
36	22.472	1.425	0.645	20.193	7.927	0.710	20.261	8.155	1.191	20.137	6.804	1.461	19.687	6.689	1.456
37	19.574	0.556	0.854	18.484	0.390	1.259	18.347	0.697	1.085	18.566	0.759	1.143	19.018	0.752	1.115
38	19.676	0.332	0.732	18.998	0.436	1.059	19.087	0.454	2.442	18.879	0.499	3.423	18.572	0.504	3.424
39	20.507	0.305	0.666	18.713	5.309	1.072	18.552	3.565	2.805	18.651	3.336	3.399	19.129	3.367	3.415
40	20.259	0.670	0.637	18.571	1.226	2.140	19.243	1.630	4.735	20.132	1.567	5.316	19.715	1.557	5.326
41	19.849	0.349	0.826	19.787	0.223	1.290	19.237	0.215	0.723	19.720	0.222	0.717	20.305	0.218	0.717
42	20.234	0.340	0.654	19.387	0.632	1.493	19.684	3.038	3.681	19.383	3.271	4.710	19.257	3.248	4.624
43	18.648	0.259	0.669	18.372	0.197	1.163	18.362	0.214	4.480	18.558	0.224	6.105	19.553	0.244	6.044
44	19.326	0.489	0.705	18.516	1.758	1.300	18.521	1.367	2.291	18.528	1.446	2.606	18.657	1.457	2.492
45	19.894	0.174	0.674	18.492	0.174	3.453	18.441	0.204	4.370	18.632	0.229	5.140	18.706	0.212	5.034
46	18.833	4.570	0.701	20.360	1.648	1.909	22.282	0.910	3.704	22.415	0.907	4.358	22.557	0.909	4.317
47	19.522	5.624	0.619	19.054	6.225	0.958	19.860	4.400	2.877	20.649	4.426	3.416	21.522	4.319	3.432
48	19.804	7.497	0.715	19.316	8.053	0.684	19.921	4.128	3.098	20.357	3.351	4.288	21.249	3.317	4.341
49	22.231	0.743	0.642	18.430	6.224	1.249	18.363	6.941	1.718	18.363	7.256	1.846	19.212	7.307	1.820
50	19.285	0.330	0.629	18.799	0.354	0.803	22.020	0.767	2.295	23.042	0.991	3.219	23.113	0.985	3.180
51	19.893	0.329	0.649	18.734	1.104	1.008	18.552	6.848	2.266	18.514	6.303	2.810	19.419	6.209	2.833

Continued on next page



52	18.943	0.406	0.700	19.539	0.619	2.806	19.855	1.436	3.213	20.137	1.595	3.420	19.848	1.546	3.399
53	18.505	0.485	0.659	18.896	3.112	0.662	19.235	5.475	0.826	19.246	4.280	1.012	19.711	4.194	0.996
54	19.074	0.297	0.693	18.810	0.265	2.944	19.894	0.353	9.609	19.591	0.405	9.286	19.306	0.417	9.008
55	21.197	1.190	0.804	19.928	3.858	2.168	18.400	2.386	3.200	18.427	2.315	3.307	19.017	2.294	3.211
56	18.669	1.827	0.619	19.475	3.689	1.131	20.499	6.807	1.162	20.687	6.628	1.210	20.348	6.628	1.177
57	19.491	0.387	0.733	20.457	1.041	1.255	20.317	0.499	2.712	19.783	0.469	3.180	20.325	0.490	3.155
58	19.190	1.371	0.707	19.656	0.796	0.785	19.953	1.676	1.101	20.364	2.071	1.247	20.960	2.117	1.233
59	21.724	1.250	0.657	19.289	0.570	1.020	20.071	0.813	6.764	19.982	0.828	8.363	20.547	0.830	8.170
60	20.652	0.349	0.602	19.321	0.479	0.677	21.905	1.848	2.009	22.097	2.615	3.105	22.648	2.681	3.051
61	18.343	0.497	0.602	18.332	1.990	0.667	18.344	8.360	1.761	18.451	7.413	2.469	19.119	7.262	2.428
62	18.435	3.051	0.637	18.717	5.856	0.817	20.816	9.934	2.674	20.685	9.860	3.595	20.332	9.762	3.615
63	18.626	1.889	0.748	18.664	2.350	2.392	19.230	1.259	2.465	19.685	1.253	2.488	20.354	1.233	2.446
64	19.736	0.840	0.661	19.741	3.184	0.958	19.143	7.933	2.916	19.287	6.542	4.133	19.955	6.402	4.096
65	18.340	0.870	0.645	18.325	1.003	1.322	18.270	1.063	3.681	18.358	1.208	4.206	18.036	1.191	4.129
66	20.168	0.345	0.691	19.324	0.610	4.403	19.712	0.987	8.108	20.143	0.915	8.332	19.784	0.921	8.062
67	18.621	0.364	0.721	18.474	4.651	1.712	18.865	3.556	1.359	19.218	3.177	1.463	19.891	3.108	1.490
68	19.974	0.784	0.675	19.698	2.384	1.145	18.930	1.961	1.897	19.014	1.844	1.768	18.760	1.853	1.738
69	19.272	1.775	0.666	21.807	1.598	4.130	20.689	1.236	6.077	20.813	1.192	6.956	21.532	1.171	6.897
70	18.593	6.185	0.701	18.531	4.669	1.606	18.597	3.685	1.634	18.706	3.885	1.733	19.300	3.887	1.720
71	20.005	0.348	0.656	18.908	3.076	0.688	19.450	6.553	1.565	20.089	7.674	2.243	19.777	7.753	2.227
72	19.386	0.553	0.647	19.223	1.650	1.107	19.663	2.178	2.238	19.864	1.826	2.957	20.408	1.780	2.975
73	20.401	0.685	0.636	18.715	2.453	1.121	19.722	4.135	4.728	20.738	3.279	5.127	21.360	3.213	5.055
74	19.183	0.290	0.629	20.320	0.380	1.162	19.919	1.386	3.708	19.986	1.656	3.381	20.584	1.625	3.272
75	20.476	0.920	0.669	18.856	3.379	3.908	19.195	3.943	8.034	18.947	4.520	9.345	19.573	4.562	9.208
76	18.486	0.224	0.647	19.056	0.428	1.124	18.676	2.881	1.961	18.862	3.571	2.376	18.386	3.542	2.360
77	18.735	1.216	0.730	19.002	1.307	2.131	18.687	4.245	6.246	18.820	5.479	7.713	19.365	5.511	7.657
78	18.824	3.856	0.680	18.510	3.766	1.833	18.750	3.232	5.752	19.193	3.526	5.695	18.808	3.619	5.590
79	18.773	3.932	0.634	18.671	4.626	0.723	19.196	8.774	1.263	19.942	8.242	1.490	20.599	8.179	1.486
80	19.927	0.321	0.626	21.491	0.455	1.790	19.266	1.589	6.229	19.213	2.190	8.039	19.720	2.207	7.999
81	19.533	1.723	0.732	19.770	1.092	2.104	20.195	1.506	5.988	20.412	1.707	6.894	19.997	1.738	6.797
82	19.222	0.311	0.768	18.721	0.228	3.198	20.469	0.260	6.222	20.039	0.263	6.157	20.461	0.261	6.040
83	19.006	8.239	0.698	20.181	1.830	1.112	19.372	0.856	1.747	19.325	0.877	1.757	20.084	0.871	1.748
84	20.091	2.464	0.617	18.387	5.333	0.623	18.356	2.098	0.670	18.414	2.005	0.811	18.065	1.991	0.793
85	19.086	0.254	0.746	19.198	0.458	0.706	19.453	0.829	1.619	19.809	1.008	2.069	19.393	1.004	2.129
86	18.571	0.923	0.782	18.693	4.074	1.036	18.610	9.347	2.084	18.701	10.431	2.525	19.324	10.385	2.637
87	20.033	0.539	0.615	18.957	2.771	0.616	19.204	1.647	0.622	19.530	1.647	0.652	19.240	1.650	0.667
88	19.045	0.305	0.639	18.571	0.779	2.569	18.587	1.869	7.371	18.764	1.852	8.500	19.353	1.840	8.547
89	18.843	0.204	0.619	18.641	0.239	1.480	18.230	0.869	2.331	18.390	1.280	2.534	18.139	1.302	2.543
90	18.719	7.608	0.746	19.357	10.161	1.503	20.377	7.314	5.460	20.178	7.514	6.343	19.745	7.420	6.426
91	19.921	2.289	0.937	20.053	4.608	0.986	19.557	5.227	2.436	19.647	4.395	3.300	20.181	4.278	3.342
92	18.353	9.844	0.662	18.687	4.968	0.859	19.986	5.181	2.242	20.202	4.935	3.197	20.019	4.910	3.252

Continued on next page

93	19.836	0.521	0.612	20.247	0.848	0.853	20.650	3.437	4.013	20.349	2.782	5.110	20.972	2.728	5.066
94	19.090	1.256	0.651	18.651	6.149	0.994	18.359	1.817	4.492	18.377	1.747	5.036	18.946	1.745	5.023
95	18.640	0.191	0.908	18.518	0.181	2.420	18.409	0.174	5.757	18.475	0.177	6.239	18.179	0.176	6.269
96	20.837	3.331	0.667	19.113	3.975	0.918	18.597	3.459	3.276	18.705	3.253	4.689	18.413	3.248	4.719
97	18.341	3.264	0.653	18.452	2.584	2.489	18.304	3.328	2.954	18.486	3.698	2.969	18.112	3.687	2.968
98	18.637	1.210	0.621	18.491	3.878	0.833	18.272	6.746	4.655	18.416	7.782	6.584	18.069	7.733	6.718
99	18.607	2.504	0.791	18.532	7.985	1.740	18.474	6.132	2.054	18.646	5.993	2.239	18.326	5.965	2.287
100	18.336	0.689	0.762	18.425	1.673	0.895	18.357	2.170	1.616	18.404	2.572	1.985	18.011	2.574	1.946
Avg	19.447	1.789	0.684	19.177	2.676	1.423	19.444	3.165	3.309	19.618	3.211	3.874	19.770	3.199	3.863

Table 4: Results for quadratic cost variation on Configuration Model random graphs

Nodes	Arcs	q-Arcs	Lin	aqD	aqA*	aqD+	aqA*+
10,000	39,402	624,492	0.640	0.233	0.026	0.278	0.144
40,000	158,802	2,528,892	2.247	1.423	0.078	1.436	0.074
90,000	358,202	5,713,292	5.112	3.933	0.173	4.226	0.290
160,000	637,602	10,177,692	10.488	6.772	0.391	7.502	0.442
250,000	997,002	15,922,092	16.258	14.060	0.760	14.620	0.733
360,000	1,436,402	22,946,492	24.952	25.548	0.905	26.659	0.894
490,000	1,955,802	31,250,892	56.910	34.480	1.178	39.034	1.203
640,000	2,555,202	40,835,292	46.363	41.549	1.449	43.087	1.485
810,000	3,234,602	51,699,692	82.123	72.122	1.898	74.534	1.884
1,000,000	3,994,002	63,844,092	98.199	87.963	2.251	91.505	2.321
Average			34.329	28.808	0.911	30.288	0.947

Table 5: Results for Grid Graphs

Nodes	Arcs	q-Arcs	Lin	aqD	aqA*	aqD+	aqA*+
2,250,000	9,000,000	144,000,000	269.135	248.230	8.709	259.803	9.005
3,062,500	12,250,000	196,000,000	415.198	469.030	11.842	483.949	11.731
4,000,000	16,000,000	256,000,000	629.290	598.876	14.552	618.168	14.319
5,062,500	20,250,000	324,000,000	–	696.306	17.290	720.809	16.890
6,250,000	25,000,000	400,000,000	–	1,280.275	21.897	1,297.115	20.518
7,562,500	30,250,000	484,000,000	–	1,521.298	24.465	1,547.314	23.035
9,000,000	36,000,000	576,000,000	–	1,725.129	36.795	1,756.913	34.938
10,562,500	42,250,000	676,000,000	–	1,867.907	42.160	1,902.560	39.946
12,250,000	49,000,000	784,000,000	–	–	–	3,420.110	47.544
14,062,500	56,250,000	900,000,000	–	–	–	3,912.064	52.866
16,000,000	64,000,000	1,024,000,000	–	–	–	4,356.278	58.186
Average			–	–	–	1,843.189	29.907

Table 6: Results for the stress test using Grid Graphs