

Nonparametric Treatment Effect Identification in School Choice

Jiafeng Chen

Stanford University and SIEPR

First draft: December 7, 2021

ABSTRACT. This paper studies nonparametric identification and estimation of causal effects in centralized school assignment. In many centralized assignment algorithms, students are subjected to both lottery-driven variation and regression discontinuity (RD) driven variation. We characterize the full set of identified *atomic treatment effects* (aTEs), defined as the conditional average treatment effect between a pair of schools, given student characteristics. Atomic treatment effects are the building blocks of more aggregated notions of treatment contrasts, and common approaches to estimating aggregations of aTEs can mask important heterogeneity. In particular, many aggregations of aTEs put zero weight on aTEs driven by RD variation, and estimators of such aggregations put asymptotically vanishing weight on the RD-driven aTEs. We provide a diagnostic and recommend new aggregation schemes. Lastly, we provide estimators and accompanying asymptotic results for inference for those aggregations.

Keywords: School choice, nonparametric identification, regression discontinuity, heterogeneous treatment effects

JEL codes: C1, D47, J01

Date: July 14, 2025. jiafeng@stanford.edu. I am especially indebted to David C. Parkes, Scott Duke Kominers, Isaiah Andrews, and Elie Tamer for their valuable guidance. I thank Aureo de Paula, an anonymous associate editor and four anonymous referees for helpful comments and suggestions. Additionally, I thank Marinho Bertanha, Stéphane Bonhomme, Xavier D'Haultfoeuille, Bryan Graham, Jeff Gortmaker, Peter Hull, Guido Imbens, Patrick Kline, Ashesh Rambachan, David Ritzwoller, Brad Ross, Jonathan Roth, Jesse Shapiro, Neil Shephard, Winnie van Dijk, Christopher Walker, as well as participants of the Harvard Econometrics Workshop and SOLE 2021. This paper subsumes my undergraduate thesis at Harvard College (Chen, 2019), as well as SSRN submissions 3510897, 3510899, and 3510903 in January, 2020. ChatGPT-o3 provided excellent research assistance. All errors are my own.

1. Introduction

There is a rapidly growing empirical literature studying causal effects of schools using centralized school assignment.¹ In several centralized assignment systems, there are two sources of variation that determine how schools enroll student applicants and drive quasi-experimental identification. For instance, in New York City, studied by [Abdulkadiroğlu et al. \(2022\)](#), some schools randomize priority to students, where students with higher lottery numbers are favored over others. Other schools use non-lottery tiebreakers, such as test scores, to distinguish students with otherwise similar characteristics.

These sources of variation provide opportunities for causal inference. For lottery schools, comparing lucky students who receive favorable priorities to those less fortunate, for instance, estimates a causal effect of the school. For test-score schools, on the other hand, comparing students whose test scores are just above the cutoff at a certain school to those whose test scores are just below estimates causal effects as well. [Abdulkadiroğlu et al. \(2022\)](#) use both sources of variation to measure school effectiveness in New York City. School districts elsewhere, for instance in Chicago and in Boston, also feature schools with lottery and non-lottery tiebreakers.²

We refer to the first source of variation as lottery variation, and the second as regression-discontinuity (RD) variation. Researchers often estimate aggregate causal quantities, such as comparing a set of treatment-condition schools to a set of control-condition schools, pooling over both lottery and RD variation, as well as over pairs of schools. [Abdulkadiroğlu et al. \(2022\)](#) do so for New York City, where they produce aggregate effects of enrolling in a school receiving an “A” grade on the school district’s report card for quality, compared to enrolling in non-Grade-A schools.

These aggregate estimates provide convenient causal summaries; however, they also potentially mask rich heterogeneity by pooling over many different comparisons. These contrasts may be over different pairs of schools, over students with different characteristics, or over different sources of identifying variation. Aggregate causal estimands are often interpreted as simple average treatment effects between treatment-condition schools and control-condition schools. Since these aggregate effects blend together different conditional average treatment effects, their interpretation should be more nuanced.

¹See, among others, [Kapor et al. \(2020\)](#); [Agarwal and Somaini \(2018\)](#); [Fack et al. \(2019\)](#); [Calsamiglia et al. \(2020\)](#); [Angrist et al. \(2020\)](#); [Beuermann et al. \(2018\)](#); [Abdulkadiroğlu et al. \(2017a, 2022, 2020, 2017b\)](#); [Bertanha et al. \(2022\)](#); [Kirkeboen et al. \(2016\)](#); [Angrist et al. \(2021\)](#); [Ketel et al. \(2023\)](#); [Angrist et al. \(2022\)](#).

²[Angrist et al. \(2023\)](#) write “Some centralized assignment schemes, such as those used for Boston and New York City exam schools and New York City screened schools, employ non-lottery tiebreakers such as test scores instead of, or alongside, lottery numbers.” Schools in the Chicago Public School High School Choice program use either a lottery system or a points system for giving priority to students, where the points system is a composite of test scores and other student characteristics. See <https://www.cps.edu/gocps/high-school/results/choice/>.

In particular, economically, heterogeneity along RD variation versus lottery variation could be meaningful. Consider a lottery school s_1 and a test-score school s_0 . In a large class of centralized school choice algorithms, lottery variation between these two schools is necessarily for students who declare that they *prefer* s_1 to s_0 —driven by whether these students lose the lottery at s_1 . Meanwhile, RD variation exists only for students who prefer s_0 to s_1 —driven by whether these students narrowly qualify or fail the test used by s_0 . If students’ submitted preferences select positively on gains, the causal contrasts identified by lottery (resp. RD) variation represent subpopulations with more (resp. less) favorable potential outcomes under s_1 . Different aggregations of such effects thus put different weights on subpopulations with different attitudes toward s_1 .

Motivated by the rich heterogeneity, this paper seeks to reduce causal effects to their smallest unit, which we call *atomic treatment effects* (aTEs). We define an atomic treatment effect as a conditional average treatment effect between two schools, conditional on all observed student characteristics. Our first contribution is to characterize the set of point-identified aTEs, solely via lottery- or RD-variation provided by the assignment mechanism. Since any identified average treatment effect is thus a weighted average over aTEs, this characterizes the set of estimable treatment effect parameters in these settings.

Our characterization of identified aTEs leads to a clean classification of these objects as driven by RD or lottery variation. Building on this classification, one concerning observation is that common regression estimators—often derived under homogeneous treatment effect assumptions—estimate aggregations of aTEs with an implicit weighting scheme that is not explicitly chosen by the researcher and can depend on the sample size. Moreover, these implicit weighting schemes are sometimes at odds with the interpretation of these estimates. Starkly, aggregate treatment effects that pool over lottery and RD variation asymptotically put *zero weight* on the atomic treatment effects identified by RD variation. Our previous observation then also implies that these aggregates only reflect treatment contrasts for test-score schools *for students who disprefer these test-score schools*. Nevertheless, these estimators are often interpreted as partly reflecting the RD variation on a broader set of students.³

The reason for this result is simple: Since RD variation can only occur at a cutoff, atomic treatment effects identified by such variation make comparisons for a “thin” set of student characteristics that have population measure zero (Khan and Tamer, 2010)—namely, those students with scores at a cutoff. Translated to estimation, this means that the number of students contributing to RD-type variation is a vanishing fraction compared to the number

³For instance, Abdulkadiroğlu et al. (2022) employ such an approach, and the title of Abdulkadiroğlu et al. (2022) suggests that RD-variation is central. To be sure, there is evidence that in finite samples, their estimator puts nontrivial weight on the RD-driven causal comparisons, even though the weight put on these comparisons converges to zero asymptotically—see Section 3.3.1.

of students incident to lottery-type variation. As a result, treatment effect aggregations that weigh each student equally put vanishing weight on the RD-identified aTEs.

Our second set of contributions speaks to these concerns: We provide the following practical recommendations, along with a new diagnostic and new theoretical guarantees. First, we introduce a diagnostic that assesses—in finite samples—how much RD-variation contributes to a particular regression estimator. In some cases, in finite samples, the weight on RD variation for these estimators may be non-zero and substantial. This diagnostic assesses whether particular estimators are subjected to the starkest problems arising from their implicit weighting schemes.

Second, researchers are encouraged to take an explicit stand on the aggregation of aTEs. Our identification result on aTEs helps practitioners think through the behavior of identified aggregate estimands. We also provide some reasonable default choices: We first aggregate identified aTEs for each ordered pair of schools s_1, s_0 , among those that prefer $s_1 \succ s_0$, into parameters $\tau_{s_1 \succ s_0}$. This aggregation respects identifying variation, and thus lottery-driven aTEs do not dominate. We then propose further aggregation to school-level value-added by explaining the variation in $\tau_{s_1 \succ s_0}$ through the difference in s_1 and s_0 's value-added, similar to Bradley–Terry models of tournament rankings. In spirit, our call for taking an explicit stand on aggregation harkens to Cattaneo et al. (2016) and Bertanha (2020), who consider aggregation of regression discontinuity treatment effects at multiple cutoffs. Our setting is additionally complex due to the presence of lotteries and of centralized assignment.

To implement a user-chosen aggregation of aTEs, we also provide asymptotic theory for estimators of lottery- and RD-identified aTEs—which can then be further aggregated according to a user-chosen weighting. As a theoretical contribution, relative to the existing literature (Abdulkadiroğlu et al., 2022, 2017a), our asymptotic theory more accurately reflects the fact that cutoffs have nontrivial randomness in finite samples, and only converge to fixed quantities asymptotically (Azevedo and Leshno, 2016). Nevertheless, we formally verify that the data-dependent cutoffs do not affect the first-order asymptotic behaviors of estimators for these treatment effects, under a more refined analysis than consistency results in Abdulkadiroğlu et al. (2022, 2017a). This is a novel contribution to the statistical theory of estimators in settings with school assignment algorithms.

This paper is applicable to any setting in which school assignments are made using deferred acceptance-like algorithms and researchers seek causal identification based on the centralized assignments (Beuermann et al., 2018; Abdulkadiroğlu et al., 2017a; Bertanha et al., 2022; Kirkeboen et al., 2016; Angrist et al., 2021). It contributes to a growing methodological literature on causal inference in centralized school assignment settings (Singh and Vijaykumar, 2023; Bertanha et al., 2022; Munro, 2023; Abdulkadiroğlu et al., 2022, 2017a; Narita, 2021; Narita and Yata, 2021; Che et al., 2023). This paper is most related to Abdulkadiroğlu et

al. (2022). We complement their work by investigating the ramifications of heterogeneous treatment effects on their identification strategy and by formally characterizing the set of atomic treatment effects identified by centralized school assignment.⁴ Our results also imply that the regression estimator proposed by Abdulkadiroğlu et al. (2022) estimates a treatment effect that puts vanishing weight on the RD-identified aTEs, though nevertheless it appears the weight on RD-identified aTEs is nontrivial in finite samples in their empirical application.

This paper proceeds as follows. Section 2 introduces notation, setup, a class of school choice mechanisms, and a set of treatment effect estimands; in particular, Section 2.2 discusses in detail the motivation for our identification results and some recommendations for aggregating atomic treatment effects. Section 3 characterizes those that are identified. Section 4 proves asymptotic properties for standard estimators of lottery- or RD-driven estimands. Section 5 illustrates our recommendations and results with a Monte Carlo study. Section 6 concludes.

2. School choice mechanisms, estimands, and identification

Consider a finite set of students $I = \{1, \dots, N\}$ and a finite set of schools $S = \{0, 1, \dots, M\}$. The schools have *capacities* $q_1, \dots, q_M \in \mathbb{N}$. Assume that the school 0 represents an outside option and has infinite capacity. Each student $i \in I$ has observed (by the analyst) characteristics X_i . X_i contains characteristics that are relevant for the assignment mechanism.⁵ For each student i and each school s , there is a potential outcome $Y_i(s)$, representing the outcomes of the student if assigned to school s .⁶ The assignment mechanism takes in X_1, \dots, X_N and produces matchings $D_i = [D_{i1}, \dots, D_{iM}]'$, such that $D_{is} = 1$ if and only if i is matched s , and (D_1, \dots, D_N) satisfies capacity constraints at schools.⁷ The analyst observes $Y_i = \sum_s D_{is} Y_i(s)$, D_i , and X_i for every individual.

To embed this setup into an asymptotic sequence, we assume that $(X_i, Y_i(0), \dots, Y_i(M))$ are i.i.d. drawn from some superpopulation. The set of schools S is fixed, but their capacities in finite samples are generated by $q_s = \lfloor Nq_s^* \rfloor$ for some fixed value $q_s^* \in [0, \infty)$.

⁴In particular, Abdulkadiroğlu et al. (2022) “look forward to a more detailed investigation of the consequences of heterogeneous treatment effects for identification strategies of the sort considered here,” which is precisely the theme of this paper.

⁵It may also contain other observed characteristics that the analyst may condition on. Since these additional covariates do not change our results materially, we suppress them and assume for convenience that they are not available.

⁶Consistent with much of the literature, this formulation rules out peer effects or other violations of the stable unit treatment value assumption (SUTVA).

⁷That is, $\sum_i D_{is} \leq q_s$ for all s .

2.1. Assignment mechanism. Following [Abdulkadiroğlu et al. \(2022\)](#), we consider the following class of assignment mechanisms. This setup accommodates the school choice mechanism in New York City, and is sufficiently general for many mechanisms that either use deferred acceptance or can be reduced to deferred acceptance.⁸ These school choice mechanisms derive matchings from the student-proposing deferred acceptance algorithm.

Deferred acceptance requires student rankings over schools (termed *preferences*) and school rankings over students (termed *priorities*). Student preferences are submitted by students and included in X_i , and school priorities are computed from information in X_i in the following manner.

There are two types of schools, lottery schools and test-score schools. School priorities are lexicographic in either (Q_{it_s}, R_{it_s}) or $(Q_{i\ell_s}, U_{i\ell_s})$, for R the set of test scores and U the set of lottery numbers. The quantity $Q_{is} \in \{0, \dots, \bar{q}_s\}$, $\bar{q}_s \in \mathbb{N} \cup \{0\}$, represents certain qualifiers; higher values of Q_{is} mean that i is ranked favorably by s . It accommodates settings where, for instance, i having a sibling at school s makes i high-priority at school s ; we could represent such settings with $Q_{is} = 1$ for such prioritized students, compared to other students with $Q_{is} = 0$. When two students (i, j) have the same discrete qualifier $Q_{is} = Q_{js}$, ties are broken by either a test score R_{it_s} or a lottery number $U_{i\ell_s}$, where t_s, ℓ_s indexes which test or lottery number school s uses.

Formally, assume we partition S into lottery and test-score schools. A lottery school s uses a lottery indexed by $\ell_s \in \{1, \dots, L\}$, $L \in \mathbb{N}$, and a test-score school uses a test-score indexed by $t_s \in \{1, \dots, T\}$, $T \in \mathbb{N}$. Two schools may use the same lottery or test score for tie-breaking. Assume that the assignment-relevant information X_i takes the form

$$X_i = (\succ_i, R_i, Q_i) = (\succ_i, \underbrace{(R_{i1}, \dots, R_{iT})}_{\text{continuously distributed on } [0, 1]^T}, (Q_{i0}, \dots, Q_{iM}))$$

where \succ_i represents the preferences of student i , R_{it} represents i 's test score on test t , and Q_{is} represents i 's discrete qualifier at school s .

Let $U_i = [U_{i1}, \dots, U_{iL}]' \stackrel{\text{i.i.d.}}{\sim} F_U$, supported on $[0, 1]^L$, be the vector of lottery numbers for student i , where two lottery numbers $(U_{i\ell_1}, U_{i\ell_2})$ need not be independent. To implement the lexicographic preference in Q_{is} and $U_{i\ell}$ (or R_{it}), each school s computes a *priority score* for each student i

$$V_{is} = \begin{cases} \frac{Q_{is} + R_{it_s}}{\bar{q}_s + 1}, & \text{if } s \text{ is a test-score school} \\ \frac{Q_{is} + U_{i\ell_s}}{\bar{q}_s + 1}, & \text{if } s \text{ is a lottery school.} \end{cases}$$

⁸We consider the same mechanisms as [Abdulkadiroğlu et al. \(2022\)](#). See footnote 5 in [Abdulkadiroğlu et al. \(2022\)](#) for a list of school choice settings accommodated by this setup, which includes mechanisms (e.g. immediate acceptance) that can be represented by deferred acceptance under certain transformations of preferences.

V_{is} encodes lexicographic priorities in $(Q, U$ or $R)$, because the integer part of $(1 + \bar{q}_s)V_{is}$ is Q_{is} and the fractional part is R_{it_s} or $U_{i\ell_s}$. The priority ranking for school s is thus

$$i \triangleright_s j \iff [(Q_{is}, R_{it_s}) >_{\text{lex}} (Q_{js}, R_{jt_s}) \text{ or } (Q_{is}, U_{i\ell_s}) >_{\text{lex}} (Q_{js}, U_{j\ell_s})] \iff V_{is} > V_{js}, \quad (2.1)$$

where $i \triangleright_s j$ means i is more favorably ranked than j by school s .

The matching D_1, \dots, D_N is then computed by the student-proposing deferred acceptance algorithm with student preferences \succ_1, \dots, \succ_N and school priorities $\triangleright_0, \dots, \triangleright_M$ (Gale and Shapley, 1962; Abdulkadiroğlu and Sönmez, 2003). The student-proposal deferred acceptance algorithm is well-known; we reproduce it in [Appendix A.1](#).

To make this notation concrete, the following is a setup whose complexity is accommodated by these assignment mechanisms.

Example 2.1. Suppose there are four schools, excluding the outside option s_0 . Two (s_1, s_2) are lottery schools, and two (s_3, s_4) are test-score schools. Suppose the two lottery schools use the same lottery number ($L = 1$), and the two test-score schools use the same test ($T = 1$). Suppose school s_1 additionally gives priority to students who have a sibling ($Q_{i1} = 1$) already at the school; those students are lexicographically preferred to other students, and ties are broken through lottery numbers. Each student is characterized by

$$(\succ_i, R_{i1}, (Q_{i1}, 0, 0, 0))$$

where \succ_i is her reported preferences, R_{i1} is her performance on the only test in this setup, and $Q_{i1} \in \{0, 1\}$ is whether the student has a sibling enrolled at s_1 . Each student additionally has the lottery number $U_{i1} \stackrel{\text{i.i.d.}}{\sim} \text{Unif}[0, 1]$.

Then, under this setup, for two students i, j , the school priorities are as follows:

- School s_1 prefers i to j ($i \triangleright_{s_1} j$) iff either $Q_{i1} > Q_{j1}$ or ($Q_{i1} = Q_{j1}$ and $U_{i1} > U_{j1}$).
- School s_2 prefers i to j iff $U_{i1} > U_{j1}$.
- School s_3, s_4 prefer i to j iff $R_{i1} > R_{j1}$.

These school priorities are equivalently represented by (2.1). Assignments are then taken by running student-proposing deferred acceptance on student-reported preferences \succ_i and the school priorities \triangleright_s . ■

Azevedo and Leshno (2016) observe that one could interpret the deferred acceptance algorithm as computing a vector of *cutoffs*. Let

$$C_{s,N} = \begin{cases} \min_i \{V_{is} : D_{is} = 1\}, & \text{if } s \text{ is matched to } q_s \text{ students} \\ 0, & \text{otherwise.} \end{cases}$$

be the least-favorable priority score among those matched to s , if s is oversubscribed. The matching computed by deferred acceptance is rationalized by each student i being matched

to their favorite school among the set of schools for which $V_{is} \geq C_{s,N}$. This cutoff structure generates RD-driven identification.

2.2. Atomic treatment effects and their aggregation in school choice. One key contribution of this paper is to clarify which conditional average treatment effects are identified by the centralized school assignment under no restrictions on treatment effect heterogeneity. To do so, we consider the “smallest” building block of treatment contrasts in this setting, which we call *atomic treatment effects*. Specifically, for a pair of schools $s_0, s_1 \in S$, define the *atomic treatment effect* (aTE) as the conditional average treatment effect between this pair of schools for a particular value of observables X :

$$\tau_{s_1, s_0}(x) = \mathbb{E}[Y(s_1) - Y(s_0) \mid X = x].$$

For a school s , define the atomic potential outcome mean as $\mu_s(x) = \mathbb{E}[Y(s) \mid X = x]$.

Our identification results characterize for which values of (s_1, s_0, x) the aTE $\tau_{s_1, s_0}(x)$ is point-identified under mild assumptions. This exercise reinforces some claims in the literature,⁹ separates the RD-driven and the lottery-driven causal effects, and clarifies that existing estimates of aggregate treatment effects may have poor interpretation. Our estimation results then show how to estimate (certain granular aggregations) of the aTEs, thus enabling users to construct more interpretable estimands. We pause and discuss the motivation and limitation of this exercise.

First, knowing which aTEs are identified informs us which aggregate treatment effects are point-identified solely given knowledge of the assignment algorithm. Existing work (Abdulkadiroğlu et al., 2022, 2017a) values centralized school assignments in part because they provide analogues of quasi-experimental research designs that are popular in other microeconomic settings.¹⁰ This exercise clarifies the extent to which causal effects are identified solely from such features and extends identification in Abdulkadiroğlu et al. (2022) to heterogeneous treatment effects.¹¹ Naturally, the *only* treatment effect parameters that are point-identified correspond to aggregate treatment effects that place weight only on identified aTEs: i.e.,

⁹Appendix A.6 shows that the values for which $\mu_s(x)$ is identified under our formulation correspond exactly to those values (s, x) for which the local deferred acceptance propensity score (Abdulkadiroğlu et al., 2022) is positive.

¹⁰For instance, Abdulkadiroğlu et al. (2022) write, “Centralized student assignment opens new opportunities for the measurement of school quality. The research potential of matching markets is enhanced here by marrying the conditional random assignment generated by lottery tie-breaking with RD-style variation at screened schools.”

¹¹Abdulkadiroğlu et al. (2022) calculate what they term local deferred acceptance (DA) propensity scores and show in their Corollary 1 that under constant treatment effects, the treatment effect is identified. Our results characterize the set of identified aTEs. These identification results connect to Abdulkadiroğlu et al. (2022): We show that $\mu_s(x)$ is identified if and only if the local DA propensity score for school s at characteristics x is positive. See Theorem 3.4 and Appendix A.6.

estimands of the form

$$\tau \equiv \int \sum_{s_1 \neq s_0} w(s_1, s_0 \mid x) \cdot \underbrace{\mathbb{E}[Y(s_1) - Y(s_0) \mid X = x]}_{\tau_{s_1, s_0}(x)} dW(x), \quad (2.2)$$

where $w(s_1, s_0 \mid x)$ and $W(x)$ only put nonzero weight on $\tau_{s_1, s_0}(x)$ that are point-identified. Thus, a practitioner who seeks to only rely on quasi-experimental research designs can inspect the class of identified aTEs and decide the aggregation that is most informative of their substantive economic question.

Second, disaggregating treatment effects into aTEs helps us understand what practitioners—who may impose more restrictive assumptions like constant treatment effects—target under misspecification. For instance, regression estimators for comparing schools—commonly, estimating causal effects of one group of schools S_1 to another $S_0 = S \setminus S_1$ by regressing Y on $\sum_{s \in S_1} D_{is}$ as well as other controls—pool over aTEs between different school pairs and aTEs using different sources of variation. Our exercise helps us disaggregate such estimands. Our subsequent analysis cleanly separates which aTEs are identified through lottery variation and which are through RD variation, collected in the following definition:

Definition 2.2. Fix $x = (\succ, q, r)$. We say that an identified aTE $\tau_{s_1, s_0}(x)$ is *driven by lottery variation* if $\max_{\succ}(s_1, s_0)$ is a lottery school, and we refer to all other identified aTEs as *driven by RD variation*.

In disaggregating these estimands, we find that regression estimators—as used by, e.g., [Abdulkadiroğlu et al. \(2022\)](#)—pool over aTEs from both sources of variations in such a way that, asymptotically, they put *zero weight* on the RD-driven aTEs. This is because the RD-driven estimands are estimated off a much smaller set of students than the lottery-driven estimands, and aggregating these effects with inverse-variance weights leads the lottery-driven estimates to dominate. We provide some diagnostic for assessing the severity of this issue in finite samples. This feature also calls for separating out the lottery and RD driven components when aggregating pairwise treatment effects, for which our estimation results provide methods and guarantees.

Third, constructing granular aggregations of aTEs may help produce more informative—but still low-dimensional—summaries of school value-added. Each individual aTE is likely too imprecisely estimated to be useful, since it conditions on a single value of X . In constructing useful aggregations, one should consider what features plausibly predict heterogeneity. We speculate that, between schools (s_1, s_0) , it matters whether $\tau_{s_1, s_0}(X)$ is lottery- or RD-driven, and it also matters whether X contains individuals who report preferring s_1 to s_0 or vice versa.

Given s_1 and s_0 , for every student for whom $s_1 \succ s_0$, there is a *maximal* identified aggregation

$$\tau_{s_1 \succ s_0} = \int \tau_{s_1, s_0}(x) dW_{s_1 \succ s_0}(x), \quad (2.3)$$

where the measure $W_{s_1 \succ s_0}$ is the conditional distribution of X given that $s_1 \succ_i s_0$ and that $\tau_{s_1, s_0}(X)$ is identified.¹² $\tau_{s_1 \succ s_0}$ do not aggregate across identifying variation: It is either RD-driven or lottery-driven depending on whether s_1 is a lottery school, per [Definition 2.2](#). Our results in [Section 4](#) provide asymptotic guarantees for estimating [Equation \(2.3\)](#).

Moreover, practitioners can choose to further summarize estimates $\hat{\tau}_{s_1 \succ s_0}$ into school value-added by positing a Bradley–Terry-style ([Firth, 2005](#)) model in which, for instance, the pairwise treatment effects are explained by differences in school value-added, adjusted for reported preference and source of identification

$$\hat{\tau}_{s_1 \succ s_0} = \alpha_0 + (\mu_{s_1}^L - \mu_{s_0}^L) \mathbb{1}(s_1 \text{ is lottery}) + (\mu_{s_1}^R - \mu_{s_0}^R) \mathbb{1}(s_1 \text{ is test-score}) + \epsilon_{s_1, s_0}. \quad (2.4)$$

Here, μ_s^L, μ_s^R represent school value-added among lottery- and RD-based comparisons, respectively, and α_0 adjusts for the fact that s_1 is revealed to be preferred to s_0 . These parameters may be estimated via least-squares (normalizing some effects to zero) or further regularized under random effects or hierarchical Bayesian-type assumptions. Under constant effects ($Y(s) = Y(0) + \beta_s$ almost surely), this model is exactly well-specified, and $\mu_{s_1}^L - \mu_{s_0}^L = \mu_{s_1}^R - \mu_{s_0}^R$ recovers $\beta_{s_1} - \beta_{s_0}$. Without such an assumption, μ_s^L, μ_s^R can be interpreted as least-squares summaries of school causal effects. Doing so cleanly separates the identification of causal effects from their aggregation and summary.

These appeals aside, this exercise is not without limitation. First, as we shall require in [Assumption 3.1](#), identification of RD-driven aTEs depends on continuity assumptions of the atomic potential outcome mean $\mu_s(x)$ in the test score at score cutoffs ([Hahn et al., 2001](#)). [Bertanha et al. \(2022\)](#) point out that this continuity assumption implies restrictions on strategic misreporting of preferences by students. Suppose students know the admission cutoffs and can strategically report preferences based on their test scores or lottery numbers. Because of strategic reporting, those who report \succ just below a cutoff may have very different true preferences from those who report the same preference \succ just above a cutoff. The mix of students can thus change sharply at the cutoff, which makes the continuity assumption fail.

For strategic misreporting to be a concern for continuity, though, students would have to be able to reliably forecast cutoffs. Mistakes in this prediction would smooth over the

¹²Our identification results produce a set \mathcal{I}_{s_1, s_0} of $X = (\succ, R, Q)$ values such that $x \in \mathcal{I}_{s_1, s_0}$ if and only if $\tau_{s_1, s_0}(x)$ is point-identified. $W_{s_1 \succ s_0}$ is then the conditional distribution $(X \mid X \in \mathcal{I}_{s_1, s_0}, s_1 \succ s_0)$. For RD-driven aTEs, the set \mathcal{I}_{s_1, s_0} has zero measure under P , and thus we take additional care to *define* the conditional distribution. See [Appendix A.3](#) for defining general aggregate treatment effects, for which $\tau_{s_1 \succ s_0}$ is a special case.

mix of students above and below a cutoff, potentially restoring continuity.¹³ Moreover, such manipulation plausibly leads to discontinuities in the density of various covariates at the cutoff, and can in principle be empirically assessed.

Second, even if the continuity assumption holds, the aTEs may still have limited external validity. They are useful for the types of program evaluation exercise in [Abdulkadiroğlu et al. \(2017a, 2022\)](#), but are perhaps less directly informative of counterfactuals in which school choice mechanisms change or school admissions policies change. The aTEs condition on reported preferences, test scores on existing tests, and are only identified for certain subpopulations. If any of them change in a counterfactual policy environment, additional extrapolative assumptions are needed. We refer readers to [Bertanha et al. \(2022\)](#) for assumptions and methods that partially identify conditional average treatment effects that condition on true preferences.

Despite this caveat, the maximal aggregation of aTEs ([Equation \(2.3\)](#)) does have a clear policy interpretation: They measure the effects of policies on the margin. Consider a small increase in s_1 's capacity and assume such a change does not alter preference submission. Such an increase diverts some students from enrolling in s_0 as they now qualify for s_1 , which they prefer. This aggregate treatment effect ([Equation \(2.3\)](#)) between s_1, s_0 exactly measures the gain of these students in terms of the outcome Y . Thus, for *marginal* changes, such as increasing the capacity of school s_1 by a small amount or allocating marginal resources to s_1 , such aggregations of aTEs are plausibly informative of the impact of such policies. Indeed, [Abdulkadiroğlu et al. \(2022\)](#) are motivated by debates in New York City on whether students are provided adequate access to Grade A schools. One could view this policy question as evaluating the impact of marginal expansion of Grade A schools; if, for instance, this impact were to be large, then access to Grade A schools is suboptimally limited.

So far, we have referred to identification only heuristically. Because the school assignments D_i depend jointly on cutoffs C_N , themselves computed from all characteristics (X_1, \dots, X_N) , (Y_i, D_i, X_i) are *not i.i.d.* conditional on C_N . As a result, the usual cross-sectional notion of identification does not apply in this setting.¹⁴ The literature ([Abdulkadiroğlu et al., 2022](#); [Bertanha et al., 2022](#)) usually ignores this issue and treats the C_N as nonrandom instead,

¹³For instance, in many settings (e.g. New York City ([Che et al., 2023](#)) and the Chinese college entrance exam ([Chen and Kesten, 2017](#))), students submit preferences before learning their test scores, rendering accurate manipulation difficult. In their empirical application, [Bertanha et al. \(2022\)](#) do show evidence that students manipulate reported preferences: Their Figure 1 shows that students are more likely to rank school j more than the outside option if their running variable is closer to j 's cutoff, but this probability does not appear to change discontinuously at the cutoff.

¹⁴A standard definition states that a quantity is identified if no two observationally equivalent distributions of observable data and potential outcomes give rise to different values of the quantity. Here, "distributions" refers to the *joint distribution* of the observable data, school assignments, and potential outcomes *for the finite sample of N students*. However, vanishing variation of C_N around c would allow for certain quantities to be "identified" per the standard definition, but not consistently estimable. We give a simple example in [Appendix A.2](#) to illustrate the conceptual difficulties.

appealing to a “large market.”¹⁵ We conclude this section by making this intuition precise, and we take C_N as random in our estimation section.

2.3. Identification and random cutoffs. When students are drawn from a population and the number of students is large, the random cutoffs $C_{s,N}$ concentrate around some population quantity, satisfying a law of large numbers. Proposition 3 of [Azevedo and Leshno \(2016\)](#) states that if $\{(\succ_{is}, V_{is}) : s \in S\}$ are independently and identically distributed across students i , then under mild conditions,¹⁶ the cutoffs $C_N = [C_{0,N}, \dots, C_{M,N}]$ concentrate to some population counterpart c at the parametric rate: $\|C_N - c\|_\infty = O_P(N^{-1/2})$.

Assumption 2.1. *The population of students is such that the cutoffs $\{C_{s,N}\}$, satisfy*

$$\max_{s \in S} |C_{s,N} - c_s| = O_P(N^{-1/2})$$

for some fixed $c = (c_s \in [0, 1) : s \in S)$.

We define identification relative to the population cutoff c . For a fixed cutoff c , we can define $D_i^*(c)$ as the (fictitious) assignment i would receive if the cutoffs were set to c . The tuple $(X_i, D_i^*(c), Y_i(0), \dots, Y_i(M), U_i)$ are then i.i.d., and identification reduces to its definition in standard settings. Since as $C_N \rightarrow c$, $D_i^*(C_N) \rightarrow D_i^*(c)$ for $N \rightarrow \infty$, this notion of identification captures the information content of the data for large markets.

Formally, let $P \in \mathcal{P}$ be the distribution of student characteristics, potential outcomes, and lottery numbers $(X_i, Y_i(0), \dots, Y_i(M), U_i)$, where we assume every member of \mathcal{P} satisfies [Assumption 2.1](#) ([Azevedo and Leshno, 2016](#)). Let $c(P)$ be the corresponding large-market cutoffs, defined as the probability limit of C_N when data is sampled according to P . Define $D_i^*(c)$ as the assignment made if the cutoffs were set to c : i.e. $D_{is}^*(c) = 1$ if and only if s is i 's favorite school among those with $V_{is} \geq c_s$. Let $Y_{i,\text{obs}}^*(c) = \sum_{s \in S} D_{is}^*(c) Y_i(s)$ denote the observed outcome under D_i^* .

Definition 2.3. Let $P_{\text{obs}}^*(P)$ denote the distribution of $(D_i^*(c(P)), Y_{i,\text{obs}}^*(c(P)), X_i, U_i)$. We say a parameter $\tau(P)$ is *identified at P* if there does not exist \tilde{P} such that $\tau(P) \neq \tau(\tilde{P})$ and P, \tilde{P} are observationally equivalent: $P_{\text{obs}}^*(P) = P_{\text{obs}}^*(\tilde{P})$ and $c(P) = c(\tilde{P})$.

3. Identification of atomic treatment effects

3.1. An extended example. Let us start with a simplified setting, which contains most of the intuition of our subsequent formal results.

¹⁵Notable exceptions include [Agarwal and Somaini \(2018\)](#) and [Munro \(2023\)](#).

¹⁶Precisely speaking, [Azevedo and Leshno \(2016\)](#) define a notion of deferred acceptance matching acting on the *continuum economy*—which is the distribution of $\{(\succ_{is}, V_{is}) : s \in S\}$. The additional regularity condition is that this continuum version of deferred acceptance matching admits a unique stable matching. In other words, it is a very mild regularity condition on the distribution of $\{(\succ_{is}, V_{is}) : s \in S\}$.

Example 3.1 (Extended example setup). Suppose there are four schools s_0, s_1, s_2, s_3 and three types of students denoted by (A, B, C) . The students have the following preferences and the same discrete priorities $Q_{is} = 0$:

Preferences	
A	$s_2 \succ s_3 \succ s_1 \succ s_0$
B	$s_2 \succ s_1 \succ s_3 \succ s_0$
C	$s_3 \succ s_2 \succ s_1 \succ s_0$

Additionally, consider the following setup, illustrated in Figure 1:

- (1) The schools s_1, s_2 are test-score schools using the same continuously distributed test score $R \in [0, 1]$.
- (2) s_3 is a lottery school, and s_0 is an undersubscribed (lottery) school with sufficient capacity. Assume that s_3 is oversubscribed—the probability of qualifying for s_3 for any student is not zero or one.¹⁷
- (3) Assume the number of students is sufficiently large so that the cutoffs c_1, c_2 are fixed.
- (4) Since everyone prefers $s_2 \succ s_1$, school 2 has a more stringent cutoff: $c_2 > c_1$.
- (5) Since the distribution of R is unspecified, assume without loss that $c_1 = \frac{1}{3}, c_2 = \frac{2}{3}$.



FIGURE 1. Illustration of the example setup

Our Monte Carlo results in Section 5 revisits this example, with uniformly distributed R, U that determines the cutoffs $C_{1,N}, C_{2,N}$. ■

For this setup, we can write $X_i = (\succ_i, R_i)$ and omit dependence on Q_{is} . Note that $\tau_{s,s'}(\succ, R)$ is identified if and only if both $\mu_s(\succ, R)$ and $\mu_{s'}(\succ, R)$ are. For a given preference \succ and a school s , consider the *s-eligibility set* for that preference

$$E_s(\succ, c) = \{r : P(D_s^*(c) = 1 \mid \succ, R = r) > 0\}. \quad (3.5)$$

$E_s(\succ, c)$ collects the test scores r such that someone with $X = (\succ, r)$ has positive probability of being matched to school s . As a result, $\mu_s(\succ, r)$ is identified if $r \in E_s(\succ, c)$.

Computing these *s-eligibility sets* for every type of student, we have the following:

¹⁷Note that if certain students had discrete priority over others, then it may be the case that they qualify for s_3 with probability one, even if s_3 is oversubscribed.

Preference type	E_{s_0}	E_{s_1}	E_{s_2}	E_{s_3}
A	$[0, \frac{1}{3})$	$[\frac{1}{3}, \frac{2}{3})$	$[\frac{2}{3}, 1]$	$[0, \frac{2}{3})$
B	$[0, \frac{1}{3})$	$[\frac{1}{3}, \frac{2}{3})$	$[\frac{2}{3}, 1]$	$[0, \frac{1}{3})$
C	$[0, \frac{1}{3})$	$[\frac{1}{3}, \frac{2}{3})$	$[\frac{2}{3}, 1]$	$[0, 1]$

To walk through the computation, consider students with preference \succ_A . For a given value of $R = r$ and a school s , we ask whether $r \in E_s(\succ_A, c)$:

- When $R \in [0, \frac{1}{3})$, students of type A do not qualify for either s_1 or s_2 , and they are assigned to s_3 if they win the lottery at s_3 . Otherwise, they are assigned to s_0 . Thus $R \in E_{s_0}(\succ, c)$ and $R \in E_{s_3}(\succ, c)$, but $R \notin E_{s_2}$ and $R \notin E_{s_1}$.
- When $R \in [\frac{1}{3}, \frac{2}{3})$, they do not qualify for s_2 , but they do qualify for s_1 . Since they prefer s_3 to s_1 , they are assigned to s_3 if they win the lottery at s_3 . Otherwise, they are assigned to s_1 . Thus $R \in E_{s_1}(\succ, c)$ and $R \in E_{s_3}(\succ, c)$, but $R \notin E_{s_2}$ and $R \notin E_{s_0}$.
- When $R \in [\frac{2}{3}, 1]$, they qualify for s_2 . Since s_2 is their favorite school, they are assigned to s_2 . Since they have positive probability of being assigned only to s_2 , R is only in E_{s_2} , and all of $E_{s_0}, E_{s_1}, E_{s_3}$ exclude $[\frac{2}{3}, 1]$.

Our subsequent results make the above calculation systematic.

If we further assume that $r \mapsto \mu_s(\succ, r)$ is continuous in r for every preference and school s , then we can extend identification to the *closure* of $E_{s_j}(\succ, c)$ in $[0, 1]^T$. Continuity assumptions allow us to take sequences and extend identification to their limits: $\mu_s(\succ, r_k) \rightarrow \mu_s(\succ, r)$ if $r_k \rightarrow r$. Thus, under continuity of the atomic potential outcome means, we can compute regions on which each aTE $\tau_{s,s'}(\succ, R)$ is identified: For a pair of schools (s, s') and preference type in $\{A, B, C\}$, we tabulate the set of R values for which $\tau_{s,s'}(\succ, R)$ is identified. The following table tabulates $\overline{E}_s \cap \overline{E}_{s'}$ for choices of s, s' and \succ :

Preference type	(s_0, s_1)	(s_0, s_2)	(s_0, s_3)	(s_1, s_2)	(s_1, s_3)	(s_2, s_3)
A	$\{\frac{1}{3}\}$	\emptyset	$[0, \frac{1}{3})$	$\{\frac{2}{3}\}$	$[\frac{1}{3}, \frac{2}{3})$	$\{\frac{2}{3}\}$
B	$\{\frac{1}{3}\}$	\emptyset	$[0, \frac{1}{3})$	$\{\frac{2}{3}\}$	$\{\frac{1}{3}\}$	\emptyset
C	$\{\frac{1}{3}\}$	\emptyset	$[0, \frac{1}{3})$	$\{\frac{2}{3}\}$	$[\frac{1}{3}, \frac{2}{3})$	$[\frac{2}{3}, 1]$

This calculation shows that the interpretation of aggregate treatment effects is complex in two senses; this complexity is often masked by simple-looking aggregations of treatment effects.

First, aggregate treatment effects may mask heterogeneity in terms of which pairs of schools are compared, since different pairs of schools (s_i, s_j) are comparable on different regions of the test score R . For instance, perhaps we would like to estimate the treatment effect

of being enrolled in an inside option (s_1, s_2, s_3) relative to the outside option s_0 . Naturally, corresponding aggregate treatment effects are some weighted average of the identified aTEs $\tau_{s_1, s_0}, \tau_{s_2, s_0}, \tau_{s_3, s_0}$. In this case, interpreting identified aggregate treatment effects as some effect of inside versus outside options may overstate their generality:

- For one, since τ_{s_2, s_0} is identified for no value of X , all identified aggregations of the aTEs must exclude comparisons between s_2 and s_0 .
- For another, among aggregations over $\tau_{s_1, s_0}, \tau_{s_2, s_0}, \tau_{s_3, s_0}$, there is a unique maximal aggregation that weighs each student equally, namely the s_3 -against- s_0 treatment effect for those with low test scores: $\mathbb{E}[Y(s_3) - Y(s_0) \mid R < \frac{1}{3}]$.

Therefore, in this case, interpreting aggregate treatment effects as an inside-versus-outside option effect drastically overstates the generality of these estimands in the presence of heterogeneous effects.

Second, aggregate treatment effects may mask heterogeneity in terms of which students are compared for a particular pair of schools, since regions of R that admit comparisons for a given pair of schools differ substantially across student types. This is true in this example for comparisons between (s_2, s_3) :

- Students of type A have identified aTEs between s_2, s_3 at a single point $\{\frac{2}{3}\}$
- There are no identified aTEs for students of type B between s_2, s_3 .
- Students of type C have identified aTEs for (s_2, s_3) for the set $[\frac{2}{3}, 1]$, which has positive measure.

In this case, no identified aggregations of aTEs between s_2 and s_3 take into account students of preference type B . Moreover, the maximal identified aggregation of aTEs between s_2 and s_3 that weighs each student equally is the s_2 -against- s_3 effect among students of type C with high test scores: $\mathbb{E}[Y(s_2) - Y(s_3) \mid \succ_C, R \in [2/3, 1]]$, since the set of students of type A with $R = 2/3$ is a measure-zero set. Again, interpreting these estimands as blanket causal comparisons between s_3 and s_2 assumes that treatment effects for other students are similar to those of type C with test scores in $[2/3, 1]$.

We should expect the heterogeneity in both senses to be even more complex in general, since this example only includes 3 out of the 24 possible preferences and only a single type of test score. In light of the heterogeneity, aggregations of treatment effects that pool over multiple schools, multiple student preference types, and multiple test score values may not be transparent with respect to the implicit weighting assigned to the atomic treatment effects. To understand these estimates, the next subsection characterizes the eligibility sets E_s as well as pairwise treatment contrasts formally.

3.2. Identification of atomic treatment effects. Like the example above, characterizing identification of atomic treatment effects amounts to computing the s -eligibility sets

(Equation (3.5)). Our main result, [Theorem 3.4](#), computes them in the general setting. The behavior of intersections of s -eligibility sets formalizes the distinction between aTEs that are driven by lottery variation and those driven by RD variation. [Corollary 3.5](#) then shows that any aggregations of aTEs that aggregate over a non-vanishing subpopulation must place zero weight on the RD-driven aTEs.

In the general setting, recall that $X_i = (\succ_i, R_i, Q_i)$, where we let R_i collect the test scores (R_{i1}, \dots, R_{iT}) and Q_i collect the discrete qualifiers (Q_{i0}, \dots, Q_{iM}) . Fix (\succ_i, Q_i) , we first define the s -eligibility sets as the set for R_i on which assignment to s has positive probability.

Definition 3.2. Define the s -eligibility set at (\succ, Q) and cutoffs c as

$$E_s(\succ, Q, c) = \{r \in [0, 1]^T : P(D_{is}^*(c) = 1 \mid R = r, \succ, Q) > 0\}.$$

Assumption 3.1. For all s and (Q, \succ) with positive probability, the map $[0, 1]^T \rightarrow \mathbb{R}$

$$r \mapsto \mathbb{E}[Y(s) \mid \succ, R = r, Q]$$

exists and is continuous on $[0, 1]^T$. Moreover, $\mathbb{E}[|Y(s)| \mid \succ, R = r, Q] < \infty$.

[Assumption 3.1](#) assumes that atomic mean potential outcomes are continuous in the test scores (and that moments exist). This is a standard assumption in regression discontinuity ([Hahn et al., 2001](#)), but it does imply restrictions on strategic misreporting of preferences, as we discuss in [Section 2.2](#). In so far as [Assumption 3.1](#) holds—intuitively, this is plausible when students fail to accurately forecast cutoffs so that student type mixes do not change abruptly at a cutoff—our setting accommodates mechanisms beyond standard deferred acceptance, since these other mechanisms can be represented as deferred acceptance on transformed preferences (as pointed out by [Abdulkadiroğlu et al., 2022](#)).

The next proposition verifies that the s -eligibility sets $E_s(\succ, q, c)$ collect values of r such that $\mu_s(\succ, q, r)$ is identified. Continuity ([Assumption 3.1](#)) extends identification to the closure of the s -eligibility sets.

Proposition 3.3. Consider some value q of Q_i and \succ of \succ_i with positive probability at P . Consider schools s_0, s_1, s and some value r in the support of $R_i \mid (Q_i = q, \succ_i = \succ)$. Under [Assumption 3.1](#), $\mu_s(\succ, r, q)$ is identified at P if and only if

$$r \in \overline{E}_s(\succ, q, c(P)),$$

where \overline{E}_s is the closure of E_s in $[0, 1]^T$. The aTE $\tau_{s_1, s_0}(\succ, r, q)$ is identified at P if and only if $r \in \overline{E}_{s_0}(\succ, q, c(P)) \cap \overline{E}_{s_1}(\succ, q, c(P))$.

Our main result is the following characterization of all identified atomic treatment effects: We compute the s -eligibility sets for both lottery and test-score schools, and find the intersection of closures of s -eligibility sets between two schools.

Fix some school s_0 and some student with characteristics $x = (\succ, r, q)$. $\mu_{s_0}(x)$ is identified if such a student has positive probability of being assigned to s_0 . Suppose that s_0 is a lottery school. Naturally, in order for a student to have positive probability to be assigned s_0 , we require that

- (i) The probability that s_0 is the student's favorite lottery school that she qualifies for is positive:

$$\pi_{s_0}^*(\succ, q, c) \equiv \mathbb{P} \left[s_0 = \arg \max_{\succ} \{s \text{ is a lottery school} : V_{is} > c_s\} \mid \succ, R = r, Q = q \right] > 0.$$

- (ii) The student does not prefer any test-score school s that she qualifies for to s_0 . This requires that the student's test scores r_t are lower than some value $\underline{R}_t(s_0, \succ, q; c)$, representing the most lenient cutoff for among schools that use test t that the student prefers to s_0 .

Formalizing this is complicated by the presence of Q_{is} . For a given value of q_s , consider the worst test score for students with $Q_{is} = q_s$ that clears the cutoff c_s —such a test score is 0 if all students with $Q_{is} = q_s$ clears the cutoff, and 1 if no students do so:

$$\underline{r}_t(s, q_s, c_s) = \min \{ \max \{ (1 + \bar{q}_s)c_s - q_s, 0 \}, 1 \}. \quad (3.6)$$

Correspondingly, let the most lenient cutoff for test score t among those preferred to s_0 be

$$\underline{R}_t(s_0, \succ, q; c) = \min_{s_1: s_1 \succ s, t_{s_1} = t} \underline{r}_t(s_1, q_{s_1}, c_{s_1}). \quad (3.7)$$

If the student has $r_t > \underline{R}_t(s_0, \succ, q; c)$, then they qualify for some school that they prefer to s_0 .

On the other hand, suppose that s_0 is a test-score school that uses test t_0 . Then the corresponding requirements for identification of $\mu_{s_0}(x)$ are:

- (i) The student does not *always* win the lottery at some school s preferred to s_0 . Let $L(q, c)$ be the set of schools that students with qualifier q win the lottery with probability 1. This requirement can be written as $s_0 \succ L(q, c)$.
- (ii) The student does not qualify for any test-score school s preferred to s_0 . As before, this can be written as $r_t < \underline{R}_t(s_0, \succ, q; c)$ for all t .
- (iii) The student qualifies for s_0 : $r_{t_0} \geq \underline{r}_{t_0}(s_0, q_{s_0}, c_{s_0})$.

It is useful for our estimation results to additionally define $r_{s,t}(c)$ as the unique value among $\{\underline{r}_t(s, q, c_s) : q = 1, \dots, \bar{q}_s\}$ that is in $(0, 1)$; if no such value exists, then set $r_{s,t}(c) = 0$:

$$r_{s,t}(c) = \max (\{ \underline{r}_t(s, q, c_s) : q = 1, \dots, \bar{q}_s \} \cap [0, 1)). \quad (3.8)$$

Intuitively, [Equations \(3.6\) and \(3.8\)](#) translate cutoffs in V_s -space to cutoffs in R_{s,t_s} -space for students of different discrete priority types (Q_{is}), as illustrated in [Figure 2](#).

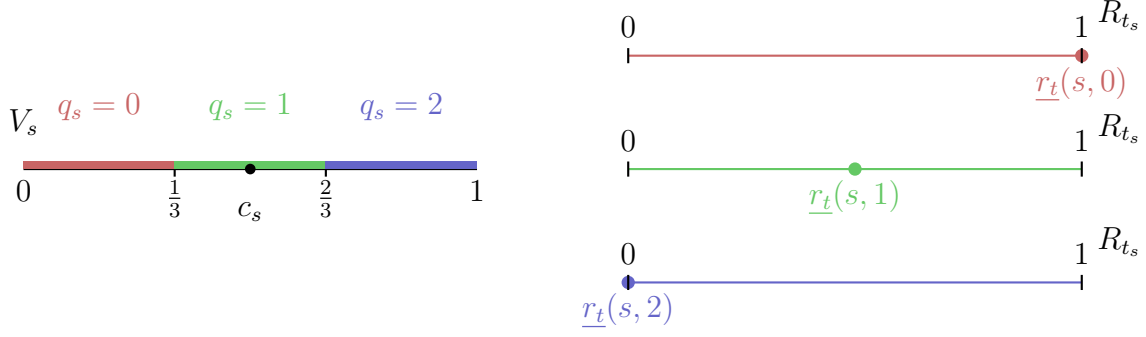
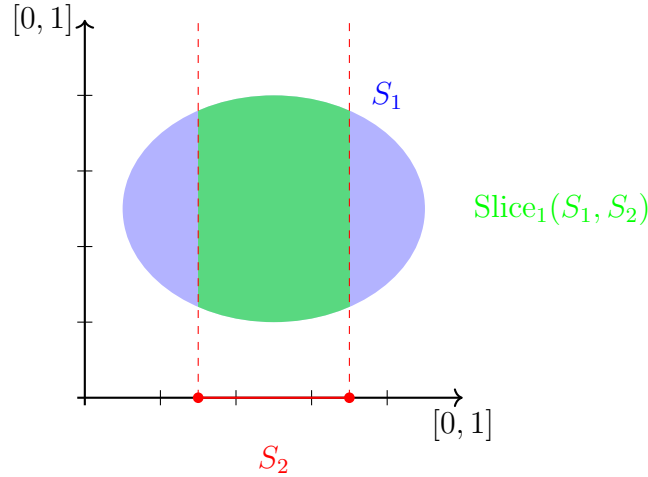


FIGURE 2. Illustration of (Equation (3.6)) and (Equation (3.8)). The left axis displays the priority scores V_s for a school with three levels of Q_s and a cutoff at $1/2$. The right axes displays the test scores for students of different levels of Q_s . Every student with $q = 0$ would not qualify for s , and so the corresponding cutoff in test-score space is $\underline{r}_t = 1$. Every student with $q = 2$ would qualify for the school, and so the corresponding test-score cutoff is $\underline{r}_t = 0$. Students with $q = 1$ have interior test-score cutoffs at $\underline{r}_t = 1/2 = r_{s,ts}$.

Finally, the region on which the aTE $\tau_{s_1, s_0}(x)$ is identified is an intersection between regions on which $\mu_{s_j}(x)$ is identified. The latter region turns out to involve hyperrectangles in R_i . To compactly describe the intersection, it is useful to define intersecting on coordinate t : Given $S_1 \subset [0, 1]^T$ and $S_2 \subset [0, 1]$, let $\text{Slice}_t(S_1, S_2) = \{s \in S_1 : s_t \in S_2\}$ be the set that takes the intersection of the t^{th} coordinate of S_1 with S_2 . The following figure illustrates slicing an ellipse $S_1 \subset [0, 1]^2$ on the first dimension onto an interval S_2 :



The following theorem formalizes this intuition and computes the regions on which $\tau_{s_1, s_0}(x)$ is identified.

Theorem 3.4. Fix \succ, q, c and suppress their appearances in $\underline{r}_t, \underline{R}_t, L, \pi_s^*$. Then we have:

(1) For a lottery school s_0 ,

$$E_{s_0}(\succ, q, c) = \begin{cases} \times_{t=1}^T [0, \underline{R}_t(s_0)), & \text{if } \pi_{s_0}^* > 0 \text{ and } \underline{R}_t(s_0) > 0 \text{ for all } t \\ \emptyset & \text{otherwise.} \end{cases}$$

(2) For a test-score school s_0 using test t_0 ,

$$E_{s_0}(\succ, q, c) = \begin{cases} \text{Slice}_{t_0} \left(\times_{t=1}^T [0, \underline{R}_t(s_0)), [\underline{r}_{t_0}(s_0), \underline{R}_{t_0}(s_0)) \right) \\ \quad \text{if } s_0 \succ L(q, c), \underline{R}_t(s_0) > 0 \text{ for all } t, \text{ and } \underline{R}_{t_0}(s_0) > \underline{r}_{t_0}(s_0) \\ \emptyset & \text{otherwise} \end{cases}$$

(3) Consider two schools s_0, s_1 where $s_1 \succ s_0$. Assume that neither E_{s_0} nor E_{s_1} is empty. If s_1 is a lottery school, regardless of whether s_0 is test-score or lottery, then

$$\overline{E}_{s_0} \cap \overline{E}_{s_1} = \overline{E}_{s_0}.$$

Otherwise, if s_1 is a test-score school with test score t_1 , regardless of whether s_0 is test-score or lottery,

$$\overline{E}_{s_0} \cap \overline{E}_{s_1} = \begin{cases} \text{Slice}_{t_1} (\overline{E}_{s_0}, \{\underline{r}_{t_1}(s_1)\}) , & \text{if } \underline{r}_{t_1}(s_1) = \underline{R}_{t_1}(s_0) > 0 \\ \emptyset & \text{otherwise.} \end{cases} \quad (3.9)$$

The first claim of [Theorem 3.4](#) characterizes the eligibility set for a lottery school s_0 . The second claim analogously characterizes the eligibility set for a test-score school s_0 . Both formalize the verbal intuition we have described. The third claim computes the intersection of the closures of the eligibility sets between two schools s_0, s_1 . Depending on whether the more-preferred school s_1 is a lottery school, the intersection takes different shapes. If s_1 is a lottery school, then the intersection is either empty or \overline{E}_{s_0} . Otherwise, the intersection is either empty or the slice of \overline{E}_{s_0} that equals s_1 's cutoff on test t_1 .

These identification results closely relate to the literature. They follow [Abdulkadiroğlu et al. \(2022\)](#) closely and extend their Corollary 1 to settings with heterogeneous treatment effects. In particular, the set of students for whom $R \in \overline{E}_s(\succ, Q; c)$ is precisely the set of students for whom the local DA propensity score for school s is positive. Separately, when there are only test-score schools and no discrete qualifiers ($Q_{is} = 0$), [Theorem 3.4](#) characterizes the same set—up to a conditionally measure zero set of students—of identified pairwise RD effects as [Bertanha et al. \(2022\)](#)'s Proposition 1. See [Appendix A.6](#) for details.

Despite [Theorem 3.4](#) identifying the same set of effects as shown elsewhere, disaggregating these effects clarifies their interpretation and highlights potential drivers of heterogeneity. In particular, [Theorem 3.4\(3\)](#) rationalizes what we preview in [Definition 2.2](#) as lottery- or RD-variation. When the more-preferred school is a lottery school, variation between s_0 and s_1 is driven by the student potentially *losing* the lottery at s_1 . On the other hand, when the

more-preferred school is a test-score school, variation between s_0 and s_1 is driven by the RD variation in whether the student just qualifies for s_1 or just fails to qualify for s_1 . Therefore, the two types of aTEs are different in economically meaningful ways: There is no lottery variation between a less-preferred lottery school and a more-preferred test-score school, and no test-score variation between a less-preferred test-score school and a more-preferred lottery school.

Examining the disaggregated aTEs in turn illustrates certain perils of simple aggregation schemes. [Theorem 3.4\(3\)](#) shows that aTEs driven by lottery variation are identifiable for a set of students with positive measure, but aTEs driven by test-score variation ([Equation \(3.9\)](#)) are only identifiable for a set of students with zero measure. As a result, when we aggregate treatment effects such that each student receive equal weights (see [Definition A.1](#) for details), we would effectively only aggregate the lottery-driven aTEs. We state this result informally as [Corollary 3.5](#), which is formally stated and proved as [Corollary A.2](#).

Corollary 3.5. *Under suitable assumptions, an identified aggregated treatment effect that weighs each student equally either puts weight solely on aTEs driven by lottery variation or aggregates over a set of students of measure zero.*

[Corollary 3.5](#) is a concerning observation for interpreting estimates of aggregate treatment effects, as many of these estimands necessarily put zero weight on the aTEs driven by the RD variation. In contrast, our recommended aggregation [Equation \(2.3\)](#) avoids this feature.

Translated to estimation, [Corollary 3.5](#) implies that estimators for aggregate treatment effects put *vanishing* weight on the aTEs driven by RD variation, since these estimators can only take comparisons local to a cutoff. While in finite samples these weights can still be positive and nontrivial, these implicit weights do depend on the sample size (and on bandwidth tuning parameters); moreover, the larger these weights are (equivalently, the larger the bandwidth), the more susceptible to bias the estimator is. The share of influence from RD-driven aTEs is larger if we have smaller samples than if we have larger samples—this feature makes such aggregate treatment effects potentially difficult to interpret. Indeed, the vanishing weight issue affects popular estimation approaches proposed in the literature.¹⁸

The next subsection returns to our extended example and illustrate that the regression estimator in [Abdulkadiroğlu et al. \(2022\)](#) puts vanishing weights on the RD-driven aTEs. To be sure, these estimators can be simple to implement and more efficient when treatment effects are homogeneous ([Goldsmith-Pinkham et al., 2021](#); [Angrist, 1998](#)); motivated by


¹⁸These issues are not unique to aggregation in the school-choice context. In settings—for instance studied in [Narita and Yata \(2021\)](#)—where the distribution of treatment assignment is a function of X , under continuity assumptions, RD-type treatment effects are identified on the boundary of sets of the form $\{X : P(D = 1 | X) > 0\}$. Similarly, aggregating these effects with effects in the interior may place vanishing weight on these RD-type effects, since the boundary has zero measure.

these advantages of regression, we also develop a simple diagnostic for the weight put on RD-driven aTEs for linear estimators.

3.3. Implications for regression estimators and a diagnostic. The estimation approach proposed by [Abdulkadiroğlu et al. \(2022\)](#) converges to aggregations of treatment effects that ignore the RD variation in the limit. We illustrate this with our extended example in [Section 3.1](#). First, we make a few additional assumptions on the example.

Example 3.6 (Additional setup for the extended example). Here, we additionally assume that the probability of qualifying for s_3 for any student is approximately equal to $1/2$, in order to compute the local DA propensity scores ([Abdulkadiroğlu et al., 2022](#)). Suppose we are interested in the treatment effect of s_2, s_3 relative to s_1, s_0 . Consider the treatment indicator $\tilde{D}_i = \mathbb{1}(i \text{ is assigned to either } s_2 \text{ or } s_3 \text{ at cutoff } c)$. For simplicity, we remove heterogeneity of potential outcomes at the school level and assume $Y_T = Y(s_2) = Y(s_3)$ and $Y_C = Y(s_1) = Y(s_0)$. ■

Roughly speaking, for a region of test score $A \subset [0, 1]$, [Abdulkadiroğlu et al. \(2022\)](#) compute $P(\tilde{D}_i = 1 \mid \succ, R \in A)$ by counting those R 's near a cutoff as having $1/2$ probability of falling on either side. “Near a cutoff” is determined by a bandwidth parameter $h > 0$. To be more concrete, we partition the space of test scores into five regions, with a bandwidth parameter $h > 0$. Regions II and IV are small bands around the cutoffs c_1, c_2 , and regions I, III, V are large regions in between the cutoffs:



The local deferred acceptance propensity scores, as a function of the region that the test score R falls into, are as follows:¹⁹

	I	II	III	IV	V
A	0.5	0.5	0.5	0.75	1
B	0.5	0.25	0	0.5	1
C	0.5	0.5	0.5	0.75	1

¹⁹To explain the propensity score calculation, consider a student of type B with test scores in II:

- They fail to qualify for s_2 when her test score is in II with probability one.
- Heuristically, they qualify for s_1 with probability 0.5 since her test score is in II and near the cutoff for s_1 .
- s_1 is the only control school preferred to s_3
- They qualify for s_3 (via lottery) with probability 0.5.
- Thus their probability of being treated is $\psi = 0 + (1 - 0.5) \cdot 0.5 = 0.25$.

This computation is heuristic with $h > 0$, but as we take the limit $h \rightarrow 0$, the probability $P(\tilde{D}_i = 1 \mid \text{II}, \succ_B) \rightarrow 0.25$.

Let $v \in \{A, B, C\} \times \{I, II, III, IV, V\}$ denote a student type, according to preferences and coarsened test scores. Let $\psi(v)$ denote the corresponding the local propensity score collected in the above table. Consider the population regression²⁰

$$Y = \tau(\tilde{D} - \psi(V)) + \epsilon \text{ such that } \tau = \frac{\mathbb{E}[(\tilde{D} - \psi(V))Y]}{\mathbb{E}[(\tilde{D} - \psi(V))^2]}. \quad (3.10)$$

We compute in [Appendix A.5](#) that

$$\tau = \sum_{v \in \{A, B, C\} \times \{I, II, III, IV, V\}} \frac{P(v)(1 - \psi(v))\psi(v)}{\sum_u P(u)(1 - \psi(u))\psi(u)} \mathbb{E}[Y_T - Y_C \mid (\succ, R) \in v] + \text{Bias}(h). \quad (3.11)$$

where $\text{Bias}(h) \rightarrow 0$ as $h \rightarrow 0$.²¹

[Equation \(3.11\)](#) shows that the implicit aggregation recovers weighted averages of treatment effects (over preference-test score region cells) up to a bias that vanishes as $h \rightarrow 0$. However, the weights on regions II and IV also vanish as $h \rightarrow 0$, since the corresponding $P(v) \rightarrow 0$. Translated to estimation, the observation here implies that the asymptotic unbiasedness of propensity-score estimators requires $h = h_N \rightarrow 0$ at appropriate rates, yet the part of the estimator driven by variation from regression discontinuity becomes asymptotically negligible as $h \rightarrow 0$, so long as there is variation driven by lotteries.

To further relate to finite samples, note that under typical assumptions—as confirmed by our estimation results in [Section 4](#)—the popular locally linear regression estimator for regression-discontinuity-type variation converges at the rates no faster than $N^{-2/5} \gg N^{-1/2}$, reflecting that identification for the conditional average treatment effect at the cutoff is *irregular* ([Khan and Tamer, 2010](#)). As a result, asymptotically, estimators for the RD aTEs are much noisier than those for the lottery-driven aTEs, and pooling them with inverse-variance-type weights in ([Equation \(3.11\)](#)) results in diminishing weight on the RD aTEs.

3.3.1. Diagnostic. Motivated by this decomposition, we introduce a simple diagnostic for regression-based procedures that gives upper and lower bounds on the weight put on students who are subjected to lottery variation. For simplicity, we limit to considering binarized comparisons. That is, there is some treatment $\tilde{D}_i = \sum_{s \in S_1 \subset S} D_{is}$ corresponding to a subset S_1 of the schools S , where a student is considered treated if they are matched to a school in S_1 and untreated otherwise.

²⁰If $\psi(V)$ is exactly equal to $\mathbb{E}[D \mid V]$, then this regression is equivalent to the more familiar control-for-propensity-score regression ([Angrist, 1998](#))

$$Y = \alpha + \tau\tilde{D} + \gamma\psi(V) + \epsilon$$

by Frisch–Waugh. This latter specification conforms with the specification used for intent-to-treat effects in [Abdulkadiroğlu et al. \(2022\)](#) (i.e., the reduced form in their IV specification).

²¹We note that because of the regression specification ([Equation \(3.10\)](#)), the estimand weighs according to $(1 - \psi(v))\psi(v)$. As a result, this aggregation does not weigh each student equally, but nevertheless the conclusion of [Corollary 3.5](#) continues to hold for such weighting schemes.

We consider linear estimators of the form

$$\hat{\tau} = \sum_{i=1}^n \hat{w}_i \cdot Y_i,$$

where \hat{w}_i is a function of $X_1, \dots, X_N, \tilde{D}_1, \dots, \tilde{D}_N$. Any linear regression estimator with Y_i on the left-hand side and functions of X_i, \tilde{D}_i on the right-hand side can be written this way. We will also assume the estimator is associated with some user-chosen bandwidth parameter h_N .

Using the characterization in [Theorem 3.4](#), we label student observations by whether they are subjected to lottery variation:

Definition 3.7. For some user-chosen bandwidth parameter h_N used implicitly to construct $\hat{\tau}$, we will consider an observation i to be *possibly subjected* (denoted by $\overline{\text{RD}}_i = 1$) to RD variation if there exists $s_1 \succ_i s_0$ such that:

- s_1 is a test-score school using test score t_1
- Exactly one of s_1 and s_0 belongs to the treated group S_1
- $\overline{E}_{s_0}(\succ_i, Q_i, C_N) \cap \overline{E}_{s_1}(\succ_i, Q_i, C_N) \neq \emptyset$.
- $R_i \in \text{Slice}_{t_1}(\overline{E}_{s_0}(\succ_i, Q_i, C_N), [r_{t_1}(s_1, Q_{is_1}, C_{s_1,N}) - h_N, r_{t_1}(s_1, Q_{is_1}, C_{s_1,N}) + h_N])$.

We consider observation i to be *definitely subjected* (denoted by $\underline{\text{RD}}_i = 1$) to RD variation if it is possibly subjected and there *does not exist* $s_1 \succ_i s_0$ where:

- s_1 is a lottery school
- Exactly one of s_1 and s_0 belongs to the treated group S_1
- $R_i \in \overline{E}_{s_0}(\succ_i, Q_i, C_N) \cap \overline{E}_{s_1}(\succ_i, Q_i, C_N)$.

Intuitively, those with $\overline{\text{RD}}_i = 1$ are individuals who are close enough to the cutoff used by s_1 such that, *on some lottery realizations*, they would be assigned to a test-score school s_1 if they clear the cutoff, and to some school s_0 of the opposite treatment type otherwise. Those with $\underline{\text{RD}}_i = 1$ are those who do so on *all* lottery realizations.

We can then define

$$\bar{p}_{\text{RD}} \equiv \frac{1}{2} \sum_{i=1}^n \hat{w}_i (2\tilde{D}_i - 1) \overline{\text{RD}}_i \text{ and } \underline{p}_{\text{RD}} \equiv \frac{1}{2} \sum_{i=1}^n \hat{w}_i (2\tilde{D}_i - 1) \underline{\text{RD}}_i$$

as the upper and lower bounds for the weight assigned to the RD variation, and these can be implemented by using $(2\tilde{D}_i - 1)\text{RD}_i$ as left-hand side variables in the regression. Formally, these estimates are interpreted as the change in $\hat{\tau}$ if every treated student with $\overline{\text{RD}}_i = 1$ (resp. $\underline{\text{RD}}_i = 1$) has their outcome increase by 1/2 unit, and every untreated student with $\overline{\text{RD}}_i = 1$ has their outcome decrease by 1/2 unit.²²

²²Our assumptions on linear estimators do not rule out estimators that overly extrapolate (i.e. some \hat{w}_i has the wrong sign: It is negative for $\tilde{D}_i = 1$ and positive for $\tilde{D}_i = 0$). As a result, it is possible that

Abdulkadiroğlu et al. (2022) study the impact of attending a “Grade A school” (one that receives grade A on the school district’s report card for school quality) in New York City versus attending a non-Grade A school. While we do not have access to their data, Abdulkadiroğlu et al. (2022) (Appendix Figure D.1) report that about 9,000 students out of 32,866 students have local propensity scores exactly equal to $1/2$, under their bandwidth choice h_N . This means that these students are solely subjected to RD variation between the treatment schools S_1 (Grade A schools in New York City) and the control schools. Correspondingly, these individuals would be *definitely subjected* according to Definition 3.7. Thus, this puts a lower bound of about $9,000/32,866 \approx 0.3$ on \underline{p}_{RD} for their empirical application.²³ Assuming that the bias term is sufficiently small, we may conclude that Abdulkadiroğlu et al. (2022) estimate aggregations of aTEs that put nontrivial weight on the RD-driven aTEs.

In general—though especially when $\bar{p}_{RD}, \underline{p}_{RD}$ imply unreasonably small weight on the RD-driven aTEs—researchers may wish to unpack heterogeneity further and isolate aTEs that are driven by RD variation, along the lines in Section 2.2. If researchers have in mind weights for an aggregate treatment effect that they prefer, they can also aggregate these finer treatment effects manually. The next section discusses estimation and inference for maximal aggregations atomic treatment effects between two schools (Equation (2.3)).

We close this section with two miscellaneous discussions.

Remark 3.8 (Design-based inference). In some school choice markets (e.g. Denver Public Schools and Boston Public Schools), all schools are lottery schools, and so there is no RD-driven variation. In such settings, we can directly use the lottery variation to conduct design-based estimation and inference. Design-based approaches have the benefit that we do not need to assume assignment mechanisms have the cutoff structure in Assumption 2.1, nor do we need to consider any asymptotic notions of identification. A previous draft of this paper (<https://arxiv.org/abs/2112.03872v2>) contains results on design-based estimation and connect propensity-score based regression estimators to Horvitz–Thompson estimators. These results apply to arbitrary school assignment algorithms, not limited to the deferred acceptance algorithms that we consider. On the other hand, a design-based approach conditions on the set of students observed and considers randomness solely through the lottery; thus it would not capture the uncertainty in generalizing to matchings of future students (Rubin, 1974). ■

one or both of \bar{p}_{RD} and \underline{p}_{RD} are negative, or that $\bar{p}_{RD} < \underline{p}_{RD}$. These unpleasant realizations serve as an additional diagnostic. They cast doubt on the interpretation of the linear estimator $\hat{\tau}$, as they reveal that a subpopulation chosen solely on the basis of X_i has weights that are wrong-signed. See Chen (2025) for general diagnostics in regression estimators.

²³ $9,000/32,866 \approx 0.3$ would be the weight on these observations if every observation were weighted equally. Since the specification (Equation (3.10)) weighs students proportionally to $(1 - \psi)\psi$, those with propensity score at exactly $1/2$ receive the highest weights. Thus, in this case, 0.3 serves as a lower bound.

Remark 3.9 (Noncompliance). Our results define the treatment as the school that a student is matched to by the assignment mechanism. This may not be the school that a student eventually attends—some students may attend a school that is not in the centralized assignment system. Atomic treatment effects are thus interpreted only as intent-to-treat effects. Studying treatment effects of schools that students eventually attend amounts to analyzing an instrumental variable setting with heterogeneous treatment effects, multiple treatments, and a multivalued discrete instrument. Such settings—even without the additional complication of school choice mechanisms—remain an area of active research (Lee and Salanié, 2018; Mogstad et al., 2020; Behaghel et al., 2013; Kirkeboen et al., 2016; Kline and Walters, 2016). We leave such analyses to future work.²⁴ ■

4. Estimation and inference

Having characterized the identified atomic treatment effects, we advocate that practitioners first estimate more granular aggregations of aTEs and then summarize these aggregations further. Towards this goal, this section provides asymptotic theory for the maximal aggregation between two schools (Equation (2.3)).

To that end, consider two schools s_1, s_0 and all students who declare $s_1 \succ_i s_0$. We are interested in the estimand

$$\tau_{s_1 \succ s_0}(c) = \mathbb{E}[Y(s_1) - Y(s_0) \mid R \in \overline{E}_{s_0}(\succ, Q; c) \cap \overline{E}_{s_1}(\succ, Q; c), s_1 \succ s_0].$$

Constructing estimators for $\tau_{s_1 \succ s_0}$ depends on whether s_1 is a lottery school, but they share some common structure.

For a given set of cutoffs c , let $J_i(c) = 1$ indicate the set of X values such that

- (1) $s_1 \succ s_0$
- (2) $R_i \in \overline{E}_{s_0}(\succ_i, Q_i; c) \cap \overline{E}_{s_1}(\succ_i, Q_i; c)$, if s_1 is a lottery school
- (3) $R_{i,t} \in \{r_t : r \in \overline{E}_{s_0}(\succ_i, Q_i; c) \cap \overline{E}_{s_1}(\succ_i, Q_i; c)\}$ for all $t \neq t_1$, if s_1 is a test-score school that uses test t_1

We can thus write

$$\tau_{s_1 \succ s_0}(c) = \begin{cases} \mathbb{E}[Y(s_1) - Y(s_0) \mid J_i(c) = 1], & \text{if } s_1 \text{ is a lottery school} \\ \mathbb{E}[Y(s_1) - Y(s_0) \mid J_i(c) = 1, R_{it_1} = r_{s_1, t_1}(c)] & \text{if } s_1 \text{ is a test-score school.} \end{cases} \quad (4.12)$$

recalling Equation (3.8). $\tau_{s_1 \succ s_0}(c)$ corresponds to the maximal aggregation of aTEs for $s_1 \succ s_0$ when the population cutoffs equal c .

To construct analogue estimators for $\tau_{s_1 \succ s_0}$, we account for the fact that—depending on the lottery results—students with $J_i(c) = 1$ may be matched to neither s_1 nor s_0 , e.g., if they

²⁴In contrast, Abdulkadiroğlu et al. (2022) are able to consider noncompliance because they assume no unobserved heterogeneity in treatment effects (Mogstad and Torgovitsky, 2024).

qualify for some lottery school they prefer. Let $D_{i1}(U_i; c)$ indicate the event—as a function of the lottery numbers U_i —that student i fails to qualify for any lottery school $s \succ_i s_1$ and qualifies for s_1 if s_1 is lottery. Let $D_{i0}(U_i; c)$ indicate the event that student i fails to qualify for any lottery school $s \succ_i s_0$ and qualifies for s_0 if s_0 is lottery. Likewise, let $\pi_{ij}(c) = \int D_{ij}(u; c) dF_U(u)$ be the fixed-cutoff expectation of these events. By construction, for all fixed cutoff c , we have that $\mathbb{E} \left[J_i(c) \frac{D_{i1}(U_i; c) Y_i}{\pi_{i1}(c)} \right] = \mathbb{E} [J_i(c) Y_i(s_1)]$. Denote $Y_i^{(j)}(c) \equiv \frac{D_{ij}(U_i; c) Y_i}{\pi_{ij}(c)}$.

We thus have two natural estimators for $\tau_{s_1 \succ s_0}(c)$, depending on whether s_1 is a lottery school. If s_1 is a lottery school, then an inverse propensity estimator takes the form

$$\hat{\tau}_{s_1 \succ s_0} = \left(\frac{1}{N} \sum_{i=1}^N J_i(C_N) \right)^{-1} \left(\frac{1}{N} \sum_{i=1}^N J_i(C_N) \left\{ Y_i^{(1)}(C_N) - Y_i^{(0)}(C_N) \right\} \right). \quad (4.13)$$

Equation (4.13) is simply the inverse-weighting estimator among those with $J_i(C_N) = 1$.

On the other hand, if s_1 is a test-score school and we shorthand $\rho(c) = r_{s_1, t_1}(c)$, then (4.12) is akin to an RD estimand among those with $J_i(c) = 1$. We consider the analogue of local linear regression for this estimand. For technical reasons, we limit our consideration to a uniform kernel. Specifically, fix some bandwidth $h_N \rightarrow 0$, we let

$$\hat{\tau}_{s_1 \succ s_0} = \hat{\beta}_+(h_N) - \hat{\beta}_-(h_N) \quad (4.14)$$

where

$$\hat{\beta}_+(h_N) = \arg \min_{b_0} \min_{b_1} \sum_{i: R_{i, t_1} \in [\rho(C_N), \rho(C_N) + h_N]} J_i(C_N, h_N) \left(Y_i^{(1)}(C_N) - b_0 - (R_{i, t_1} - \rho(C_N)) b_1 \right)^2.$$

The estimator for the left-limit, $\hat{\beta}_-(h_N)$, is defined analogously. Equation (4.14) implements local linear regression among those with $J_i(C_N) = 1$ at the cutoff $\rho(C_N)$ with bandwidth h_N . We focus on local linear regression since it is a standard choice in the regression-discontinuity literature (Cattaneo and Titiunik, 2022). We speculate that the same analysis likely extends to local polynomial regression with a uniform kernel as well.

Relative to standard setups, estimation is complicated by the fact that the estimators feature the finite-sample cutoffs C_N , computed from all the data. Since C_N enters all terms in sample averages, these terms are no longer independent, precluding a standard asymptotic argument. Our asymptotic results account for the effect of a stochastic C_N ; they can be understood as applications of two-step GMM analyses where we verify certain stochastic equicontinuity conditions in $C_N \rightarrow c$. Interestingly, the asymptotic distributions of the estimators do not depend on the asymptotic distribution $\sqrt{N}(C_N - c)$, meaning that, for instance, we do not need to adjust for the fact that C_N is random in calculating standard errors. Our results thus justify procedures in the literature that treat C_N as fixed.²⁵

²⁵The sense in which they are valid is nuanced. See the discussion after Theorem 4.1.

Having introduced the estimator, we turn to assumptions. The key assumption is a substantive restriction on school capacities and the population distribution of student characteristics, such that the large-market cutoffs are not in certain knife-edge configurations. This does limit the uniform validity of our asymptotic results.

Assumption 4.1 (Population cutoffs are interior). *The distribution of student observables satisfies [Assumption 2.1](#), where the population cutoffs c satisfy:*

(1) School s_1 is not undersubscribed nor impossible to qualify for: $\rho(c) \in (0, 1)$. If s_1 uses the same test as s_0 , then its cutoff is more stringent $\rho(c) > r_{s_0, t_1}(c)$.

(2) For each school s , the cutoff

$$c_s \notin \left\{ \frac{1}{\bar{q}_s + 1}, \dots, \frac{\bar{q}_s}{\bar{q}_s + 1}, 1 \right\}.$$

(3) If $c_s = 0$, then s is eventually undersubscribed: $P(C_{s, N} = 0) \rightarrow 1$.

(4) If two schools s_3, s_4 use the same test t , then their test score cutoffs are different, unless both are undersubscribed: If $r_{s_3, t}(c) = r_{s_4, t}(c)$ then $c_{s_3} = c_{s_4} = 0$, where $r_{s, t}$ is defined in [Equation \(3.8\)](#).

[Assumption 4.1](#) rules out populations where the large-market cutoffs from [Azevedo and Leshno \(2016\)](#) are on the boundary of certain sets. The first assumption simply says that the school s_1 is not undersubscribed and not strictly easier to qualify for than s_0 . The second assumption rules out a scenario where everyone with $Q = q$ does not qualify for s regardless of their tiebreakers and everyone with $Q = q + 1$ does qualify for s regardless of their tiebreakers. The third assumption says that undersubscribed schools are eventually undersubscribed, for which it suffices to impose that the population capacity of a school is not *exactly* at the threshold making the school undersubscribed.²⁶ Lastly, the fourth assumption assumes that the population cutoffs in test-score space are not exactly the same for two schools that uses the same test.²⁷ Collectively, these assumptions rule out adversarial scenarios where, for instance, the population intersection is empty, $\bar{E}_{s_0}(\succ_i, Q_i, c) \cap \bar{E}_{s_1}(\succ_i, Q_i, c) = \emptyset$, but the sample intersection is nonempty with probability non-vanishing in N , $P[\bar{E}_{s_0}(\succ_i, Q_i, C_N) \cap \bar{E}_{s_1}(\succ_i, Q_i, C_N) \neq \emptyset] \not\rightarrow 0$.

²⁶This assumption is stronger than the $O_p(N^{-1/2})$ convergence of the cutoffs that we assume. However, the assumption holds generically for sufficiently large population school capacities. Precisely speaking, suppose some school s with population capacity q_s is undersubscribed in the population, but the probability that it is undersubscribed in samples of size N does not tend to one (and so violates the third assumption). Then we may add a little slack to the school capacity—for any $\epsilon > 0$, making the capacity $q_s + \epsilon$ instead—to guarantee that the third assumption holds. Intuitively, adding ϵ to the capacity adds $O(\epsilon N)$ seats to the school in finite samples, but the random fluctuation of the market generates variation in student assignments of size $O(\sqrt{N})$.

²⁷This is Assumption 2 in [Abdulkadiroğlu et al. \(2022\)](#).

Additionally, we maintain a few technical assumptions, [Assumptions B.1 to B.5](#), stated in [Appendix B](#). These assumptions assert that the distribution of test scores and lotteries are suitably smooth, have suitably smooth conditional means, and have bounded moments.

We have the following result for lottery comparisons.

Theorem 4.1. *Suppose s_1 is a lottery school. Suppose s_1, s_0 are comparable under the limiting cutoffs, i.e., $\mathbb{E}[J_i(R_i; c)] > 0$. Then, under [Assumptions 2.1, 4.1, B.1, and B.2](#), for $g(X_i, Y_i; c) \equiv J_i(C_N) \left\{ Y_i^{(1)}(C_N) - Y_i^{(0)}(C_N) \right\}$,*

$$\begin{aligned} & \sqrt{N} (\hat{\tau}_{s_1 \succ s_0} - \tau_{s_1 \succ s_0}(C_N)) \\ &= \frac{1}{\sqrt{N}} \sum_{i=1}^N \left\{ \frac{g(X_i, Y_i; c) - \mathbb{E}[g(X_i, Y_i; c)]}{\mathbb{E}[J_i(R_i; c)]} - \frac{\mathbb{E}[g(X_i, Y_i; c)]}{(\mathbb{E}J_i(R_i; c))^2} (J_i(R_i; c) - \mathbb{E}J_i(R_i; c)) \right\} + o_P(1) \end{aligned} \quad (4.15)$$

$$\xrightarrow{d} \mathcal{N} \left(0, \frac{\text{Var}(g(X_i, Y_i; c) \mid J_i(R_i; c) = 1)}{\mathbb{E}[J_i(R_i; c)]} \right). \quad (4.16)$$

[Theorem 4.1](#), proved in [Appendix B.1](#), shows that the scaled estimation error $\sqrt{N} (\hat{\tau}_{s_1 \succ s_0} - \tau_{s_1 \succ s_0}(C_N))$ is equivalent to a scaled sample mean of i.i.d. random variables ([Equation \(4.15\)](#)), which attains a central limit theorem ([Equation \(4.16\)](#)). The influence function representation ([Equation \(4.15\)](#)) is conducive to deriving joint convergence statements, which we discuss in [Remark 4.3](#).

One subtlety here is that the distribution of $\hat{\tau}_{s_1 \succ s_0}$ is centered at the random estimand $\tau_{s_1 \succ s_0}(C_N)$, corresponding to the causal effect holding fixed the cutoff at the random value C_N , rather than at the population cutoff c , $\tau_{s_1 \succ s_0}(c)$. The difference between the two estimands is of constant order, $\sqrt{N}(\tau_{s_1 \succ s_0}(C_N) - \tau_{s_1 \succ s_0}(c)) = O_P(1)$, and cannot be ignored. Controlling this difference is feasible since the asymptotic distribution $\sqrt{N}(C_N - c)$ can be analyzed along the lines in [Agarwal and Somaini \(2018\)](#), and we leave it to future work. It is reasonable to consider $\tau_{s_1 \succ s_0}(C_N)$ as the target of inference, since whether a student chooses between s_1 and s_0 is ultimately a function of C_N rather than of c . Doing so has the additional convenience that the asymptotic distribution does not depend on the limit distribution of $\sqrt{N}(C_N - c)$ —and thus standard errors do not need to be adjusted.

Analogously, we have the following result for RD-type comparisons. To facilitate its statement, let $\check{\tau}_{s_1 \succ s_0} = \check{\beta}_+(h_N) - \check{\beta}_-(h_N)$ where

$$\check{\beta}_+(h_N) \equiv \arg \min_{b_0} \min_{b_1} \sum_{i: \mathbb{1}(R_i, t_1 \in [\rho(c), \rho(c) + h_N])} J_i(c) \left(Y_i^{(1)}(c) - b_0 - (R_{it_1} - \rho(c))b_1 \right)^2$$

and similarly for $\check{\beta}_-$. The local linear regression estimator $\check{\tau}_{s_1 \succ s_0}$ uses the population cutoff c to construct J_i and $\rho(c)$, and thus its asymptotic properties are well-understood ([Hahn et al., 2001](#)).

Theorem 4.2. Under [Assumptions 2.1, 4.1, and B.2 to B.5](#), assuming $N^{-1/2} = o(h_N)$ and $h_N = O(N^{-d})$ with $1/5 < d < 1/4$,

$$\begin{aligned} \sqrt{Nh_N}(\hat{\tau}_{s_1 \succ s_0} - \tau_{s_1 \succ s_0}(c)) &= \sqrt{Nh_N}(\check{\tau}_{s_1 \succ s_0} - \tau_{s_1 \succ s_0}(c)) + o_P(1) \\ &\xrightarrow{d} \mathcal{N}\left(0, \frac{4}{P(J_i(c) = 1)f(\rho(c))}(\sigma_+^2 + \sigma_-^2)\right) \end{aligned}$$

for $\sigma_+^2 = \text{Var}(Y_i(s_1) \mid J_i(c) = 1, R_{it_1} = \rho(c))$, $\sigma_-^2 = \text{Var}(Y_i(s_0) \mid J_i(c) = 1, R_{it_1} = \rho(c))$, and $f(r)$ the density of $R_{it_1} \mid J_i(c) = 1$.

The proof of [Theorem 4.2](#) is relegated to [Appendix B \(Theorem B.2\)](#).

Like [Theorem 4.1](#), [Theorem 4.2](#) shows that $\sqrt{Nh_N}(\hat{\tau}_{s_1 \succ s_0} - \tau_{s_1 \succ s_0}(c))$ is asymptotically equivalent to a quantity that is easier to analyze, $\sqrt{Nh_N}(\check{\tau}_{s_1 \succ s_0} - \tau_{s_1 \succ s_0}(c))$. A central limit theorem—standard in the RD literature ([Hahn et al., 2001](#))—on this quantity is then used to derive the asymptotic distribution. Compared to [Theorem 4.1](#), we state this theorem by centering at $\tau_{s_1 \succ s_0}(c)$. However, since we scale by $\sqrt{Nh_N} \ll \sqrt{N}$, the difference between the estimands is immaterial, as $\sqrt{Nh_N}(\tau_{s_1 \succ s_0}(c) - \tau_{s_1 \succ s_0}(C_N)) = o_P(1)$.

[Theorem 4.2](#) is related to the literature on regression discontinuity with unknown or estimated cutoffs ([Hansen, 2000; Porter and Yu, 2015](#)). In some settings ([Card et al., 2008](#)), the cutoff that determines treatment assignment is unknown and must be estimated. In those settings the cutoff turns out to be estimable at faster-than- \sqrt{N} rates, and its estimation has no effect on subsequent asymptotics. This setting differs from ours since, here, treatment assignment is determined by C_N and not c , and C_N is not superconsistent for c . Nevertheless, because nonparametric estimators for RD effects converge at slower-than- \sqrt{N} rates, the randomness in C_N also does not affect the asymptotics of the RD estimators.

We conclude this section by outlining how these asymptotic results are useful to construct inferential statements for further aggregations of aTEs.

Remark 4.3 (Joint convergence and further aggregation). The representation results in [Theorems 4.1 and 4.2](#) enable us to consider further aggregation, along the lines described in [Section 2.2](#). Both results represent the scaled estimation error as the following *asymptotically linear* representation: For some $r_N \rightarrow \infty$ and $\mathbb{E}\psi_N(X_i, Y_i; c) = 0$,²⁸

$$r_N(\hat{\tau}_{s_1 \succ s_0} - \tau_{s_1 \succ s_0}) = \frac{1}{r_N} \sum_{i=1}^N \psi_N(X_i, Y_i; c) + o_P(1).$$

The subsequent asymptotic normality is derived by observing that $\frac{1}{r_N} \sum_{i=1}^N \psi_N(X_i, Y_i; c) \xrightarrow{d} \mathcal{N}(0, \sigma_\psi^2)$. Thus, for a vector of estimators $\hat{\tau}_1, \dots, \hat{\tau}_K$ —where each τ_k is an aggregation of pairwise aTEs—this representation implies that for some vector-valued mean zero function

²⁸See [Equation \(B.23\)](#) for the influence function representation of the local linear regression estimator.

$\psi(X_i, Y_i; c)$, we have the joint convergence: For \odot the entrywise product,

$$\begin{bmatrix} r_{N,1}(\hat{\tau}_1 - \tau_1) \\ \vdots \\ r_{N,K}(\hat{\tau}_K - \tau_K) \end{bmatrix} = \begin{bmatrix} r_{N,1}^{-1} \\ \vdots \\ r_{N,K}^{-1} \end{bmatrix} \odot \sum_{i=1}^N \psi(X_i, Y_i; c) + o_P(1) \xrightarrow{d} \mathcal{N}(0, \Sigma_\psi).$$

The $(j, k)^{\text{th}}$ entry of Σ_ψ is equal to $\lim_{N \rightarrow \infty} \mathbb{E} \left[\frac{N}{r_{N,j} r_{N,k}} \psi_j(X_i, Y_i; c) \psi_k(X_i, Y_i; c) \right]$, which is consistently estimable by an analogue estimator $\frac{1}{r_{N,j} r_{N,k}} \sum_{i=1}^N \psi_j(X_i, Y_i; C_N) \psi_k(X_i, Y_i; C_N)$. For instance, we show in [Lemma B.21](#) and [Theorem B.5](#) that the asymptotic variance of the RD estimators is consistently estimable. In fact, since both [Equation \(4.13\)](#) and [Equation \(4.14\)](#) can be written as regression estimators on a subsample of units with $J_i(C_N) = 1$, we implement the standard error estimators in [Section 5](#) by simply reading off the Eicker–Huber–White standard errors of the corresponding regression.

Motivated by the joint convergence, for $\hat{\Sigma}_\psi$ the estimated variance, we can approximate the sampling distribution of the estimators as a joint Gaussian, centered at the corresponding estimands:

$$\begin{bmatrix} \hat{\tau}_1 \\ \vdots \\ \hat{\tau}_K \end{bmatrix} \stackrel{a}{\sim} \mathcal{N} \left(\begin{bmatrix} \tau_1 \\ \vdots \\ \tau_K \end{bmatrix}, \Lambda_N^{-1} \hat{\Sigma}_\psi \Lambda_N^{-1} \right) \quad \Lambda = \text{diag}(r_{N,1}, \dots, r_{N,K}).$$

This joint convergence facilitates inference for some user-chosen aggregation $\Gamma\tau$. For instance, the Bradley–Terry-style aggregation scheme ([Equation \(2.4\)](#)) defines some matrix Γ that maps pairwise school effects to the vector of school value added estimates. Given Γ , we may base inference on the following approximation to the sampling distribution of $\Gamma\hat{\tau}$:

$$\Gamma\hat{\tau} \stackrel{a}{\sim} \mathcal{N}(\Gamma\tau, \Gamma\Lambda_N^{-1} \hat{\Sigma}_\psi \Lambda_N^{-1} \Gamma').$$

Our Monte Carlo results in the next section illustrate these results. ■

5. Monte Carlo study

We return to the example in [Section 3.1](#) and set up a Monte Carlo study. Suppose the preference types $\{A, B, C\}$ are equally probable. School capacities are $\{N, 0.25N, 0.25N, 0.25N\}$, respectively for s_0 through s_4 . Suppose the test score $R_i \stackrel{\text{i.i.d.}}{\sim} \text{Unif}[0, 1]$, independently of preferences. Suppose the lottery $U_i \stackrel{\text{i.i.d.}}{\sim} \text{Unif}[0, 1]$ independently as well. The potential outcomes are heterogeneous. Their conditional means given preference type and test scores are described by [Figure 3](#). Detailed construction of the simulated data is documented in the code repository github.com/jiafengkevinchen/school-choice-monte-carlo.

In this setup, there are seven pairs of schools with nontrivial identified maximal treatment effects. For each pair $s_1 \succ s_0$ and each preference type, [Figure 4](#) plots the region where $R_i \in \overline{E}_{s_1}(\succ, C_N) \cap \overline{E}_{s_0}(\succ, C_N)$. The maximal treatment effect ($\tau_{s_1 \succ s_0}$ in [Equation \(2.3\)](#)) is

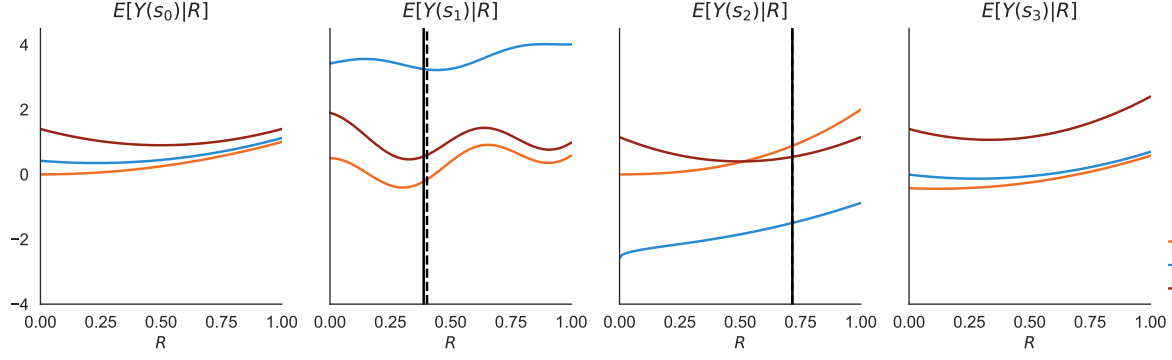


FIGURE 3. Mean potential outcomes given $X = (\succ, R)$. The black solid line is the analytical large market cutoffs, and the dashed line is C_N for a sample of 1000 students.

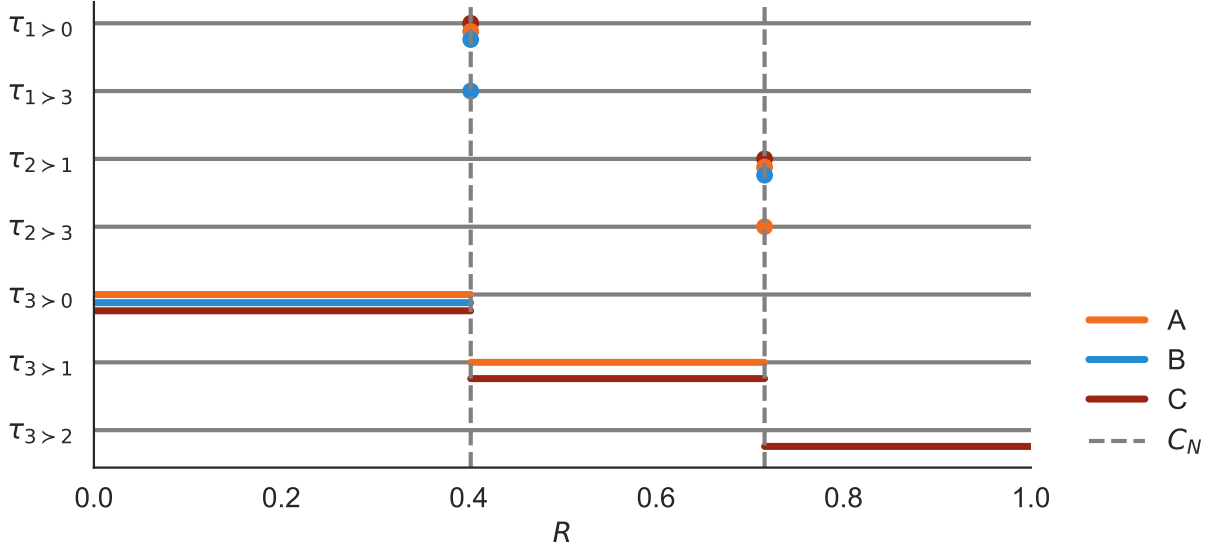


FIGURE 4. Aggregation region of the maximal treatment effect $\tau_{s_1 \succ s_0}$

then an aggregation of aTEs with $R_i \in \overline{E}_{s_1}(\succ, C_N) \cap \overline{E}_{s_0}(\succ, C_N)$. For instance, the effect $\tau_{3 \succ 1}$ is an average of effects between type A and type C students with test scores between the two cutoffs.

For one draw of the data with $N = 1000$, Table 1 shows estimates and standard errors of $\tau_{s_1 \succ s_0}$, using the estimators in Section 4. Wald inference based on the analytic standard error appears accurate, and the bootstrap variance is close to the analytic estimated SEs. The estimates are approximately independent: The sampling correlations between different estimates—themselves estimated by the nonparametric bootstrap—is negligible, with all pairwise correlations less than 0.07.

TABLE 1. Estimates of $\tau_{s_1 \succ s_0}$

s_1	s_0	Estimate	Analytic SE	Bootstrap SE	True value	Null t-statistic	Coverage
1	0	0.71	0.34	0.40	0.74	-0.08	0.912
1	3	3.30	0.23	0.19	3.34	-0.18	0.958
2	1	-1.79	0.41	0.38	-2.01	0.54	0.946
2	3	0.32	0.40	0.38	0.85	-1.32	0.952
3	0	-0.15	0.10	0.10	-0.29	1.37	0.944
3	1	-0.30	0.16	0.16	-0.33	0.21	0.951
3	2	0.96	0.40	0.41	1.11	-0.36	0.939

Notes. All columns except for the last one are based on one draw with $N = 1000$ with 1000 bootstrap samples. We use bandwidth $h_N = 0.3N^{-0.24} \approx 0.057$. The last column computes the probability that the null t -statistic is between $[-1.96, 1.96]$ over 1000 draws of the data. \square

At this sample size, the RD-driven estimates ($\tau_{1 \succ *}$ and $\tau_{2 \succ *}$) are not significantly noisier than the lottery estimates. Thus in aggregations they receive nontrivial weight at $N = 1000$. To illustrate vanishing weights, for a variety of sample sizes, [Figure 5](#) in turn shows our diagnostic in [Section 3.3.1](#) for the regression estimator with large market propensity scores, treating schools 2 and 3 as treatment schools. As expected, the weight put on RD variation is dependent and vanishing in the sample size.

To accentuate the concerns regarding aggregation, we choose the potential outcome distributions so that s_1 is particularly good and s_2 is particularly bad for students of preference type B . This makes students of type B have large negative RD-driven treatment effects for the treated schools 2 and 3. Correspondingly, in [Figure 5\(b\)](#), we observe that the estimated treatment effect becomes less negative as sample size increases, since less of these RD-driven effects is aggregated.

We illustrate alternative methods for aggregation in [Table 2](#), which shows estimates of μ_s^L, μ_s^R in a specification like [Equation \(2.4\)](#) in panels (a)–(b). Each value-added should be interpreted as a comparison of school s to school 0, where [Table 2](#) shows how each is computed from the pairwise effects $\tau_{s_1 \succ s_0}$. Generally speaking, the RD-driven effects μ_s^R are noisier than the lottery-driven effects. Lottery-driven value-added estimates can be different from the test-score driven ones. For instance, for school 3, the pairwise effect $\tau_{1 \succ 3}$ is large and positive, and $\tau_{2 \succ 1}$ is negative, since they include variation in students of type B . These effects are aggregated in the value-added μ_3^R , contributing to its large negative value relative to μ_3^L .

In [Table 2\(c\)](#), we fit a similar regression to [Equation \(2.4\)](#), but we further aggregate effects by treatment schools (2 and 3) and control schools (0 and 1). This regression specification implicit defines the RD-driven effect τ^R as $\frac{1}{2}(\tau_{2 \succ 1} - \tau_{1 \succ 3})$ and τ^L as $\frac{1}{2}(\tau_{3 \succ 0} + \tau_{3 \succ 1})$. We find

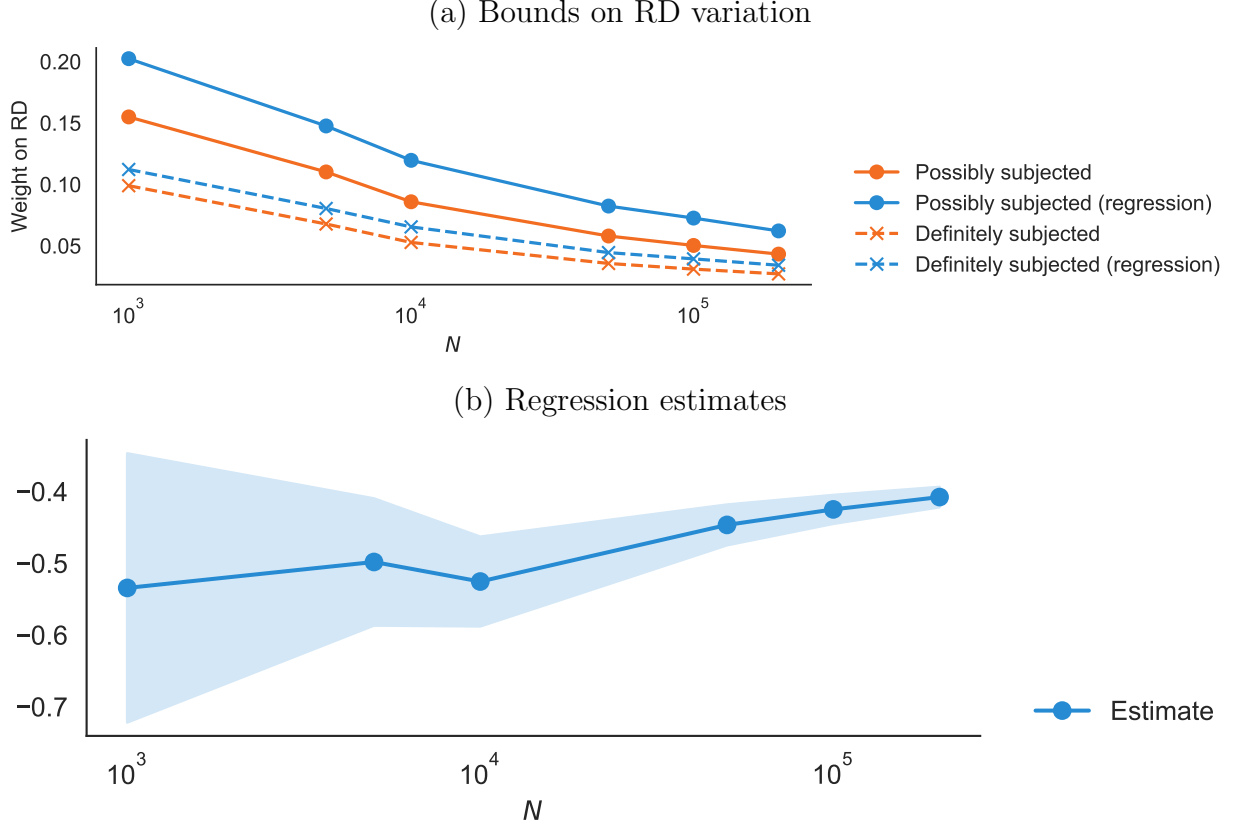


FIGURE 5. Pooled regression estimate and bounds on RD variation

Notes. We compute large market propensity scores analogously to [Section 3.3](#), where we use the same bandwidth choice $h_N = 0.3N^{-0.24}$ throughout. The treatment effect is estimated by the coefficient of \tilde{D}_i in a regression of Y_i on \tilde{D}_i and $\hat{\psi}_i$, where \tilde{D}_i indicates whether i is assigned to schools 2 and 3, and $\hat{\psi}_i$ is the sum of the large market propensity scores for schools 2 and 3 for student i . This plot shows diagnostic values defined in [Section 3.3.1](#) for this regression. We also show the proportion of students possibly and definitely subjected to RD variation at this bandwidth sequence. \square

that τ^R is much more negative than τ^L , partly driven by students of preference type B . The corresponding estimate from the local DA propensity score regression is about -0.53 , lying between these two estimates.

6. Conclusion

Detailed administrative data from school choice settings provide an exciting frontier for causal inference in observational data. Remarkably, school choice markets are engineered ([Roth, 2002](#)) to have desirable properties for market participants, and yet it may yield natural-experiment variation that inform program evaluation and policy objectives. Credibility of empirical studies using such variation demands an understanding of the limits of

TABLE 2. Aggregations of pairwise school effects

(a) Test score-driven value-added						(b) Lottery-driven value-added						
	$\tau_{1>0}$	$\tau_{1>3}$	$\tau_{2>1}$	$\tau_{2>3}$	Estimate	SE		$\tau_{3>0}$	$\tau_{3>1}$	$\tau_{3>2}$	Estimate	SE
μ_1^R	1	0	0	0	0.71	0.42	μ_1^L	1	-1	0	0.15	0.18
μ_2^R	1	-0.33	0.67	0.33	-1.48	0.51	μ_2^L	1	0	-1	-1.12	0.41
μ_3^R	1	-0.67	0.33	-0.33	-2.19	0.47	μ_3^L	1	0	0	-0.15	0.10

(c) Treatment- vs. control-school aggregation

	$\tau_{1>0}$	$\tau_{1>3}$	$\tau_{2>1}$	$\tau_{2>3}$	$\tau_{3>0}$	$\tau_{3>1}$	$\tau_{3>2}$	Estimate	SE
τ^R	0.00	-0.50	0.50	0.00	0.00	0.00	0.00	-2.55	0.22
τ^L	0.00	0.00	0.00	0.00	0.50	0.50	0.00	-0.23	0.09

Notes. Panels (a) and (b) show the estimates in the least-squares specification

$$\tau_{s_1>s_0} = \mathbb{1}(s_1 \text{ is lottery})(\mu_{s_1}^L - \mu_{s_0}^L) + \mathbb{1}(s_1 \text{ is test-score})(\mu_{s_1}^R - \mu_{s_0}^R) + \epsilon_{s_1,s_0},$$

which is Equation (2.4) without the intercept. Because we did not include the intercept, we normalize $\mu_0^L = \mu_0^R = 0$, making μ_s^L, μ_s^R not comparable to each other.

Panel (c) estimates instead

$$\tau_{s_1>s_0} = J(s_1, s_0)S_{s_1} [\mathbb{1}(s_1 \text{ is lottery})\tau^L + \mathbb{1}(s_1 \text{ is test-score})\tau^R] + \epsilon_{s_1,s_0}$$

where $J(s_1, s_0) = 1$ if s_1, s_0 belongs to different treatment groups and zero otherwise, and $S_{s_1} = 1$ if s_1 is a treatment school and -1 otherwise. Again, the treatment group is defined as schools 2 and 3. In each panel, the left pane shows how each parameter aggregates the pairwise effects determined by the least-squares regression, which is represented by the matrix Γ in Remark 4.3: For instance, $\mu_2^R = \tau_{1>0} - \frac{1}{3}\tau_{1>3} + \frac{2}{3}\tau_{2>1} + \frac{1}{3}\tau_{2>3}$. The standard errors in the aggregation are computed from $\Gamma\hat{\Sigma}\Gamma'$ where $\hat{\Sigma}$ is the bootstrap estimate of the variance-covariance matrix of the pairwise estimates $\hat{\tau}_{s_1>s_0}$. \square

the data—an understanding of what counterfactual queries the data can and cannot answer (absent further assumptions). Our analyses here provide a step towards that understanding.

As a review, we provide a detailed analysis of treatment effect identification in school choice settings. We characterize the identification of aTEs, the building blocks of aggregate treatment effects. We find that pooling over lottery- and RD-driven aTEs leads the former to dominate the latter asymptotically. We provide a simple regression diagnostic for the weight put on RD-driven aTEs, as well as some suggestions for aggregating aTEs. Lastly, we contribute asymptotic theory for estimating aggregations of RD-driven aTEs.

Declaration of generative AI and AI-assisted technologies in the writing process

During the preparation of this work the author(s) used ChatGPT in order to structure ideas, copy-edit, and produce code to implement procedures. After using this tool/service, the author(s) reviewed and edited the content as needed and take(s) full responsibility for the content of the publication.

References

- Abdulkadiroğlu, Atila and Tayfun Sönmez**, “School Choice: A Mechanism Design Approach,” *American Economic Review*, 2003, *93* (3), 729–747. [7](#)
- , **Joshua D. Angrist, Yusuke Narita, and Parag A. Pathak**, “Research Design Meets Market Design: Using Centralized Assignment for Impact Evaluation,” *Econometrica*, 2017, *85* (5), 1373–1432. [2](#), [4](#), [8](#), [11](#), [46](#)
- , ———, ———, and ———, “Breaking ties: regression discontinuity design meets market design,” *Econometrica*, 2022. [2](#), [3](#), [4](#), [5](#), [6](#), [8](#), [9](#), [11](#), [16](#), [19](#), [20](#), [21](#), [22](#), [23](#), [24](#), [25](#), [27](#)
- , **Joshua D Angrist, Yusuke Narita, Parag A Pathak, and Roman A Zarate**, “Regression Discontinuity in Serial Dictatorship: Achievement Effects at Chicago’s Exam Schools,” *American Economic Review*, 2017, *107* (5), 240–45. [2](#)
- , **Parag A Pathak, Jonathan Schellenberg, and Christopher R Walters**, “Do parents value school effectiveness?,” *American Economic Review*, 2020, *110* (5), 1502–39. [2](#)
- Agarwal, Nikhil and Paulo Somaini**, “Demand analysis using strategic reports: An application to a school choice mechanism,” *Econometrica*, 2018, *86* (2), 391–444. [2](#), [12](#), [28](#)
- Angrist, Joshua D.**, “Estimating the Labor Market Impact of Voluntary Military Service Using Social Security Data on Military Applicants,” *Econometrica*, 1998, *66* (2), 249–288. [20](#), [22](#)
- , **Peter Hull, Parag A Pathak, and Christopher R Walters**, “Simple and Credible Value-Added Estimation Using Centralized School Assignment,” Technical Report, National Bureau of Economic Research 2020. [2](#)
- Angrist, Joshua, Peter Hull, and Christopher Walters**, “Methods for measuring school effectiveness,” *Handbook of the Economics of Education*, 2023, *7*, 1–60. [2](#)
- , ———, **Parag A Pathak, and Christopher R Walters**, “Race and the mismeasure of school quality,” Technical Report, National Bureau of Economic Research 2022. [2](#)
- , ———, ———, and **Christopher Walters**, “Credible school value-added with undersubscribed school lotteries,” *Review of Economics and Statistics*, 2021, pp. 1–46. [2](#), [4](#)
- Azevedo, Eduardo M and Jacob D Leshno**, “A supply and demand framework for two-sided matching markets,” *Journal of Political Economy*, 2016, *124* (5), 1235–1268. [4](#), [7](#), [12](#), [27](#)
- Behaghel, Luc, Bruno Crépon, and Marc Gurgand**, “Robustness of the encouragement design in a two-treatment randomized control trial,” 2013. [25](#)
- Bertanha, Marinho**, “Regression discontinuity design with many thresholds,” *Journal of Econometrics*, 2020, *218* (1), 216–241. [4](#)
- , **Sebastià Gallegos, Margaux Lufade, and Ismael Mourifié**, “Causal Effects in Matching Mechanisms with Strategically Reported Preferences,” Technical Report 2022. [2](#), [4](#), [10](#), [11](#), [19](#), [44](#), [45](#)
- Beuermann, Diether, C Kirabo Jackson, Laia Navarro-Sola, and Francisco Pardo**, “What is a good school, and can parents tell? Evidence on the multidimensionality of school output,” Technical Report, National Bureau of Economic Research 2018. [2](#), [4](#)
- Calsamiglia, Caterina, Chao Fu, and Maia Güell**, “Structural estimation of a model of school choices: The boston mechanism versus its alternatives,” *Journal of Political Economy*, 2020, *128* (2), 642–680. [2](#)
- Card, David, Alexandre Mas, and Jesse Rothstein**, “Tipping and the Dynamics of Segregation,” *The Quarterly Journal of Economics*, 2008, *123* (1), 177–218. [29](#)
- Cattaneo, Matias D and Rocio Titiunik**, “Regression discontinuity designs,” *Annual Review of Economics*, 2022, *14* (1), 821–851. [26](#)
- , **Rocío Titiunik, Gonzalo Vazquez-Bare, and Luke Keele**, “Interpreting regression discontinuity designs with multiple cutoffs,” *The Journal of Politics*, 2016, *78* (4), 1229–1248. [4](#)
- Che, Yeon-Koo, Dong Woo Hahm, and Yinghua He**, “Leveraging uncertainties to infer preferences: Robust analysis of school choice,” *arXiv preprint arXiv:2309.14297*, 2023. [4](#), [11](#)
- Chen, Jiafeng**, “Causal Inference in Matching Markets,” 2019. [1](#)
- , “Potential weights and implicit causal designs in linear regression,” 2025. [24](#)
- Chen, Yan and Onur Kesten**, “Chinese College Admissions and School Choice Reforms: A Theoretical Analysis,” *Journal of Political Economy*, 2017. [11](#)
- Durrett, Rick**, *Probability: theory and examples*, Vol. 49, Cambridge university press, 2019. [68](#), [69](#)
- Fack, Gabrielle, Julien Grenet, and Yinghua He**, “Beyond truth-telling: Preference estimation with centralized school choice and college admissions,” *American Economic Review*, 2019, *109* (4), 1486–1529. [2](#)
- Firth, David**, “Bradley-Terry models in R,” *Journal of Statistical software*, 2005, *12*, 1–12. [10](#)
- Gale, David and Lloyd S Shapley**, “College admissions and the stability of marriage,” *The American Mathematical Monthly*, 1962, *69* (1), 9–15. [7](#)
- Goldsmith-Pinkham, Paul, Peter Hull, and Michal Kolesár**, “On Estimating Multiple Treatment Effects with Regression,” *arXiv preprint arXiv:2106.05024*, 2021. [20](#)

- Hahn, Jinyong, Petra Todd, and Wilbert Van der Klaauw**, “Identification and estimation of treatment effects with a regression-discontinuity design,” *Econometrica*, 2001, *69* (1), 201–209. 10, 16, 28, 29, 58
- Hansen, Bruce E**, “Sample splitting and threshold estimation,” *Econometrica*, 2000, *68* (3), 575–603. 29
- Imbens, Guido and Karthik Kalyanaraman**, “Optimal bandwidth choice for the regression discontinuity estimator,” *The Review of economic studies*, 2012, *79* (3), 933–959. 56, 58, 66, 67
- and **Thomas Lemieux**, “Regression discontinuity designs: A guide to practice,” *Journal of econometrics*, 2008, *142* (2), 615–635. 58
- Kapor, Adam J, Christopher A Neilson, and Seth D Zimmerman**, “Heterogeneous beliefs and school choice mechanisms,” *American Economic Review*, 2020, *110* (5), 1274–1315. 2
- Ketel, Nadine, Hessel Oosterbeek, Sándor Sóvágó, and Bas van der Klaauw**, “The (un)importance of school assignment,” Technical Report 2023. 2
- Khan, Shakeeb and Elie Tamer**, “Irregular identification, support conditions, and inverse weight estimation,” *Econometrica*, 2010, *78* (6), 2021–2042. 3, 22
- Kirkeboen, Lars J, Edwin Leuven, and Magne Mogstad**, “Field of study, earnings, and self-selection,” *The Quarterly Journal of Economics*, 2016, *131* (3), 1057–1111. 2, 4, 25
- Kline, Patrick and Christopher R Walters**, “Evaluating public programs with close substitutes: The case of Head Start,” *The Quarterly Journal of Economics*, 2016, *131* (4), 1795–1848. 25
- Lee, Sokbae and Bernard Salanié**, “Identifying effects of multivalued treatments,” *Econometrica*, 2018, *86* (6), 1939–1963. 25
- Mogstad, Magne, Alexander Torgovitsky, and Christopher R Walters**, “Policy evaluation with multiple instrumental variables,” Technical Report, National Bureau of Economic Research 2020. 25
- and ———, “Instrumental variables with unobserved heterogeneity in treatment effects,” in “Handbook of Labor Economics,” Vol. 5, Elsevier, 2024, pp. 1–114. 25
- Munro, Evan**, “Efficient Estimation of Causal Effects under Interference through Designed Markets,” 2023. 4, 12
- Narita, Yusuke**, “A Theory of Quasi-Experimental Evaluation of School Quality,” *Management Science*, 2021. 4
- and **Kohei Yata**, “Algorithm is Experiment: Machine Learning, Market Design, and Policy Eligibility Rules,” *arXiv preprint arXiv:2104.12909*, 2021. 4, 20
- Porter, Jack and Ping Yu**, “Regression discontinuity designs with unknown discontinuity points: Testing and estimation,” *Journal of Econometrics*, 2015, *189* (1), 132–147. 29
- Roth, Alvin E**, “The economist as engineer: Game theory, experimentation, and computation as tools for design economics,” *Econometrica*, 2002, *70* (4), 1341–1378. 33
- Rubin, Donald B**, “Estimating causal effects of treatments in randomized and nonrandomized studies,” *Journal of educational Psychology*, 1974, *66* (5), 688. 24
- Singh, Rahul and Suhas Vijaykumar**, “Kernel Ridge Regression Inference,” *arXiv preprint arXiv:2302.06578*, 2023. 4
- van der Vaart, Aad W and Jon A Wellner**, *Weak Convergence and Empirical Processes*, Springer, 1996. 49
- van der Vaart, AW and Jon A Wellner**, “Empirical processes,” in “Weak Convergence and Empirical Processes: With Applications to Statistics,” Springer, 2023, pp. 127–384. 49

Appendix to “Nonparametric Treatment Effect Identification in School Choice”

Jiafeng Chen
Stanford University
jiafeng@stanford.edu

Contents

Appendix A. Miscellaneous discussions and proofs	38
A.1. Deferred acceptance	38
A.2. An example illustrating that identification notions are not straightforward	38
A.3. Precise definition of aggregate treatment effects	38
A.4. Proofs of Theorem 3.4, Proposition 3.3, and Corollary 3.5	40
A.5. Computation of propensity score estimand	43
A.6. Identification results in related literature	44
Appendix B. Estimation and Inference: Proofs	47
B.1. Lottery-based aTEs	47
B.2. RD-based aTEs: setup	51
B.3. Placing ourselves on well-behaved events	58
B.4. Bounding discrepancy in J_i	60
B.5. Bounding discrepancy in terms involving $Y_i(C_N)$	62
B.6. Bounding terms involving x_i and I_{1i}^+	63
B.7. Central limit theorem and variance estimation	67

Appendix A. Miscellaneous discussions and proofs

A.1. Deferred acceptance. The following describes the deferred acceptance algorithm given student preferences \succ_i and student priorities \triangleright_s .

- (1) Initially, all students are unmatched, and they have not been rejected from any school.
- (2) At the beginning of stage t , every unmatched student proposes to her favorite school, according to \succ_i , from which she has not been rejected.
- (3) Each school s considers the set of students tentatively matched to s after stage $t-1$, as well as those who propose to s at stage t , and tentatively accepts the most preferable students, up to capacity q_s , ranked according to \triangleright_s , while rejecting the rest.
- (4) Stage t concludes. If there is an unmatched student who has not been rejected from every school on her list, then stage $t+1$ begins and we return to step (2); otherwise, the algorithm terminates, and outputs the tentative matches at the conclusion of stage t .

A.2. An example illustrating that identification notions are not straightforward. Consider $X_1, \dots, X_N \stackrel{\text{i.i.d.}}{\sim} \mathcal{N}(0, 1)$ and a treatment where everyone above median is treated:

$$D_i = \mathbb{1}(X_i \geq \text{Med}(X_1, \dots, X_N)).$$

Note that for any finite N , the conditional ATE

$$\tau(x) = \mathbb{E}[Y(1) - Y(0) \mid X = x]$$

is identified, since the observed conditional expectations are equal to conditional expectations of the potential outcomes. Writing $X_{-i} = (X_1, \dots, X_{i-1}, X_{i+1}, \dots, X_N)$,

$$\begin{aligned} \mathbb{E}[Y_i \mid D_i = d, X_i = x] &= \mathbb{E}[\mathbb{E}[Y_i(d) \mid X_{-i}, X_i = x, D_i = d] \mid D_i = d, X_i = x] \\ &= \mathbb{E}[\mathbb{E}[Y_i(d) \mid X_{-i}, X_i = x] \mid D_i = d, X_i = x] \\ &= \mathbb{E}[\mathbb{E}[Y_i(d) \mid X_i = x] \mid D_i = d, X_i = x] \\ &= \mathbb{E}[Y_i(d) \mid X_i = x], \end{aligned}$$

and since $P(D_i = d \mid X_i = x) > 0$ for all $x \in \mathbb{R}$. However, there is a sense in which the only *morally* identified parameter is $\tau(0)$ since $\text{Med}(X_1, \dots, X_N) \xrightarrow{\text{a.s.}} 0$. For any $c < 0$, it becomes vanishingly unlikely that a unit with $X_i = c$ is treated, and similarly for $c > 0$. However, we would need $N \rightarrow \infty$ for the conditional expectations to be estimated, and hence $\tau(x)$ cannot be estimated if $x \neq 0$.

A.3. Precise definition of aggregate treatment effects. Let $x = (\succ, q, r)$ be a value of the covariate and fix cutoffs at c . An empirical researcher would like to target an aggregate treatment effect over aTEs

$$\int \sum_{s_1 \neq s_0} w(s_1, s_0 \mid x) \tau_{s_1 \succ s_0}(x) dW_{x|\mathcal{I}}(x)$$

integrated over a certain probability measure $W_{x|\mathcal{I}}(x)$. We impose the following assumptions

- (1) Either the researcher ignores x or the weights sum to 1:

$$\sum_{s_1 \neq s_0} w(s_1, s_0 \mid x) \in \{0, 1\}$$

for all values of x . The individual weights are nonnegative: $w(s_1, s_0 \mid x) \geq 0$. We can accommodate negative weights by considering differences in such aggregations.

- (2) The researcher only aggregates over identified aTEs: $w(s_1, s_0 \mid x) > 0$ only if $\tau_{s_1 \succ s_0}(x)$ is identified. Equivalently, $w(s_1, s_0 \mid x) > 0$ only if $r \in \overline{E}_{s_1}(\succ, q; c) \cap \overline{E}_{s_0}(\succ, q; c)$.
- (3) Let $\mathcal{I} = \left\{x : \sum_{s_1 \neq s_0} w(s_1, s_0 \mid x) = 1\right\}$.

Intuitively, we would like $W_{x|\mathcal{I}}(x)$ to be the “conditional distribution” of $W(x)$ conditioned on $x \in \mathcal{I}$. For \mathcal{I} of positive measure under W , this is well-defined. However, we would like to extend the definition to potentially measure-zero sets \mathcal{I} . We would like the conditional measure to capture the following: Intuitively, suppose $\mathcal{I} = \{(\succ, q, r_1), (\succ, q, r_2)\}$ contains two points, then we would like the conditional measure to be such that

$$W(\succ, q, r_1 \mid \mathcal{I}) = \frac{f(r_1 \mid \succ, q)}{f(r_1 \mid \succ, q) + f(r_2 \mid \succ, q)}$$

where $f(r \mid \succ, q)$ is the density of r given \succ, q with respect to the Lebesgue measure over $[0, 1]^T$, assumed to exist. The right notion is to define the conditional measure $W(r \mid \succ, q, \mathcal{I})$ to have density proportional $f(r \mid \succ, q)$ with respect to the *Hausdorff measure* over the set $\{r : (\succ, q, r) \in \mathcal{I}\}$. In this example, the Hausdorff measure of $\{r_1, r_2\}$ (of Hausdorff dimension zero) is exactly the counting measure. We formalize below, and we shall restrict to sets \mathcal{I} with integer Hausdorff dimension and positive but finite corresponding Hausdorff measure. This rules out \mathcal{I} that are pathologically complex.

- (4) Let $W(x)$ be some measure over x , such that $W(r \mid \succ, q)$ has a positive and continuous density $f_{r|\succ, q}$ over $[0, 1]^T$ for all \succ, q values.
- (5) Fix a value of \succ, q , and let

$$\mathcal{I}_{\succ, q} = \left\{r : \sum_{s_1 \neq s_0} w(s_1, s_0 \mid \succ, q, r) = 1\right\} \subset [0, 1]^T$$

collect the values of r such that $(\succ, q, r) \in \mathcal{I}$.

Assume that $\mathcal{I}_{\succ, q}$ is closed (and hence Borel measurable), has integer Hausdorff dimension $k = k(\succ, q)$, and $0 < \mathcal{H}^k(\mathcal{I}_{\succ, q}) < \infty$, for \mathcal{H}^k the Hausdorff measure of dimension k .

By (5), we may define a measure $W(r \mid \succ, q, \mathcal{I})$ over the set $\mathcal{I}_{\succ, q}$ and its induced Borel σ -algebra:

$$dW(r \mid \succ, q, \mathcal{I}) = \mathbb{1}(r \in \mathcal{I}_{\succ, q}) \frac{f_{r|\succ, q}(r) d\mathcal{H}^{k(\succ, q)}}{\int_{\mathcal{I}_{\succ, q}} f_{r|\succ, q}(r) d\mathcal{H}^{k(\succ, q)}}.$$

By (4), $\int_{\mathcal{I}_{\succ, q}} f_{r|\succ, q}(r) d\mathcal{H}^{k(\succ, q)} > 0$ and thus the measure is well defined. Now, let

$$\bar{k} = \max_{\succ, q} k(\succ, q).$$

We define the measure where

$$W(\succ, q \mid \mathcal{I}) \propto \mathcal{H}^{\bar{k}}(\mathcal{I}_{\succ, q}).$$

Thus, we can define the measure $W_{x|\mathcal{I}}(x)$ through the conditional probability formula

$$W((\succ, q, r) \in A \mid \mathcal{I}) = \sum_{\succ, q} W(\succ, q \mid \mathcal{I}) W(\{(\succ, q, r) : r \in \mathcal{I}_{\succ, q}\} \cap A \mid \succ, q, \mathcal{I}).$$

Now that we have defined $W_{x|\mathcal{I}}$, we can now proceed to define aggregations of aTEs.

Definition A.1. We call

$$\mathbb{E}_{W_{x|\mathcal{I}}} \left[\sum_{s_1 \neq s_0} w(s_1, s_0 \mid X) \tau_{s_1 \succ s_0}(X) \right]$$

an identified aggregate treatment effect.

We say that such a treatment effect *weighs each student equally* if the measure $W(x)$ equals the distribution of X under P .

Among a class of identified aggregations that weigh students equally, indexed by $w(s_1, s_0 \mid x)$ and \mathcal{I} , we say that an aggregation is *maximal* if no other aggregation in the class has a strictly larger \mathcal{I} in the set inclusion sense.

Definition A.1 formalizes an aggregation of atomic treatment effects by defining it relative to a weighting scheme $(w(s_1, s_0 \mid x), W(x))$. An aggregation weighs students equally if the weight $W(\cdot)$ is equal to the distribution of the observed data X , thereby simply encoding relative frequencies of values of X arising in the data. Fixing a class of identified aggregate treatment effects of interest, which all weigh students equally, effects with larger \mathcal{I} aggregate over more individuals—and so effects with the largest \mathcal{I} 's can be called “maximal” in this sense.

As an application of this definition, we might consider the aggregation where $w(s, s' \mid \succ, q, r) = 1$ if and only if $s = s_1, s' = s_0, s_1 \succ s_0$, and $r \in \overline{E}_{s_1} \cap \overline{E}_{s_0}$ and $W(\cdot)$ is the distribution of X under P . Then the corresponding aggregate effect is the maximal identified treatment effect $\tau_{s_1 \succ s_0}$.

A.4. Proofs of **Theorem 3.4**, **Proposition 3.3**, and **Corollary 3.5**.

Proposition 3.3. Consider some value q of Q_i and \succ of \succ_i with positive probability at P . Consider schools s_0, s_1, s and some value r in the support of $R_i \mid (Q_i = q, \succ_i = \succ)$. Under **Assumption 3.1**, $\mu_s(\succ, r, q)$ is identified at P if and only if

$$r \in \overline{E}_s(\succ, q, c(P)),$$

where \overline{E}_s is the closure of E_s in $[0, 1]^T$. The aTE $\tau_{s_1, s_0}(\succ, r, q)$ is identified at P if and only if $r \in \overline{E}_{s_0}(\succ, q, c(P)) \cap \overline{E}_{s_1}(\succ, q, c(P))$.

Proof. We prove the only if parts first.

Suppose $r \notin \overline{E}_s(\succ, q, c(P))$, we would like to show that μ_s is not identified. To do so, we would like to find \tilde{P} that yield different value of μ_s , but is observationally equivalent to P . There exists an open set $B \subset [0, 1]^T$ (relative to $[0, 1]^T$) such that $r \in B \subset (\overline{E}_s(\succ, q, c(P)))^C$.

Let \tilde{P} differ from P only in terms of the conditional distribution

$$Y(s) \mid R \in B, Q_i = q, \succ_i = \succ$$

such that

$$\mathbb{E}_{\tilde{P}}[Y(s) \mid \succ, R = r, Q = q] \neq \mu_s(\succ, r, q).$$

and $\mathbb{E}_{\tilde{P}}[Y(s) \mid \succ, R = r, Q = q]$ is continuous in r . Since

$$P(D_{is}^* = 1 \mid R \in B, Q_i = q, \succ_i = \succ) = 0,$$

P and \tilde{P} are observationally equivalent.

For the second part, the proof is similar, except that we alter both $Y(s_1) \mid R, Q_i = q, \succ_i = \succ$ and $Y(s_0) \mid R, Q_i = q, \succ_i = \succ$ on $R \in B' \subset (\overline{E}_{s_0}(\succ, q, c(P)) \cap \overline{E}_{s_1}(\succ, q, c(P)))^C$.

Now, for the if parts, it suffices to observe that the IPW outcome

$$\frac{D_{is}^* Y_{\text{obs}}^*}{P(D_{is}^* = 1 \mid \succ, R, Q)}$$

is known whenever $P(D_{is}^* = 1 \mid \succ, R, Q) > 0$ and conditionally unbiased for $\mathbb{E}[Y(s) \mid \succ, R, Q]$. Hence if $r \in E_s(\succ, r, q)$, $\mu_s(\succ, r, q)$ is identified by the conditional expectation of the IPW outcome. We extend identification to \overline{E}_s by invoking continuity in [Assumption 3.1](#). \square

Theorem 3.4. Fix \succ, q, c and suppress their appearances in $\underline{r}_t, \underline{R}_t, L, \pi_s^*$. Then we have:

(1) For a lottery school s_0 ,

$$E_{s_0}(\succ, q, c) = \begin{cases} \times_{t=1}^T [0, \underline{R}_t(s_0)), & \text{if } \pi_{s_0}^* > 0 \text{ and } \underline{R}_t(s_0) > 0 \text{ for all } t \\ \emptyset & \text{otherwise.} \end{cases}$$

(2) For a test-score school s_0 using test t_0 ,

$$E_{s_0}(\succ, q, c) = \begin{cases} \text{Slice}_{t_0} \left(\times_{t=1}^T [0, \underline{R}_t(s_0)), [\underline{r}_{t_0}(s_0), \underline{R}_{t_0}(s_0)) \right) \\ \text{if } s_0 \succ L(q, c), \underline{R}_t(s_0) > 0 \text{ for all } t, \text{ and } \underline{R}_{t_0}(s_0) > \underline{r}_{t_0}(s_0) \\ \emptyset & \text{otherwise} \end{cases}$$

(3) Consider two schools s_0, s_1 where $s_1 \succ s_0$. Assume that neither E_{s_0} nor E_{s_1} is empty. If s_1 is a lottery school, regardless of whether s_0 is test-score or lottery, then

$$\overline{E}_{s_0} \cap \overline{E}_{s_1} = \overline{E}_{s_0}.$$

Otherwise, if s_1 is a test-score school with test score t_1 , regardless of whether s_0 is test-score or lottery,

$$\overline{E}_{s_0} \cap \overline{E}_{s_1} = \begin{cases} \text{Slice}_{t_1} (\overline{E}_{s_0}, \{\underline{r}_{t_1}(s_1)\}), & \text{if } \underline{r}_{t_1}(s_1) = \underline{R}_{t_1}(s_0) > 0 \\ \emptyset & \text{otherwise.} \end{cases} \quad (3.9)$$

Proof. The claims (1) and (2) simply reflects the definition of $E_s(\succ, q, c)$ and are explained in the main text. Here, we focus on verifying (3) given the expressions for \overline{E}_s .

Consider the case where s_1 is a lottery school. Then since $s_1 \succ s_0$, by definition, for every test t ,

$$\underline{R}_t(s_0) \leq \underline{R}_t(s_1).$$

As a result, since s_1 is a lottery school,

$$E_{s_0}(\succ, q, c) \subset E_{s_1}(\succ, q, c).$$

This proves that the intersection of the closures is equal to \overline{E}_{s_0} .

If s_1 is a test-score school, we continue to have that for every test t ,

$$\underline{R}_t(s_0) \leq \underline{R}_t(s_1).$$

We additionally have that

$$\underline{R}_{t_1}(s_0) \leq \underline{r}_{t_1}(s_1).$$

If $\underline{R}_{t_1}(s_0) < \underline{r}_{t_1}(s_1)$, then by inspecting the intersection on dimension t_1 , we find that the intersection $\overline{E}_{s_1} \cap \overline{E}_{s_0} = \emptyset$. Otherwise, if $\underline{R}_{t_1}(s_0) = \underline{r}_{t_1}(s_1)$, then the intersection on dimension t_1 is $\{r_{t_1}(s_1)\}$. The intersection on all other dimensions is the same as the case where s_1 is a lottery school. This completes the proof. \square

Corollary A.2. Assume the distribution of student characteristics is such that $R_i \mid \succ_i, Q_i$ is measurable with respect to the Lebesgue measure on $[0, 1]^T$ with a continuous and positive density almost surely. Assume [Assumption 3.1](#). For an identified aggregated treatment effect that weighs each student equally

$$\tau = \mathbb{E}_{W_{x|\mathcal{I}}} \left[\sum_{s_0 \neq s_1} \tau_{s_1, s_0}(X) w(s_1, s_0 \mid X) \right],$$

if the set of characteristics \mathcal{I} with identified atomic treatment effects has positive measure, i.e. $W(\mathcal{I}) > 0$, then τ only puts weight on aTEs driven by lottery variation:

$$\tau = \mathbb{E}_{W_{x|\mathcal{I}}} \left[\sum_{s_0 \neq s_1} \mathbb{1}(s_1 \text{ is a lottery school}) \tau_{s_1 \succ s_0}(X) w(s_1, s_0 \mid X) \right].$$

Proof. It suffices to show that

$$\mathbb{E}_{W_{x|\mathcal{I}}} \left[\sum_{s_0 \neq s_1, s_1 \text{ test}} |\tau_{s_1 \succ s_0}(X)| \cdot w(s_1, s_0 \mid X) \right] = 0$$

By [Definition A.1](#), $w(s_1, s_0 \mid X) > 0$ implies $R \in \overline{E}_{s_1}(\succ, Q, c) \cap \overline{E}_{s_0}(\succ, Q, c)$ for $X = (\succ, Q, R)$. Thus

$$\begin{aligned} & \mathbb{E}_{W_{x|\mathcal{I}}} \left[\sum_{s_0 \neq s_1, s_1 \text{ test}} |\tau_{s_1 \succ s_0}(X)| \cdot w(s_1, s_0 \mid X) \right] \\ & \leq \mathbb{E}_{W_{x|\mathcal{I}}} \left[\sum_{s_0 \neq s_1, s_1 \text{ test}} |\tau_{s_1 \succ s_0}(X)| \cdot \mathbb{1}(R \in \overline{E}_{s_1}(\succ, Q, c) \cap \overline{E}_{s_0}(\succ, Q, c)) \right]. \end{aligned}$$

By [Assumption 3.1](#), since $r \mapsto \mu_s(X)$ is continuous over a compact set, it is uniformly continuous and hence uniformly bounded. As a result, it suffices to show that for a test-score school s_1 ,

$$W_{x|\mathcal{I}} [R \in \overline{E}_{s_1}(\succ, Q, c) \cap \overline{E}_{s_0}(\succ, Q, c)] = \sum_{\succ, q} W(\succ, q | \mathcal{I}) W(R \in \overline{E}_{s_1}(\succ, Q, c) \cap \overline{E}_{s_0}(\succ, Q, c) | \succ, q, \mathcal{I}) = 0.$$

Since \mathcal{I} has positive measure under W , there is some \succ, q with positive W -measure for which $\mathcal{I}_{\succ, q}$ has positive Lebesgue measure over $[0, 1]^T$. This means that it has Hausdorff dimension $\bar{k} = T$ and positive measure in terms of $\mathcal{H}^{\bar{k}}$. Thus, if $\mathcal{I}_{\succ, q}$ does not have Hausdorff dimension T , $W(\succ, q | \mathcal{I}) = 0$, and we can ignore those terms in the above display. On the other hand, for (\succ, q) such that the Hausdorff dimension of $\mathcal{I}_{\succ, q}$ is $k = T$, we have that

$$\mathcal{H}^T (\overline{E}_{s_1}(\succ, Q, c) \cap \overline{E}_{s_0}(\succ, Q, c)) = 0$$

since the $t_{s_1}^{\text{th}}$ coordinate of $\overline{E}_{s_1}(\succ, Q, c) \cap \overline{E}_{s_0}(\succ, Q, c)$ is at most a singleton, by [Theorem 3.4\(3\)](#). Because the Hausdorff measure is the dominating measure for $W(\cdot | \succ, q, \mathcal{I})$, we have that

$$W(R \in \overline{E}_{s_1}(\succ, Q, c) \cap \overline{E}_{s_0}(\succ, Q, c)) = 0.$$

Thus

$$\sum_{\succ, q} W(\succ, q | \mathcal{I}) W(R \in \overline{E}_{s_1}(\succ, Q, c) \cap \overline{E}_{s_0}(\succ, Q, c) | \succ, q, \mathcal{I}) = 0.$$

This completes the proof. □

A.5. Computation of propensity score estimand. In this subsection, we continue the computation in [Section 3.3](#). Recall that we are interested in the following estimand as a function of the bandwidth parameter h :

$$\tau = \frac{\mathbb{E}[(\tilde{D} - \psi(V))Y]}{\mathbb{E}[(\tilde{D} - \psi(V))^2]}.$$

Now, the numerator is equal to

$$\begin{aligned} \mathbb{E}[(\tilde{D} - \psi(V))Y] &= \mathbb{E}[(\tilde{D} - \psi(V))(Y_C + \tilde{D}(Y_T - Y_C))] \\ &= \mathbb{E}[\tilde{D}Y_T - \psi(V)Y_C - \tilde{D}\psi(V)(Y_T - Y_C)] \\ &= \mathbb{E}[\psi(V)(Y_T - Y_C) + (\tilde{D} - \psi(V))Y_T - \psi(V)^2(Y_T - Y_C) - (\tilde{D} - \psi(V))(Y_T - Y_C)] \\ &= \mathbb{E}[\psi(V)(1 - \psi(V))(Y_T - Y_C)] + \mathbb{E}[(\tilde{D} - \psi(V))Y_C] \end{aligned}$$

The denominator is equal to

$$\begin{aligned} \mathbb{E}[(\tilde{D} - \psi(V))^2] &= \mathbb{E}[\tilde{D} + \psi^2(V) - 2\tilde{D}\psi(V)] \\ &= \mathbb{E}[\psi(V) - \psi^2(V) + (\tilde{D} - \psi(V)) - 2(\tilde{D} - \psi(V))\psi(V)] \\ &= \mathbb{E}[\psi(V)(1 - \psi(V))] + \mathbb{E}[(\tilde{D} - \psi(V))(1 - 2\psi(V))] \end{aligned}$$

Since $(a, b) \mapsto a/b$ is continuous when $b > 0$, it remains to show that

$$\lim_{h \rightarrow 0} \mathbb{E}[(\tilde{D} - \psi(V))(1 - 2\psi(V))] = 0 = \lim_{h \rightarrow 0} \mathbb{E}[(\tilde{D} - \psi(V))Y_C]. \quad (\text{A.17})$$

Note that on regions I, III, V,

$$\psi(V) = P(\tilde{D} = 1 \mid \succ, Q, R, Y_T, Y_C)$$

Hence

$$\mathbb{E}[(\tilde{D} - \psi(V))f(Y_C, V) \mid \text{I} \cup \text{III} \cup \text{V}] = 0.$$

Since $P(\text{I} \cup \text{III} \cup \text{V}) \rightarrow 1$ as $h \rightarrow 0$, (Equation (A.17)) follows.

In fact, this calculation only uses the fact that $P(\text{II} \cup \text{IV}) \rightarrow 0$ —in other words, the bias would vanish as a function of h even if we were to use an unreasonable estimator on regions II and IV.

For completeness, we can also show that the conditional bias is vanishing in h under smoothness assumptions. We'll do so for those with preference \succ_B and in cell IV:

$$\begin{aligned} & \mathbb{E}[(\tilde{D} - \psi(V))f(Y_C, V) \mid \succ_B, \text{IV}] \\ &= \mathbb{E} \left[\left(P(R \geq 2/3 \mid Y_C, \succ_B, R \in [2/3 \pm h]) - \frac{1}{2} \right) f(Y_C, V) \mid \succ_B, \text{IV} \right] \\ &= \mathbb{E} \left[\left(\frac{\int_{2/3}^{2/3+h} p(r \mid Y_C, \succ_B) dr}{\int_{2/3-h}^{2/3+h} p(r \mid Y_C, \succ_B) dr} - \frac{1}{2} \right) f(Y_C, V) \mathbb{1}(R \in [2/3 \pm h]) \mid \succ_B \right] \frac{1}{P(R \in [2/3 \pm h] \mid \succ_B)}. \end{aligned}$$

If $p(r \mid Y_C, \succ_B)$ is bounded below by η at $r = 2/3$ and Lipschitz continuous with constant L , then

$$|p(r \mid Y_C, \succ_B) - p(2/3 \mid Y_C, \succ_B)| \leq L|r - 2/3|.$$

As a result,

$$\left| \int_{2/3}^{2/3+h} p(r \mid Y_C, \succ_B) dr - hp(2/3 \mid Y_C, \succ_B) \right| \leq Lh^2$$

and similarly

$$\left| \int_{2/3-h}^{2/3+h} p(r \mid Y_C, \succ_B) dr - 2hp(2/3 \mid Y_C, \succ_B) \right| \leq 4Lh^2.$$

Hence the discrepancy in the first term is of order h^2 : For some C a function of L, η ,

$$\left| \frac{\int_{2/3}^{2/3+h} p(r \mid Y_C, \succ_B) dr}{\int_{2/3-h}^{2/3+h} p(r \mid Y_C, \succ_B) dr} - \frac{1}{2} \right| \leq Ch^2.$$

On the other hand, there exists c a function of η, L where $P(R \in [2/3 \pm h] \mid \succ_B) \geq ch$ for all sufficiently small h . Hence

$$\mathbb{E} \left[\left(\frac{\int_{2/3}^{2/3+h} p(r \mid Y_C, \succ_B) dr}{\int_{2/3-h}^{2/3+h} p(r \mid Y_C, \succ_B) dr} - \frac{1}{2} \right) f(Y_C, V) \mathbb{1}(R \in [2/3 \pm h]) \mid \succ_B \right] \frac{1}{P(R \in [2/3 \pm h] \mid \succ_B)} = O(h).$$

A.6. Identification results in related literature.

A.6.1. *Results in Bertanha et al. (2022).* Bertanha et al. (2022) study a case where $Q_{is} = 0$ for all (i, s) and all schools use test scores.

Fix a student with preference \succ_i and scores R_i . Fix a cutoff c_s on test t . For simplicity, let us assume all $c_s \in (0, 1)$.

Let $R_i(r)$ be the vector where we replace R_{it} with r and leave all $R_{it'}$ the same, for $t' \neq t$. Under Bertanha et al. (2022)'s Definition 4 of *local preferences*, a student with preference \succ_i and scores R_i has a local preference of (s_1, s_0) at cutoff c_s if, for some $\epsilon > 0$, among the schools for which she qualifies, her favorite school is s_1 when her score is $R_i(r)$ for $r \in [c_s, c_s + \epsilon)$ and her favorite school is s_0 when her score is $R_i(r)$ for $r \in (c_s - \epsilon, c_s]$. Under their Definition 5, (s_1, s_0) is a *comparable pair* (i) if $c_{s_1} \in (0, 1)$ and (ii) the conditional distribution of students with test scores $R_{it_{s_1}} = c_{s_1}$ contains positive mass of those with local preferences (s_1, s_0) . Their Proposition 1 shows that under continuity assumptions, for (s_1, s_0) a comparable pair, the causal effect between (s_1, s_0) of those with local preference (s_1, s_0) at c_{s_1} and with $R_{it_{s_1}} = c_{s_1}$ is identified.

For a student with local preferences (s_1, s_0) at c_{s_1} and with $R_{it_{s_1}} = c_{s_1}$, her characteristics (\succ_i, R_i) must satisfy the following: For $t_0 = t_{s_0}$ and $t_1 = t_{s_1}$, if $t_0 = t_1 = t$

- (1) (s_1 has a stricter cutoff than s_0) $R_{it} = c_{s_1} > c_{s_0}$
- (2) (Does not qualify for any school $s \succ_i s_1$ on test t) $c_{s_0} < \underline{R}_t(s_0) = c_{s_1} < \underline{R}_t(s_1)$
- (3) (Prefer s_1) $s_1 \succ_i s_0$
- (4) (Does not qualify for any school $s \succ_i s_0$ on other tests) For all $t' \neq t$,

$$R_{it'} < \underline{R}_{t'}(s_0) \leq \underline{R}_{t'}(s_1).$$

For $t_0 \neq t_1$:

- (1) $R_{it_1} = c_{s_1}$
- (2) $R_{it_0} \geq c_{s_0}$
- (3) $s_1 \succ_i s_0$
- (4) $\underline{R}_{t_1}(s_0) = c_{s_1} < \underline{R}_{t_1}(s_1)$
- (5) For all $t' \neq t_1$,

$$R_{it'} < \underline{R}_{t'}(s_0) \leq \underline{R}_{t'}(s_1).$$

We can also check that these conditions are sufficient. In either case, we can write these conditions in the following way:

$$\begin{aligned} s_1 &\succ_i s_0 \\ R_{it} &\in [0, \underline{R}_t(s_0)) \text{ for all } t \notin \{t_0, t_1\} \\ R_{it_0} &\in [c_{s_0}, \underline{R}_{t_0}(s_0)) \\ R_{it_1} &= c_{s_1} = \underline{R}_{t_1}(s_0) < \underline{R}_{t_1}(s_1). \end{aligned}$$

Note that we can write those with $s_1 \succ_i s_0$ and $R_i \in \overline{E}_{s_0} \cap \overline{E}_{s_1}$ in Theorem 3.4(3) as

$$\begin{aligned} s_1 &\succ_i s_0 \\ R_{it} &\in [0, \underline{R}_t(s_0)], \underline{R}_t(s_0) > 0 \text{ for all } t \notin \{t_0, t_1\} \\ R_{it_0} &\in [c_{s_0}, \underline{R}_{t_0}(s_0)], \underline{R}_{t_0}(s_0) > c_{s_0} \\ R_{it_1} &= c_{s_1} = \underline{R}_{t_1}(s_0) < \underline{R}_{t_1}(s_1) \end{aligned}$$

Thus, the distinction is only on whether or not to take the closure of certain sets for $t \neq t_1$. Hence, up to measure-zero sets under the conditional distribution of $R_{i,-t_1} \mid R_{i,t_1}$, the identification regions

are exactly the same. The causal effect identified is also exactly $\tau_{s_1 \succ s_0} = \mathbb{E}[Y(s_1) - Y(s_0) \mid s_1 \succ_i s_0, R_i \in \overline{E}_{s_1} \cap \overline{E}_{s_0}]$.

A.6.2. *Results in Abdulkadiroğlu et al. (2017a).* We translate some notation in Abdulkadiroğlu et al. (2017a) into our setup and show that the identification results are equivalent. For simplicity, we assume a population in which the cutoffs satisfy [Assumption 4.1\(2\)](#) and [Assumption 4.1\(4\)](#). We also assume that $U_{i\ell}$ is iid uniform over ℓ . We show that the local DA propensity score is positive at cutoff c (as a user-bandwidth tends to zero) if and only if $s \in \overline{E}_s$ in [Theorem 3.4](#).

First, Abdulkadiroğlu et al. (2017a) define a notion of whether a student is never, always, or conditionally seated at a given school (p.128). Their definition depends on a user-chosen bandwidth; here, we discuss the equivalent statements when the bandwidth vanishes. In our notation, for a lottery school s , a student (\succ_i, Q_i, R_i) is never seated if $V_{is}(Q_i, U_i) > c_s$ with probability zero, always seated if $V_{is}(Q_i, U_i) > c_s$ with probability one, and conditionally seated if $V_{is}(Q_i, U_i) > c_s$ with probability in $(0, 1)$. For a test-score school s using a test t , a student is never seated if $R_{it} < \underline{r}_t(s, Q_{is}, c_s)$ or $\underline{r}_t(s, Q_{is}, c_s) = 1$, always seated if $R_{it} > \underline{r}_t(s, Q_{is}, c_s)$ or $\underline{r}_t(s, Q_{is}, c_s) = 0$, and conditionally seated if $R_{it} = \underline{r}_t(s, Q_{is}, c_s)$ and $\underline{r}_t(s, Q_{is}, c_s) \in (0, 1)$ (recall [Equation \(3.6\)](#)). By assumption, $\underline{r}_t(s, Q_{is}, c_s)$ is either in $(\epsilon, 1 - \epsilon)$ or in $\{0, 1\}$.

Second, Abdulkadiroğlu et al. (2017a) define a notion of “most informative disqualification” (p.128). For a given school s and a lottery ℓ , $\text{MID}_{is}^\ell < 1$ if and only if no school $s' \succ_i s$ is such that (\succ_i, Q_i) always qualifies for s' . On the other hand, for s and a test t , $\text{MID}_{is}^t < 1$ if and only if no school $s' \succ_i s$ has $\underline{r}_t(s', Q_{is'}, c_{s'}) = 0$.

Finally, inspecting the implication of Theorem 1 in Abdulkadiroğlu et al. (2017a), the local DA propensity score of (\succ_i, Q_i, R_i) for school s is positive if and only if the following hold

- (1) i is always or conditionally seated at s
- (2) i is conditionally or never seated at all schools $s' \succ_i s$
- (3) $\text{MID}_{is}^\ell < 1, \text{MID}_{is}^t < 1$ for all ℓ, t
- (4) If s is a lottery school, $c_s < c_{s'}$ for all $s' \succ_i s$ that uses the same lottery.

Note that we have the equivalent statements if s is a lottery school:

- (1) The probability of (\succ_i, Q_i) qualifies for s is positive
- (2) For all tests t , $R_{it} \leq \underline{R}_t(s, \succ_i, Q_i, c)$. For all lottery schools $s' \succ_i s$, the student does not qualify for s' with probability 1.
- (3) $\underline{R}_t(s, \succ_i, Q_i, c) > 0$ for all t
- (4) i does not always qualify for some lottery school $s' \succ_i s$ when i qualifies for s .

This is further equivalent to $R_i \in \overline{E}_s$ in [Theorem 3.4\(1\)](#).

If s is a test-score school using test t ,

- (1) $R_{it} \geq \underline{r}_t(s, Q_{is}, c_s)$ and $\underline{r}_t(s, Q_{is}, c_s) < 1$.
- (2) For all tests t , $R_{it} \leq \underline{R}_t(s, \succ_i, Q_i, c)$. Since the cutoffs are distinct, $\underline{R}_t(s, \succ_i, Q_i, c) \neq \underline{r}_t(s, Q_{is}, c_s)$ unless they are both zero or both one.
For all lottery schools $s' \succ_i s$, the student does not qualify for s' with probability 1.
- (3) $\underline{R}_t(s, \succ_i, Q_i, c) > 0$ for all t

This is further equivalent to $R_i \in \overline{E}_s$ in [Theorem 3.4\(2\)](#).

Appendix B. Estimation and Inference: Proofs

This section contains details for estimation and inference for [Section 4](#).

B.1. Lottery-based aTEs. Let us first consider estimation of $\tau_{s_1 \succ s_0}$ where s_1 is a lottery school. The asymptotics of estimators for this object likewise faces difficulty arising from the fact that C_N is random. To that end, define the aggregate treatment effect at a given value of the cutoffs

$$\begin{aligned} c &\mapsto \tau_{s_1 \succ s_0}(c) \\ &= \mathbb{E}[Y(s_1) - Y(s_0) \mid R_i \in E_{s_1}(\succ_i, Q_i, c) \cap E_{s_0}(\succ_i, Q_i, c), s_1 \succ_i s_0] \\ &= \int (y(s_1) - y(s_0)) dP(y(s_1), y(s_0) \mid R_i \in E_{s_1}(\succ_i, Q_i, c) \cap E_{s_0}(\succ_i, Q_i, c), s_1 \succ_i s_0). \end{aligned}$$

Note that $\tau_{s_1 \succ s_0}(C_N)$ is a random estimand, whose randomness comes from C_N , but it integrates over the population treating the cutoff C_N as fixed rather than a function of data.

Correspondingly, consider an estimator defined by

$$\begin{aligned} \hat{\tau}_{s_1 \succ s_0} &= \left(\frac{1}{N} \sum_{i=1}^N J(\succ_i, Q_i, R_i; C_N) \right)^{-1} \\ &\quad \times \frac{1}{N} \sum_{i=1}^N \underbrace{J(\succ_i, Q_i, R_i; C_N) \left\{ \frac{D(s_1; U_i, Q_i, \succ_i, C_N)}{\pi(s_1; Q_i, \succ_i, C_N)} - \frac{D(s_0; U_i, Q_i, \succ_i, C_N)}{\pi(s_0; Q_i, \succ_i, C_N)} \right\}}_{g(X_i, Y_i; C_N)} Y_i \\ &\equiv (\mathbb{P}_N J(\cdot; C_N))^{-1} \mathbb{P}_N g(\cdot; C_N). \end{aligned}$$

Here, we use the empirical process notation \mathbb{P}_N to denote a sample mean, and \mathbb{P} to denote integral with respect to the distribution of (Y_i, X_i) . Moreover,

$$\begin{aligned} J_i(R_i; c) &\equiv J(\succ_i, Q_i, R_i; c) \equiv \mathbb{1}(s_1 \succ_i s_0, R_i \in E_{s_0}(\succ_i, Q_i, c) \cap E_{s_1}(\succ_i, Q_i, c)) \\ D_{i1}(U_i; c) &\equiv D(s_1; U_i, Q_i, \succ_i, c) = \underbrace{\mathbb{1}(V_{is_1}(Q_i, U_i) \geq c_{s_1})}_{\text{qualifies for } s_1} \prod_{s: \text{lottery}, s \succ_i s_1} \underbrace{\mathbb{1}(V_{is}(Q_i, U_i) < c_s)}_{\text{fails to qualify for any better lottery school}}. \end{aligned} \quad (\text{B.18})$$

$D_{i0}(U_i; c)$ is defined similarly for s_0 a lottery school. If s_0 is a test-score school, then $D_{i0}(U_i; c)$ is simply

$$\prod_{s: \text{lottery}, s \succ_i s_0} \underbrace{\mathbb{1}(V_{is}(Q_i, U_i) < c_s)}_{\text{fails to qualify for any better lottery school}},$$

since $R_i \in E_{s_0}$ already implies that individual i does not qualify for any preferred test-score school and qualifies for s_0 . Finally,

$$\pi(s; Q_i, \succ_i, c) = \int D(s; u, Q_i, \succ_i, c) dP_U(u)$$

is the conditional probability that $D(s; U_i, Q_i, \succ_i, c) = 1$, given (Q_i, R_i, \succ_i) and treating the cutoff c as fixed.

In short, D_{i1}, D_{i0} denotes whether a student's lottery numbers qualify her at a given s_j and fail to qualify her at any schools she prefers to s_j , at a fixed cutoff c . $\pi(s_j; \cdot)$ then denotes the probability that $D_{ij} = 1$, treating the cutoff as fixed.

Assumption B.1. *There exists some constant $0 < C < \infty$ such that $\mathbb{E}[|Y_i(s)|^4] < C$.*

Theorem 4.1. *Suppose s_1 is a lottery school. Suppose s_1, s_0 are comparable under the limiting cutoffs, i.e., $\mathbb{E}[J_i(R_i; c)] > 0$. Then, under [Assumptions 2.1, 4.1, B.1, and B.2](#), for $g(X_i, Y_i; c) \equiv J_i(C_N) \left\{ Y_i^{(1)}(C_N) - Y_i^{(0)}(C_N) \right\}$,*

$$\begin{aligned} & \sqrt{N} (\hat{\tau}_{s_1 \succ s_0} - \tau_{s_1 \succ s_0}(C_N)) \\ &= \frac{1}{\sqrt{N}} \sum_{i=1}^N \left\{ \frac{g(X_i, Y_i; c) - \mathbb{E}[g(X_i, Y_i; c)]}{\mathbb{E}[J_i(R_i; c)]} - \frac{\mathbb{E}[g(X_i, Y_i; c)]}{(\mathbb{E}[J_i(R_i; c)])^2} (J_i(R_i; c) - \mathbb{E}[J_i(R_i; c)]) \right\} + o_P(1) \end{aligned} \quad (4.15)$$

$$\xrightarrow{d} \mathcal{N} \left(0, \frac{\text{Var}(g(X_i, Y_i; c) \mid J_i(R_i; c) = 1)}{\mathbb{E}[J_i(R_i; c)]} \right). \quad (4.16)$$

Proof. Note that it suffices to show that the numerator and the denominator jointly obeys the asymptotic representation

$$\begin{aligned} \sqrt{N}(\mathbb{P}_N g(\cdot; C_N) - (\mathbb{P} J(\cdot; C_N))_{\tau_{s_1 \succ s_0}}(C_N)) &= \sqrt{N}(\mathbb{P}_N - \mathbb{P})g(\cdot; C_N) = \underbrace{\sqrt{N}(\mathbb{P}_N - \mathbb{P})g(\cdot; c)}_{\text{asymptotically Gaussian}} + o_P(1) \\ \sqrt{N}(\mathbb{P}_N - \mathbb{P})J(\cdot; C_N) &= \sqrt{N}(\mathbb{P}_N - \mathbb{P})J(\cdot; c) + o_P(1). \end{aligned}$$

The quantities on the right-hand side are scaled sample means of i.i.d. terms, and thus obey central limit theorems under [Assumptions 4.1 and B.1](#). The resulting asymptotic linear representation [Equation \(4.15\)](#) and central limit theorem [Equation \(4.16\)](#) for the ratio follow by an application of the delta method, since $\mathbb{E}[J_i(R_i; c)] > 0$.

The remainder of the proof shows the representation for the numerator

$$\sqrt{N}(\mathbb{P}_N - \mathbb{P})[g(\cdot; C_N) - g(\cdot; c)] = o_P(1).$$

The representation for the denominator can be shown analogously. To this end, consider an event A_N , which occurs if the following occurs:

- (1) $\|C_N - c\|_\infty \leq M_N/\sqrt{N}$ for some $0 < M_N \rightarrow \infty$ and $M_N = o(\sqrt{N})$
- (2) For some $\eta > 0$, $\pi(\cdot; \tilde{c}) > \eta$ when $D_{i1}(U_i; \tilde{c}) = 1$ for $\tilde{c} \in \{c, C_N\}$
- (3) There exists some region $B_T \subset [0, 1]^T$ and $B_L \subset [0, 1]^L$, both of Lebesgue measure at least $1 - CM_N/\sqrt{N}$, such that whenever $U_i \in B_L, R_i \in B_T$, we have $J_i(C_N) = J_i(c)$, $D_{i1}(U_i; C_N) = D_{i1}(U_i; c)$, $D_{i0}(U_i; C_N) = D_{i0}(U_i; c)$

[Lemma B.1](#) verifies that $\mathbb{P}(A_N) \rightarrow 1$ for some choice of η and M_N under [Assumptions 4.1 and B.2](#).

Since

$$\mathbb{P} \left[\left| \sqrt{N}(\mathbb{P}_N - \mathbb{P})(g(\cdot; C_N) - g(\cdot; c)) \right| > \epsilon \right] \leq \mathbb{P}(A_N^C) + \mathbb{P}(A_N, \left| \sqrt{N}(\mathbb{P}_N - \mathbb{P})(g(\cdot; C_N) - g(\cdot; c)) \right| > \epsilon),$$

it suffices to bound the empirical process under the event A_N . Thus, under A_N ,

$$\left| \sqrt{N}(\mathbb{P}_N - \mathbb{P})(g(\cdot; C_N) - g(\cdot; c)) \right| \leq \sup_{\tilde{c}: \|\tilde{c} - c\|_\infty < M_N/\sqrt{N}} \left| \sqrt{N}(\mathbb{P}_N - \mathbb{P})(g(\cdot; \tilde{c}) - g(\cdot; c)) \right|$$

Let

$$h_1(X_i, Y_i; c) = J_i(R_i; c) \frac{D_{i1}(U_i; c)}{\pi(s_1; Q_i, \succ_i, c) \vee \eta} Y_i$$

and h_0 be analogously defined. We can further bound

$$|\sqrt{N}(\mathbb{P}_N - \mathbb{P})(g(\cdot; C_N) - g(\cdot; c))| \leq \sum_{j \in \{0,1\}} \sup_{\tilde{c}: \|\tilde{c} - c\|_\infty < M_N/\sqrt{N}} |\sqrt{N}(\mathbb{P}_N - \mathbb{P})(h_j(\cdot; \tilde{c}) - h_j(\cdot; c))|.$$

Thus it suffices to verify

$$\sup_{\tilde{c}: \|\tilde{c} - c\|_\infty < M_N/\sqrt{N}} |\sqrt{N}(\mathbb{P}_N - \mathbb{P})[h_1(\cdot; \tilde{c}) - h_1(\cdot; c)]| = o_P(1). \quad (\text{B.19})$$

The argument for h_0 follows analogously.

Let $\mathcal{H} = \{h_1(\cdot; \tilde{c}) : \tilde{c} \in [0, 1]^S, \|\tilde{c} - c\|_\infty < M_N/\sqrt{N}\}$. Let

$$H_N(\cdot) = \sup_{h \in \mathcal{H}} |h(\cdot) - h_1(\cdot; c)|$$

be the envelope function of the class $\mathcal{H} - h_1(\cdot; c)$. By Section 2.14.4 in [van der Vaart and Wellner \(2023\)](#), [Equation \(B.19\)](#) follows pending verification that (i) \mathcal{H} is a class of functions with a uniformly bounded VC subgraph index and (ii) $\mathbb{E}[H_N^2] = o(1)$.

For (i), note first that it suffices to verify that

$$\mathcal{H}(\succ, q) = \{h(\succ, q, \cdot) : h \in \mathcal{H}\}$$

is a VC class for every fixed \succ, q , since there are only finitely many distinct (\succ, q) values.

Fix (\succ, q) and suppress it from notation, we note that

$$h_1(R_i, U_i, c) = \min(J(R_i; c), D_1(U_i; c)) \frac{Y_i}{\pi(s_1; c) \vee \eta}.$$

By the permanence properties of VC classes (Lemma 2.6.18(i) and (vi) in [van der Vaart and Wellner \(1996\)](#)), it suffices to verify that the following sets and functions are VC classes, as \tilde{c} ranges over $\|\tilde{c} - c\|_\infty < M_N/\sqrt{N}$:

$$J_{\tilde{c}} = \{r : J(r; \tilde{c}) = 1\}$$

$$D_{\tilde{c}} = \{u : D(s_1; u, \tilde{c}) = 1\}$$

To prove $\mathcal{J} = \{J_{\tilde{c}} : \tilde{c}\}$ is a VC class, we can represent the set of test-score schools one qualifies for as a binary string $b = (b_1, \dots, b_{T_s}) \in \{0, 1\}^{T_s}$, assuming there are $T_s \leq M$ test-score schools. Now, $J(R; \tilde{c}) = 1$ if and only if b takes certain given values, collected in some set \mathcal{B} , which depends on (\succ, q) . Thus,

$$J_{\tilde{c}} = \bigcup_{b \in \mathcal{B}} \bigcap_{s \text{ test-score school}} \{R \in [0, 1]^T : (-1)^{b_s} V_s(q, R) < (-1)^{b_s} \tilde{c}_s\}.$$

This representation writes $J_{\tilde{c}}$ as a union over test-score school qualification statuses b . For each b , the region on R then delineates whether R_{t_s} clears or fails to clear the threshold for school s . Thus, each member of \mathcal{J} is a finite union and intersection of sets of the form

$$\{R \in [0, 1]^T : R_t < r\} \text{ or } \{R \in [0, 1]^T : R_t > r\}.$$

Since the class of sets $\{\{R \in [0, 1]^T : R_t < r\} : r \in [0, 1]\}$ has finite VC dimension, \mathcal{J} also has finite VC dimension. The argument that $D_{\tilde{c}}$ form a VC class is analogous. This verifies (i).

For (ii), we may decompose

$$\begin{aligned}\mathbb{E}[H_N^2] &= \mathbb{E}[H_N^2 \mathbb{1}(A_N)] + \mathbb{E}[H_N^2 \mathbb{1}(A_N^C)] \\ &\leq \mathbb{E}[H_N^2 \mathbb{1}(A_N, R_i \in B_T, U_i \in B_L)] + \mathbb{E}[H_N^2 \mathbb{1}(R_i \notin B_T \text{ or } U_i \notin B_L)] + \mathbb{E}[H_N^2 \mathbb{1}(A_N^C)]\end{aligned}$$

On the event $A_N, R_i \in B_T, U_i \in B_L$,

$$H_N(X_i, Y_i) = \sup_{h \in \mathcal{H}} |h - h_1(\cdot; c)| \leq |Y_i| \sup_{\|\tilde{c} - c\|_\infty} \left| \frac{1}{\pi(s_1; Q_i, \succ_i, \tilde{c}) \vee \eta} - \frac{1}{\pi(s_1; Q_i, \succ_i, c) \vee \eta} \right| \lesssim_\eta |Y_i| M_N N^{-1/2}.$$

Separately,

$$\mathbb{E}[H_N^2 \mathbb{1}(K)] \leq \sqrt{\mathbb{E}[H_N^4] \mathbb{P}(K)}$$

where

$$H_N^4(X_i, Y_i) \lesssim_\eta |Y|^4.$$

Now, since B_T, B_L are sets with large Lebesgue measures,

$$\mathbb{P}(R_i \notin B_T \text{ or } U_i \notin B_L) = o(1)$$

by [Assumption B.2](#). Finally, since $\mathbb{E}[|Y|^4]$ is assumed to be finite ([Assumption B.1](#)), we have that

$$\mathbb{E}[H_N^2] = o(1).$$

This verifies (ii) and proves (B.19). □

Lemma B.1. *In the proof of [Theorem 4.1](#), the event A_N occurs with probability tending to one.*

Proof. It suffices to check each individually, since the finite intersection of eventually almost sure events are eventually almost sure.

The first claim is immediate by [Assumption 2.1](#) for any M_N that diverges.

Note that $\delta \equiv \min_{q, \succ} \{\pi(s_1; q, \succ, c) : \pi(s; q, \succ, c) > 0\}$ is a minimum over finitely many positive elements and thus $\delta > 0$. Moreover, each

$$\pi(s_1; q, \succ, c) = \int D_{i1}(u; c) dF_U(u)$$

If $D_{i1}(U_i; c) = 1$, then its integral must be positive, and hence $\pi(s_1; q, \succ, c) \geq \delta$.

For all sufficiently large N , consider each multiplicand in [Equation \(B.18\)](#). By [Assumption 2.1](#) and since $\|C_N - c\|_\infty \leq o(1)$, we have the the multiplicands in [Equation \(B.18\)](#) are either both zero with probability one or both one with positive probability for cutoffs c or cutoffs C_N . Consider some $\pi(s_1; q, \succ, C_N)$ for which $\pi(s_1; q, \succ, c) > 0$. Pending verification of (3), we have that $D_{i1}(u; C_N) \neq D_{i1}(u; c)$ only if $u \notin B_L$, thus

$$|\pi(s_1; q, \succ, C_N) - \pi(s_1; q, \succ, c)| \leq \int |D_{i1}(u; C_N) - D_{i1}(u; c)| dF_U(u) \leq \int_{B_L^c} dF_U(u) \lesssim M_N N^{-1/2}.$$

Hence for all sufficiently large N ,

$$\pi(s_1; q, \succ, C_N) \geq \pi(s_1; q, \succ, c) - o(1) > \delta/2$$

with probability tending to one. Thus (2) is shown by taking $\eta = \delta/2$.

Take $B_T^C = \{r \in [0, 1]^T : V_s(r_t, q) \text{ is between } c_s \text{ and } C_{N,s} \text{ for some } s, q\}$ and define B_L^C similarly. By [Assumption 4.1](#) and for all sufficiently large N , the set of schools anyone qualifies for sure is the

same at c and at C_N . If $R_i \in B_T, U_i \in B_L$, then the qualification status of each school is also the same under c or C_N . Thus D_{i1}, J_i would also be the same. We conclude the proof by noting that

$$\max(\mathbb{P}(B_T^C), \mathbb{P}(B_L^C)) \lesssim M_N / \sqrt{N}$$

by [Assumption B.2](#). □

B.2. RD-based aTEs: setup. Recall that we consider s_1, s_0 where the test-score school s_1 uses test t_1 , and we consider only students who prefer s_1 to s_0 .

We have the the following treatment effect

$$\tau = \tau_{s_0, s_1} = \mathbb{E} [Y(s_1) - Y(s_0) \mid s_1 \succ s_0, R \in \overline{E}_{s_0}(\succ, Q; c) \cap \overline{E}_{s_1}(\succ, Q; c)].$$

For a school s using test t , recall that $r_{s,t}(c)$ ([Equation \(3.8\)](#)) is the unique test-score-space cutoff such that for some $q = 0, \dots, \bar{q}_s$,

$$\frac{q + r_{s,t}(c)}{\bar{q}_s + 1} = c_s$$

For convenience on the test-score cutoff of school s_1 , let $\rho(c) = r_{s_1, t_1}(c)$.

B.2.1. Unpacking $J_i(c)$ and defining $J_i(C_N, h_N)$. Let us first decompose the conditioning event into restrictions on t_1 and restrictions not on t_1 . Recall that the intersection

$$\overline{E}_{s_0}(\succ, Q; c) \cap \overline{E}_{s_1}(\succ, Q; c) \quad \text{where } s_1 \succ s_0$$

takes the form of ([Equation \(3.9\)](#)), which is a Cartesian product of intervals corresponding to the following conditions on the vector of test scores $R = [R_1, \dots, R_T]'$:

$$\begin{aligned} R_{t_1} &= \underline{r}_{t_1}(s_1; Q, \succ, c) \\ R_{t_1} &\leq \underline{R}_{t_1}(s_0; Q, \succ, c) \\ R_t &\leq \underline{R}_t(s_0; Q, \succ, c) \\ s_0 &\succ L(Q, c) \end{aligned}$$

Additionally, if s_0 is a test-score school that uses t_0 and $t_1 \neq t_0$, then

$$R_{t_0} \in [\underline{r}_{t_0}(s_0; Q, \succ, c), \underline{R}_{t_0}(s_0; Q, \succ, c)]$$

Define the following indicator random variables (functions of R, \succ, Q) that correspond to the above restrictions, with the restrictions on t_1 relaxed with the bandwidth parameter h :

- (In-bandwidth) $I_1^+(c, h) = \mathbb{1}(R_{t_1} \in [\rho(c), \rho(c) + h])$ and $I_1^-(c, h) = \mathbb{1}(R_{t_1} \in [\rho(c) - h, \rho(c)])$
- (Everyone in bandwidth does not qualify for something better than s_1 and everyone qualifies for s_0) If s_0 is a test-score school that uses t_1 , then

$$I_1(c, h) = \mathbb{1}(\rho(c) + h < \underline{R}_{t_1}(s_1; Q, \succ, c), \rho(c) - h > \underline{r}_{t_1}(s_0; Q, \succ, c)).$$

Otherwise

$$I_1(c, h) = \mathbb{1}(\rho(c) + h < \underline{R}_{t_1}(s_1; Q, \succ, c)).$$

- (No one left of cutoff qualifies for test schools better than s_0) $I_{10}(c) = \mathbb{1}(\rho(c) \leq \underline{R}_{t_1}(s_0; Q, \succ, c))$

- (Qualifies for s_0) If s_0 is a test-score school and $t_1 \neq t_0$, then

$$I_0(c) = \mathbb{1}(R_{t_0} \in [\underline{r}_{t_0}(s_0; Q, \succ, c), \underline{R}_{t_0}(s_0; Q, \succ, c)]).$$

Otherwise $I_0(c) = 1$

- (Does not qualify for test-score schools preferred to s_0 except for s_1) For $t \neq t_0, t_1$, define $I_t(c) = \mathbb{1}(0 < R_t \leq \underline{R}_t(s_0; Q, \succ, c))$
- (Does not qualify for preferred lottery schools with probability 1) $I(c) = \mathbb{1}(s_0 \succ L(Q, c), s_1 \succ s_0)$
- Let the sample selection indicator be defined as

$$J(c, h) = I(c)I_{10}(c) \cdot I_1(c, h)I_0(c) \cdot \prod_{t \neq t_0, t_1} I_t(c), \quad (\text{B.20})$$

such that, for fixed (R, Q, \succ) ,

$$s_1 \succ s_0 \text{ and } R \in \overline{E}_{s_0}(\succ, Q; c) \cap \overline{E}_{s_1}(\succ, Q; c) \iff \lim_{h \rightarrow 0} J(c, h)(I_1^+(c, h) \vee I_1^-(c, h)) = 1.$$

Define $J_i(c, h) = J(c, h)$ where R_i, \succ_i, Q_i is plugged in.

B.2.2. *Defining the proxy outcome $Y^{(j)}(C_N)$.* Define $D_i^{(1)}(c)$ to be the indicator for failing to qualify for lottery schools that \succ_i prefers to s_1 :

$$D_i^{(1)}(c) = \prod_{s: \ell_s \neq \emptyset, s \succ s_1} \mathbb{1}(V_{is}(Q_i, U_i) < c_s).$$

Let

$$\pi_i^{(1)}(c) = P_U(D_i^{(1)}(c) = 1 \mid Q_i, \succ_i).$$

be the corresponding probability (P_U emphasizes that this is only a function of the distribution of U). Similarly, define

$$D_i^{(0)}(c) = \begin{cases} \prod_{s: \ell_s \neq \emptyset, s \succ s_0} \mathbb{1}(V_{is}(Q_i, U_i) < c_s), & \text{if } s_0 \text{ is a test-score school} \\ \prod_{s: \ell_s \neq \emptyset, s \succ s_0} \mathbb{1}(V_{is}(Q_i, U_i) < c_s) \cdot \mathbb{1}(V_{is_0}(Q_i, U_i) > c_{s_0}) & \text{if } s_0 \text{ is a lottery school} \end{cases}$$

and $\pi_i^{(0)}(c) = P_U(D_i^{(0)}(c) = 1 \mid Q_i, \succ_i)$.

Define the proxy outcome as the IPW ratio

$$Y^{(j)}(c) = \frac{D_i^{(j)}(c)Y_i}{\pi_i^{(j)}(c)} \quad (\text{B.21})$$

where we impose the convention $0/0 = 0$.

Note that for all h , almost surely

$$J_i(C_N, h)I_1^+(C_N, h)Y^{(1)}(C_N) = J_i(C_N, h)I_1^+(C_N, h)\frac{D_i^{(1)}(C_N)Y_i(s_1)}{\pi_i^{(1)}(C_N)}. \quad (\text{B.22})$$

and similarly

$$J_i(C_N, h)I_1^-(C_N, h)Y^{(0)}(C_N) = J_i(C_N, h)I_1^-(C_N, h)\frac{D_i^{(0)}(C_N)Y_i(s_0)}{\pi_i^{(0)}(C_N)}.$$

This is because when $J_i(C_N, h)I_1^+(C_N, h) = 1$, either i is assigned to s_1 or they are assigned to a lottery school they prefer to s_1 . Similarly, when $J_i(C_N, h)I_1^-(C_N, h) = 1$, if s_0 is a test-score school (and i wins the lottery at s_0), then either i is assigned to s_0 or to a lottery school i prefers to s_0 .

B.2.3. Estimators of the right-limit. The rest of this section now restricts to considering the right-limit. To simplify notation, define

$$Y_i(C_N) = \frac{D_i^\dagger(C_N)Y_i(s_1)}{\pi_i(C_N)}$$

where $D_i^\dagger(C_N) = D_i^{(1)}(C_N)$ and $\pi_i(C_N) = \pi_i^{(1)}(C_N)$. We can replace $Y_i^{(1)}(C_N)$ by $Y_i(C_N)$ because of (Equation (B.22)). A natural estimator of the right-limit,

$$\lim_{h \rightarrow 0} \mathbb{E}[Y \mid J(c, h) = 1, I_1^+(c, h) = 1] = \mathbb{E}[Y(s_1) \mid s_1 \succ s_0, R \in \overline{E}_{s_0}(\succ, Q; c) \cap \overline{E}_{s_1}(\succ, Q; c)],$$

is a locally linear estimator with uniform kernel and bandwidth h_N :

$$\hat{\beta}(h_N) = [\hat{\beta}_0, \hat{\beta}_1]' = \arg \min_{\beta_0, \beta_1} \sum_{i=1}^N W_i(C_N, h_N) [Y_i(C_N) - \beta_0 - \beta_1(R_{it_1} - \rho(C_N))]^2,$$

where $W_i(C_N, h_N) = J_i(C_N, h_N)I_{1i}^+(C_N, h_N)$.

Let $x_i(C_N) = [1, R_{it_1} - \rho(C_N)]'$ collect the right-hand side variable in the weighted least-squares regression. Then the locally linear regression estimator is

$$\hat{\beta}_0(h_N) = e_1' \left(\sum_{i=1}^N W_i(C_N, h_N) x_i(C_N) x_i(C_N)' \right)^{-1} \left(\sum_{i=1}^N W_i(C_N, h_N) x_i(C_N) Y_i(C_N) \right)$$

There is a natural oracle estimator

$$\check{\beta}_0(h_N) = e_1' \left(\sum_{i=1}^N W_i(c, h_N) x_i(c) x_i(c)' \right)^{-1} \left(\sum_{i=1}^N W_i(c, h_N) x_i(c) Y_i(c) \right)$$

whose asymptotic properties are well-understood.²⁹ Our goal is to show that the difference between the two estimators is small:

$$\sqrt{nh_N} \left(\hat{\beta}_0(h_N) - \check{\beta}_0(h_N) \right) = o_p(1).$$

B.2.4. Assumptions. First, let us recall the following assumption to avoid certain knife-edge populations.

Assumption 4.1 (Population cutoffs are interior). *The distribution of student observables satisfies Assumption 2.1, where the population cutoffs c satisfy:*

(1) *School s_1 is not undersubscribed nor impossible to qualify for: $\rho(c) \in (0, 1)$. If s_1 uses the same test as s_0 , then its cutoff is more stringent $\rho(c) > r_{s_0, t_1}(c)$.*

(2) *For each school s , the cutoff*

$$c_s \notin \left\{ \frac{1}{\bar{q}_s + 1}, \dots, \frac{\bar{q}_s}{\bar{q}_s + 1}, 1 \right\}.$$

²⁹ $e_1 = [1, 0]'$.

(3) If $c_s = 0$, then s is eventually undersubscribed: $P(C_{s,N} = 0) \rightarrow 1$.

(4) If two schools s_3, s_4 use the same test t , then their test score cutoffs are different, unless both are undersubscribed: If $r_{s_3,t}(c) = r_{s_4,t}(c)$ then $c_{s_3} = c_{s_4} = 0$, where $r_{s,t}$ is defined in Equation (3.8).

Next, let us also state the following technical conditions

Assumption B.2 (Bounded densities). For some constant $0 < B < \infty$,

(1) The density of $(R_i \mid \succ_i, Q_i, Y_i(0), \dots, Y_i(M))$ with respect to the Lebesgue measure is positive and bounded by B , uniformly over the conditioning variables.

(2) The density of $U_i = [U_{i\ell_s} : \ell_s \neq \emptyset]$ with respect to the Lebesgue measure is positive and bounded by B .

Define

$$\mu_+(r) = \mathbb{E}[Y_i(s_1) \mid J_i(c) = 1, R_{t_1} = r]$$

and $\mu_-(r) = \mathbb{E}[Y_i(s_1) \mid J_i(c) = 1, R_{t_1} = r]$ where $J_i(c) = J_i(c, 0)$.

Assumption B.3 (Moment bounds). (1) Let $\epsilon_i^{(1)} = Y_i(s_1) - \mu_+(r)$. For some $\varepsilon > 0$, the $(2+\varepsilon)^{th}$ moment exists and is bounded uniformly:

$$\mathbb{E}[(\epsilon_i^{(1)})^{2+\varepsilon} \mid J_i(c) = 1, R_{it_1} = r] < B_V(\varepsilon) < \infty.$$

Similarly, the same moment bounds hold for $Y_i(s_0)$. Note that this implies that the second moment is bounded uniformly by some $B_V = B_V(0)$.

(2) The conditional variance $\text{Var}(\epsilon_i \mid J_i(c) = 1, R_{it_1} = r)$ is right-continuous at $\rho(c)$ with right-limit $\sigma_+^2 > 0$. Similarly, the conditional variance for $Y_i(s_0)$ is also continuous with left-limit $\sigma_-^2 > 0$.

(3) The conditional first moment is bounded uniformly: $\mathbb{E}[|Y_i(s_k)| \mid R_i, \succ_i, Q_i] < B_M < \infty$ for $k = 0, 1$.

Assumption B.4 (Smoothness of mean). The maps $\mu_+(r), \mu_-(r)$ are thrice continuously differentiable with bounded third derivative $\|\mu_+'''(r)\|_\infty, \|\mu_-'''(r)\|_\infty < B_D < \infty$.

Assumption B.5 (Continuously differentiable density). The density $f(r) = p(R_{it_1} = r \mid J_i(c) = 1)$ is continuously differentiable at $\rho(c)$ and strictly positive.

B.2.5. Statement of results for Theorem 4.2.

Theorem B.2. Under Assumptions 2.1, 4.1, and B.2 to B.5, assuming $N^{-1/2} = o(h_N)$ and $h_N = o(1)$, then the feasible estimator and the oracle estimator are equivalent in the first order

$$\sqrt{Nh_N}(\hat{\beta} - \check{\beta}) = O_p\left(h_N^{1/2} + N^{-1/4}h_N^{-1/2} + N^{-1/2}h_N^{-1}\right) = o_p(1).$$

Corollary B.3. Under Theorem B.2, we immediately have that the discrepancy $\sqrt{Nh_N}(\hat{\beta} - \check{\beta}) = o_p(\sqrt{Nh_N}h_N^2)$ if $h_N = O(N^{-d})$ with $d \in [0.2, 0.25]$.

Let $\check{\beta} = \check{A}_{1N}^{-1}\check{A}_{2N}$ and let $\hat{\beta} = \hat{A}_{1N}^{-1}\hat{A}_{2N}$ for matrices $\check{A}_{kN}, \hat{A}_{kN}$. The theorem follows from the following proposition.

Proposition B.4. Under Assumptions 2.1, 4.1, and B.2 to B.5, assuming $N^{-1/2} = o(h_N)$ and $h_N = o(1)$, then

(1) The matrix

$$\check{A}_{1N} = \begin{bmatrix} O_p(1) & O_p(h_N) \\ O_p(h_N) & O_p(h_N^2) \end{bmatrix}$$

and, as a result,

$$(\check{A}_{1N} + b_N)^{-1} = \check{A}_{1N}^{-1} + \begin{bmatrix} O_p(b_N) & O_p(b_N/h_N^2) \\ O_p(b_N/h_N^2) & O_p(b_N/h_N^4) \end{bmatrix}.$$

Similarly,

$$\check{A}_{2N} = \begin{bmatrix} O_p(1) \\ O_p(h_N) \end{bmatrix}.$$

(2) Let³⁰

$$\begin{aligned} \tilde{\beta} &\equiv \left(\frac{1}{Nh_N} \sum_{i=1}^N J_i(c) I_{1i}^+(C_N, h_N) x_i(C_N) x_i(C_N)' \right)^{-1} \left(\frac{1}{Nh_N} \sum_{i=1}^N J_i(c) I_{1i}^+(C_N, h_N) x_i(C_N) Y_i(c) \right) \\ &\equiv \tilde{A}_{1N}^{-1} \tilde{A}_{2N}. \end{aligned}$$

Then

$$\tilde{A}_{1N} = \check{A}_{1N} + \begin{bmatrix} O_p(N^{-1/2}/h_N) & O_p(N^{-1/2}) \\ O_p(N^{-1/2}) & O_p(N^{-1/2}h_N) \end{bmatrix}$$

and

$$\tilde{A}_{2N} = \check{A}_{2N} + \begin{bmatrix} N^{-1/2}/h_N \\ N^{-1/2} \end{bmatrix} = \begin{bmatrix} O_p(1) \\ O_p(h_N) \end{bmatrix}.$$

(3) Moreover, $\sqrt{Nh_N}(\hat{\beta}_0 - \tilde{\beta}_0) = O_p(\sqrt{h_N})$.

(4) We may write the discrepancy as

$$\tilde{A}_{1N}^{-1} \sqrt{Nh_N} \tilde{A}_{2N} - \check{A}_{1N}^{-1} \sqrt{Nh_N} \check{A}_{2N} = \tilde{A}_{1N}^{-1} \tilde{B}_{2N} - \check{A}_{1N}^{-1} \check{B}_{2N}$$

for some $\tilde{B}_{2N}, \check{B}_{2N}$ where (a) $\check{B}_{2N} = [O_p(1), O_p(h_N)]'$ and (b)

$$\tilde{B}_{2N} = \check{B}_{2N} + \begin{bmatrix} O_p(h_N^{3/2} + N^{-1/4}h_N^{-1/2}) \\ O_p(h_N^{5/2} + N^{-1/4}h_N^{1/2}) \end{bmatrix}.$$

Proof. [Proof of [Theorem B.2](#) assuming [Proposition B.4](#)]

We multiply out, by parts (2) and (4):

$$\tilde{A}_{1N} \tilde{B}_{2N} = \left(\check{A}_{1N} + \begin{bmatrix} O_p(N^{-1/2}/h_N) & O_p(N^{-1/2}) \\ O_p(N^{-1/2}) & O_p(N^{-1/2}h_N) \end{bmatrix} \right)^{-1} \left(\check{B}_{2N} + \begin{bmatrix} O_p(h_N^{3/2} + N^{-1/4}h_N^{-1/2}) \\ O_p(h_N^{5/2} + N^{-1/4}h_N^{1/2}) \end{bmatrix} \right)$$

The first term is

$$\check{A}_{1N}^{-1} + \begin{bmatrix} O_p(N^{-1/2}/h_N) & O_p(N^{-1/2}/h_N^2) \\ O_p(N^{-1/2}/h_N^2) & O_p(N^{-1/2}/h_N^3) \end{bmatrix}.$$

³⁰We write $J_i(c)$ instead of $J_i(c, h_N)$ since it does not depend on h_N for sufficiently small h_N —see [Corollary B.9](#).

Multiplying out, we have that the RHS is

$$\check{A}_{1N}^{-1}\check{B}_{2N} + \begin{bmatrix} O_p\left(N^{-1/2}/h_N + h_N^{3/2} + N^{-1/4}h_N^{-1/2}\right) \\ O_p\left(h_N^{-1} \cdot \left(N^{-1/2}/h_N + h_N^{3/2} + N^{-1/4}h_N^{-1/2}\right)\right) \end{bmatrix}$$

The total discrepancy between $\hat{\beta}$ and $\check{\beta}$, in the first entry, by (3), is then

$$O_p\left(N^{-1/2}/h_N + h_N^{3/2} + N^{-1/4}h_N^{-1/2} + \sqrt{h_N}\right) = O_p\left(N^{-1/2}/h_N + h_N^{1/2} + N^{-1/4}h_N^{-1/2}\right).$$

□

B.2.6. Proof of Proposition B.4. We prove Proposition B.4 in the remainder of this section. The first part is a direct application of Lemma A.2 in Imbens and Kalyanaraman (2012), which is a routine approximation of the sum \tilde{A}_{1N} with its integral counterpart.

Proof. [Proof of Proposition B.4(1)] The claim follows directly from Lemma B.17, which is a re-statement of Lemma A.2 in Imbens and Kalyanaraman (2012). The inversion part follows from $1/(a+b) = 1/a + O(b/a^2)$. □

Next, the proof of part (2) follows from bounds of the discrepancy between \tilde{A}_{1N} and \check{A}_{1N} , detailed in Lemma B.13.

Proof. [Proof of Proposition B.4(2)] Lemma B.13 directly shows that

$$\tilde{A}_{1N} = \check{A}_{1N} + O_p(N^{-1/2}) \begin{bmatrix} 1/h_N & 1 \\ 1 & h_N \end{bmatrix}$$

when we expand

$$A_{1N} = \begin{bmatrix} S_{0N} & S_{1N} \\ S_{1N} & S_{2N} \end{bmatrix}$$

in the notation of Lemma B.13. The part about \tilde{A}_{2N} follows similarly from Corollary B.14. □

Next, the proof of part (3) follows from bounds of the discrepancy between \hat{A}_{kN} and \tilde{A}_{kN} , detailed in Lemmas B.11 and B.12.

Proof. [Proof of Proposition B.4(3)] Note that (1) and (2) implies that

$$\tilde{A}_{1N} = \begin{bmatrix} O_p(1) & O_p(h_N) \\ O_p(h_N) & O_p(h_N^2) \end{bmatrix}.$$

Lemma B.11 shows that

$$\hat{A}_{1N} = \tilde{A}_{1N} + O_p(N^{-1/2}) \begin{bmatrix} 1 & h_N \\ h_N & h_N^2 \end{bmatrix}.$$

and Lemma B.12 shows that

$$\hat{A}_{2N} = \tilde{A}_{2N} + O_p(N^{-1/2}) \begin{bmatrix} 1 \\ h_N \end{bmatrix}.$$

The inverse is then

$$\hat{A}_{1N}^{-1} = \tilde{A}_{1N}^{-1} + O_p(N^{-1/2}) \begin{bmatrix} 1 & 1/h_N \\ 1/h_N & 1/h_N^2 \end{bmatrix}$$

Multiplying the terms out, we have that

$$\hat{A}_{1N}^{-1} \hat{A}_{2N} = \tilde{A}_{1N}^{-1} \tilde{A}_{2N} + \begin{bmatrix} N^{-1/2} \\ N^{-1/2}/h_N \end{bmatrix}$$

Scaling by $\sqrt{Nh_N}$ yields the bound $\sqrt{h_N}$ in (3). \square

Lastly, we consider the fourth claim. To that end, we recall that

$$\mathbb{E}[Y_i(c) \mid J_i(c) = 1, R_{it_s} = r] = \mathbb{E}[Y_i(s_1) \mid J_i(c) = 1, R_{it_s} = r] \equiv \mu_+(r).$$

Let $\epsilon_i = Y_i(c) - \mu_+(R_{it_s})$. Now, observe that $\mathbb{E}[\epsilon_i \mid R_{it_s}, J_i(c) = 1] = 0$. We first do a Taylor expansion of μ_+ . [Assumption B.4](#) implies that

$$\mu_+(r) = \mu_+(\rho(c)) + \mu'_+(\rho(c))(r - \rho) + \frac{1}{2}\mu''_+(\rho(c))(r - \rho)^2 = \nu(r; c, \rho),$$

where $|\nu(r; c, \rho)| < B_D(r - \rho(c))^3 + B_\mu(c)(|r - \rho(c)| + |\rho(c) - \rho|)|\rho(c) - \rho|$ for some constant $B_\mu(c)$.

Proof. [Proof of [Proposition B.4\(4\)](#)] In the notation of [Lemmas B.13](#) and [B.15](#), we can write $\tilde{A}_{2N} = \frac{1}{Nh_N} \sum_{i=1}^N J_i(c) I_{1i}^+(C_N, h_N) x_i(C_N) Y_i(c)$ as

$$\begin{bmatrix} \mu_+(c)S_{0N} + \mu'_+(c)S_{1N} + \frac{\mu''_+(c)}{2}S_{2N} \\ \mu_+(c)S_{1N} + \mu'_+(c)S_{2N} + \frac{\mu''_+(c)}{2}S_{3N} \end{bmatrix} + \bar{\nu}_N + \begin{bmatrix} T_{0N} \\ T_{1N} \end{bmatrix},$$

where the argument $\rho = \rho(C_N)$ for S_{kN} . Let

$$\tilde{B}_{2N} = \sqrt{Nh_N} \left(\begin{bmatrix} \frac{\mu''_+(c)}{2}S_{2N} \\ \frac{\mu''_+(c)}{2}S_{3N} \end{bmatrix} + \bar{\nu}_N + \begin{bmatrix} T_{0N} \\ T_{1N} \end{bmatrix} \right).$$

Let \check{B}_{2N} be similarly defined. Note that

$$\tilde{A}_{1N}^{-1} \tilde{A}_{2N} = \begin{bmatrix} \mu_+(c) \\ \mu'_+(c) \end{bmatrix} + \frac{1}{\sqrt{Nh_N}} \tilde{A}_{1N}^{-1} \tilde{B}_{2N}$$

and similarly

$$\check{A}_{1N}^{-1} \check{A}_{2N} = \begin{bmatrix} \mu_+(c) \\ \mu'_+(c) \end{bmatrix} + \frac{1}{\sqrt{Nh_N}} \check{A}_{1N}^{-1} \check{B}_{2N}$$

Thus it remains to show that

$$\tilde{B}_{2N} = \check{B}_{2N} + \begin{bmatrix} O_p(h_N^{3/2} + N^{-1/4}h_N^{-1/2}) \\ O_p(h_N^{5/2} + N^{-1/4}h_N^{1/2}) \end{bmatrix}.$$

The above claim follows immediately from the bounds in [Lemmas B.13](#), [B.15](#), and [B.16](#). \square

B.2.7. *Central limit theorem and variance estimation.* Under a Taylor expansion ([Assumption B.4](#)) of $\mu_+(r)$, we have that, so long as $h_N = o(N^{-1/5})$,

$$\sqrt{Nh_N}(\tilde{\beta}_0 - \mu_+(c)) = \underbrace{\frac{1}{\sqrt{Nh_N}} \sum_{i=1}^N \frac{\nu_2 - \nu_1 \frac{R_{it_1} - \rho(c)}{h_N}}{(\nu_0 \nu_2 - \nu_1^2) f(\rho(c)) \mathbb{P}(J_i(c) = 1)}}_{Z_N} \cdot W_i(c, h_N) \cdot (Y_i(c) - \mu_+(R_{it_1})) + o_P(1) \quad (\text{B.23})$$

via a standard argument. See, for instance, [Imbens and Lemieux \(2008\)](#); [Hahn et al. \(2001\)](#); [Imbens and Kalyanaraman \(2012\)](#).

Theorem B.5. When $h_N = o(N^{-1/5})$, under [Assumptions B.3 to B.5](#), we have the following central limit theorem:

$$\hat{\sigma}_N^{-1}(\tilde{\beta}_0 - \mu_+(c)) \xrightarrow{d} \mathcal{N}(0, 1)$$

where the variance estimate is

$$\hat{\sigma}_N^2 = \frac{4Nh_N}{N_+} \left(\frac{1}{N_+} \sum_{i=1}^N W_i(C_N, h_N) Y_i(C_N)^2 - \hat{\beta}_0^2 \right) \quad N_+ = \sum_{i=1}^N W_i(C_N, h_N).$$

Proof. The central limit theorem follows from [Lemma B.19](#), which shows normality of Z_N under Lyapunov conditions, and [Lemma B.21](#), which shows consistency of $\hat{\sigma}_N^2$. \square

B.2.8. *Guide to the lemmas.* We conclude the main text of this appendix section with a guide to the lemmas that are appended in the rest of the section ([Appendices B.3 to B.7](#)). The key to the bounds is placing ourselves in an event that is well-behaved, in the sense that the ordering of the sample cutoffs C_N agrees with its population counterpart. This is dealt with in [Appendix B.3](#). Under such an event, all but \sqrt{N} of students' qualification statuses in sample disagree with those in population, yielding bounds related to J_i ([Appendix B.4](#)) and $J_i Y_i(C_N)$ ([Appendix B.5](#)). Having dealt with $J_i(C_N, h_N) \neq J_i(c)$, we can bound the discrepancy due to $\rho(C_N) \neq \rho(c)$, and those are in [Corollary B.14](#) and [Lemma B.15](#) in [Appendix B.6](#). Lastly, [Appendix B.7](#) contains lemmas that are useful for the CLT and variance estimation parts of the argument.

B.3. Placing ourselves on well-behaved events.

Lemma B.6. Let $0 \leq M_N \rightarrow \infty$ diverge. Let $A_N = A_N(M_N, h_N)$ be the following event: Let

$$\underline{r}_{t_s}(s, Q_s, c_s) \equiv \inf \left\{ r \in [0, 1] : \frac{Q_s + r}{\bar{q}_s + 1} \geq c_s \right\} \quad \text{where } \inf_{[0,1]} \emptyset = 1.$$

be the test-score space cutoff corresponding to students of discrete level Q_s .

- (1) (c and C_N agree on when $\underline{r}_{t_s}(s, q_s, c_s) \in (0, 1)$) For any school s and any $q \in \{0, \dots, \bar{q}_s\}$, $\underline{r}_{t_s}(s, q, C_N) \in (0, 1)$ if and only if $\underline{r}_{t_s}(s, q, c) \in (0, 1)$. If $\underline{r}_{t_s}(s, q, C_N) \notin (0, 1)$, then $\underline{r}_{t_s}(s, q, C_N) = \underline{r}_{t_s}(s, q, c)$.
- (2) The cutoffs converge for every s, q :

$$\max_s \max_q |\underline{r}_{t_s}(s, q, c_s) - \underline{r}_{t_s}(s, q, C_{s,N})| \leq M_N N^{-1/2}.$$

- (3) (c and C_N agree on all the ordering of $r_{t,s}$) For any schools s_1, s_2 which use the same test t , $r_{t,s_1}(C_N)$ and $r_{t,s_2}(C_N)$ are exactly ordered as $r_{t,s_1}(c)$ and $r_{t,s_2}(c)$.
- (4) For all \succ, Q , $\rho(C_N) + h_N < \underline{R}_{t_1}(s_1; \succ_i, Q_i, C_N)$ if and only if $\rho(c) < \underline{R}_{t_1}(s_1; \succ_i, Q_i, c)$.
- (5) Suppose s_0 is a test-score school that uses t_1 . For all \succ, Q , $\rho(C_N) - h_N > \underline{r}_{t_1}(s_0; Q, \succ, C_N)$ if and only if $\rho(c) > \underline{r}_{t_1}(s_0; Q, \succ, c)$

Under [Assumptions 2.1](#) and [4.1](#) and $h_N \rightarrow 0$, A_N occurs almost surely eventually:

$$\lim_{N \rightarrow \infty} P(A_N) = 1.$$

Proof. Since finite intersections of eventually almost sure events are eventually almost sure, it suffices to show that the following types events individually occur with probability tending to one:

- (1) For any fixed s and any $q \in \{0, \dots, \bar{q}_s\}$, $\underline{r}_{t_s}(s, q, C_{s,N}) \in (0, 1)$ if and only if $\underline{r}_{t_s}(s, q, c_s) \in (0, 1)$. If $\underline{r}_{t_s}(s, q, C_{s,N}) \notin (0, 1)$, then $\underline{r}_{t_s}(s, q, C_{s,N}) = r_{t_s}(s, q, c_s)$.
- If s is undersubscribed in population $c_s = 0$, then (3) in [Assumption 4.1](#) implies that eventually $C_{s,N} = c_s = 0$. On that event, $\underline{r}_{t_s}(s, q, c) = \underline{r}_{t_s}(s, q, C_N)$.
 - Otherwise, suppose $c_s \in (0, 1)$. By (2) in [Assumption 4.1](#), c_s does not equal any exact $q/(\bar{q}_s + 1)$. Note that by [Assumption 2.1](#), for any fixed $\epsilon > 0$, $P(C_{s,N} \in [c_s - \epsilon, c_s + \epsilon]) \rightarrow 1$. We can choose ϵ such that for some unique q ,

$$\frac{q}{\bar{q}_s + 1} < \frac{q + c_s - \epsilon}{\bar{q}_s + 1} \leq \frac{q + c_s + \epsilon}{\bar{q}_s + 1} < \frac{q + 1}{\bar{q}_s + 1}.$$

Thus, for that q , $C_{s,N} \in [c_s - \epsilon, c_s + \epsilon]$ implies that both $g^{-1}(q, C_N)$ and $g^{-1}(q, c)$ are interior. For all $q' < q$, both are equal to 1 and for all $q' > q$, both are equal to zero.

- (2) For fixed s, q , $|\underline{r}_{t_s}(s, q, c_s) - \underline{r}_{t_s}(s, q, C_{s,N})| \leq M_N N^{-1/2}$. Let q_s^\dagger be the q_s such that $\underline{r}_{t_s}(s, q_s^\dagger, c_s) \in (0, 1)$.
- If $q \neq q_s^\dagger$, with probability tending to 1 $|\underline{r}_{t_s}(s, q, c_s) - \underline{r}_{t_s}(s, q, C_{s,N})| = 0$.
 - If $q = q_s^\dagger$, then since $\max_s |c_s - C_{s,N}| = O_p(N^{-1/2})$ and $V_{is}(q, \cdot)$ is affine, the preimage is also $O_p(N^{-1/2})$ (uniformly over s).
- (3) For fixed schools s_1, s_2 which use the same test t , $r_{t,s_1}(C_N)$ and $r_{t,s_2}(C_N)$ are exactly ordered as $r_{t,s_1}(c)$ and $r_{t,s_2}(c)$.
- Suppose $r_{t,s_1}(c) > r_{t,s_2}(c)$. Note that for any $\epsilon > 0$, $P[r_{t,s_1}(C_N) > r_{t,s_1}(c) - \epsilon] \rightarrow 1$ by [Assumption 2.1](#). Similarly, $P[r_{t,s_2}(C_N) < r_{t,s_2}(c) + \epsilon] \rightarrow 1$. Therefore, we may take $\epsilon = \frac{r_{t,s_1}(c) - r_{t,s_2}(c)}{2}$.
 - Suppose $r_{t,s_1}(c) = r_{t,s_2}(c)$. Then by (3) in [Assumption 4.1](#), both schools are under-subscribed. In that case, (2) in [Assumption 4.1](#) implies that $r_{t,s_1}(C_N) = r_{t,s_2}(C_N)$ eventually almost surely.
- (4) For a fixed \succ, Q and $h_N \rightarrow 0$, $\rho(C_N) + h_N < \underline{R}_{t_1}(s_1; \succ, Q, C_N)$ if and only if $\rho(c) < \underline{R}_{t_1}(s_1; \succ, Q, c)$.
- By [Assumption 4.1](#), $\rho(c) \in (0, 1)$, and hence $\rho(c) \neq \underline{R}_{t_1}(s_1; \succ, Q, c)$ for any \succ, Q . The event in (2) implies

$$|\rho(C_N) - \rho(c)| < M_N N^{-1/2}$$

and $|\underline{R}_{t_1}(s_1; \succ, Q, C_N) - \underline{R}_{t_1}(s_1; \succ, Q, c)| < M_N N^{-1/2}$. Under this event, since $h_N \rightarrow 0$, we have $\rho(C_N) + h_N < \underline{R}_{t_1}(s_1; \succ, Q, C_N)$ for all sufficiently large N . Hence if (2) occurs almost surely eventually, then (4) must also. \square

- (5) Suppose s_0 is a test-score school that uses t_1 . For all \succ, Q , $\rho(C_N) - h_N > \underline{r}_{t_1}(s_0; Q, \succ, C_N)$ if and only if $\rho(c) > \underline{r}_{t_1}(s_0; Q, \succ, c)$.

- The proof of this claim is similar to the proof of the last claim (4).

Remark B.7. We work with nonstochastic sequences of the bandwidth parameter h_N . If the bandwidth parameter is a stochastic H_N , then we can modify by appending to A_N the event $H_N < M_N h_N$ for some nonstochastic sequence h_N . If $H_N = O_p(h_N)$, then $P(H_N < M_N h_N) \rightarrow 1$; as a result, our subsequent conclusions are not affected. \blacksquare

B.4. Bounding discrepancy in J_i . By studying the implications of the event A_N —all score cutoffs are induced by C_N agrees with that induced by c and all almost-sure-qualification statuses also agree—we immediately have the following result, which, roughly speaking, implies that the event $J_i(C_N) \neq J_i(c)$ is a subset of an event where R_i belongs to a set of Lebesgue measure at most $M_N N^{-1/2}$.

Lemma B.8. *On the event A_N ,*

- (1) *For all i , $I_i(c) = I_i(C_N)$.*
- (2) *For all i , $I_{1i}(c, 0) = I_{1i}(C_N, h_N)$.*
- (3) *For all i , $I_{10i}(c) = I_{10i}(C_N)$.*
- (4) *For $t \neq t_0, t_1$, $I_{ti}(c) \neq I_{ti}(C_N)$ implies that (a) $\underline{R}_t(s_0; Q_i, \succ_i, C_N) \in (0, 1)$, (b)*

$$|\underline{R}_t(s_0; Q_i, \succ_i, C_N) - \underline{R}_t(s_0; Q_i, \succ_i, c)| \leq M_N N^{-1/2},$$

and (c) R_{it} is between $\underline{R}_t(s_0; Q_i, \succ_i, C_N)$ and $\underline{R}_t(s_0; Q_i, \succ_i, c)$.

- (5) *If s_0 is a test-score school using t_0 and $t_1 = t_0$, then $I_{0i}(C_N) = I_{0i}(c)$.*
- (6) *If s_0 is a test-score school using t_0 and $t_1 \neq t_0$, $I_{0i}(c) \neq I_{0i}(C_N)$ implies that (a)*

$$\underline{R}_{t_0}(s_0; Q_i, \succ_i, C_N) \in (0, 1),$$

(b)

$$|\underline{R}_{t_0}(s_0; Q_i, \succ_i, C_N) - \underline{R}_{t_0}(s_0; Q_i, \succ_i, c)| \leq M_N N^{-1/2},$$

(c)

$$|\underline{r}_{t_0}(s_0; Q_i, \succ_i, C_N) - \underline{r}_{t_0}(s_0; Q_i, \succ_i, c)| \leq M_N N^{-1/2},$$

and (d) either R_{it_0} is between $\underline{R}_{t_0}(s_0; Q_i, \succ_i, C_N)$ and $\underline{R}_{t_0}(s_0; Q_i, \succ_i, c)$, or R_{it_0} is between $\underline{r}_{t_0}(s_0; Q_i, \succ_i, C_N)$ and $\underline{r}_{t_0}(s_0; Q_i, \succ_i, c)$.

- (7) *Under [Assumption B.2](#), for all i , $\pi_i(c) = 0$ if and only if $\pi_i(C_N) = 0$. Moreover, if $\pi_i(c) > 0$, then*

$$|\pi_i(C_N) - \pi_i(c)| \leq LBM_N N^{-1/2}.$$

Proof. Every claim is immediate given the definition of A_N in [Lemma B.6](#). \square

Corollary B.9. On the event A_N , the disagreement $J_i(C_N, h_N) \neq J_i(c, h_N)$ implies that $(R_{it} : t \neq t_1) \in K(\succ_i, Q_i; c)$, where $\mu_{\mathbb{R}^{T-1}}(K(\succ_i, Q_i; c)) \leq TM_N N^{-1/2}$. Moreover, under [Assumption 4.1](#), for all sufficiently small h_N , $J_i(c, h_N) = J_i(c)$ does not depend on h_N .

Proof. $J_i(C_N, h_N) \neq J_i(c, h_N)$ implies that at least one of I_i, I_{ti}, I_{0i} have a disagreement over c and C_N . On A_N , disagreements of I_{ti} imply that R_{ti} is contained in a region of measure at most $M_N N^{-1/2}$. If $t_1 = t_0$, then the union of disagreements over I_{ti} is a region of size at most $(T - 1)M_N N^{-1/2}$, and I_i, I_{0i} has no disagreement. If $t_1 \neq t_0$, disagreements of I_{0i} imply that R_{it_0} is contained in a region of measure at most $2M_N N^{-1/2}$, and hence the union of disagreements is a region of size at most $TM_N N^{-1/2}$. Neither case implies anything about R_{it_1} .

The only part of J_i that depends on h_N is $I_1(c, h_N)$, which does not depend on h_N when h_N is sufficiently small due to [Assumption 4.1](#). \square

Corollary B.10. Suppose $M_N = o(N^{1/2})$. On the event A_N , there exists some $\eta > 0$, independently of M_N , such that for all sufficiently large N , if $\pi_i(C_N) > 0$ then $\pi_i(C_N) \geq \eta$. Equivalently, $1/\pi_i(C_N) < 1/\eta$ whenever defined.

Proof. Let $\eta = \min \{v = \pi_i(c) : v > 0\} / 2 > 0$. Under A_N , $\pi_i(c) = 0$ if and only if $\pi_i(C_N) = 0$ and $\pi_i(C_N)$ is uniformly $o(1)$ away from $\pi_i(c)$. Hence for sufficiently large N , the discrepancy between $\pi_i(c)$ and $\pi_i(C_N)$ is bounded above by η , thereby $\pi_i(C_N) > \eta$ as long as $\pi_i(C_N) > 0$. \square

Lemma B.11. Let $\Gamma_i \geq 0$ be some random variable at the student level where

$$\mathbb{E}[\Gamma_i \mid R_i, \succ_i, Q_i, Z_i] < B_M < \infty$$

almost surely. Under [Assumptions 2.1, 4.1](#), and [B.2](#), assuming $N^{-1/2} = o(h_N)$, the discrepancy of the sample selection is of the following stochastic order:

$$F_N \equiv \frac{1}{\sqrt{N}h_N} \sum_{i=1}^N |J_i(C_N, h_N) - J_i(c, h_N)| I_{1i}^+(C_N, h_N) \Gamma_i = O_p(1).$$

Proof. On the event A_N , $|\rho(c) - \rho(C_N)| \leq M_N N^{-1/2}$. Then, on A_N ,

$$\begin{aligned} \sqrt{N}h_N F_N &= \sum_{i=1}^N |J_i(C_N) - J_i(c)| I_{1i}^+(C_N, h_N) \Gamma_i \\ &\leq \sum_{i=1}^N \mathbb{1}[(R_{it} : t \neq t_1) \in K(\succ_i, Q_i; c)] \mathbb{1}(R_{it_1} \in [\rho(c) - M_N N^{-1/2}, \rho(c) + M_N N^{-1/2} + h_N]) \Gamma_i \\ &\equiv \sqrt{N}h_N G_N(M_N). \end{aligned}$$

Hence, under [Lemma B.6](#), for any sequence $M_N \rightarrow \infty$, since the corresponding $P(A_N) \rightarrow 1$,

$$F_N = F_N A_N + o_p(1) \leq G_N(M_N) A_N + o_p(1) \leq G_N(M_N) + o_p(1).$$

Since $G_N \geq 0$ almost surely, by Markov's inequality, [Assumption B.2](#), and $N^{-1/2} = o(h_N)$,

$$G_N = O_p(\mathbb{E}[G_N]) = \frac{1}{\sqrt{N}h_N} \cdot O_p\left(N \cdot (TM_N N^{-1/2}) \cdot (2M_N N^{-1/2} + h_N) \cdot B\right) \leq M_N^2 O_p(1).$$

Note that

$$\begin{aligned}\mathbb{E}[G_N] &= \frac{1}{\sqrt{N}h_N} N \mathbb{E} \left[R_i \in \tilde{K}(\succ_i, Q_i; c) \right] \mathbb{E}[\Gamma_i \mid R_i \in \tilde{K}(\succ_i, Q_i; c)] \\ &\leq \frac{\sqrt{N}}{h_N} B \cdot (TM_N N^{-1/2}) \cdot (2M_N N^{-1/2} + h_N) \cdot B_M \\ &= O(M_N^2)\end{aligned}$$

Therefore, for any $M_N \rightarrow \infty$, no matter how slowly, $F_N = O_p(M_N^2)$. This implies that $F_N = O_p(1)$. \square

B.5. Bounding discrepancy in terms involving $Y_i(C_N)$.

Lemma B.12. Fix $M_N \rightarrow \infty$. Suppose that $\mathbb{E}[|Y_i(s_1)| \mid R_i, \succ_i, Q_i, Z_i] < B_M < \infty$ almost surely. Then the difference

$$\left| \sum_{i=1}^N J_i(C_N, h_N) I_1^+(C_N, h_N) Y_i(C_N) - \sum_{i=1}^N J_i(c, h_N) I_1^+(C_N, h_N) Y_i(c) \right| \leq \Delta_{1N} + \Delta_{2N} + \Delta_{3N}$$

where

$$\begin{aligned}\Delta_{1N} &= \sum_i I_i^+(C_N, h_N) J_i(c, h_N) \left| \frac{D_i^\dagger(C_N)}{\pi_i(C_N)} - \frac{D_i^\dagger(c)}{\pi_i(c)} \right| Y_i(s_1) \\ \Delta_{2N} &= \sum_i I_i^+(C_N, h_N) \frac{D_i^\dagger(c)}{\pi_i(c)} |J_i(C_N, h_N) - J_i(c, h_N)| Y_i(s_1) \\ \Delta_{3N} &= \sum_i I_i^+(C_N, h_N) |J_i(C_N, h_N) - J_i(c, h_N)| \left| \frac{D_i^\dagger(C_N)}{\pi_i(C_N)} - \frac{D_i^\dagger(c)}{\pi_i(c)} \right| Y_i(s_1).\end{aligned}$$

Moreover, under [Assumptions 2.1, 4.1, and B.2](#), for $j = 1, 2, 3$, $\frac{\Delta_{jN}}{\sqrt{N}h_N} = O_p(1)$. As a result,

$$\left| \sum_{i=1}^N J_i(C_N, h_N) I_1^+(C_N, h_N) Y_i(C_N) - \sum_{i=1}^N J_i(c, h_N) I_1^+(C_N, h_N) Y_i(c) \right| = O_p\left(N^{1/2}h_N\right).$$

Proof. The part before “moreover” follows from adding and subtracting and triangle inequality. To prove the claim after “moreover,” first, note that by [Corollary B.10](#), for all sufficiently large N , the inverse propensity weight $1/\pi_i < 1/\eta$. Immediately, then, Δ_{2N}, Δ_{3N} are bounded above by

$$\sum_i I_i^+(C_N, h_N) |J_i(C_N, h_N) - J_i(c, h_N)| \cdot Y_i(s_1) = O_p(\sqrt{N}h_N)$$

via [Lemma B.11](#).

By the same argument where we bound $1/\pi_i$,

$$\Delta_{1N} = \sum_{i=1}^N I_i^+(C_N, h_N) J_i(c, h_N) \left| \frac{1}{\pi_i(C_N)} - \frac{1}{\pi_i(c)} \right| D_i^\dagger(c) Y_i(s_1) + O_p(\sqrt{N}h_N).$$

By [Lemma B.8](#),

$$\left| \frac{1}{\pi_i(C_N)} - \frac{1}{\pi_i(c)} \right| < M_N N^{-1/2}.$$

On A_N , since

$$\sum_i I_i^+(C_N, h_N) J_i(c, h_N) D_i^\dagger(c) Y_i(s_1) \leq \sum_i \mathbb{1}(R_i \in \tilde{K}(\succ_i, Q_i; c)) Y_i(s_1)$$

where $\sup_{\succ_i, Q_i} \mu(K(\succ_i, Q_i; c)) = O(h_N)$. We have again by Markov's inequality and the bound on the conditional first moment of $Y_i(s_1)$,

$$\sum_i I_i^+(C_N, h_N) J_i(c, h_N) D_i^\dagger(c) Y_i(s_1) = O_p(Nh_N).$$

Hence $\Delta_{1N} = O_p(\sqrt{N}h_N)$. □

B.6. Bounding terms involving x_i and I_{1i}^+ .

Lemma B.13. Suppose $N^{-1/2} = o(h_N)$. Consider

$$S_{k,N}(\rho) \equiv \frac{1}{Nh_N} \sum_{i=1}^N J_i(c) (R_{it_1} - \rho)^k \mathbb{1}(R_{it_1} \in [\rho, \rho + h_N]).$$

Then, under [Assumptions 2.1, 4.1, and B.2](#),

$$|S_{k,N}(\rho(C_N)) - S_{k,N}(\rho(c))| = O_p(h_N^{k-1} N^{-1/2}) = o_p(h_N^k).$$

Proof. Suppose N is sufficiently large such that $M_N N^{-1/2} < h_N$. On the event A_N ,

$$|S_{k,N}(\rho(C_N)) - S_{k,N}(\rho(c))| \leq \sup \left\{ |S_{k,N}(\rho) - S_{k,N}(\rho(c))| : \rho \in [\rho(c) - M_N N^{-1/2}, \rho(c) + M_N N^{-1/2}] \right\}.$$

For a fixed $\rho \in [\rho(c) - M_N N^{-1/2}, \rho(c) + M_N N^{-1/2}]$, the difference

$$\begin{aligned} |S_{k,N}(\rho(C_N)) - S_{k,N}(\rho(c))| &\leq \frac{1}{Nh_N} \sum_{i=1}^N J_i(c) \mathbb{1}(R_{it_1} \in [\rho(c), \rho(c) + h_N]) \Delta_{1ik} \\ &\quad + \frac{1}{Nh_N} \sum_{i=1}^N J_i(c) \mathbb{1}(R_{it_1} \in \Delta_2) (R_{it_1} - \rho)^k \\ &\quad + \frac{1}{Nh_N} \sum_{i=1}^N J_i(c) \mathbb{1}(R_{it_1} \in \Delta_2) \Delta_{1ik} \end{aligned}$$

where $\Delta_{1ik} = |(R_{it_1} - \rho)^k - (R_{it_1} - \rho(c))^k|$ and $\Delta_2 = [\rho, \rho(c)] \cup [\rho + h_N, \rho(c) + h_N]$ if $\rho < \rho(c)$ and $[\rho(c), \rho] \cup [\rho(c) + h_N, \rho + h_N]$ otherwise.

Note that $\Delta_{1ik} = 0$ if $k = 0$. If $k > 0$ then

$$\Delta_{ik} < |\rho - \rho(c)| k (2M_N N^{-1/2} + h_N)^{k-1} < B_k M_N N^{-1/2} h_N^{k-1}$$

for some constants B_k , by the difference of two k^{th} powers formula. Let $B_0 = 0$, then the first term is bounded by

$$B_k M_N N^{-1/2} h_N^{k-1} \cdot \frac{1}{Nh_N} \sum_{i=1}^N J_i(c) \mathbb{1}(R_{it_1} \in [\rho(c), \rho(c) + h_N]).$$

The second term is bounded by

$$B'_k h_N^k \frac{1}{Nh_N} \sum_{i=1}^N J_i(c) \mathbb{1}(R_{it_1} \in \Delta_2)$$

for some constants B'_k where $B'_0 = 1$. The third term is bounded by

$$B_k M_N N^{-1/2} h_N^{k-1} \frac{1}{N h_N} \sum_{i=1}^N J_i(c) \mathbb{1}(R_{it_1} \in \Delta_2)$$

These bounds hold regardless of ρ , and hence taking the supremum over ρ yields that, for any $M_N \rightarrow \infty$,

$$\begin{aligned} |S_{k,N}(\rho(C_N)) - S_{k,N}(\rho(c))| &= O_p \left(B_k M_N N^{-1/2} h_N^{k-1} + h_N^{k-1} M_N N^{-1/2} + B_k M_N N^{-1} h_N^{k-2} \right) \\ &= O_p(M_N h_N^{k-1} N^{-1/2}). \end{aligned}$$

Hence $|S_{k,N}(\rho(C_N)) - S_{k,N}(\rho(c))| = O_p(h_N^{k-1} N^{-1/2})$. \square

Corollary B.14. *The conclusion of [Lemma B.13](#) continues to hold if each term of $S_{k,N}(\rho)$ is multiplied with some independent Γ_i where $\mathbb{E}[|\Gamma_i| \mid R_i, \succ_i, Q_i, Z_i] < B_M < \infty$ almost surely.*

Proof. The bounds continue to hold where the right-hand side involves terms like

$$\frac{1}{N h_N} \sum_{i=1}^N J_i(c) \mathbb{1}(R_{it_1} \in \Delta_2) |\Gamma_i|.$$

The last step of the proof to [Lemma B.13](#) uses Markov's inequality, which incurs a constant of B_M since terms like

$$\mathbb{E}[|\Gamma_i| \mid J_i(c) \mathbb{1}(R_{it_1} \in \Delta_2) = 1] \leq B_M.$$

\square

Lemma B.15. *Suppose $N^{-1/2} = o(h_N)$. Suppose ϵ_i are independent over i with $\mathbb{E}[\epsilon_i \mid J_i(c), R_{it_1}] = 0$ and $\text{Var}[\epsilon_i \mid J_i(c), R_{it_1}] < B_V < \infty$ almost surely. Consider*

$$T_{k,N}(\rho) \equiv \frac{1}{N h_N} \sum_{i=1}^N J_i(c, h_N) (R_{it_1} - \rho)^k \mathbb{1}(R_{it_1} \in [\rho, \rho + h_N]) \epsilon_i.$$

Then, under [Assumptions 2.1, 4.1, and B.2](#), for $k = 0, 1$,

$$|T_{k,N}(\rho(C_N)) - T_{k,N}(\rho(c))| = O_p \left(N^{-1/4} \cdot N^{-1/2} \cdot h_N^{k-1} \right).$$

Proof. Suppose N is sufficiently large such that $M_N N^{-1/2} < h_N$. On the event A_N ,

$$|T_{k,N}(\rho(C_N)) - T_{k,N}(\rho(c))| \leq \sup \left\{ |T_{k,N}(\rho) - T_{k,N}(\rho(c))| : \rho \in [\rho(c) - M_N N^{-1/2}, \rho(c) + M_N N^{-1/2}] \right\}.$$

For a fixed $\rho \in [\rho(c) - M_N N^{-1/2}, \rho(c) + M_N N^{-1/2}]$, the difference

$$\begin{aligned} |T_{k,N}(\rho(C_N)) - T_{k,N}(\rho(c))| &\leq \frac{1}{N h_N} \left| \sum_{i=1}^N J_i(c) \mathbb{1}(R_{it_1} \in [\rho(c), \rho(c) + h_N]) \Delta_{1ik} \epsilon_i \right| \\ &\quad + \frac{1}{N h_N} \left| \sum_{i=1}^N J_i(c) \mathbb{1}(R_{it_1} \in \Delta_2) (R_{it_1} - \rho)^k \epsilon_i \right| \\ &\quad + \frac{1}{N h_N} \left| \sum_{i=1}^N J_i(c) \mathbb{1}(R_{it_1} \in \Delta_2) \Delta_{1ik} \epsilon_i \right| \end{aligned}$$

where $\Delta_{1ik} = |(R_{it_1} - \rho)^k - (R_{it_1} - \rho(c))^k|$ and $\Delta_2 = [\rho, \rho(c)] \cup [\rho + h_N, \rho(c) + h_N]$ if $\rho < \rho(c)$ and $[\rho(c), \rho] \cup [\rho(c) + h_N, \rho + h_N]$ otherwise. Note that $\Delta_{1ik} = 0$ if $k = 0$ and $\Delta_{1ik} = |\rho - \rho(c)| < M_N N^{-1/2}$ if $k = 1$.

We first show that

$$\left| \sum_{i=1}^N \mathbb{1}(R_{it_1} \in \Delta_2) \eta_i \right| = O_p(N^{1/4}) \quad \eta_i \equiv J_i(c, h_N) \epsilon_i$$

Note that the event

$$\begin{aligned} \sum_{i=1}^N \mathbb{1}(R_{it_1} \text{ is between } \rho(c) \text{ and } \rho, \text{ for some } \rho \in [\rho(c) - M_N N^{-1/2}, \rho(c) + M_N N^{-1/2}]) \\ < 2M_N \cdot BM_N N^{-1/2} = 2BM_N^2 N^{-1/2} \equiv K_N \end{aligned}$$

occurs with probability tending to 1, and so does the event

$$\sum_{i=1}^N \mathbb{1}(R_{it_1} \text{ is between } \rho(c) + h_N \text{ and } \rho + h_N, \text{ for some } \rho \in [\rho(c) - M_N N^{-1/2}, \rho(c) + M_N N^{-1/2}]) < K_N.$$

On both events, the sum

$$\left| \sum_{i=1}^N \mathbb{1}(R_{it_1} \in \Delta_2) \eta_i \right| \leq \sup_{U_1 < K_N} \left| \sum_{1 \leq u_1 \leq U_1} \eta_1(u_1) \right| + \sup_{U_2 < K_N} \left| \sum_{1 \leq u_2 \leq U_2} \eta_2(u_2) \right|$$

where we label the observation such that $\eta_1(u)$ is the u^{th} η_i with R_{it_1} closest to $\rho(c)$ and $\eta_2(u)$ is the u^{th} η_i with R_{it_1} closest to $\rho(c) + h_N$. Observe that $Z_{1U} \equiv \sum_{1 \leq u \leq U} \eta_1(u)$ is a martingale adapted to the filtration $\mathcal{F}_U = \sigma \{(R_{it_1})_{i=1}^N, \eta_1(u) : u \leq U\}$. By Kolmogorov's maximal inequality,

$$\mathbb{P} \left(\sup_{U \leq K_N} |Z_{1U}| \geq t \right) \leq \frac{\mathbb{E}[Z_{1K_N}^2]}{t^2} \leq \frac{K_N B_V}{t^2}.$$

Similarly, we obtain the same bound for the terms involving $\epsilon_2(u)$. Hence

$$\sup_{U_1 < K_N} \left| \sum_{1 \leq u_1 \leq U_1} \eta_1(u_1) \right| + \sup_{U_2 < K_N} \left| \sum_{1 \leq u_2 \leq U_2} \eta_2(u_2) \right| = O_p(\sqrt{K_N}) = M_N O_p(N^{1/4}).$$

Therefore, since for any arbitrarily slowly diverging M_N , the three events that we place ourselves on occurs with probability tending to 1, $|\sum_{i=1}^N \mathbb{1}(R_{it_1} \in \Delta_2) \eta_i| = O_p(N^{1/4})$.

Now, we bound the three terms on the RHS. The second term is bounded above by

$$\frac{h_N^{k-1}}{N} \left| \sum_{i=1}^N J_i(c, h_N) \mathbb{1}(R_{it_1} \in \Delta_2) \eta_i \right| = O_p(h_N^{k-1} N^{-3/4}).$$

The third term is also $O_p(h_N^{k-1} N^{-3/4})$ since $\Delta_{1ik} < M_N N^{-1/2} = O(1)$ uniformly over i . The first term is zero if $k = 0$. If $k = 1$, the first term is bounded above by

$$M_N N^{-1/2-1} h_N^{-1} \sum_i \mathbb{1}(R_{it_1} \in [\rho(c), \rho(c) + h_N]) \eta_i.$$

Chebyshev's inequality suggests that

$$\sum_i \mathbb{1}(R_{it_1} \in [\rho(c), \rho(c) + h_N]) \eta_i = O_p \left(\sqrt{N} \sqrt{\text{Var}(\mathbb{1}(R_{it_1} \in [\rho(c), \rho(c) + h_N]) \eta_i)} \right) = O_p(\sqrt{N h_N}),$$

thus bounding the first term with $O_p\left(N^{-1}h_N^{-1/2}\right) = o_p(h_N^{k-1}N^{-3/4})$. Hence, since the above bounds are uniform over $\rho \in [\rho(c) - M_N N^{-1/2}, \rho(c) + M_N N^{-1/2}]$, the bound is $O_p(N^{-3/4}h_N^{k-1})$ on the difference $|T_{k,N}(\rho(C_N)) - T_{k,N}(\rho(c))|$. \square

Lemma B.16. Suppose $\nu(r; c, \rho)$ is such that

$$|\nu(r; c, \rho)| < B_D(r - \rho(c))^3 + B_\mu(c)(|r - \rho(c)| + |\rho(c) - \rho|)|\rho(c) - \rho|.$$

Then the difference

$$\begin{aligned} & \bar{\nu}_N(C_N) - \bar{\nu}_N(c) \\ & \equiv \frac{1}{Nh_N} \sum_{i=1}^N J_i(c) I_{1i}^+(C_N, h_N) x_i(C_N) \nu(R_{it_1}; c, \rho(C_N)) - \frac{1}{Nh_N} \sum_{i=1}^N J_i(c) I_{1i}^+(c, h_N) x_i(c) \nu(R_{it_1}; c, \rho(c)) \\ & = o_p(h_N N^{-1/2}), \end{aligned}$$

assuming $N^{-1/2} = o(h_N)$.

Proof. On A_N , when $I_{1i}^+ = 1$, the ν terms are uniformly bounded by

$$B_D(h_N + 2M_N N^{-1/2})^3 + 10B_\mu(c)(h_N + M_N N^{-1/2})M_N N^{-1/2} = O(h_N N^{-1/2} + h_N^3).$$

Thus, by [Lemma B.13](#), the difference is bounded by

$$O_p(h_N N^{-1/2} + h_N^3) \left[\frac{N^{-1/2}/h_N}{N^{-1/2}} \right] = o_p(h_N N^{-1/2}).$$

\square

Lemma B.17 (A modified version of Lemma A.2 in [Imbens and Kalyanaraman \(2012\)](#)). Consider $S_{k,N} = S_{k,N}(c)$ in [Lemma B.13](#). Then, under [Assumption B.5](#),

$$S_{k,N} = P(J_i(c) = 1) \cdot f(\rho(c)) h_N^k \int_0^{1/2} t^j dt + o_p(h_N^k),$$

and, as a result,

$$\begin{bmatrix} S_{0,N} & S_{1,N} \\ S_{1,N} & S_{2,N} \end{bmatrix}^{-1} = \begin{bmatrix} a_2 & -a_1/h_N \\ -a_1/h_N & a_2/h_N^2 \end{bmatrix} + \begin{bmatrix} o_p(1) & o_p(1/h_N) \\ o_p(1/h_N) & o_p(1/h_N^2) \end{bmatrix}$$

where the constants are³¹

$$a_k = \frac{\nu_k}{P(J_i(c) = 1) f(\rho(c)) (\nu_0 \nu_2 - \nu_1^2)} = \frac{12/(k+1)}{P(J_i(c) = 1) f(\rho(c))} \quad \nu_k = \int_0^1 t^k dt = \frac{1}{k+1}$$

and $f(\rho(c)) = p(R_{it_1} = \rho(c) \mid J_i(c) = 1)$ is the conditional density of the running variable at the cutoff point.

³¹The constants ν_k depends on the kernel choice, which we fix to be the uniform kernel $K(x) = \mathbb{1}(x < 1/2)$.

Proof. The presence of $J_i(c)$ adds $P(J_i(c) = 1)$ to the final result, via conditioning on $J_i(c) = 1$. The rest of the result follows directly from Lemma A.2 in Imbens and Kalyanaraman (2012) when working with the joint distribution conditioned on $J_i(c) = 1$. \square

B.7. Central limit theorem and variance estimation.

Lemma B.18. *Let*

$$Z_N = \frac{1}{\sqrt{N}h_N} \sum_{i=1}^N W_i(c, h_N) \frac{4 - 6 \frac{R_{it_1} - \rho(c)}{h_N}}{P(J_i(c) = 1)f(\rho(c))} \epsilon_i$$

Then, under Assumptions B.3 and B.5,

$$\text{Var}(Z_N) \rightarrow \frac{4}{P(J_i(c) = 1)f(\rho(c))} \sigma_+^2$$

as $N \rightarrow \infty$.

Proof. It suffices to compute the limit

$$\begin{aligned} & \mathbb{E} \left[\frac{\mathbb{1}(R_{it_1} \in [\rho(c), \rho(c) + h_N])}{h_N} \left(2 - 3 \frac{R_{it_1} - \rho(c)}{h_N} \right)^2 \epsilon_i^2 \mid J_i(c) = 1 \right] \\ &= \mathbb{E} \left[\frac{\mathbb{1}(R_{it_1} \in [\rho(c), \rho(c) + h_N])}{h_N} \left(2 - 3 \frac{R_{it_1} - \rho(c)}{h_N} \right)^2 \mathbb{E}[\epsilon_i^2 \mid J_i(c) = 1, R_{it_1}] \mid J_i(c) = 1 \right] \\ &= \frac{1}{h_N} \int_{\rho(c)}^{\rho(c) + h_N} \left(2 - 3 \frac{r - \rho(c)}{h_N} \right)^2 \sigma_+^2(r) f(r) dr \quad (\text{Denote the conditional variance with } \sigma_+^2) \\ &= \int_0^1 (2 - 3v)^2 \sigma_+^2(\rho(c) + h_N v) f(\rho(c) + h_N v) dv \\ &\rightarrow \sigma_+^2 f(\rho(c)) \cdot \int_0^1 (2 - 3v)^2 dv \quad (\text{Dominated convergence and continuity}) \\ &= \sigma_+^2 f(\rho(c)). \end{aligned}$$

Thus, the limiting variance is

$$\frac{1}{Nh_N} \cdot N \cdot P(J_i(c) = 1) \cdot \frac{4h_N}{P(J_i(c) = 1)^2 f(\rho(c))^2} (\sigma_+^2 f(\rho(c)) + o(1)) \rightarrow \frac{4}{P(J_i(c) = 1)f(\rho(c))}.$$

\square

Lemma B.19 (Lyapunov). *Let*

$$Z_N = \frac{1}{\sqrt{N}h_N} \sum_{i=1}^N W_i(c, h_N) \frac{4 - 6 \frac{R_{it_1} - \rho(c)}{h_N}}{P(J_i(c) = 1)f(\rho(c))} \epsilon_i \equiv \sum_{i=1}^N Z_{N,i}.$$

Then, under Assumptions B.3 and B.5 $N \mathbb{E}|Z_{N,i}|^{2+\varepsilon} \rightarrow 0$ where ε is given in Assumption B.3. Hence

$$Z_N \xrightarrow{d} \mathcal{N} \left(0, \frac{4}{P(J_i(c) = 1)f(\rho(c))} \sigma_+^2 \right).$$

Proof. The part after “hence” follows directly from the Lyapunov CLT for triangular arrays.

Now,

$$\mathbb{E}|Z_{N,i}|^{2+\varepsilon} = \frac{\mathbb{P}(J_i(c) = 1)}{Nh_N(Nh_N)^{\varepsilon/2}} \cdot \mathbb{E} \left[\mathbb{1}(R_{it_1} \in [\rho(c), \rho(c) + h_N]) \cdot \left(2 - 3 \frac{R_{it_1} - \rho(c)}{h_N} \right)^{2+\varepsilon} \epsilon_i^{2+\varepsilon} \mid J_i(c) = 1 \right]$$

Since the $2 + \varepsilon$ moment of ϵ_i is uniformly bounded, and $R_{it_1} - \rho(c) < h_N$ whenever $\mathbb{1}(R_{it_1} \in [\rho(c), \rho(c) + h_N]) = 1$, the above is bounded above by

$$B_{CLT} \frac{1}{N(Nh_N)^{\varepsilon/2}} = o(N)$$

for some constant B_{CLT} . □

Lemma B.20 (WLLN for triangular arrays, [Durrett \(2019\)](#) Theorem 2.2.11). *For each n let $X_{n,k}$ be independent for $1 \leq k \leq n$. Let $b_n > 0$ with $b_n \rightarrow \infty$. Let $\bar{X}_{n,k} = X_{n,k} \mathbb{1}(|X_{n,k}| \leq b_n)$. Suppose that as $n \rightarrow \infty$,*

- (1) $\sum_k \mathbb{P}\{|X_{n,k}| > b_n\} \rightarrow 0$
- (2) $b_n^{-2} \sum_{k=1}^n \mathbb{E}[\bar{X}_{n,k}^2] \rightarrow 0$.

Let $S_n = \sum_k X_{n,k}$ and let $\mu_n = \mathbb{E}[\bar{X}_{n,k}]$, then

$$\frac{1}{b_n}(S_n - \mu_n) \xrightarrow{p} 0.$$

Lemma B.21 (Variance estimation). *Let N_+ be the number of observations with $J_i(C_N) = 1$ and $R_{it_1} \in [\rho(C_N), \rho(C_N) + h_N]$. Then, under [Assumptions B.3](#) and [B.5](#), and that $\hat{\beta}_0 = \mu_+(\rho(c)) + o_p(1)$,*

$$\frac{Nh_N}{N_+} \left(\frac{1}{N_+} \sum_{i=1}^N W_i(C_N, h_N) Y_i(C_N)^2 - \hat{\beta}_0^2 \right) \xrightarrow{p} \frac{\sigma_+^2}{\mathbb{P}(J_i(c) = 1)f(\rho(c))}.$$

Proof. Note that

$$\frac{1}{Nh_N} N_+ = \frac{1}{Nh_N} \sum_i W_i(C_N, h_N) = \frac{1}{Nh_N} \sum_i W_i(c, h_N) + o_p(1) = \mathbb{P}(J_i(c) = 1)f(\rho(c)) + o_p(1)$$

([Lemmas B.11](#) and [B.13](#))

By [Lemma B.12](#) and [Corollary B.14](#), we have that

$$\begin{aligned} \frac{1}{Nh_N} \sum_{i=1}^N W_i(C_N, h_N) Y_i^2(C_N) &= \frac{1}{Nh_N} \sum_{i=1}^N W_i(c, h_N) Y_i^2(c) + o_p(1) \\ &= \mathbb{P}(J_i(c) = 1) \mathbb{E} \left[\frac{\mathbb{1}(R_{it_1} \in [\rho(c), \rho(c) + h_N])}{h_N} Y_i(c)^2 \mid J_i(c) = 1 \right] + o_p(1) \\ &\rightarrow \mathbb{P}(J_i(c) = 1) \mathbb{E}[Y_i(c)^2 \mid J_i(c) = 1, R_{it_1} = \rho(c)] f(\rho(c)). \end{aligned}$$

The second equality follows from [Lemma B.20](#), which requires some justification. Barring that, the claim follows via Slutsky's theorem, noting that $\hat{\beta}_0 = \mu_+(\rho(c)) + o_p(1)$.

To show the second equality above, let $X_{k,N} = W_k(c, h_N) Y_i^2(c)$ and let $b_N = Nh_N$. Note that by Markov's inequality and [Assumption B.3](#),

$$\mathbb{P}(X_{k,N} > b_N) = \mathbb{P}\left(W_k(c, h_N) Y_i(c)^{2+\varepsilon} > b_N^{1+\varepsilon/2}\right) \lesssim \frac{\mathbb{E}[W_k(c, h_N)]}{b_N^{1+\varepsilon/2}} \lesssim \frac{h_N}{b_N^{1+\varepsilon/2}}.$$

Thus the first condition of [Lemma B.20](#) is satisfied:

$$\sum_k \mathbb{P}[X_{k,N} > b_N] \lesssim b_N/b_N^{1+\varepsilon/2} \rightarrow 0.$$

Note that $\mathbb{E}[\bar{X}_{k,N}] \lesssim h_N$ since $\mathbb{E}[X_{k,N} \mid X_{k,N} \neq 0] < \infty$. Note that (Lemma 2.2.13 [Durrett, 2019](#))

$$\mathbb{E}[\bar{X}_{k,N}^2] = \int_0^{b_N} 2y \mathbb{P}(X_{k,N} > y) dy \lesssim \int_0^{b_N} 2y \frac{h_N}{y^{1+\varepsilon/2}} dy$$

via the same Markov's inequality argument. Calculating the integral shows that

$$b_N^{-2} \sum_k \mathbb{E}[\bar{X}_{k,N}^2] \rightarrow 0$$

and thus the second condition follows. The implication of [Lemma B.20](#) is that

$$\frac{1}{Nh_N} \sum_{i=1}^N W_i(c, h_N) Y_i^2(c) = \mathbb{E} \left[\frac{1}{Nh_N} \sum_{i=1}^N W_i(c, h_N) Y_i^2(c) \mathbb{1}(Y_i^2(c) < Nh_N) \right] + o_p(1).$$

Since $\mathbb{E}[Y_i^2(c) \mid J_i(c) = 1, R_{it_1} = r] < B_V < \infty$,

$$\mathbb{E} \left[\frac{1}{Nh_N} \sum_{i=1}^N W_i(c, h_N) Y_i^2(c) \mathbb{1}(Y_i^2(c) < Nh_N) \right] = \mathbb{E} \left[\frac{1}{Nh_N} \sum_{i=1}^N W_i(c, h_N) Y_i^2(c) \right] + o(1),$$

concluding the proof. □