

Broad toplike vector quarks at LHC and HL-LHC

Sayan Dasgupta, Rohan Pramanick and Tirtha Sankar Ray

Department of Physics, Indian Institute of Technology Kharagpur, Kharagpur 721302, India

E-mail: sayandg05@gmail.com, rohanpramanick25@gmail.com,
tirthasankar.ray@gmail.com

ABSTRACT: Top like vector quarks arising from underlying strong sectors are expected to have large decay widths pushing them beyond the narrow width approximation. In this paper we consider a broad colored vector quark that strongly couples to an exotic pseudoscalar. We use the full 1PI resummed propagator for the exotic quark to recast the present LHC constraints ruling out masses below ~ 1.2 (1.1) TeV for width to mass ratio of 0.1 (0.6). We utilize machine learning techniques that are demonstratively more efficient than traditional cut based searches to present the reach of HL-LHC on the parameter space of this broad resonance. We find that at $3 ab^{-1}$ the HL-LHC has a discovery potential up to 1.6 TeV dominated by the pair production channel. We study the feasibility of using machine learning techniques to analyze the broad resonance peaks expected from these exotic quarks at collider experiments like the LHC.

Contents

1	Introduction	1
2	Effective Lagrangian	2
2.1	Broad resonance and the full 1PI propagator	4
3	LHC constraints	5
4	HL-LHC Reach	7
4.1	Cut based analysis	7
4.2	Machine learning approach	9
5	Analyzing broad resonances at Colliders	10
6	Conclusion	12
A	NLO dependence of kinematic shapes	13
B	Validation of ATLAS analysis	14
C	Single Production Reach	15
D	Momentum dependence of top partner mass	15

1 Introduction

Vectorlike quarks are motivated exotic states that arise in various extensions of the Standard Model (SM) [1]. If these states have nontrivial color charges they can represent optimistic new physics framework that can be discovered at a hadronic collider experiment like the Large Hadron Collider (LHC). There is a vast literature dedicated to the collider phenomenology of colored vectorlike quarks [2–35]. In this paper we focus on the collider phenomenology of broad toplike vector quarks that arise from a strongly coupled sector. We consider that this broad vectorlike quark predominantly decays to a singlet pseudoscalar assumed to be a part of an underlying strong sector. The large coupling between the vectorlike quark and the scalar leads to a considerable decay width of the vectorlike quark pushing it beyond the narrow width approximation (NWA). While this scenario may be embedded in composite Higgs models [36] our analysis remains agnostic to the underlying model.

It has been pointed out that a one particle irreducible (1PI) propagator can capture some of the features of a broad resonance better than the NWA [37, 38]. In this paper, by incorporating the corrected propagator we demonstrate that for decay width to mass ratio ranging between $[0.05 - 0.6]$ the present LHC limit is in the $[0.9 - 1.15]$ TeV scale.

We study the HL-LHC reach to probe the parameter space of the broad colored toplike vector quark in both the pair and single production channels. We identify that the pair production channel with a $t\bar{t}b\bar{b}b\bar{b}$ final state is the most optimistic one. We utilize both the traditional cut and count search technique as well as machine learning (ML) classifiers to optimize the search efficiency in this channel [39–41]. While there exists a plethora of different ML paradigms [42, 43], in this work we confine to boosted decision tree approach [44] utilizing the extreme gradient boosting algorithm (XGBoost [45]). Expectedly the ML technique leads to a more aggressive reach in future runs of the LHC at $[1.5 - 1.6]$ TeV for width to mass ratio in the $[0.05 - 0.6]$ range at $3 ab^{-1}$ integrated luminosity. In the event of a discovery extracting physical parameters like the mass of any exotic state from such a broad resonance peak is a challenge. We investigate the possibility of employing ML techniques in the analysis of such broad resonance peaks beyond the NWA.

The rest of the paper is organized as follows. In Section 2 we introduce the phenomenological Lagrangian for a vectorlike quark and a singlet pseudoscalar. In Section 3 we recast the searches at Run II of LHC to constraint the parameter space of these exotic states. In Section 4 we study the reach of HL-LHC for this broad resonance by including ML techniques. In Section 5 we study the feasibility of an ML tool for the analysis broad resonances before concluding.

2 Effective Lagrangian

In this section we introduce the phenomenological Lagrangian involving the toplike vector quark and a pseudoscalar. We introduce a new charge $2/3$ vectorlike colored fermion U of mass M and hypercharge $7/6$. The new state U is expected to mix with the SM third generation up-type quark. The Lagrangian after electroweak symmetry breaking can be parametrized as [46],

$$\mathcal{L}_{eff} \supset i\bar{U}\not{D}U + i\bar{q}_L\not{D}q_L + i\bar{\hat{t}}_R\not{D}\hat{t}_R + \bar{b}_R\not{D}b_R - [\hat{m}_t\bar{\hat{t}}_L\hat{t}_R + m_{mix}\bar{U}_L\hat{t}_R + M\bar{U}_LU_R + h.c.], \quad (2.1)$$

where, $q_L = \{\hat{t}_L, b_L\}^T$ and two singlets \hat{t}_R and b_R , are the usual third generation SM quarks in the gauge basis. The left handed components of U and \hat{t} mix with an angle θ_L and the right handed components mix with an angle θ_R resulting in the mass basis states t which is identified as the SM top and a new exotic resonance t' .

Vertex	Coupling
$\bar{t}'\mathcal{G}t'$	g_s
$\bar{t}'\mathcal{Z}t$	$\frac{1}{4}(\sin 2\theta_R + 2\sin 2\theta_L)(g_W \cos \theta_W + g_1 \sin \theta_W)$
$\bar{t}'\mathcal{W}b$	$\frac{1}{\sqrt{2}}g_W \sin \theta_L$
$\bar{t}'_L H t_R$	$\frac{\sqrt{2}}{v} \cos \theta_R (m_{mix} \cos \theta_L + \hat{m}_t \sin \theta_L)$
$\bar{t}'_R H t_L$	$\frac{\sqrt{2}}{v} \sin \theta_R (m_{mix} \sin \theta_L - \hat{m}_t \cos \theta_L)$

Table 1. Relevant SM couplings of t' . Here g_s is the strong coupling, g_W is the weak coupling, g_1 is the $U(1)_Y$ coupling, θ_W is the weinberg angle and v is the Higgs vacuum expectation value.

The mixing angles are correlated and is given by

$$\begin{aligned} \sin \theta_R &= \frac{M}{m_t} \sin \theta_L \\ \text{where, } M^2 &= \frac{m_{t'}^2 + \sin^2 \theta_R m_t^2 (m_{t'}^2 - m_t^2)}{1 + \sin^2 \theta_R (m_{t'}^2 - m_t^2)} \end{aligned} \quad (2.2)$$

The relevant SM couplings of t' are listed in Table 1. The large decay width of t' is driven by its decay to a pseudoscalar ϕ with mass M_ϕ . The effective Lagrangian can be written as [47]

$$\mathcal{L}_{eff} \supset g_\phi^* \bar{t}' \phi t - i \frac{C_t^\phi m_t}{f_\phi} \phi \bar{t} \gamma^5 t - i \frac{C_b^\phi m_b}{f_\phi} \phi \bar{b} \gamma^5 b + h.c. \quad (2.3)$$

In models of composite Higgs where the Higgs is a pseudo-Nambu Goldstone boson (pNGB) of a strong sector [36] and gets its masses through partial compositeness, the vectorlike quark may be identified with a top partner [48]. The field ϕ represents a physical pseudoscalar state that is assumed to be a part of the same strong sector as the toplike top partner. Due to the assumed strong interaction the vectorlike top partner predominantly decays to this pseudoscalar state which results in the large decay width of this vectorlike quark. The pseudoscalar is assumed to predominantly decay to a pair of bottom quarks. While we introduce this pseudoscalar by hand in the low energy effective Lagrangian they commonly arise in a wide variety of composite Higgs models as a part of an extended Higgs sector [49–51]. Interestingly some of these extended scenarios are more natural in 4D UV completions of composite Higgs models [52–54]. An extensive literature exists on the phenomenology of this exotic pseudoscalar [47, 55, 56].

$m_{t'}$ (TeV)	$\Gamma_{t'}/m_{t'}$ [%]	$Br(t' \rightarrow \phi t)$	$Br(t' \rightarrow Zt)$	$Br(t' \rightarrow Ht)$	$Br(t' \rightarrow Wb)$
0.8	5	0.946	0.021	0.033	–
1.3	30	0.974	0.009	0.017	0.0003

Table 2. Branching ratios of t' . Here $M_\phi = 100$ GeV.

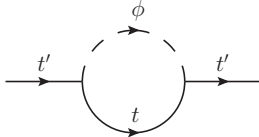


Figure 1. The primary loop contribution to the t' propagator.

At the LHC the exotic state t' is dominantly pair produced through gluon fusion. Once they are produced they will dominantly decay through the channels: ϕt , Ht , Zt and Wb . In this paper we set $\sin\theta_R = 0.1$ which is a conservative choice in consonance with electroweak precision constraints [46]. Following [47] we set C_t^ϕ , C_b^ϕ and f_ϕ at 1.46, 1.9 and 2.8 TeV respectively which are consistent with the minimal fundamental composite Higgs models with the $SU(4)/Sp(4)$ coset [53, 54, 57]. We trade g_ϕ^* for the decay width of t' ($\Gamma_{t'}/m_{t'}$) which we identify as a free parameter for our analysis. The branching ratios of t' for representative values of $m_{t'}$ are listed in Table 2. The pseudoscalar ϕ decays dominantly to a pair of bottom quarks when the decay to top quarks is not kinematically allowed. For $M_\phi > 2m_t$, ϕ primarily decays to a pair of top quarks.

2.1 Broad resonance and the full 1PI propagator

It has been pointed out in [37] and [38] that the Breit Wigner (BW) form of a propagator may not be appropriate for broad resonances where the width to mass ratio is greater than 10%. In our setup the colored vectorlike quark t' has a strong coupling to the pseudoscalar ϕ . Owing to this large coupling, the decay width of t' becomes large enough to violate the NWA. To account for this we will use the full 1PI resummed propagator that captures the leading effects of the large width:

$$\mathcal{D}_{t'}(p) = \frac{1}{\not{p} - m_{t'} + i\text{Im}(\Sigma)} \quad (2.4)$$

where Σ is the contribution from the loop shown in Figure 1. The imaginary part of Σ is given by

$$\frac{1}{2}\text{Tr}(\not{p} + m_{t'})\text{Im}(\Sigma) = \frac{g_\phi^{*2}}{16\pi}\theta(p - m_t - M_\phi) \sqrt{(p^2 - m_t^2 - M_\phi^2)^2 - 4m_t^2M_\phi^2} \times \left[1 + \frac{m_t^2 - M_\phi^2 + 2m_{t'}m_t}{p^2} \right] \quad (2.5)$$

The finite contribution from the real part of Σ may be construed to make the top partner mass momentum dependent. However, as demonstrated in Appendix D, the momentum dependence is mild and leads to numerically insignificant variation in the effective mass of top partner within the resonance peak [58]. We thus neglect this effect in our simulations. The contribution of the SM states, which were neglected in Eq. 2.5, were taken into account in the numerical collider simulations.

3 LHC constraints

In this section we recast the current null results from LHC 13 TeV runs on the parameter space of the toplike vector quark t' introduced in the previous section. In the parameter space of interest the branching ratio $Br(t' \rightarrow \phi t)$ always remains greater than 80%. The dominant pair production process of t' are depicted in Fig. 2. For $M_\phi < 2m_t$, ϕ dominantly decays to a pair of b quarks ($Br(\phi \rightarrow b\bar{b}) > 90\%$). Once the $t\bar{t}$ decay mode becomes kinematically accessible the branching ratio to a pair of tops starts to dominate. In our analysis we set the benchmark values of the pseudoscalar mass below the top pair threshold. Hence the most optimistic final state of interest includes a top pair and at least two b jets. We concentrate on possible 13 TeV results from CMS and ATLAS that can constraint this final state to put bounds on the parameter space of the exotic states.

To numerically study the current results from the LHC studies we implement the effective Lagrangian defined in Eqs. 2.1 and 2.3 in `FeynRules 2.0` [59]. We incorporate Eq. 2.5 into `MadGraph5` [60] to obtain the 1PI corrected propagator for t' in our analysis. We generate leading order (LO) events for the process depicted in Fig. 2 for both 1PI and BW scenarios in `MadGraph5` not assuming t' to be on shell to incorporate the effect of the t' propagator. Higher order effects have been captured using a next to leading order (NLO) K-factor of 1.3. The K-factor was obtained using the central value of top pair production cross section from `Top++` [61] by scaling the top mass to the top partner mass since they have identical SM quantum numbers and are expected to get similar QCD corrections when the masses are appropriately scaled. The obtained K-factor can vary up to 5% with changes in factorization and renormalization scales. We have checked that the K-factor obtained from `Top++` is within 10% of the value extracted from `MadGraph` at NLO. For our intended level of accuracy a cross section scaling with a K-factor provides a fairly good approximation of the bounds at NLO since the kinematic shapes and hence the efficiencies have a soft dependence on higher order effects as shown in Appendix A. We parton shower the events using `Pythia8` [62] and jet-cluster with `FastJet` [63] using the anti- k_T algorithm [64]. Detector efficiencies are incorporated using the default ATLAS card of `Delphes` [65].

We find the latest bounds on the $m_{t'} - \Gamma_{t'}/m_{t'}$ parameter space from all 13 TeV CMS and ATLAS analysis implemented in `CheckMate 2.0` [66] and from the single lepton channel VLQ searches from [67] recasted in `MadAnalysis5` [68]. The validation of our recast of the sin-

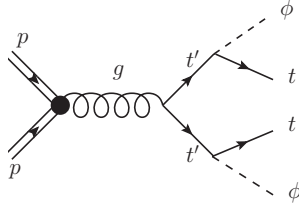


Figure 2. Representative Feynman diagrams for pair production of t' and its subsequent major decay.

$m_{t'}$	M_ϕ	g_ϕ^*	$\sin\theta_R$
0.8 – 1.3 TeV	100, 300 GeV	0.1 – 10	0.1

Table 3. Choice of free parameters

gle lepton studies of the VLQ search [67] is summarized in Appendix B. We vary $m_{t'}$ and g_ϕ^* for fixed values of M_ϕ (see Table 3). For each point in the parameter space the intrinsic **Checkmate 2.0** parameter R^1 is calculated using all implemented LHC 13 TeV analyses. The $R = 1$ contour provides the 2σ exclusion on our parameter space. To obtain the constraints from the ATLAS VLQ search [67] we find the signal efficiencies ϵ defined as the fraction of the initial number of generated events that survive after applying the cuts defined in the ATLAS analysis for each point in the parameter space. We obtain the expected number of events at $\mathcal{L} = 36.1 \text{ fb}^{-1}$

$$N = \sigma^{LO} \times K \times \epsilon \times \mathcal{L} \quad (3.1)$$

where σ^{LO} is LO cross section obtained from **MadGraph5** and K is the NLO K factor. The exclusion obtained from [67] by requiring the expected number of signal events to be within the SM uncertainty at 2σ and the **Checkmate** exclusion in the $m_{t'} - \Gamma_{t'}/m_{t'}$ parameter space are plotted in Fig. 3. Essentially we vary g_ϕ^* to tune the decay width $\Gamma_{t'}/m_{t'}$. Increase in g_ϕ^* has two effects on the cross section, an enhancement because of increase in the $t' \rightarrow \phi t$ branching ratio and a propagator suppression due to increase in the width of t' . The change in constraints on $m_{t'}$ as seen in Fig. 3 is a result of the interplay between these two conflicting effects. As can be seen from the plot, with increasing $\Gamma_{t'}/m_{t'}$, the 1PI contour deviates from the NWA one and is more constraining. The **Checkmate** analysis which provides the most aggressive constraint on our parameter space is an ATLAS stop search at 36.1 fb^{-1} integrated luminosity that searches for a channel consisting of at least four b -jets, 1 – 2 leptons and \cancel{E}_T [69]. This is very similar to the final channel we expect when the final state tops decay leptonically. For the VLQ searches [67] the signal region with at least two top quarks and at least four b -jets is of interest. The constraints from [67] is stricter since it focuses on the

¹The R parameter is defined as $R \equiv (S - 1.64\Delta S)/S_{95}$ where S is the expected number of signal events in a particular signal region with uncertainty ΔS and S_{95} is the allowed number of signal events at 95% confidence level in that signal region.

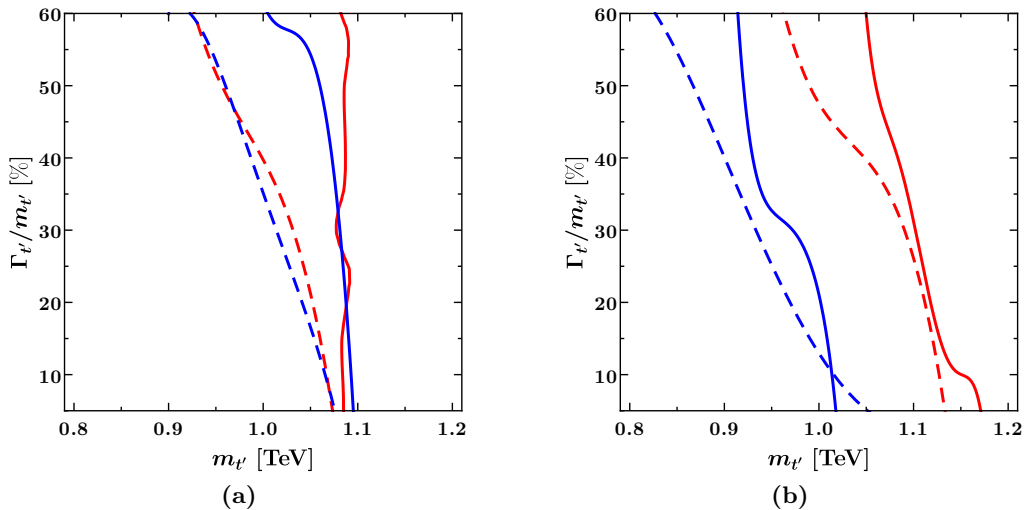


Figure 3. Current bound on the $m_{t'} - \Gamma_{t'}/m_{t'}$ parameter space from ATLAS 13 TeV stop search [69] (blue) and the ATLAS 13 TeV VLQ search [67] (red) at 36.1 fb^{-1} integrated luminosity. Exclusion contours for both 1PI (solid) and NWA (dashed) cases have been shown. M_ϕ has been fixed at (a) 100 and (b) 300 GeV.

hadronic decays of the top quark which has more branching ratio ($> 60\%$). For $M_\phi = 100$ GeV, the pseudoscalar ϕ mimics a Higgs which is a focus of the ATLAS stop search [69]. Thus the constraints from this search is reduced when we take $M_\phi = 300$ GeV as can be seen from Fig. 3b.

4 HL-LHC Reach

In this section we present an optimized search strategy for the vectorlike quark t' at the HL-LHC. The HL-LHC is expected to run at a centre of mass energy of 14 TeV and collect data till 3 ab^{-1} of integrated luminosity [70]. We focus on the $pp \rightarrow t'\bar{t}' \rightarrow \phi\phi^*t\bar{t}$ signal topology where the pseudoscalar ϕ predominantly decays to a pair of bottom quarks. The relevant SM backgrounds are $t\bar{t}b\bar{b}$, $t\bar{t} + Z$ and $t\bar{t} + H$. The NLO K-factors for these channels are obtained from [60] and reported after multiplying with the LO cross sections obtained from MadGraph5 in Table 5.

4.1 Cut based analysis

To extract optimized cuts for the signal topology of interest a systematic study of the kinematic distributions for both the signal and backgrounds is now in order. In Fig 4 we plot the signal and background distributions for various kinematic observables. All the distributions are normalized to one event. For the signal a benchmark point ($m_{t'} = 1.1$ TeV, $M_\phi = 100$ GeV and $\Gamma_{t'}/m_{t'} = 0.5$) that is not excluded by the current LHC bounds is chosen. Taking cue from the plots in Fig. 4 we devise the reconstructed level cuts listed in Table 4. In order

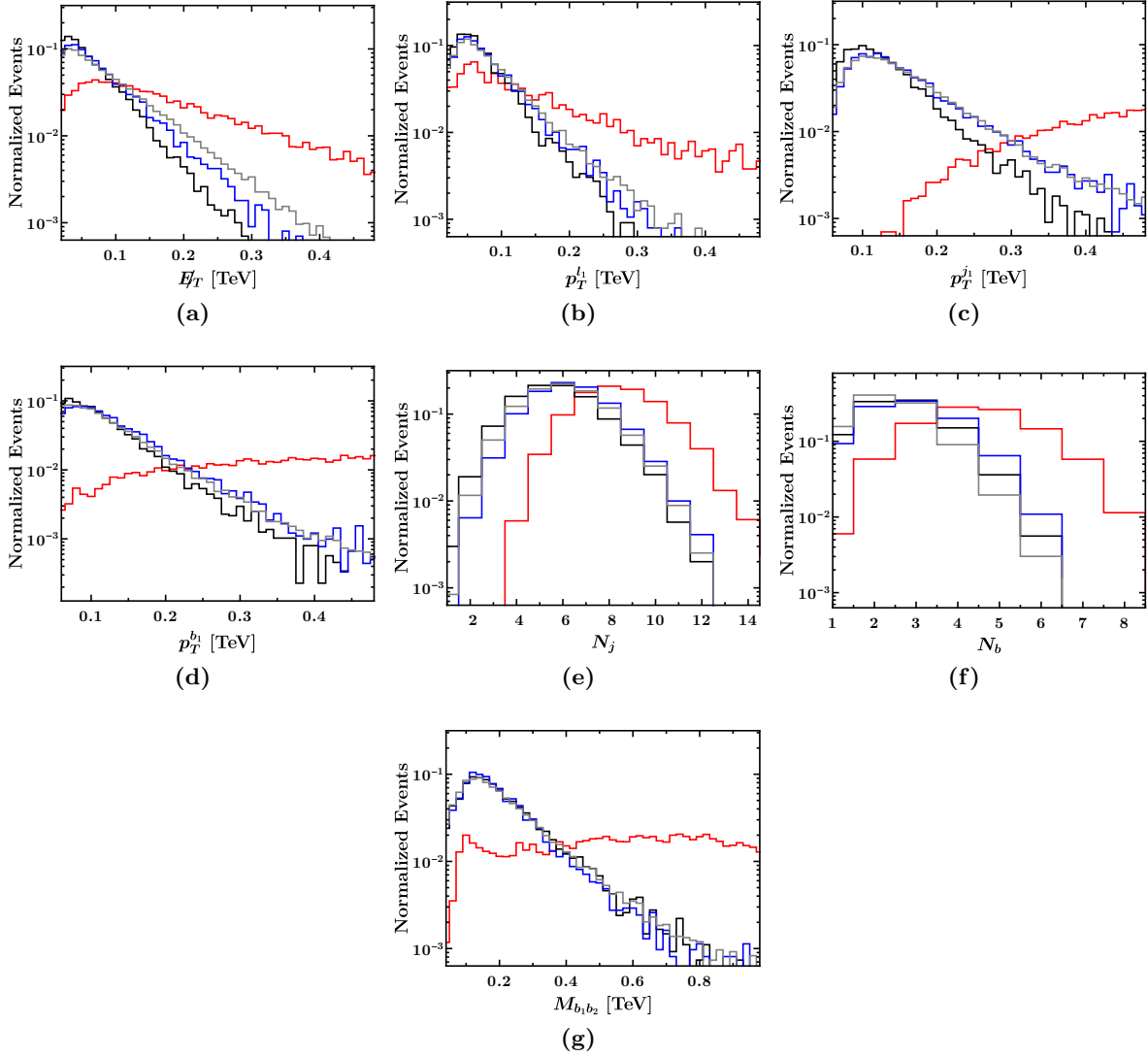


Figure 4. Reconstructed level normalized event distributions for observables displaying significant enhancement for the 1PI signal (red) over the backgrounds $t\bar{t}b\bar{b}$ (black), $t\bar{t} + Z$ (grey) and $t\bar{t} + H$ (blue). For the 1PI signal we set $m_{\nu'}$ at 1.1 TeV, M_ϕ at 100 GeV and $\Gamma_{\nu'}/m_{\nu'}$ at 0.5.

Observable	$\cancel{E}_{T,miss}$	p_T^{l1}	p_T^{b1}	p_T^{j1}	N_j	N_b	$M_{b_1b_2}$
Cut	> 100 GeV	> 100 GeV	> 200 GeV	> 250 GeV	> 6	> 3	> 350 GeV

Table 4. Reconstructed level cuts used to distinguish the signal from backgrounds.

to obtain the projected reach of the HL-LHC with the optimized cuts we scale the parameter space between $m_{\nu'} \in [0.8, 1.8]$ TeV and $\Gamma_{\nu'}/m_{\nu'} \in [2.5\%, 60\%]$. For each point in this parameter space we generate 2.5×10^4 signal events using the full 1PI propagator at 14 TeV. We also similarly prepare 10^5 background events for each of the backgrounds. We find out the

signal and background efficiencies ($\epsilon_{S/B}$) for both our designed cuts and the ATLAS analysis [67] that provides the strictest present bounds. We plot the 5σ contours at $3 ab^{-1}$ in Fig. 5b. The optimized cuts lead to $\sim 5\%$ improvement in the reach of HL-LHC on the parameter space compared to the ATLAS search [67].

4.2 Machine learning approach

Next we investigate the possibility to enhance the HL-LHC reach by utilizing ML techniques. We focus on the XGBoost algorithm to improve the signal to background discrimination in the parameter space of interest.

The XGBoost [45] algorithm is a framework available in multiple coding languages that can act as a classifier and a regressor. We use it as a binary classifier that can classify between two classes dependant on multiple features. The classifier model is trained using example datasets to optimize the cuts on these features to best distinguish between the classes. We have tuned various hyperparameters to optimize the classifier model with a training loss of $\sim 5\%$ and validation loss of $\sim 6\%$, keeping overtraining in control.

We use XGBoost to distinguish between the signal and background events using twenty features of the final state topology listed below.

- The transverse momenta p_T of : the two hardest leptons, four hardest jets and the four hardest b-jets.
- The invariant masses of all possible b-jet pairs from the four hardest b-jets.
- The missing transverse energy \cancel{E}_T .

We prepare 2.5×10^4 background events for the three leading channels weighted according to their LO cross sections. For each point in the $m_{\nu'} - \Gamma_{\nu'}/m_{\nu'}$ parameter space, we randomize the signal and background events to minimize the possibility of biasness and to increase the chance of mimicking a representative scenario which was fed as an input to XGBoost. We use 80% of the data for training and the rest to test. The receiver operating characteristics (ROC) curve for a benchmark point in our parameter space ($m_{\nu'} = 1.4$ TeV, $M_\phi = 100$ GeV and $\Gamma_{\nu'}/m_{\nu'} = 0.5$) is shown in Fig. 5a. Here the true positive rate (TPR) signifies the signal efficiencies and the false positive rate (FPR) signifies the background efficiencies. For each point in the parameter space we identify the TPR and FPR from the ROC curves with the maximum difference and their corresponding values represent the selected signal and background efficiencies ($\epsilon_{S/B}$) respectively for that point in the parameter space. We plot the 5σ HL-LHC reach using the ML efficiencies in Fig. 5b along with the corresponding reaches from the ATLAS VLQ search [67] and the optimized cut analysis. As can be seen from Fig. 5b ML techniques significantly improves the HL-LHC reach ($\sim 19\%$) compared to the ATLAS search [67] reaching up to 1.6 TeV for $\Gamma_{\nu'}/m_{\nu'} = 0.6$ by optimizing cuts on all

Channel	Cross section \times K-factor (pb)	Signal Efficiency		
		ATLAS VLQ search	Table 4 Cuts	XGBoost
1PI signal	0.029	0.0163	0.0137	0.98
$t\bar{t}b\bar{b}$	39.46	4×10^{-5}	1×10^{-5}	
$t\bar{t} + Z$	1.02	6×10^{-5}	4×10^{-5}	0.03
$t\bar{t} + H$	0.515	1×10^{-4}	1×10^{-4}	

Table 5. 14 TeV LO cross sections times NLO K-factors and the efficiencies from the ATLAS VLQ search [67], our new cut-design and from XGBoost for the 1PI signal and the backgrounds $t\bar{t}b\bar{b}$, $t\bar{t} + Z$ and $t\bar{t} + H$. For the 1PI signal we set $m_{t'}$ at 1.1 TeV, M_ϕ at 100 GeV and $\Gamma_{t'}/m_{t'}$ at 0.5.

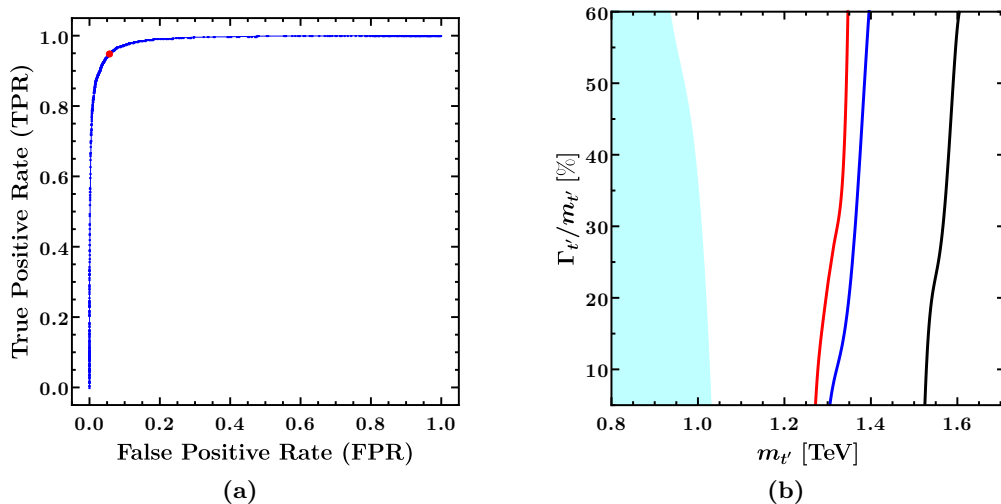


Figure 5. (a) The ROC curve for $m_{t'} = 1.4$ TeV and $\Gamma_{t'}/m_{t'} = 0.5$. The red point has the maximum difference between TPR and FPR. (b) The 5σ HL-LHC reaches from XGBoost (black,solid), ATLAS analysis [67] (red,solid) and our designed cuts listed in Table 4 (blue,solid) for pair production of t' . The blue region denotes the 13 TeV excluded region from the ATLAS search [67]. All reaches were estimated at 3 ab^{-1} integrated luminosity. We set M_ϕ at 100 GeV.

relevant kinematic observables. Details of the efficiencies and cross sections for the benchmark point ($m_{t'} = 1.1$ TeV, $M_\phi = 100$ GeV and $\Gamma_{t'}/m_{t'} = 0.5$) and the backgrounds is given in Table 5. The reach from single production channels are highly suppressed due to their low cross section as shown in Appendix C.

5 Analyzing broad resonances at Colliders

We now turn our attention to the question of extracting physical parameters, like the mass of the topline top partner, from a broad resonance peak showing up at collider searches in the future. Expectedly the resonance peak gets deformed as the width to mass ratio increases and extracting the top partner mass from the resonance may be nontrivial. This can be seen from Fig. 6a where we plot the invariant mass of the top and pseudoscalar ϕ decaying from the

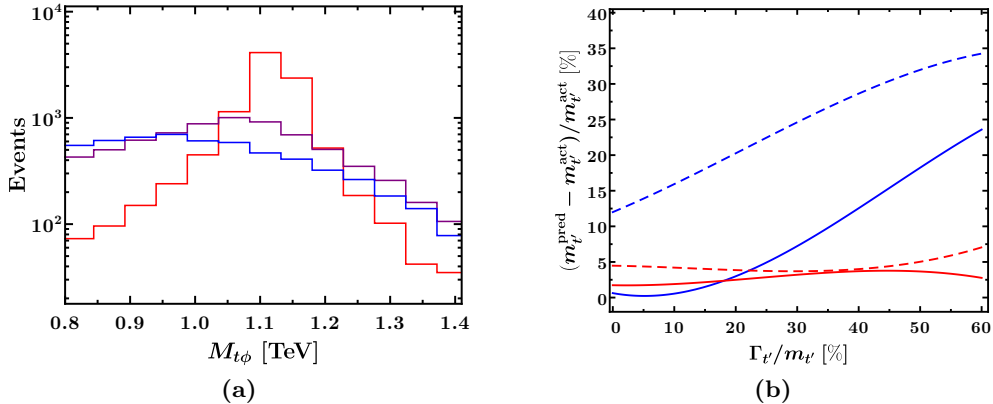


Figure 6. (a) Invariant mass of pseudoscalar ϕ and top ($M_{t\phi}$) decaying from a top partner t' for $m_{t'} = 1.1$ TeV, $M_\phi = 0.1$ TeV and $\Gamma_{t'}/m_{t'} = 5\%$ (red), 30% (purple) and 50% (blue). (b) Relative deviation of the predicted mass $m_{t'}^{\text{pred}}$ from the actual mass $m_{t'}^{\text{act}}$ using BW fit (blue) and XGBoost (red). The solid line is for fitting done in the parton level and the dashed line is for fitting done in the reconstructed level.

top partner after t' is pair produced through the process shown in Fig. 2. These are parton level results used for clear demonstrations of the effects of broadness on the resonance peaks. As can be seen from the plot, with increase in $\Gamma_{t'}/m_{t'}$ the peak shifts toward a lower value of top partner invariant mass [58] thus making the traditional approach using BW fitting prone to large errors. In this scenario ML algorithms may provide an useful handle to address these issues. As a proof of principle we employ the ML techniques on the arguably more challenging pair production channel to extract the mass of the top partner. We comment on the relative efficacy of this approach over traditional analysis methods of such resonance peaks. In principle a similar approach also works for single production of t' . We scan the parameter space between $m_{t'} \in [0.6, 1.8]$ TeV and $\Gamma_{t'}/m_{t'} \in [2.5\%, 60\%]$ and for each point in this parameter space we generate t' pair production events as shown in Fig. 2. To check our accuracy in parton level we generate histograms by reconstructing the vectorlike quark mass by taking the invariant mass of top and the pseudoscalar ϕ decaying from t' . For detector level results we allow one of the top quarks to decay hadronically and the other to decay leptonically. We use the detector level events to reconstruct the vectorlike quark mass as described below and plot its histogram.

1. Jets originating from bottom quarks can be b -tagged at the collider. We name the pair of non- b -tagged jets with invariant mass closest to the W boson mass as jets that have decayed from the W boson. We call them $jWtag1$ and $jWtag2$.
2. We name the b jet which along with $jWtag1$ and $jWtag2$ has invariant mass closest to the top mass as the b jet decaying from the hadronically decaying top. We call it b_{had} .
3. We find the longitudinal component of the neutrino momentum by requiring the signal lepton- \cancel{E}_T invariant mass to be equal to the W boson mass.

4. We name the b jet which along with the signal lepton and the neutrino has invariant mass closest to the top mass as the b jet decaying from the leptonically decaying top. We call it b_{lep} .
5. We classify the four b jets decaying from the two pseudoscalars by minimizing the mass difference from all possible b jet pairs. We call the b jets decaying from one ϕ as $b1tag1$ and $b2tag1$. We call the b jets decaying from the other ϕ as $b1tag2$ and $b2tag2$.
6. We identify the the ϕ that decayed along with the hadronically decaying top by minimizing the difference in invariant masses obtained by considering $b1tag1$ and $b2tag1$ along with b_{had} and $jWtag1$ and $jWtag2$, and $b1tag2$ and $b2tag2$ along with b_{lep} and the signal lepton and the neutrino, and vice versa. We call it ϕ_{had} .

We use the invariant mass of ϕ_{had} , b_{had} , $jWtag1$ and $jWtag2$ to reconstruct the t' mass. The data from the histograms are used to train the XGBoost regressor. We use 80% of the data to train the ML algorithm and the rest to test the accuracy of predicting the reconstructed mass of the broad resonance. We plot the prediction accuracy defined as the relative deviation of the predicted mass $m_{t'}^{pred}$ from the actual mass $m_{t'}^{act}$ for the traditional and ML techniques in Fig. 6b. In Table 6 we report the predicted top partner mass using XGBoost and the traditional method for different values of $\Gamma_{t'}/m_{t'}$. As can be seen from Fig. 6b, the error in $m_{t'}$ prediction using XGBoost stays within 5% for any value of $\Gamma_{t'}/m_{t'}$ whereas the error using the traditional approach increases with the value of $\Gamma_{t'}/m_{t'}$ reaching up to 35% (25%) for $\Gamma_{t'}/m_{t'} = 60\%$ in the reconstructed (parton) level. This clearly indicates that careful reconstruction of resonance peak using ML techniques like the one demonstrated here is imperative for the analysis of broad resonances. The prediction for the top partner width does not improve considerably when we use the ML technique. This is expected since the t' propagator and hence the shape of resonance peaks do not explicitly depend on the width as can be seen from Eq. 2.5.

6 Conclusion

In this paper we revisit the collider phenomenology of toplike vector quarks taking into account the effect of a large decay width. We consider a phenomenological model where the exotic vector quark preferentially decays to a pseudoscalar and a top quark. The large coupling between the toplike vector quark and the pseudoscalar drives the large decay width of the exotic fermion beyond the Breit-Wigner approximation. We use the 1PI corrected propagator to capture the leading effects of the broadness of the resonance. While this framework can readily arise from composite Higgs frameworks where the toplike vector quarks originate from the dynamics of a strong sector and is essential to generate radiative masses for the pNGB composite Higgs through partial compositeness [36] we mostly remain agnostic to the origin of the exotic states and the effective Lagrangian.

True Mass (TeV)	Predicting method	Analysis Level	$\Gamma_{t'}/m_{t'}$		
			0.05	0.3	0.5
0.115	Traditional BW fit	Parton Level	0.115	0.107	0.919
		Reconstructed Level	0.942	0.862	0.787
	XGBoost	Parton Level	0.113	0.119	0.119
		Reconstructed Level	0.124	0.118	0.119

Table 6. Predicted values of $m_{t'}$ using ML and traditional BW fit methods for different values of $\Gamma_{t'}/m_{t'}$.

We use the studies implemented in `Checkmate 2.0` and the ATLAS VLQ search [67] to explore the present LHC constraints on the parameter space of this model. We find the present limits on the vector quark mass remains in the range of 0.9 – 1.15 TeV for $\Gamma_{t'}/m_{t'}$ between 5% and 60% at 36.1 fb^{-1} integrated luminosity. Next we demonstrated that for future searches the ML technique that utilizes extreme gradient boosting is far more adept in increasing the reach of HL-LHC. With the ML technique we report a 19% improvement in the discovery potential of vectorlike quark pair production over current cut based searches ranging between 1.5 – 1.6 TeV for width to mass ratio in the range 5% – 60% at 3 ab^{-1} .

We briefly address the issue of extracting masses from distorted resonance peaks for a broad exotic vector quark. Predictably the inferences from traditional Breit-Wigner fitting starts getting erroneous as the width to mass ratio grows beyond the NWA. We show that optimized ML techniques may be better suited in this scenario.

Acknowledgements: We thank Biplob Bhattacharjee, Atri Dey and Avik Banerjee for discussions. T.S.R. acknowledges Department of Science and Technology, Government of India, for support under Grant Agreement No. ECR/2018/002192 [Early Career Research Award]. S.D. and R.P. acknowledges MHRD, Govt. of India for the research fellowship. T.S.R. acknowledges the hospitality of ICTP, Trieste under the Associateship programme during the completion of this work.

A NLO dependence of kinematic shapes

In this section we demonstrate that the kinematic shapes depend mildly on higher order effects. We generated NLO background and signal events in `MadGraph aMC@NLO` using the SM NLO UFO available along with the package. We simulated $t\bar{t}$ events by scaling the top mass to 1 TeV to mimic the signal events used in the manuscript. Simulating the full signal will require the formulation and incorporation of higher order effective couplings in the `MadGraph` UFO. Events were parton showered using `Pythia8` and jet-clustered using `FastJet`. Fast detector simulation was performed using `Delphes` and the histograms were generated in `MadAnalysis`. We have similarly produced the kinematic shapes for signal and background events at LO. In Fig. 7 we show a couple of representative plots for both LO and NLO cases.

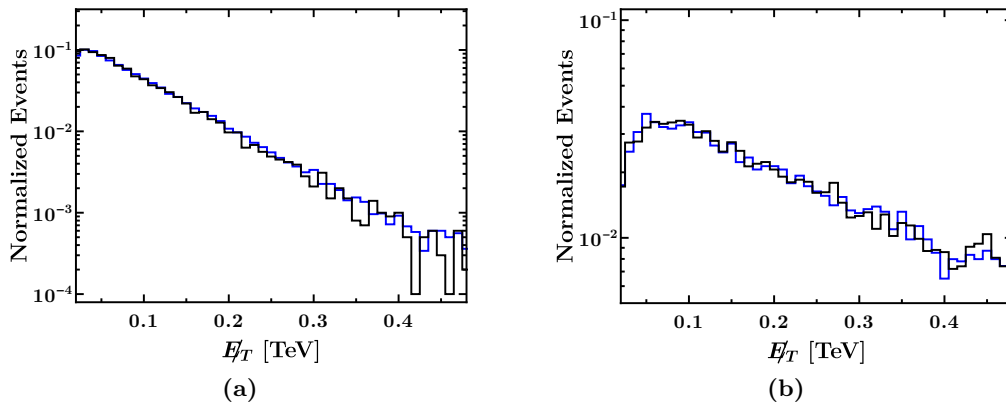


Figure 7. Reconstructed level normalized event distributions for $t\bar{t} + Z$ (left) and $t\bar{t}$ for $m_t = 1$ TeV (right) with events generated at LO (blue) and NLO using MadGraph aMC@NLO (black).

As can be seen from the plot the NLO corrections in the region of interest is $\sim 3\%$ which is lower than the expected systematic uncertainties and will have negligible effect on the cuts and efficiencies. A cross section scaling with a K-factor thus provides a good estimate of the bounds and reaches.

B Validation of ATLAS analysis

The ATLAS analysis [67] searches for channels obtained from the pair production of top-like vector quarks t' , one of which decays to a Higgs and a top, and the other decays to a top (or bottom) and any one of the SM bosons (W^\pm, H, Z). The different search channels have been devised to search for different possible final states from these intermediate particles. We focus on the 1-lepton channel described in Tables 1 and 2 of [67]. Preselection is applied by requiring exactly one electron or muon, at least 5 jets out of which at least 2 are b -tagged, E_T greater than 20 GeV, and $E_T + m_T^W$ greater than 60 GeV where m_T^W is the transverse mass of the signal lepton.

In the analysis top and Higgs candidates are reconstructed by re-clustering signal jets using anti- k_T algorithm with a radius parameter 1.0. Out of the re-clustered large jets, top candidates are tagged by requiring the p_T to be greater than 300 GeV, mass greater than 140 GeV and at least two subjets. Higgs candidates are tagged by requiring p_T to be greater than 200 GeV, mass between 105 and 140 GeV and applying a p_T dependant subjet criteria (exactly two for p_T less than 500 GeV and one or two for p_T greater than 500 GeV).

We mimic the top and Higgs tagging by finding pairs of jets within a distance $\Delta R = 1.3$ (defined as $\sqrt{(\Delta y)^2 + (\Delta\phi)^2}$, where y is the pseudorapidity and ϕ is the azimuthal angle) and satisfying the mass and p_T requirements mentioned previously.

Signal Region	$t'\bar{t}', Br(t' \rightarrow Ht) = 1$		$t\bar{t}H$	
	Reported	Our analysis	Reported	Our analysis
$\geq 2t, 0 - 1H, \geq 6j, 3b$	19.6	15.8	4.9	3
$1t, 0H, \geq 6j, \geq 4b$	21.5	16.6	15	10
$1t, 1H, \geq 6j, \geq 4b$	24.3	11.9	3.8	2
$\geq 2t, 0 - 1H, \geq 6j, \geq 4b$	23.9	20.8	2.8	2
$\geq 0t, \geq 2H, \geq 6j, \geq 4b$	14.6	12.7	1.19	3

Table 7. Validation details for the different 1-lepton signal regions of [67]. The reported numbers are taken from Table 4 of the analysis report. We try and match these number for our analysis at an integrated luminosity of 36.1fb^{-1} .

The different signal regions are chosen for different requirements on the numbers of top tagged large jets, Higgs tagged large jets and b -jet multiplicity. We summarize our validation for one signal channel ($t'\bar{t}'$ with $Br(t' \rightarrow Ht) = 1$) and one background channel ($t\bar{t}H$) in Table 7.

C Single Production Reach

We focus on the $pb \rightarrow t'\bar{q} \rightarrow \phi t\bar{q}$ channel shown in Fig. 8a. The major SM background contributing to this channel is singletop produced in association with a W boson. The experience with the pair production reach described in Section 4 clearly indicates that ML tools provide the most optimistic HL-LHC reach. Based on this we focus on the ML approach using the XGBoost algorithm to study the HL-LHC reach in the single production channel. We vary $m_{t'}$ from 0.8 to 1.3 TeV in steps of 0.1 TeV and $\Gamma_{t'}/m_{t'}$ from 5 to 60 in steps of 5 and generate single production events. Similar to the pair production analysis we mix the signal and background with equal weightage. From the generated data points 80% were used to train the ML algorithm and the rest to test it. We take care to prevent over-training. The obtained HL-LHC 3σ reach is represented by the black dashed line in Fig. 8b. As can be seen from the plot even the 3σ HL-LHC reach is within the current LHC bound obtained in Fig. 3a reaching 1.0 TeV for $\Gamma_{t'}/m_{t'} = 0.05$ because of the low cross section in this channel.

D Momentum dependence of top partner mass

In this appendix we demonstrate that the momentum dependent mass correction due to the 1PI contribution to the top partner propagator is numerically insignificant in the region of interest. The 1-loop self energy diagram given in Figure 1 has a real part that contributes to the top partner mass making it potentially momentum dependent. Taking into account the momentum dependence, the top partner mass can be written as $(m_{t'} - \Delta m_{t'})$ where the

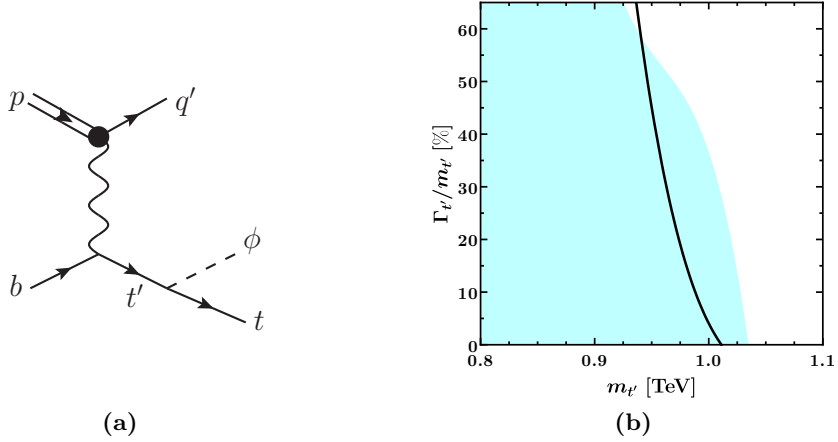


Figure 8. (a) Representative feynman diagrams for single production of t' and its subsequent major decay. (b) 3σ HL-LHC for single production of t' at 3 ab^{-1} integrated luminosity.

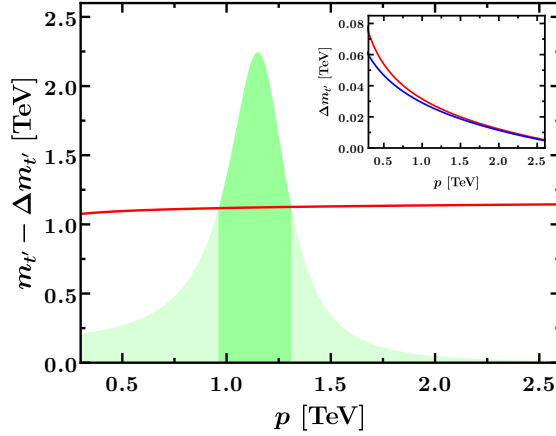


Figure 9. The red line indicates the momentum dependent top partner mass ($m_{t'} - \Delta m_{t'}$) at $\mu \sim m_{t'}$. For reference the green shaded region represents an appropriately normalized BW form of the top partner propagator for $m_{t'} = 1.15$ TeV, $M_\phi = 0.1$ TeV and $\Gamma_{t'}/m_{t'} = 30\%$. (Inset) The red line indicates the variation of the relative correction ($\Delta m_{t'}$) to the top partner mass. The blue line is a plot of the approximate expression given in Eq. D.2.

leading finite piece in the $\overline{\text{MS}}$ scheme is given by

$$\Delta m_{t'}(p) = \frac{m_t g_\phi^{*2}}{16\pi} \int_0^1 dx \ln \frac{\mu^2}{|x^2 p^2 - x(p^2 + m_t^2 - M_\phi^2) + m_t^2|}, \quad (\text{D.1})$$

where $\Delta m_{t'}$ is the momentum dependent contribution to the top partner mass at an energy scale μ . The logarithmic sensitivity to the scale can be read off from the asymptotic ($p \gg$

$m_{t'}$, M_ϕ) behavior of the correction,

$$\Delta m_{t'}(p) \simeq \frac{m_t g_\phi^{*2}}{16\pi} \left(2 + \ln \frac{m_{t'}^2}{p^2} \right). \quad (\text{D.2})$$

Clearly this logarithmic sensitivity is milder compared to the contribution to the width which remains unprotected from chiral symmetry. As is evident from Figure 9, the renormalized mass of the top partner given by $m_{t'} - \Delta m_{t'}$ exhibits soft momentum dependence (variation $\sim 0.8\%$) within a typical spread of the resonance peak. Consequently, the effect of momentum dependence of the top partner mass has been neglected in our numerical simulations.

References

- [1] L. Panizzi, *Vector-like quarks: t' and partners*, *Nuovo Cim. C* **037** (2014), no. 02 69–79.
- [2] J. H. Kim and I. M. Lewis, *Loop Induced Single Top Partner Production and Decay at the LHC*, *JHEP* **05** (2018) 095, [[arXiv:1803.06351](#)].
- [3] J. H. Kim, S. D. Lane, H.-S. Lee, I. M. Lewis, and M. Sullivan, *Searching for Dark Photons with Maverick Top Partners*, *Phys. Rev. D* **101** (2020), no. 3 035041, [[arXiv:1904.05893](#)].
- [4] S. Moretti, D. O’Brien, L. Panizzi, and H. Prager, *Production of extra quarks at the Large Hadron Collider beyond the Narrow Width Approximation*, *Phys. Rev. D* **96** (2017), no. 7 075035, [[arXiv:1603.09237](#)].
- [5] G. Cacciapaglia, A. Carvalho, A. Deandrea, T. Flacke, B. Fuks, D. Majumder, L. Panizzi, and H.-S. Shao, *Next-to-leading-order predictions for single vector-like quark production at the LHC*, *Phys. Lett. B* **793** (2019) 206–211, [[arXiv:1811.05055](#)].
- [6] H. Alhazmi, J. H. Kim, K. Kong, and I. M. Lewis, *Shedding Light on Top Partner at the LHC*, *JHEP* **01** (2019) 139, [[arXiv:1808.03649](#)].
- [7] G. Durieux and O. Matsedonskyi, *The top-quark window on compositeness at future lepton colliders*, *JHEP* **01** (2019) 072, [[arXiv:1807.10273](#)].
- [8] G. Cacciapaglia, A. Deandrea, N. Gaur, D. Harada, Y. Okada, and L. Panizzi, *The LHC potential of Vector-like quark doublets*, *JHEP* **11** (2018) 055, [[arXiv:1806.01024](#)].
- [9] J. Yepes and A. Zerwekh, *Modelling top partner-vector resonance phenomenology*, *Nucl. Phys. B* **941** (2019) 560–585, [[arXiv:1806.06694](#)].
- [10] A. Carvalho, S. Moretti, D. O’Brien, L. Panizzi, and H. Prager, *Single production of vectorlike quarks with large width at the Large Hadron Collider*, *Phys. Rev. D* **98** (2018), no. 1 015029, [[arXiv:1805.06402](#)].
- [11] D. Liu, L.-T. Wang, and K.-P. Xie, *Prospects of searching for composite resonances at the LHC and beyond*, *JHEP* **01** (2019) 157, [[arXiv:1810.08954](#)].
- [12] D. Barducci and L. Panizzi, *Vector-like quarks coupling discrimination at the LHC and future hadron colliders*, *JHEP* **12** (2017) 057, [[arXiv:1710.02325](#)].
- [13] A. Deandrea and A. M. Iyer, *Vectorlike quarks and heavy colored bosons at the LHC*, *Phys. Rev. D* **97** (2018), no. 5 055002, [[arXiv:1710.01515](#)].

- [14] Y.-B. Liu and Y.-Q. Li, *Search for single production of the vector-like top partner at the 14 TeV LHC*, *Eur. Phys. J. C* **77** (2017), no. 10 654, [[arXiv:1709.06427](#)].
- [15] Y.-B. Liu, *Search for single production of the heavy vectorlike T quark with $T \rightarrow th$ and $h \rightarrow \gamma\gamma$ at the high-luminosity LHC*, *Phys. Rev. D* **95** (2017), no. 3 035013, [[arXiv:1612.05851](#)].
- [16] O. Matsedonskyi, G. Panico, and A. Wulzer, *Top Partners Searches and Composite Higgs Models*, *JHEP* **04** (2016) 003, [[arXiv:1512.04356](#)].
- [17] D. Barducci and C. Delaunay, *Bounding wide composite vector resonances at the LHC*, *JHEP* **02** (2016) 055, [[arXiv:1511.01101](#)].
- [18] M. Backovic, T. Flacke, J. H. Kim, and S. J. Lee, *Search Strategies for TeV Scale Fermionic Top Partners with Charge 2/3*, *JHEP* **04** (2016) 014, [[arXiv:1507.06568](#)].
- [19] M. Chala, J. Juknevich, G. Perez, and J. Santiago, *The Elusive Gluon*, *JHEP* **01** (2015) 092, [[arXiv:1411.1771](#)].
- [20] L. Basso and J. Andrea, *Discovery potential for $T' \rightarrow tZ$ in the trilepton channel at the LHC*, *JHEP* **02** (2015) 032, [[arXiv:1411.7587](#)].
- [21] O. Matsedonskyi, G. Panico, and A. Wulzer, *On the Interpretation of Top Partners Searches*, *JHEP* **12** (2014) 097, [[arXiv:1409.0100](#)].
- [22] M. Backović, T. Flacke, S. J. Lee, and G. Perez, *LHC Top Partner Searches Beyond the 2 TeV Mass Region*, *JHEP* **09** (2015) 022, [[arXiv:1409.0409](#)].
- [23] B. Gripaios, T. Müller, M. A. Parker, and D. Sutherland, *Search Strategies for Top Partners in Composite Higgs models*, *JHEP* **08** (2014) 171, [[arXiv:1406.5957](#)].
- [24] C. Han, A. Kobakhidze, N. Liu, L. Wu, and B. Yang, *Constraining Top partner and Naturalness at the LHC and TLEP*, *Nucl. Phys. B* **890** (2014) 388–399, [[arXiv:1405.1498](#)].
- [25] D. Karabacak, S. Nandi, and S. K. Rai, *New signal for singlet Higgs and vector-like quarks at the LHC*, *Phys. Lett. B* **737** (2014) 341–345, [[arXiv:1405.0476](#)].
- [26] T. Andeen, C. Bernard, K. Black, T. Childres, L. Dell’Asta, and N. Vignaroli, *Sensitivity to the Single Production of Vector-Like Quarks at an Upgraded Large Hadron Collider*, in *Community Summer Study 2013: Snowmass on the Mississippi*, 10, 2013. [[arXiv:1309.1888](#)].
- [27] A. Azatov, M. Salvarezza, M. Son, and M. Spannowsky, *Boosting Top Partner Searches in Composite Higgs Models*, *Phys. Rev. D* **89** (2014), no. 7 075001, [[arXiv:1308.6601](#)].
- [28] A. Banfi, A. Martin, and V. Sanz, *Probing top-partners in Higgs+jets*, *JHEP* **08** (2014) 053, [[arXiv:1308.4771](#)].
- [29] J. Li, D. Liu, and J. Shu, *Towards the fate of natural composite Higgs model through single t' search at the 8 TeV LHC*, *JHEP* **11** (2013) 047, [[arXiv:1306.5841](#)].
- [30] R. Barcelo, A. Carmona, M. Chala, M. Masip, and J. Santiago, *Single Vectorlike Quark Production at the LHC*, *Nucl. Phys. B* **857** (2012) 172–184, [[arXiv:1110.5914](#)].
- [31] R. Barcelo, A. Carmona, M. Masip, and J. Santiago, *Stealth gluons at hadron colliders*, *Phys. Lett. B* **707** (2012) 88–91, [[arXiv:1106.4054](#)].
- [32] G. Cacciapaglia, T. Flacke, M. Kunkel, and W. Porod, *Phenomenology of unusual top partners in composite Higgs models*, [[arXiv:2112.00019](#)].

- [33] A. Deandrea, T. Flacke, B. Fuks, L. Panizzi, and H.-S. Shao, *Single production of vector-like quarks: the effects of large width, interference and NLO corrections*, *JHEP* **08** (2021) 107, [[arXiv:2105.08745](#)].
- [34] S. Balaji, *CP asymmetries in the rare top decays $t \rightarrow c\gamma$ and $t \rightarrow cg$* , *Phys. Rev. D* **102** (2020), no. 11 113010, [[arXiv:2009.03315](#)].
- [35] S. Balaji, *Asymmetry in flavour changing electromagnetic transitions of vector-like quarks*, [arXiv:2110.05473](#).
- [36] R. Contino, *The Higgs as a Composite Nambu-Goldstone Boson*, in *Theoretical Advanced Study Institute in Elementary Particle Physics: Physics of the Large and the Small*, pp. 235–306, 2011. [arXiv:1005.4269](#).
- [37] A. Azatov, D. Chowdhury, D. Ghosh, and T. S. Ray, *Same sign di-lepton candles of the composite gluons*, *JHEP* **08** (2015) 140, [[arXiv:1505.01506](#)].
- [38] S. Dasgupta, S. K. Rai, and T. S. Ray, *Impact of a colored vector resonance on the collider constraints for top-like top partner*, *Phys. Rev. D* **102** (2020) 115014, [[arXiv:1912.13022](#)].
- [39] A. Adhikary, R. K. Barman, and B. Bhattacharjee, *Prospects of non-resonant di-Higgs searches and Higgs boson self-coupling measurement at the HE-LHC using machine learning techniques*, *JHEP* **12** (2020) 179, [[arXiv:2006.11879](#)].
- [40] P. Konar, B. Mukhopadhyaya, R. Rahaman, and R. K. Singh, *Probing non-standard $b\bar{b}h$ interaction at the LHC at $\sqrt{s} = 13$ TeV*, *Phys. Lett. B* **818** (2021) 136358, [[arXiv:2101.10683](#)].
- [41] A. Dey, J. Lahiri, and B. Mukhopadhyaya, *LHC signals of triplet scalars as dark matter portal: cut-based approach and improvement with gradient boosting and neural networks*, *JHEP* **06** (2020) 126, [[arXiv:2001.09349](#)].
- [42] K. Albertsson et al., *Machine Learning in High Energy Physics Community White Paper*, *J. Phys. Conf. Ser.* **1085** (2018), no. 2 022008, [[arXiv:1807.02876](#)].
- [43] M. D. Schwartz, *Modern Machine Learning and Particle Physics*, [arXiv:2103.12226](#).
- [44] B. P. Roe, H.-J. Yang, J. Zhu, Y. Liu, I. Stancu, and G. McGregor, *Boosted decision trees, an alternative to artificial neural networks*, *Nucl. Instrum. Meth. A* **543** (2005), no. 2-3 577–584, [[physics/0408124](#)].
- [45] T. Chen and C. Guestrin, *Xgboost*, *Proceedings of the 22nd ACM SIGKDD International Conference on Knowledge Discovery and Data Mining* (Aug, 2016).
- [46] G. Cacciapaglia, A. Deandrea, L. Panizzi, N. Gaur, D. Harada, and Y. Okada, *Heavy Vector-like Top Partners at the LHC and flavour constraints*, *JHEP* **03** (2012) 070, [[arXiv:1108.6329](#)].
- [47] N. Bizot, G. Cacciapaglia, and T. Flacke, *Common exotic decays of top partners*, *JHEP* **06** (2018) 065, [[arXiv:1803.00021](#)].
- [48] A. De Simone, O. Matsedonskyi, R. Rattazzi, and A. Wulzer, *A First Top Partner Hunter’s Guide*, *JHEP* **04** (2013) 004, [[arXiv:1211.5663](#)].
- [49] B. Gripaios, A. Pomarol, F. Riva, and J. Serra, *Beyond the Minimal Composite Higgs Model*, *JHEP* **04** (2009) 070, [[arXiv:0902.1483](#)].
- [50] J. Mrazek, A. Pomarol, R. Rattazzi, M. Redi, J. Serra, and A. Wulzer, *The Other Natural Two Higgs Doublet Model*, *Nucl. Phys. B* **853** (2011) 1–48, [[arXiv:1105.5403](#)].

- [51] E. Bertuzzo, T. S. Ray, H. de Sandes, and C. A. Savoy, *On Composite Two Higgs Doublet Models*, *JHEP* **05** (2013) 153, [[arXiv:1206.2623](#)].
- [52] G. Cacciapaglia, G. Ferretti, T. Flacke, and H. Serôdio, *Light scalars in composite Higgs models*, *Front. in Phys.* **7** (2019) 22, [[arXiv:1902.06890](#)].
- [53] G. Ferretti, *UV Completions of Partial Compositeness: The Case for a $SU(4)$ Gauge Group*, *JHEP* **06** (2014) 142, [[arXiv:1404.7137](#)].
- [54] J. Barnard, T. Gherghetta, and T. S. Ray, *UV descriptions of composite Higgs models without elementary scalars*, *JHEP* **02** (2014) 002, [[arXiv:1311.6562](#)].
- [55] G. Cacciapaglia, T. Flacke, M. Park, and M. Zhang, *Exotic decays of top partners: mind the search gap*, *Phys. Lett. B* **798** (2019) 135015, [[arXiv:1908.07524](#)].
- [56] M. Chala, *Direct bounds on heavy topline quarks with standard and exotic decays*, *Phys. Rev. D* **96** (2017), no. 1 015028, [[arXiv:1705.03013](#)].
- [57] J. Erdmenger, N. Evans, W. Porod, and K. S. Rigatos, *Gauge/gravity dynamics for composite Higgs models and the top mass*, *Phys. Rev. Lett.* **126** (2021), no. 7 071602, [[arXiv:2009.10737](#)].
- [58] D. Liu, L.-T. Wang, and K.-P. Xie, *Broad composite resonances and their signals at the LHC*, *Phys. Rev. D* **100** (2019), no. 7 075021, [[arXiv:1901.01674](#)].
- [59] A. Alloul, N. D. Christensen, C. Degrande, C. Duhr, and B. Fuks, *FeynRules 2.0 - A complete toolbox for tree-level phenomenology*, *Comput. Phys. Commun.* **185** (2014) 2250–2300, [[arXiv:1310.1921](#)].
- [60] J. Alwall, R. Frederix, S. Frixione, V. Hirschi, F. Maltoni, O. Mattelaer, H. S. Shao, T. Stelzer, P. Torrielli, and M. Zaro, *The automated computation of tree-level and next-to-leading order differential cross sections, and their matching to parton shower simulations*, *JHEP* **07** (2014) 079, [[arXiv:1405.0301](#)].
- [61] M. Czakon and A. Mitov, *Top++: A Program for the Calculation of the Top-Pair Cross-Section at Hadron Colliders*, *Comput. Phys. Commun.* **185** (2014) 2930, [[arXiv:1112.5675](#)].
- [62] T. Sjöstrand, S. Ask, J. R. Christiansen, R. Corke, N. Desai, P. Ilten, S. Mrenna, S. Prestel, C. O. Rasmussen, and P. Z. Skands, *An introduction to PYTHIA 8.2*, *Comput. Phys. Commun.* **191** (2015) 159–177, [[arXiv:1410.3012](#)].
- [63] M. Cacciari, G. P. Salam, and G. Soyez, *FastJet User Manual*, *Eur. Phys. J. C* **72** (2012) 1896, [[arXiv:1111.6097](#)].
- [64] M. Cacciari, G. P. Salam, and G. Soyez, *The anti- k_t jet clustering algorithm*, *JHEP* **04** (2008) 063, [[arXiv:0802.1189](#)].
- [65] **DELPHES 3** Collaboration, J. de Favereau, C. Delaere, P. Demin, A. Giammanco, V. Lemaître, A. Mertens, and M. Selvaggi, *DELPHES 3, A modular framework for fast simulation of a generic collider experiment*, *JHEP* **02** (2014) 057, [[arXiv:1307.6346](#)].
- [66] D. Dercks, N. Desai, J. S. Kim, K. Rolbiecki, J. Tattersall, and T. Weber, *CheckMATE 2: From the model to the limit*, *Comput. Phys. Commun.* **221** (2017) 383–418, [[arXiv:1611.09856](#)].
- [67] **ATLAS** Collaboration, M. Aaboud et al., *Search for pair production of up-type vector-like quarks and for four-top-quark events in final states with multiple b-jets with the ATLAS detector*, *JHEP* **07** (2018) 089, [[arXiv:1803.09678](#)].

- [68] E. Conte, B. Fuks, and G. Serret, *MadAnalysis 5, A User-Friendly Framework for Collider Phenomenology*, *Comput. Phys. Commun.* **184** (2013) 222–256, [[arXiv:1206.1599](#)].
- [69] **ATLAS** Collaboration, *Search for direct top squark pair production in events with a Higgs or Z boson, and missing transverse momentum in $\sqrt{s} = 13$ TeV pp collisions with the ATLAS detector*, .
- [70] M. Cepeda et al., *Report from Working Group 2: Higgs Physics at the HL-LHC and HE-LHC*, *CERN Yellow Rep. Monogr.* **7** (2019) 221–584, [[arXiv:1902.00134](#)].