

# Learning to Detect Critical Nodes in Sparse Graphs via Feature Importance Awareness

Xuwei Tan, Yangming Zhou, *Senior Member, IEEE*, MengChu Zhou, *Fellow, IEEE* and Zhang-Hua Fu

**Abstract**—Detecting critical nodes in sparse graphs is important in a variety of application domains, such as network vulnerability assessment, epidemic control, and drug design. The critical node problem (CNP) aims to find a set of critical nodes from a network whose deletion maximally degrades the pairwise connectivity of the residual network. Due to its general NP-hard nature, state-of-the-art CNP solutions are based on heuristic approaches. Domain knowledge and trial-and-error are usually required when designing such approaches, thus consuming considerable effort and time. This work proposes a feature importance-aware graph attention network for node representation and combines it with dueling double deep Q-network to create an end-to-end algorithm to solve CNP for the first time. It does not need any problem-specific knowledge or labeled datasets as required by most of existing methods. Once the model is trained, it can be generalized to cope with various types of CNPs (with different sizes and topological structures) without re-training. Computational experiments on 28 real-world networks show that the proposed method is highly comparable to state-of-the-art methods. It does not require any problem-specific knowledge and, hence, can be applicable to many applications including those impossible ones by using the existing approaches. It can be combined with some local search methods to further improve its solution quality. Extensive comparison results are given to show its effectiveness in solving CNP.

**Note to Practitioners**—This work is motivated by the problems of identifying influential nodes from a sparse graph or network. Various practical applications can be naturally modeled as critical node problems, e.g., finding the most influential stations or airports within a transportation network, identifying a specific number of people to be vaccinated in order to reduce the overall transmissibility of a virus, and reinforcing the protection over some most important nodes to make the electric network more stable. It proposes an effective end-to-end deep learning algorithm to solve the critical node problem. The proposed approach combines feature importance-aware graph attention

network with dueling double deep Q-network. Extensive numerical experiments and comparisons show that our proposed algorithm is highly comparable to state-of-the-art algorithms and can help decision-makers to discover valuable knowledge or influential nodes in a real-world network.

**Index Terms**—Critical node problem, Feature Importance, Deep reinforcement learning, Graph attention network.

## I. INTRODUCTION

Networks (also known as graphs) are a general and flexible representation for describing complex systems of interacting entities, which have been widely used to represent real-world data. For example, an air transport network is a complex infrastructure system consisting of various nodes (airports) and links (airport connections). In recent years, graph neural networks (GNNs) have achieved great success in many challenging graph tasks [1], [2], [3], [4], [5]. Among such tasks, detecting a set of critical nodes in sparse networks [6], [7], [8], [2], [9] is an important yet particularly hard task.

Critical node detection is useful in many practical applications [8], [10], [11], [2], [12], [13], [14], [15], where valuable knowledge may be discovered by investigating the identified critical nodes. For example, road networks are extremely vulnerable to cascading failure caused by traffic accidents or anomalous events. Therefore, accurate identification of critical nodes, whose failure may cause a dramatic reduction in the road network transmission efficiency, is of great significance to traffic management and control schemes [8]. Considering the worldwide air transportation network as a weighted network, many airport connections could be completely or partially disrupted during such extreme events. It is important to identify the most critical airport connections and their impact on network connectivity [12]. According to specific scenarios, different connectivity measures are designed to quantify network functionality appropriately. In this study, we focus on a basic critical node detection problem known as the critical node problem (CNP) [9]. It aims to find a subset of nodes such that the removal of these vertices minimizes the pairwise connectivity of the residual network.

Detecting critical nodes in sparse networks is a very challenging task [6], [16], [17], [18], [13], [19]. On the one hand, critical nodes are task-specific, i.e., the number and location of critical nodes may vary from task to task. On the other hand, they need to be found at the global scale. To the best of our knowledge, there is no existing deep learning method that can identify task-dependent critical nodes at the global scale in an efficient manner.

This work was supported in part by the National Natural Science Foundation of China under Grants 72371157, 72031007, the Shanghai Pujiang Programme under Grant 23PJJC069, and the FDCT (Fundo para o Desenvolvimento das Ciéncias da Tecnologia) under Grant 0047/2021/A1. (Corresponding author: *Yangming Zhou*)

X. Tan was with the Sino-US Global Logistics Institute, Antai College of Economics and Management, Shanghai Jiao Tong University, Shanghai 200030, China. He is now with the College of Engineering, The Ohio State University, OH 43210, USA (e-mail: tanxuwei99@gmail.com). The work is done in Shanghai Jiao Tong University as a Research Assistant.

Y. Zhou is the Data-Driven Management Decision Making Lab, Shanghai Jiao Tong University, Shanghai 200030, China. He is also with the Sino-US Global Logistics Institute, Antai College of Economics and Management, Shanghai Jiao Tong University, Shanghai 200030, China (e-mail: yangming.zhou@sjtu.edu.cn).

M.C. Zhou is with the Department of Electrical and Computer Engineering, New Jersey Institute of Technology, Newark, NJ 07102, USA (e-mail: zhou@njit.edu).

Z.-H. Fu is with the Institute of Robotics and Intelligent Manufacturing, The Chinese University of Hong Kong, Shenzhen, Shenzhen 518172, China. He is also with the Shenzhen Institute of Artificial Intelligence and Robotics for Society, Shenzhen 518172, China (e-mail: fuzhanghua@cuhk.edu.cn).

Due to its NP-hard nature, state-of-the-art CNP solutions are based on heuristic approaches [20], [21], [7], [9], [15]. Domain knowledge and trial-and-error are necessary to design them. They need to be revised or re-executed whenever a change of the problem occurs. It thus becomes extremely expensive to apply them to detect critical nodes in real-world networks that are constantly changing. Moreover, real-world networks from different fields vary significantly in size. For example, transportation networks can be constructed with dozens of nodes to billions of nodes. Although GNNs can operate on networks regardless of their size, can they generalize to networks of sizes that were not seen during their training phase? This question remains unanswered for CNP to the best of the authors' knowledge. It would be highly valuable to design a deep learning method that can train on small networks and generalize to larger networks.

To answer the above-raised question and motivated by the necessity for a scalable and efficient approach that can generalize across different network structures. We aim to learn general representations for various networks and leverage them to make decisions on networks. To this end, we propose a **Feature importance-aware Graph attention network and Dueling Double-deep-Q-network (FGDD)** combined approach to solve CNP. It consists of two phases. In the first phase, we develop a feature importance-aware graph attention network (GAT) based on feature aggregation and a variance-constrained GAT module that learns the importance representation of the nodes. In the second phase, we employ a dueling double deep Q-network (DDQN) as our agent to perform node selection. Our dueling DDQN agent treats node representation from the first phase as a graph state and determines the actions through the Q-network. This work intends to make the following new contributions:

- We formulate the process of identifying critical nodes in a network as a sequential decision problem via a Markov decision process (MDP). To solve it, we propose an end-to-end algorithm called FGDD that well combines feature importance-aware GAT with dueling DDQN.
- To learn a representation mapping function with robust generalization capabilities for various networks, we aggregate multiple network metrics such as node degree, degree centrality, eigenvector centrality, and PageRank as the foundational features. This composite captures the essential structure information. Subsequently, we introduce a variance-constrained GAT to maximally utilize these initial features and learn the high-dimension node representations by passing features among nodes.
- We experimentally evaluate FGDD on 28 real-world networks. Empirical results show our model not only outperforms two deep reinforcement learning-based algorithms, but also competes well with three heuristic algorithms.

The rest of this paper is organized as follows. Section II presents a brief literature review of studies on critical node problems. Section III introduces the proposed FGDD approach. Section IV reports the computational results and comparisons with state-of-the-art algorithms. Finally, Section

V summarizes the work and presents potential research directions.

## II. RELATED WORK

### A. Exact and Heuristic Methods

Detecting critical nodes in sparse networks is proven to be an NP-complete problem [6]. Considerable efforts have been made to solve it, and a variety of methods have been proposed in the literature [22], [23], [20], [9]. Most of existing studies focus on developing exact algorithms and heuristic ones, called traditional algorithm in this paper.

Exact algorithms for CNP are able to guarantee the optimality of their solutions. They are particularly useful for specifically structured graphs such as trees [22] and series-parallel graphs [24]. For general graphs, CNP has been solved by the branch and cut methods, including a general mixed integer linear programming model [6], and a very large model relying on constraint separation [23]. However, they are very time-consuming when tackling large instances.

Compared to exact algorithms, heuristic algorithms lack theoretical guarantees for the solution quality but are more favorable in practice since they can usually find high-quality solutions in reasonable computational time for large-scale CNP. Existing ones can be divided into local search methods [20], [21] and population-based methods [7], [9]. However, domain knowledge and trial-and-error are necessary when designing them, thus requiring considerable efforts and time.

### B. Learning-based Methods

Traditional algorithms suffer from specific limitations when applied to challenging practical tasks. Recent advances in deep learning have shown promising results in solving NP-hard combinatorial optimization problems [25], [2], [26], [27], [28], [29]. They demonstrate appealing advantages over traditional algorithms in terms of computational complexity and scalability [30].

Inspired by the application of graph convolutional networks (GCNs) [31], [32], [33], [5], Yu et al. [34] converted the CNP as a regression problem, and proposed an iterative method to rank nodes by using adjacency matrices of networks and GCNs. Fan et al. [2] proposed a generic and scalable deep reinforcement learning (DRL) framework named FINDER to find key players via GraphSAGE [35] in complex networks. Kamarthi et al. [36] developed a deep Q-network (DQN)-based method called geometric-DQN to use structural properties of the available social networks to learn effective policies for the network discovery problem to maximize influence on undiscovered social networks. Zhao et al. [37] designed a deep learning model called InfGCN to identify the most influential nodes in a complex network based on GCNs. Note that most of the existing studies focus on identifying nodes in static networks. To predict critical nodes in temporal networks, Yu et al. [38] proposed a dynamic GCN by combining a special GCN and a long short-term memory network. In addition, graph learning methods are widely used in related areas, like [39]. The studies mentioned above have greatly advanced the field, but can they be further improved? This work aims to answer this question.

### III. PROPOSED METHOD

In this section, we present our FGDD approach to CNP. We first present CNP and its MDP formulation, and then describe the details of FGDD for solving it.

#### A. Critical Node Problem

Given an undirected graph  $G = (V, E)$  with  $|V| = n$  nodes and  $|E| = m$  edges, critical node detection problems (CNDPs) aim to identify a subset of nodes  $S \subseteq V$  such that the removal of these nodes in  $S$  maximally degrades network connectivity of the residual graph denoted as  $G[V \setminus S]$  according to some predefined connectivity metrics. A critical node problem (CNP) is a well-known CNDP [6]. It aims to find a set of nodes  $S = \{v_1, \dots, v_K\}$  to be removed from  $G$ , which minimizes the pairwise connectivity of the residual graph  $G[V \setminus S]$ . The residual graph  $G[V \setminus S]$  can be represented by a set of disjoint connected components, i.e.,  $G[V \setminus S] = \{C_1, C_2, \dots, C_T\}$ , where  $C_i$  is the  $i$ -th connected component in  $G[V \setminus S]$ . Therefore, its objective function  $f(S)$  is defined as follows:

$$f(S) = \sum_{i=1}^T \frac{|C_i|(|C_i| - 1)}{2} \quad (1)$$

where  $T$  is the number of connected components, and  $|C_i|$  is the size of the connected component  $C_i$ . Note that  $f(S)$  essentially calculates the total number of node pairs still connected by a path in the residual graph  $G[V \setminus S]$ .

#### B. Markov Decision Process Formulation of CNP

In this section, we follow the approach presented in [2] to formulate the critical node problem (CNP) as a Markov decision process (MDP).

- **Environment** ( $G_{\text{env}}$ ) represents the network that is being analyzed.
- **State** ( $s_t$ ) is defined as the representation of the residual network at time step  $t$ . Each state  $s_t$  captures the hidden information of the residual network at that particular time step by concatenating feature vectors of all nodes generated by a node representation algorithm. The end state is reached when the proportion of removed nodes reaches a certain value.
- **Action** ( $a_t$ ) is the removal of a node  $v$  from the current residual network  $G_t$ .
- **Reward** ( $r(a_t, t)$ ) is the decrease of the pairwise connectivity after taking the action. The optimization objective is to minimize the pairwise connectivity of the residual network. Therefore, the decrease in pairwise connectivity between  $s_t$  and  $s_{t+1}$  is set as the step-reward after removing a node  $v$ . Generally, the reward function is written as  $r(a_t, t) = f(s_t) - f(s_{t+1})$ , where  $s_t$  and  $s_{t+1}$  are the states of residual networks before and after taking action  $a_t$ . In this paper, we adopt a new reward function as follows.

$$r(a_t, t) = f(s_0) - f(s_{t+1}) \quad (2)$$

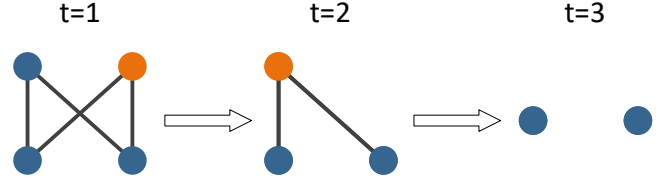


Fig. 1. Sequential disintegration of a network, highlighting the impact of node removal over time.

where  $s_0$  is the initial state, and  $s_{t+1}$  is the state of the residual network after taking action  $a_t$ . The intuition behind (2) is that with the removal of nodes from a network, the remaining nodes have more potential to become critical nodes. We leverage the new reward function to associate the current step with the global process. As shown in Fig. 1, the decreased pairwise connectivity of a synthetic network between step 1 and step 2 is  $6 - 3 = 3$ , while the one between step 2 and step 3 is  $3 - 0 = 3$ . However, it is unfair for the transition to receive a greater reward as the selected node  $v_{t=1}$  has the same feature as other nodes in the network while the selected node  $v_{t=2}$  is obviously more critical. When we consider the difference between the initial state and the current state, we would have a reward value  $6 - 0 = 0$ , which is greater than the standard version. In addition, the removal of a node in a synthetic network can affect its heterogeneity. Along with the removal, the residual networks can better fit the real networks without a specific generation pattern. Therefore, intuitively, we design the reward considering the whole transition.

During a reinforcement learning (RL) process, FGDD collects the trial-and-error samples to update its parameters and becomes increasingly intelligent in solving CNP.

#### C. Proposed Model

To solve CNP, we propose FGDD that combines feature importance-aware GAT and dueling DDQN. As shown in Fig. 2, it is composed of two phases: the graph-feature representation and the feature-based node selection. The first phase aims to present the state of the entire graph, while the second phase employs these representations to form a score function that determines the action for a state. More specifically, node representation is first obtained by a feature importance-aware GAT. The dueling DDQN agent then selects a node to remove from the current network based on the representation information and iteratively constructs a solution to the CNP.

1) *Feature Representation Phase*: Traditional algorithms [6], [20], [9] usually operate on a testing network and optimize CNP directly. Unlike them, deep learning methods [2], [34] aim to extract the features of nodes from a large number of networks, and use a well-trained end-to-end model to predict networks. Therefore, how to represent the contribution of each node to the whole network must be considered.

Compared with task-specific network embeddings, graph neural networks (GNNs) [40], [41] are considered a powerful

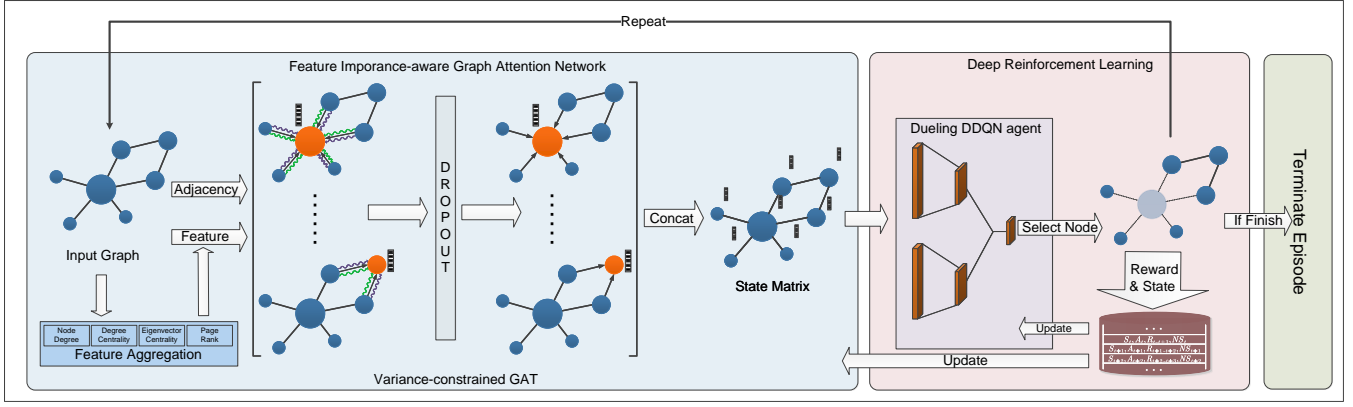


Fig. 2. Overview of the FGDD framework. We first take basic metrics for a network as initial features for our graph neural network. These metrics provide a fundamental understanding of the network, especially for synthetic networks without given features. These initial features are concatenated and fed into GAT, which employs self-attention mechanisms that allow nodes to weigh the importance of their neighbors’ features. We then have representation in latent space for each node and feed these representations to a reinforcement learning agent. After selecting and removing a certain node, we update the replay memory with state, action, and reward.

method to represent graphs. Inspired by the success of GNNs in both inductive [32], [35], [42] and transductive [31] problems, we employ a variance-constrained GAT [43] cooperated with a mixture of node’s importance metrics (obtained by feature aggregation) to develop a feature importance-aware GAT as our representation function  $h$ .

Initially, as there are no specific datasets for CNP, we used a large number of synthetic networks to train a general representation function  $h$  and apply it to real-world networks. However, synthetic networks are randomly generated without initial features. So, to learn the importance of each node, our node feature is initialized by a matrix  $B^{m \times n}$ . Here,  $m$  represents the number of nodes, while  $n$  captures a set of topological properties. We leverage the node degree as the primary property and three metrics (i.e., degree centrality, eigenvector centrality, and PageRank score) as auxiliary features to describe the network. We aggregate them in the matrix  $B^{m \times n}$  as initial features to describe the network’s basic information.

Upon initializing the feature matrix  $B^{m \times n}$ , we apply the GAT to further process these features by using the attention mechanism to capture the relationships between nodes. Within the GAT framework, attention coefficients for nodes are determined as:

$$\alpha_{ij} = \text{softmax}_j(\mathbf{E}^\top[\mathbf{W}B_i \parallel \mathbf{W}B_j]) \quad (3)$$

Here,  $B_i$  is the feature of node  $v_i$  extracted from  $B$ .  $\mathbf{W}$  is a weight parameter for linear transformation and  $\mathbf{E}$  signifies the parameters of the attention mechanism.  $\parallel$  is the concatenation operation. Using these coefficients, we have the new aggregated representations  $g(v_i)$  from its neighbors  $\mathcal{N}(i)$ :

$$g(v_i) = \sigma \left( \sum_{j \in \mathcal{N}(i)} \alpha_{ij} \mathbf{W}B_j \right) \quad (4)$$

To improve the model’s performance and robustness, multi-head attention[44] is used to aggregate features from multiple attention heads. Multi-head attention involves multiple sets of

the attention mechanism’s parameters. The final feature representation  $h(v_i)$  in multi-head attention is the concatenation of outputs from each attention head:

$$h(v_i) = \parallel_{k=1}^K g_k(v_i) \quad (5)$$

Where  $K$  is the number of attention heads, and  $g_k(v_i)$  is the output of the  $k$ -th attention head for node  $v_i$ .

In FGDD, due to limited initial features  $B^{m \times n}$ , we restrict the random dropout mechanism in the original GAT to ensure that more of the available features are retained during each forward pass, maximizing the use of the limited information available. If randomness is high, it could result in inconsistent representations during different forward passes, as crucial nodes or features might get dropped randomly. Such variance from the state in MDP is not needed by the general RL [45]. Therefore, compared with the original implementation of GAT, we remove the final dropout layer to preserve the whole input features and set a lower probability for the dropout in the hidden layer.

2) *Node Selection Phase*: To select nodes from discrete space, we resort to a deep Q-network (DQN) [46] to estimate the best action with the maximum Q value. After empirically evaluating several variants of DQN, we adopt the dueling double deep Q-network (DDQN) [47] architecture as our node selection method to solve the issue of the overestimation of Q-values in DQN. The dueling DDQN architecture has two separate streams for estimating the state-value and the advantage of each action. These estimates are then combined to obtain the Q-value for each action. This architecture has been shown to be more stable and efficient than other DQN variants.

In our FGDD framework, we use the node representation matrix  $\mathbf{H}$  as a state  $s$ , where each row corresponds to  $h(v_i)$  for a node  $v_i$ . Therefore, in dueling DDQN, we have a Q-value to estimate the importance of each node. To calculate the Q-value, the Q-function is calculated as follows:

$$Q(s, a; \theta_v, \theta_a) = V(s; \theta_v) + A(s, a; \theta_a) - \frac{1}{|\mathcal{A}|} \sum_{a' \in \mathcal{A}} A(s, a'; \theta_a) \quad (6)$$

where  $a$  is an action that is a specific node in the graph.  $V(\mathbf{F}; \theta_v)$  is the value calculated for the current state by a parameter  $\theta_v$ . And  $A(s, a; \theta)$  is the advantage function, indicating how taking an action (removing a node in our task) from the action set  $\mathcal{A}$  (all nodes in the current graph) compares to the average action for that state. This function uses parameters  $\theta_a$ . We select the node with the maximum Q-function value as the critical node for the current state and remove it.

3) *Model Training and Deployment*: In the reinforcement learning phase of FGDD, we first randomly generated a synthetic network for each epoch. In contrast to real-world networks with a predefined number of nodes  $K$  to be removed, synthetic networks lack a predetermined  $K$ . Therefore, we terminate the training process once a certain proportion  $\tau$  of nodes is removed. Our training approach, following [36], integrates a target network, experience replay buffer, and epsilon-greedy strategy. The target network serves as a stabilizing factor that is a copy of the main network used for predicting Q-values, but its parameters are only periodically updated to ensure consistent training targets. The experience replay buffer stores the agent’s experiences in the form of tuples  $(s, a, r, s')$  representing the current state, action taken, resulting reward, and next state. It is then randomly sampled during training ensuring varied learning experiences and efficiency. The epsilon-greedy method fosters a balance between exploration and exploitation. Initially, the agent randomly performs an action with probability  $\epsilon$  or performs an action with the highest Q-value with probability  $1 - \epsilon$ . During training, the value of  $\epsilon$  is annealed over time to gradually shift from exploration to exploitation.

To accumulate initial experience, the agent selects random nodes from the residual network with a decaying probability  $\epsilon$  at the beginning of the training phase using the epsilon-greedy method. At each step, the network uses the adjacency matrix  $\mathcal{R}_{adj}$  and the aggregated feature matrix  $B$  to calculate representation for each node using Eq. (5). The agent then selects a node to remove based on the representation of the current residual network using Eq. (6). We have the reward for the agent using Eq. (2), which compares initial state  $s_0$  without removing any node and the current state  $s$ .

To simplify the training process, we treat the network at each step as a distinct network, and the selected node is directly removed from the network. After receiving rewards from the environment, the agent updates the next state using our feature importance-aware GAT before storing the transition experience into a replay buffer. The main training steps are presented in Algorithm 1.

Once our model is well-trained, we evaluate its performance on real-world networks. During the inference phase, given a real-world network with a fixed number of nodes to be removed  $K$ , FGDD repeatedly estimates the most critical node by Q-function and removes it until  $K$  nodes are removed. To further accelerate the inference, we would remove a batch of nodes in one step for large-scale networks.

---

### Algorithm 1: Model Training

---

**Input:** Initialize learn rate  $\lambda$  and random factor  $\epsilon$ ; memory replay buffer  $\mathcal{D}$ ; current Q network with  $\theta_v, \theta_a$ ; target Q networks with  $\bar{\theta}_v = \theta_v, \bar{\theta}_a = \theta_a$ ; GAT model with parameters  $W, E$ ; the number of epochs  $N$

- 1 **for**  $episode = 1$  to  $N$  **do**
- 2     Generate training graph  $G_{train}$  and the number of nodes to be removed  $K$ ;
- 3     Perform  $\epsilon$  decay;
- 4      $G_{env}^{t=0} \leftarrow sample(G_{train})$
- 5      $B_{epi}^{t=0} \leftarrow FeatureAggregation(G_{env}^{t=0})$
- 6      $\mathcal{H}_{epi}^{t=0} \leftarrow GAT(B_{epi}^{t=0}, \mathcal{R}_{adj}^{t=0}, W, E)$
- 7     **while** not done training **do**
- 8         Select a random node  $v_t$  with probability  $\epsilon$  else  
           select node  $v_t \leftarrow argmax Q(\mathcal{H}_{epi}^t, v; \theta_v, \theta_a)$ ;
- 9         Remove  $v_t$  and observe new graph  $G_{env}^{t+1}$ ;
- 10        Receive reward  $r_t$ ;
- 11        Update  $B_{epi}^{t+1} \leftarrow FeatureAggregation(G_{env}^{t+1})$ ;
- 12        Update state  $\mathcal{H}_{epi}^{t+1} \leftarrow GAT(B_{epi}^{t+1}, \mathcal{R}_{adj}^{t+1}, W, E)$ ;
- 13        Store  $\{\mathcal{H}_{epi}^t, v_t, r_t, \mathcal{H}_{epi}^{t+1}\}$  transition into  $\mathcal{D}$ ;
- 14        **if** number of removed nodes =  $K$  **then**
- 15            | Terminate current episode;
- 16        **end**
- 17     **end**
- 18     **if**  $episode \bmod 20 = 0$  **then**
- 19         Sample random batch  $\delta$  from  $\mathcal{D}$ ;
- 20         Update weight  
            $\theta_v, \theta_a, W, E \leftarrow Adam(\theta_v, \theta_a, W, E, \lambda, \delta)$ ;
- 21         **if** number of updates  $\bmod 300 = 0$  **then**
- 22            |  $\bar{\theta}_v \leftarrow \theta_v, \bar{\theta}_a \leftarrow \theta_a$ ;
- 23         **end**
- 24     **end**
- 25 **end**

**Output:**  $\theta_v, \theta_a, W, E$

---

### D. Complexity Analysis

The time complexity of FGDD is composed of two parts. Our encoder consists of a feature aggregation and variance-constrained GAT. Our feature aggregation method aggregates four metrics into a matrix that well represents network information. The time complexities of computing both node degree and degree centrality are  $O(n)$ , where  $n$  is the number of nodes. Those of computing eigenvector centrality and PageRank are  $O(n \log n)$  and  $O(\xi m)$ , respectively, where  $\xi$  is a constant and  $m$  means the number of edges. Therefore, the total time complexity of feature aggregation takes  $O(n + n \log n + m)$ , or simplified to  $O(n \log n + m)$ . The complexity of variance-constrained GAT is  $O(nll' + ml')$ , where  $l$  is the number of input features and  $l'$  is the number of features computed by a GAT attention head, both of which are small constants. In implementation, we would have multiple attention heads, but the number of attention heads is a predefined constant, so it is not shown in complexity. Therefore, the complexity of the encoding phase is  $O(n \log n + nll' + ml')$ . We adopt dueling DDQN as our decoder with its complexity being simplified written as  $O(n \log n)$  for forward propagation via fully connected layers and max-Q selection. Hence, the total complexity of FGDD is  $O(n \log n + nll' + ml')$ .

## IV. EXPERIMENTS

## A. Dataset

Our FGDD model is first trained on a large number of small synthetic networks of 50-150 nodes. To avoid overfitting, we always train a network once. Note that these synthetic networks are generated by three widely-used network models [2], [34], [9], i.e., Barabási-Albert, Watts-Strogatz, and Erdős-Rényi models. The purpose of using a mixture of synthetic networks is to generalize the model to different types of networks.

To evaluate the performance of our FGDD model, we test FGDD on 21 networks from widely-used CNP benchmarks [7], [9] and 7 networks from the Network Data Repository [48]. They are medium and large real-world networks obtained from diverse domains, such as the flight connections between major US airports in 1997, the train network around the city of Rome, the flight network among airports in the European Union in 2014, the network of flight connections in the USA, the electricity distribution network in the USA, and the social network constructed from relations on Facebook.

## B. Baseline Methods

We compare FGDD with two categories of baseline methods: traditional construction heuristic methods and DRL-based methods. Construction methods aim to remove nodes from a network in a greedy or random way. As shown in [2], CI and HDA greedily remove nodes with the highest collective influence and the highest degree from a network, respectively, while RAND randomly removes nodes from a network. DRL-based methods construct an end-to-end model to remove nodes, including FINDER [2] and GCN-DRL.

Recently, graph convolutional networks (GCNs) have been successfully applied to predict influential nodes in complex networks. For example, Yu et al. [34] ranked the nodes by their scores and selected nodes greedily via GCN. Zhao et al. [37] developed InfGCN consisting of a GCN and three fully connected layers, which is similar to a combination of GCN and DQN, and used it to select top influential nodes. Note that the existing two GCN-based methods are not publicly available. Therefore, we merge these two GCN-based methods and develop a new baseline method, i.e., graph convolutional network based deep reinforcement learning (GCN-DRL). GCN-DRL shares the same network architecture as InfGCN. The main difference is that GCN-DRL treats the three fully-connected layers as a Q-network, and updates the parameters by RL as well as FINDER. In particular, GCN is used to compute the graph representation, and three fully-connected layers are employed as DRL agent to select critical nodes. For other baseline methods, we adopt the best model released by FINDER’s authors to test without any change. We also use the same implementation of CI and HDA [2].

We present the time complexities of FGDD and five baseline methods in Table I. From it, we observe that FGDD is highly competitive in comparison with state-of-the-art deep learning methods. RAND is the fastest but worst in performance to be shown next.

TABLE I  
COMPARISON OF THE TIME COMPLEXITY

Method	Complexity
FGDD	$O(n \log n + nll' + ml')$
FINDER	$O(n \log n + n + E)$
GCN-DRL	$O(n \log n + nl^2)$
CI	$O(n^2 \log n)$
HDA	$O(n \log n)$
RAND	$O(1)$

## C. Experiment Details

We implement the code in PyTorch and Networkx. All experiments are run on the server with Intel E5-2690 CPUs and two NVIDIA Tesla P100 GPUs. For feature representation phase, we develop the GAT model with eight attention heads, each head has two layers. The hidden and output feature dimensions are set to 60 and 96, respectively. We only deploy the dropout layer with rate of 0.3 between two layers to constrain the variance. 8 attention heads are used to learn the representation. For the node selection phase, we adopt typical dueling DDQN as the agent. Both value and advantage networks are implemented as two linear layers with embedding dimensions being 256 linking with ReLU activation function.

We use the Adam optimizer [49] to train dueling DDQN and feature importance-aware GAT with the learning rates of 0.001 and 0.005, respectively. We use the mean square loss function to learn from the reward. The eval network is trained per 20 epochs, and the update frequency of a target network is 300. In each epoch, a synthetic network is generated to train the model.

## D. Computational Results

To evaluate FGDD against baseline methods, we conduct three groups of experiments on real-world networks. First, we report their results on 28 real-world networks. Second, we improve their results by a simple local search. Finally, we demonstrate their performance curves under different  $K$  values.

1) *Results without local search:* Table II summarizes the results between our FGDD and five baseline methods on 28 real-world networks, where the best results of each instance are in bold. In addition, we give the number of instances on which FGDD obtains better (Wins), equal (Ties), and worse (Loses) results than the corresponding baseline algorithms. At its bottom, we also give the  $p$ -values of the Wilcoxon signed ranks test recommended in [50].

We observe in Table II that our FGDD model shows excellent performance. In particular, it finds the best results on 20 out of 28 networks. Our FGDD wins all baseline algorithms on at least 20 of 28 networks. At a significance level of 0.05, it significantly outperforms two DRL-based algorithms (i.e., FINDER and GCN-DRL) and three heuristic algorithms (i.e., CI, HDA, and RAND). Using the aggregated feature to initially describe a model makes FGDD outperforms similar structure methods like FINDER and GCN-DRL.

TABLE II  
COMPARATIVE RESULTS OF FGDD AND BASELINE METHODS ON REAL-WORLD NETWORKS IN TERMS OF PAIRWISE CONNECTIVITY.

Instance	#Nodes	#Edges	$K$	FGDD	FINDER	GCN-DRL	CI	HDA	RAND
Bovine	121	190	3	<b>268</b>	<b>268</b>	<b>268</b>	<b>268</b>	<b>268</b>	6903
Enron_email	143	623	14	<b>7750</b>	7875	8128	7876	8128	8078
Circuit	252	399	25	24090	11681	<b>9874</b>	11414	11681	24626
TreniRoma	255	272	26	1836	2770	2501	5655	<b>1731</b>	3775
Ecoli	328	456	15	1668	<b>1579</b>	1911	2137	1668	44502
USAir97	332	2126	33	<b>15764</b>	16041	23037	15944	15944	41876
HumanDisease	516	1188	52	9473	<b>1351</b>	3094	13849	1651	72280
Caltech36	769	16656	77	<b>209634</b>	220786	223452	222117	222117	232637
Wiki-Vote	889	2914	89	206429	<b>203247</b>	234976	228182	208374	298125
Reed98	962	18812	96	<b>344865</b>	365940	367653	366796	366796	372299
email-univ	1133	5451	113	<b>408161</b>	434780	448882	493522	436649	504316
EU_flights	1191	31610	119	<b>439460</b>	462259	537168	491543	492535	545089
Haverford76	1446	59589	145	<b>814726</b>	840456	841753	841753	841753	843571
openflights	1858	13900	186	<b>175447</b>	182258	223573	251088	193900	847617
OCLinks	1899	13838	190	<b>743619</b>	762026	831424	825000	785662	1379317
yeast1	2018	2705	202	114829	1826	1937	34468	<b>1778</b>	925890
Bowdoin47	2252	84387	225	<b>1943407</b>	2025079	2037172	2035154	2029106	2044447
facebook	4039	88234	404	5400494	<b>3771740</b>	6190140	4688231	5339614	6586685
powergrid	4941	6594	494	2922557	118780	193854	1036812	<b>76046</b>	8320922
Hamilton1000	1000	1998	100	<b>393828</b>	400067	403651	402753	402753	404190
Hamilton2000	2000	3996	200	<b>1581531</b>	1606530	1617301	1617301	1613706	1616942
Hamilton3000a	3000	5999	300	<b>3555111</b>	3614020	3643650	3630165	3638254	3640412
Hamilton3000b	3000	5997	300	<b>3563115</b>	3600590	3643650	3632860	3630167	3643650
Hamilton3000c	3000	5996	300	<b>3536470</b>	3616710	3635557	3632861	3624779	3638793
Hamilton3000d	3000	5993	300	<b>3549780</b>	3627470	3638253	3622086	3622087	3642031
Hamilton3000e	3000	5996	300	<b>3563115</b>	3627470	3643650	3635556	3627472	3640415
Hamilton4000	4000	7997	400	<b>6253422</b>	6442260	6467406	6453028	6438666	6471004
Hamilton5000	5000	9999	500	<b>9876790</b>	10068800	10113753	10100265	10100265	10106561
Wins Ties Loses	—	—	—	—	20 1 7	23 1 4	23 1 4	20 2 6	28 0 0
$p$ -value	—	—	—	—	<b>3.25e-2</b>	<b>2.30e-3</b>	<b>8.80e-3</b>	<b>1.33e-2</b>	<b>3.79e-6</b>

2) *Results with local search*: FGDD can be combined with other existing heuristic search methods to further improve its performance, which is confirmed by using a recently proposed component-based neighborhood search (CBNS) [7]. CBNS is a simple and fast local search, which relies on a focused and reduced neighborhood by integrating a large component-based node exchange strategy and a node weighting scheme. In our experiment, the final result of each algorithm is further improved by CBNS with the stopping condition that the given number of iterations without improvement is reached, i.e.,  $MaxIters = 1000$ . We report the average results over five runs of local search. We summarize their improved results in Table III.

From Table III, we observe that FGDD outperforms baseline methods on most of the real-world networks. In particular, it achieves the best results on 22 out of 28 networks. Compared with two DRL-based methods, it finds better results on at least 21 networks, and equal results on at least 3 networks. Compared to heuristic search methods, FGDD also shows excellent performance, finding better results on at least 22 networks, worse result on at most one instance, and equal results on the remaining instances. At a significant level of 0.05, FGDD is significantly better than all five baseline methods. These observations show that existing heuristic algorithms can also benefit from FGDD.

3) *Results under different  $K$  values*: Note that results reported in Tables II-III are obtained under a fixed  $K$  value. That is, the allowable number of removed nodes is determined

in advance. To further evaluate its effectiveness, we compare the performance curves of FGDD and five baseline methods under a series of  $K$  values on four representative real-world networks: flight network (i.e., EU\_flights), hamiltonian cycles network (i.e., Hamilton2000), social network (i.e., OCLinks) and communication network (i.e., email-univ). These real-world networks are obtained from different fields, with node counts ranging from 1000 to 2000.

As shown in Fig. 3, FGDD consistently outperforms five baseline methods on all four networks, identifying nodes with less pairwise connectivity compared with baselines. This observation further confirms the superiority of FGDD over both DRL-based methods and heuristic methods. Expanding on this, the consistent performance of FGDD can be attributed to its innovative framework and underlying mechanisms. By effectively integrating domain-specific initial features with advanced learning techniques, FGDD enhances its decision-making process at each iteration. This results in a more nuanced and precise node selection strategy, which is beneficial when dealing with complex networks.

#### E. Ablation Study

To investigate the effectiveness of different algorithmic components proposed in our FGDD model, we perform three ablation studies on 7 representative real-world networks. In our ablation studies, we experimentally compare our FGDD model with its four variants. Comparative results are shown in Fig. 4.

TABLE III  
COMPARATIVE RESULTS OF FGDD AND BASELINE METHODS IMPROVED BY LOCAL SEARCH ON REAL-WORLD NETWORKS IN TERMS OF PAIRWISE CONNECTIVITY.

Instance	#Nodes	#Edges	$K$	FGDD	FINDER	GCN-DRL	CI	HDA	RAND
Bovine	121	190	3	<b>268</b>	<b>268</b>	<b>268</b>	<b>268</b>	<b>268</b>	<b>268</b>
Enron email	143	623	14	<b>5156</b>	<b>5156</b>	<b>5156</b>	<b>5156</b>	<b>5156</b>	5265
Circuit	252	399	25	<b>2280</b>	2366	2635	2371	2604	2527
TreniRoma	255	272	26	<b>936</b>	938	947	941	938	947
Ecoli	328	456	15	<b>806</b>	<b>806</b>	<b>806</b>	<b>806</b>	<b>806</b>	815
USAir97	332	2126	33	<b>5444</b>	5484	<b>5444</b>	5452	<b>5444</b>	5452
HumanDisease	516	1188	52	<b>1116</b>	1117	1119	1120	<b>1116</b>	1121
Caltech36	769	16656	77	<b>189436</b>	190064	191533	192029	191660	195266
Wiki-Vote	889	2914	89	<b>151780</b>	154205	167470	169933	157321	168593
Reed98	962	18812	96	<b>328782</b>	339244	337434	338419	338913	339904
email-univ	1133	5451	113	371631	<b>366135</b>	373404	375782	372315	379768
EU_flights	1191	31610	119	368879	366316	367342	367173	369246	<b>365626</b>
Haverford76	1446	59589	145	<b>804548</b>	824457	821894	821378	825230	824974
openflights	1858	13900	186	<b>37648</b>	38648	40260	38519	39800	210305
OClinks	1899	13838	190	<b>642929</b>	643155	700939	663533	654357	897544
yeast1	2018	2705	202	2015	<b>1428</b>	1442	1683	1433	33735
Bowdoin47	2252	84387	225	<b>1924921</b>	1989023	1990615	2000208	1994606	2007415
facebook	4039	88234	404	4755478	<b>3515847</b>	5571466	3644206	5076011	5786544
powergrid	4941	6594	494	74766	23562	326841	37859	<b>22050</b>	2157729
Hamilton1000	1000	1998	100	<b>377168</b>	386240	392236	3877662	391017	391907
Hamilton2000	2000	3996	200	<b>1554969</b>	1578688	1576558	1589733	1572660	1591167
Hamilton3000a	3000	5999	300	<b>3494053</b>	3571677	3601665	3579163	3595230	3596841
Hamilton3000b	3000	5997	300	<b>3513109</b>	3548200	3602736	3591477	3583437	3590938
Hamilton3000c	3000	5996	300	<b>3490360</b>	3561526	3577035	3579691	3576485	3591477
Hamilton3000d	3000	5993	300	<b>3500424</b>	3563691	3593078	3565803	3576481	3600592
Hamilton3000e	3000	5996	300	<b>3499888</b>	3578618	3580767	3582904	3570615	3604888
Hamilton4000	4000	7997	400	<b>6253423</b>	6356421	6412857	6378537	6368528	6401412
Hamilton5000	5000	9999	500	<b>9781919</b>	9969463	10054483	10000772	10024904	10051796
Wins Ties Loses	—	—	—	—	20 3 5	22 4 2	22 3 3	21 5 2	26 1 1
$p$ -value	—	—	—	—	<b>1.19e-2</b>	<b>5.61e-5</b>	<b>2.70e-3</b>	<b>2.62e-4</b>	<b>1.23e-5</b>

To evaluate the effectiveness of the feature aggregation (FA) method used in the feature importance-aware GAT, we examine the same implementation of FGDD, but only use node degree as the initial feature, and exclude the FA component, named as w/o FA in Fig. 4. The node degree is a simplistic metric that captures local information. However, the usage of FA allows for a better representation of the nodes. This enriched representation is instrumental in providing the GAT with a more detailed context to enhance the model training and make the model outperform the version without FA observing from Fig. 4. This suggests that feature aggregation is quite important to model performance.

We study the benefit of the variance-constrained GAT (VG for short) module that introduces modifications to the dropout layer mentioned in the feature representation phase. We replace it with the original GAT (w/o VG) to explore how variance influences the efficiency of FGDD. Here, GAT would randomly drop out initial features and have twice the dropout rate as VG. Comparative results in Fig. 4 show that FGDD (with VG) outperforms the model with original GAT (w/o VG), thus verifying the importance of maintaining most of the initial features for CNP to avoid performance decrease, and confirming the effectiveness of our variance-constrained GAT. Moreover, the comparative results involving the dueling deep Q-network (DD) and the basic deep Q-network DDQN (w/o DD) within the FGDD framework highlight the need for a better DRL algorithm to address the CNP problem. The performance of a model with basic DDQN is worse than

FGDD (with DD), indicating the significant performance boost introduced by dueling DDQN.

Moreover, we experimentally compare our reward function in Eq. (2) with the basic version (named FGDD-R) that considers the decreased pairwise connectivity between the two steps. In most cases, our reward function is better than the typical formula. It validates the effectiveness of our design of reward function that considering the whole transition of a network is better than only considering two consequent steps.

Finally, we investigate the influence of different numbers of attention heads  $\mu$  on the performance of FGDD. In this experiment, four different  $\mu$  values are used. Detailed comparative results of FGDD under different GAT parameters are summarized in Table IV. The results show that more attention heads can better represent a network and help our agent find critical nodes.

## V. CONCLUSION

This work presents FGDD as a new DRL-based algorithm for a critical node problem that generalizes well to unseen networks size and structures. FGDD combines feature importance-aware GAT with dueling DDQN. Empirical results on 28 real-world networks show our method achieves superior performance on real-world networks. It significantly outperforms both DRL-based methods and heuristic methods. FGDD can start a search from any valid state, opening the door to its combination with other search heuristics, which we



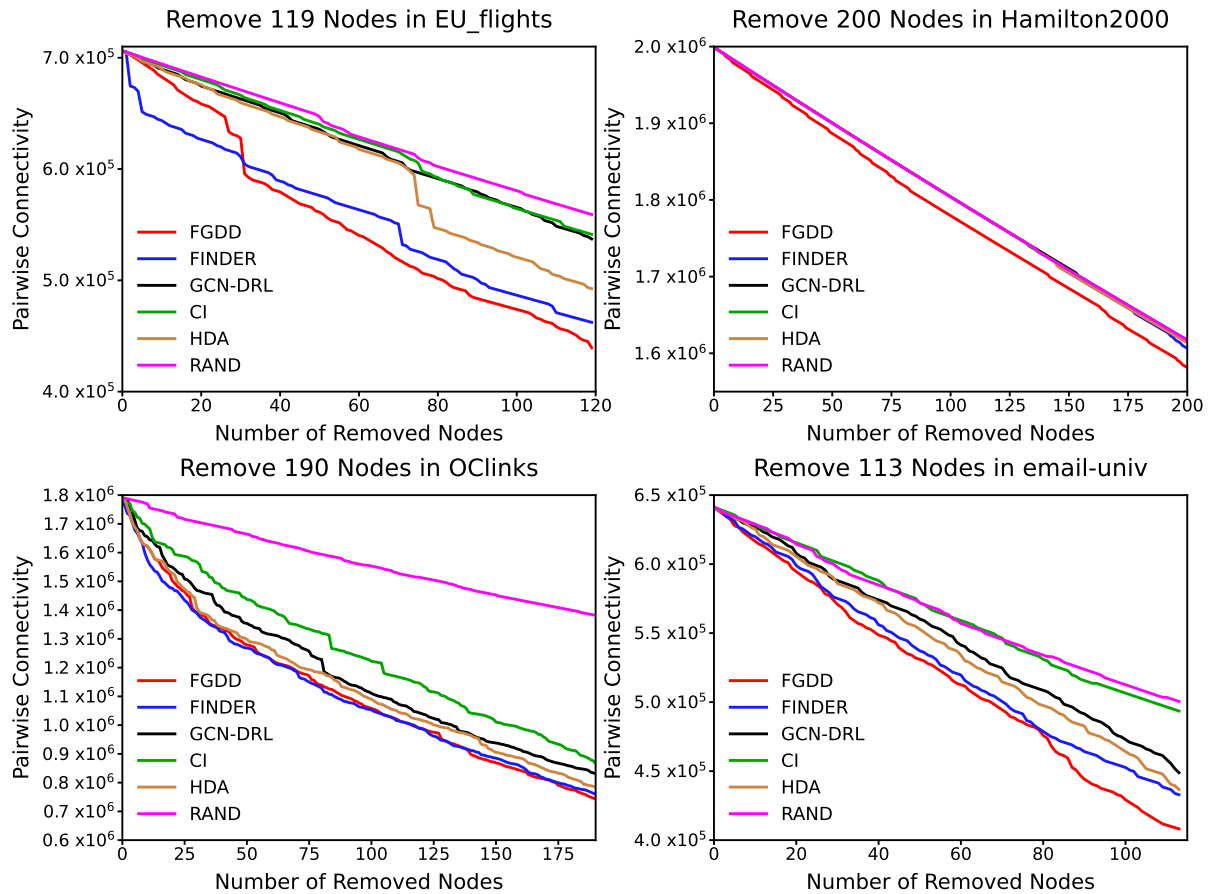


Fig. 3. Performance curves of FGDD and baseline methods under different  $K$  values. Here we show the pairwise connectivity decreasing trend for each step after removing the selected node.

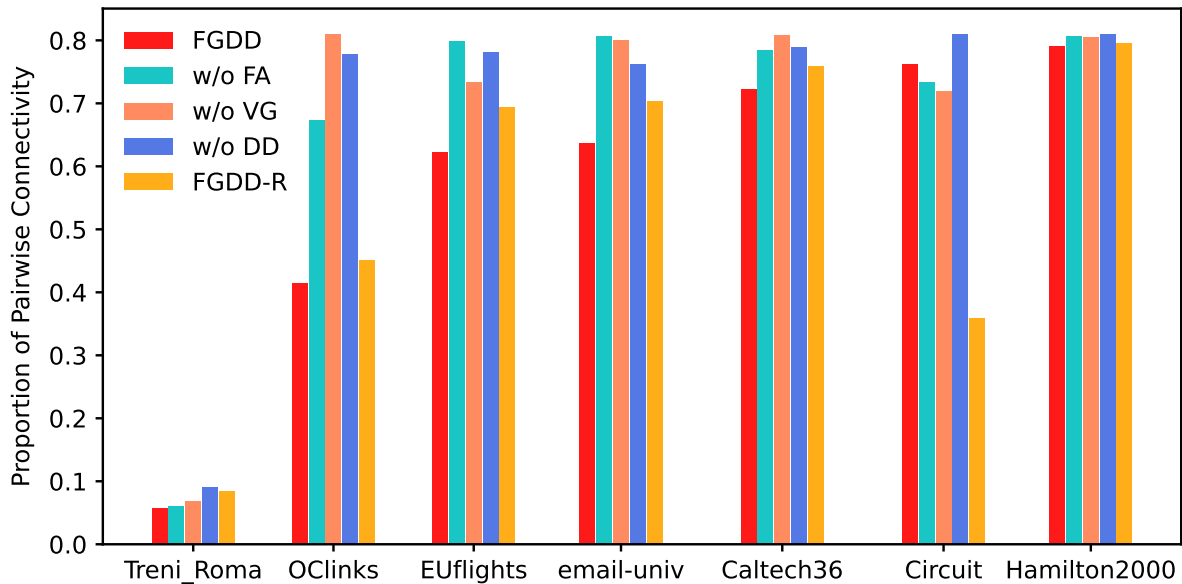


Fig. 4. Ablation study on real-world networks. We compare our FGDD method with its four variants by removing the feature aggregation (w/o FA) method, variance-constrained GAT (w/o VG) module, and dueling DDQN (w/o DD) module, respectively. In addition, We also report the results of FGDD under a different reward function (FGDD-R for short).

have demonstrated by using a recently proposed component-based neighborhood search. In addition, our model performs

well on social networks and has great potential to extend to solve other problems in complex networks, e.g., an influence

TABLE IV  
PERFORMANCE COMPARISON OF FGDD UNDER DIFFERENT GAT PARAMETERS IN TERMS OF PAIRWISE CONNECTIVITY

$ \mu $	Circuit	TreniRoma	Caltech36	email-univ	EUflights	OCLinks	Hamilton2000
2	25651	2149	233591	497503	568712	1023176	1599366
4	25425	1851	218136	495510	566581	854805	1606531
6	24310	1599	214846	442272	470942	747282	1519896
8	24090	1836	209634	408161	439460	743619	1581531

maximization problem.

As future work, two research potential directions should be pursued. A limitation of our approach is that it does not use any supervised information. We plan to employ it to guide the model training so that our model is able to achieve state-of-the-art performance. In addition, we also plan to verify the effectiveness of our model on a road transport network, such as the identification of critical road infrastructure.

#### ACKNOWLEDGMENT

We would like to thank the referees for their useful comments and suggestions.

#### REFERENCES

- [1] Z. Li, Q. Chen, and V. Koltun, "Combinatorial optimization with graph convolutional networks and guided tree search," in *Advances in Neural Information Processing Systems: NeurIPS 2018, December 3-8, 2018, Montréal, Canada*, 2018, pp. 537–546.
- [2] C. Fan, L. Zeng, Y. Sun, and Y.-Y. Liu, "Finding key players in complex networks through deep reinforcement learning," *Nature Machine Intelligence*, vol. 2, no. 6, pp. 317–324, 2020.
- [3] Y. Bai, D. Xu, Y. Sun, and W. Wang, "GLSearch: Maximum common subgraph detection via learning to search," in *Proceedings of the 38th International Conference on Machine Learning, ICML 2021, 18-24 July 2021, Virtual Event*, 2021, pp. 588–598.
- [4] Y. Wang, L. Gao, Y. Gao, and X. Li, "A graph guided convolutional neural network for surface defect recognition," *IEEE Transactions on Automation Science and Engineering*, vol. 19, no. 3, pp. 1392–1404, 2022.
- [5] Y. Luo, C. Lu, L. Zhu, and J. Song, "Graph convolutional network-based interpretable machine learning scheme in smart grids," *IEEE Transactions on Automation Science and Engineering*, vol. 20, no. 1, pp. 47–58, 2023.
- [6] A. Arulselvan, C. W. Commander, L. Eleftheriadou, and P. M. Pardalos, "Detecting critical nodes in sparse graphs," *Computers & Operations Research*, vol. 36, no. 7, pp. 2193–2200, 2009.
- [7] Y. Zhou, J. Hao, and F. W. Glover, "Memetic search for identifying critical nodes in sparse graphs," *IEEE Transactions on Cybernetics*, vol. 49, no. 10, pp. 3699–3712, 2019.
- [8] M. Xu, J. Wu, M. Liu, Y. Xiao, H. Wang, and D. Hu, "Discovery of critical nodes in road networks through mining from vehicle trajectories," *IEEE Transactions on Intelligent Transportation Systems*, vol. 20, no. 2, pp. 583–593, 2019.
- [9] Y. Zhou, J. Hao, Z. Fu, Z. Wang, and X. Lai, "Variable population memetic search: A case study on the critical node problem," *IEEE Transactions on Evolutionary Computation*, vol. 25, no. 1, pp. 187–200, 2021.
- [10] W. Zhang, K.-y. Liu, W. Sheng, S. Du, and D. Jia, "Critical node identification in active distribution network using resilience and risk theory," *IET Generation, Transmission & Distribution*, vol. 14, no. 14, pp. 2771–2778, 2020.
- [11] M. Doostmohammadian, H. R. Rabiee, and U. A. Khan, "Centrality-based epidemic control in complex social networks," *Social Network Analysis and Mining*, vol. 10, pp. 1–11, 2020.
- [12] Y. Zhou, T. Kundu, W. Qin, M. Goh, and J.-B. Sheu, "Vulnerability of the worldwide air transportation network to global catastrophes such as covid-19," *Transportation Research Part E: Logistics and Transportation Review*, vol. 154, p. 102469, 2021.
- [13] Y. Zhou, X. Zhang, N. Geng, Z. Jiang, S. Wang, and M. Zhou, "Frequent itemset-driven search for finding minimal node separators and its application to air transportation network analysis," *IEEE Transactions on Intelligent Transportation Systems*, vol. 24, no. 8, pp. 8348–8360, 2023b.
- [14] Y. Zhou, G. Wang, and M. Zhou, "Detecting k-vertex cuts in sparse networks via a fast local search approach," *IEEE Transactions on Computational Social Systems*, vol. 11, no. 2, pp. 1832–1842, 2024.
- [15] Y. Zhou, J. Li, J.-K. Hao, and F. Glover, "Detecting critical nodes in sparse graphs via "reduce-solve-combine" memetic search," *INFORMS Journal on Computing*, vol. 36, no. 1, pp. 39–60, 2024.
- [16] A. Baggio, M. Carvalho, A. Lodi, and A. Tramontani, "Multilevel approaches for the critical node problem," *Operations Research*, vol. 69, no. 2, pp. 486–508, 2021.
- [17] Y. Zhou, Z. Wang, Y. Jin, and Z.-H. Fu, "Late acceptance-based heuristic algorithms for identifying critical nodes of weighted graphs," *Knowledge-Based Systems*, vol. 211, p. 106562, 2021.
- [18] H. Salemi and A. Buchanan, "Solving the distance-based critical node problem," *INFORMS Journal on Computing*, vol. 34, no. 3, pp. 1309–1326, 2022.
- [19] Y. Zhou, G. Wang, J.-K. Hao, N. Geng, and Z. Jiang, "A fast tri-individual memetic search approach for the distance-based critical node problem," *European Journal of Operational Research*, vol. 308, no. 2, pp. 540–554, 2023.
- [20] W. Pullan, "Heuristic identification of critical nodes in sparse real-world graphs," *Journal of Heuristics*, vol. 21, no. 5, pp. 577–598, 2015.
- [21] R. Aringhieri, A. Grosso, P. Hosteins, and R. Scatamacchia, "Local search metaheuristics for the critical node problem," *Networks*, vol. 67, no. 3, pp. 209–221, 2016.
- [22] M. Di Summa, A. Grosso, and M. Locatelli, "Complexity of the critical node problem over trees," *Computers & Operations Research*, vol. 38, no. 12, pp. 1766–1774, 2011.
- [23] M. D. Summa, A. Grosso, and M. Locatelli, "Branch and cut algorithms for detecting critical nodes in undirected graphs," *Computational Optimization and Applications*, vol. 53, no. 3, pp. 649–680, 2012.
- [24] S. Shen and J. C. Smith, "Polynomial-time algorithms for solving a class of critical node problems on trees and series-parallel graphs," *Networks*, vol. 60, no. 2, pp. 103–119, 2012.
- [25] V. Kurin, S. Godil, S. Whiteson, and B. Catanzaro, "Can Q-learning with graph networks learn a generalizable branching heuristic for a SAT solver?" in *Advances in Neural Information Processing Systems: NeurIPS 2020, December 6-12, 2020, virtual*, H. Larochelle, M. Ranzato, R. Hadsell, M. Balcan, and H. Lin, Eds., 2020, pp. 9608–9621.
- [26] T. D. Barrett, W. R. Clements, J. N. Foerster, and A. I. Lvovsky, "Exploratory combinatorial optimization with reinforcement learning," in *Thirty-Fourth AAAI Conference on Artificial Intelligence, AAAI 2020, The Thirty-Second Innovative Applications of Artificial Intelligence Conference, IAAI 2020, The Tenth AAAI Symposium on Educational Advances in Artificial Intelligence, EAAI 2020, New York, NY, USA, February 7-12, 2020*, 2020, pp. 3243–3250.
- [27] Q. Wang and C. Tang, "Deep reinforcement learning for transportation network combinatorial optimization: A survey," *Knowledge-Based Systems*, vol. 233, p. 107526, 2021.
- [28] J. Kou, P. Jia, J. Liu, J. Dai, and H. Luo, "Identify influential nodes in social networks with graph multi-head attention regression model," *Neurocomputing*, vol. 530, pp. 23–36, 2023.
- [29] P. Jia, J. Kou, J. Liu, J. Dai, and H. Luo, "SRFA-GRL: Predicting group influence in social networks with graph representation learning," *Information Sciences*, vol. 638, p. 118960, 2023.
- [30] Y. Bengio, A. Lodi, and A. Prouvost, "Machine learning for combinatorial optimization: a methodological tour d'horizon," *European Journal of Operational Research*, vol. 290, no. 2, pp. 405–421, 2021.
- [31] T. N. Kipf and M. Welling, "Semi-supervised classification with graph convolutional networks," in *5th International Conference on Learning*

- Representations, ICLR 2017, Toulon, France, April 24-26, 2017, Conference Track Proceedings*, 2017.
- [32] M. Chen, Z. Wei, Z. Huang, B. Ding, and Y. Li, "Simple and deep graph convolutional networks," in *Proceedings of the 37th International Conference on Machine Learning, ICML 2020, 13-18 July 2020, Virtual Event*, 2020, pp. 1725–1735.
- [33] T. S. Jepsen, C. S. Jensen, and T. D. Nielsen, "Relational fusion networks: Graph convolutional networks for road networks," *IEEE Transactions on Intelligent Transportation Systems*, vol. 23, no. 1, pp. 418–429, 2022.
- [34] E. Yu, Y. Wang, Y. Fu, D. Chen, and M. Xie, "Identifying critical nodes in complex networks via graph convolutional networks," *Knowledge-Based Systems*, vol. 198, p. 105893, 2020.
- [35] W. L. Hamilton, Z. Ying, and J. Leskovec, "Inductive representation learning on large graphs," in *Advances in Neural Information Processing Systems: NeurIPS 2017, December 4-9, 2017, Long Beach, CA, USA*, 2017, pp. 1024–1034.
- [36] H. Kamarthi, P. Vijayan, B. Wilder, B. Ravindran, and M. Tambe, "Influence maximization in unknown social networks: Learning policies for effective graph sampling," in *Proceedings of the 19th International Conference on Autonomous Agents and Multiagent Systems, AAMAS '20, Auckland, New Zealand, May 9-13, 2020*, 2020, p. 575–583.
- [37] G. Zhao, P. Jia, A. Zhou, and B. Zhang, "InfGCN: Identifying influential nodes in complex networks with graph convolutional networks," *Neurocomputing*, vol. 414, pp. 18–26, 2020.
- [38] E. Yu, Y. Fu, J. Zhou, H. Sun, and D. Chen, "Predicting critical nodes in temporal networks by dynamic graph convolutional networks," *Applied Sciences*, vol. 13, no. 12, 2023.
- [39] M. Yang, G. Liu, Z. Zhou, and J. Wang, "Partially observable mean field multi-agent reinforcement learning based on graph attention network for UAV swarms," *Drones*, vol. 7, no. 7, p. 476, 2023.
- [40] Z. Wu, S. Pan, F. Chen, G. Long, C. Zhang, and S. Y. Philip, "A comprehensive survey on graph neural networks," *IEEE Transactions on Neural Networks and Learning Systems*, vol. 32, no. 1, pp. 4–24, 2020.
- [41] C. Huang, H. Xu, Y. Xu, P. Dai, L. Xia, M. Lu, L. Bo, H. Xing, X. Lai, and Y. Ye, "Knowledge-aware coupled graph neural network for social recommendation," in *Thirty-Fifth AAAI Conference on Artificial Intelligence, AAAI 2021, Thirty-Third Conference on Innovative Applications of Artificial Intelligence, IAAI 2021, The Eleventh Symposium on Educational Advances in Artificial Intelligence, EAAI 2021, Virtual Event, February 2-9, 2021*, 2021, pp. 4115–4122.
- [42] M. Li and Z. Zhu, "Spatial-temporal fusion graph neural networks for traffic flow forecasting," in *Thirty-Fifth AAAI Conference on Artificial Intelligence, AAAI 2021, Thirty-Third Conference on Innovative Applications of Artificial Intelligence, IAAI 2021, The Eleventh Symposium on Educational Advances in Artificial Intelligence, EAAI 2021, Virtual Event, February 2-9, 2021*, 2021, pp. 4189–4196.
- [43] P. Velickovic, G. Cucurull, A. Casanova, A. Romero, P. Liò, and Y. Bengio, "Graph attention networks," in *6th International Conference on Learning Representations, ICLR 2018, Vancouver, BC, Canada, April 30 - May 3, 2018, Conference Track Proceedings*, 2018.
- [44] Y. Zhang, B. Xu, and T. Zhao, "Convolutional multi-head self-attention on memory for aspect sentiment classification," *IEEE/CAA Journal of Automatica Sinica*, vol. 7, no. 4, pp. 1038–1044, 2020.
- [45] O. Anschel, N. Baram, and N. Shimkin, "Averaged-DQN: Variance reduction and stabilization for deep reinforcement learning," in *Proceedings of the 34th International Conference on Machine Learning, ICML 2017, Sydney, NSW, Australia, 6-11 August 2017*, 06–11 Aug 2017, pp. 176–185.
- [46] V. Mnih, K. Kavukcuoglu, D. Silver, A. A. Rusu, J. Veness, M. G. Bellemare, A. Graves, M. Riedmiller, A. K. Fidjeland, G. Ostrovski *et al.*, "Human-level control through deep reinforcement learning," *Nature*, vol. 518, no. 7540, pp. 529–533, 2015.
- [47] Z. Wang, T. Schaul, M. Hessel, H. Hasselt, M. Lanctot, and N. Freitas, "Dueling network architectures for deep reinforcement learning," in *Proceedings of the 33rd International Conference on Machine Learning, ICML 2016, New York City, NY, USA, June 19-24, 2016*, 2016, pp. 1995–2003.
- [48] R. A. Rossi and N. K. Ahmed, "The network data repository with interactive graph analytics and visualization," in *Proceedings of the Twenty-Ninth AAAI Conference on Artificial Intelligence, January 25-30, 2015, Austin, Texas, USA*, 2015, pp. 4292–4293.
- [49] D. P. Kingma and J. Ba, "Adam: A method for stochastic optimization," in *3rd International Conference on Learning Representations, ICLR 2015, San Diego, CA, USA, May 7-9, 2015, Conference Track Proceedings*, 2015.


- [50] J. Demsar, "Statistical comparisons of classifiers over multiple data sets," *The Journal of Machine Learning Research*, vol. 7, pp. 1–30, 2006.



**Xuwei Tan** received his B.Eng. degree in Computer Science from the East China University of Science and Technology, Shanghai, China, in 2021. He was a Research Assistant at Shanghai Jiao Tong University. He is now pursuing a Ph.D. degree in Computer Science at the Ohio State University. His research interests include machine learning and combinatorial optimization.



**Yangming Zhou** (Senior Member, IEEE) received his Ph.D. degree from the University of Angers, Angers, France, in 2018. He is now an Associate Professor at Shanghai Jiao Tong University, Shanghai, China. His research interests include machine learning, meta-heuristics, combinatorial optimization, and their applications in transportation and logistics. He has published over 50 international journal or conference papers.



**MengChu Zhou** (Fellow, IEEE) received his Ph.D. degree from Rensselaer Polytechnic Institute, Troy, NY in 1990 and then joined New Jersey Institute of Technology where he is now a Distinguished Professor. His interests are in Petri nets, automation, robotics, Internet of Things, big data, and artificial intelligence. He has over 1200 publications including 17 books, 850+ journal papers (650+ in IEEE Transactions), 31 patents and 32 book-chapters. He is Fellow of IFAC, AAAS, CAA and NAI.



**Zhang-Hua Fu** received his Ph.D. degree from Huazhong University of Science and Technology, Wuhan, China, in 2011. He is now a Research Fellow at the Chinese University of Hong Kong, Shenzhen, China. His research interests include combinatorial optimization, operations research and artificial intelligence. He has over 30 international journal or conference papers, including publications in IEEE TC, IEEE TEVC, IEEE TASE, IEEE TITS, JOC, EJOR, AAAI and IJCAI.