

Closed-Loop Nash Competition for Liquidity*

Alessandro Micheli[†], Johannes Muhle-Karbe, and Eyal Neuman

Department of Mathematics, Imperial College London

December 7, 2021

Abstract

We study a multi-player stochastic differential game, where agents interact through their joint price impact on an asset that they trade to exploit a common trading signal. In this context, we prove that a *closed-loop* Nash equilibrium exists if the price impact parameter is small enough. Compared to the corresponding open-loop Nash equilibrium, both the agents' optimal trading rates and their performance move towards the central-planner solution, in that excessive trading due to lack of coordination is reduced. However, the size of this effect is modest for plausible parameter values.

Mathematics Subject Classification (2010): 49N90, 91A25, 91G10, 93E20

JEL Classification: C73, C02, C61, G11, G12

Keywords: price impact, stochastic games, closed-loop Nash equilibrium

1 Introduction

Most quantitative trading strategies are based on some form of “signals” about future price changes. A major obstacle to make such strategies profitable in practice is the adverse price impact caused by the rapid execution of large orders. In particular for large portfolios, this requires to strike a delicate balance between exploiting trading opportunities, but only doing so if the respective signals are strong and persistent enough to outweigh the associated trading costs.

*The authors are grateful to Dan Lacker and Kasper Larsen for fruitful discussions and pointing out a number of pertinent references.

[†]Supported by the EPSRC Centre for Doctoral Training in Mathematics of Random Systems: Analysis, Modelling and Simulation (EP/S023925/1).

Accordingly, a large and rapidly growing literature studies how to optimally exploit trading signals with various dynamics in the presence of superlinear trading costs as in the models pioneered by [Almgren and Chriss \(2000\)](#), cf., e.g., [Gârleanu and Pedersen \(2013, 2016\)](#); [Cartea and Jaimungal \(2016\)](#); [Moreau, Muhle-Karbe, and Soner \(2017\)](#); [Lehalle and Neuman \(2019\)](#); [Collin-Dufresne, Daniel, and Saglam \(2020\)](#) and the references therein.¹ In this context, many investors use variants of the same trading signals, such as moving averages of past price changes ([Gârleanu and Pedersen, 2013](#)), order-book imbalances ([Cont and de Larrard, 2013](#); [Cont, Kukanov, and Stoikov, 2014](#); [Lipton, Pesavento, and Sotiropoulos, 2013](#); [Cartea and Jaimungal, 2016](#); [Lehalle and Neuman, 2019](#)), or price-dividend ratios ([Barberis, 2000](#)). Such “crowded” signals naturally lead to stochastic games, where the agents interact through the rates at which they draw on the same pool of liquidity.

“Market-impact games” of this kind have been analyzed in depth for the optimal execution of a single exogenously given order, exploiting that the corresponding optimal trading patterns are deterministic in many cases as, cf. [Brunnermeier and Pedersen \(2005\)](#); [Carlin, Lobo, and Viswanathan \(2007\)](#); [Schied and Schöneborn \(2009\)](#) as well as many more recent studies.² More recently, a number of papers also analyze the competition for liquidity between agents that trade to exploit a common trading signal ([Voß, 2019](#); [Drapeau, Luo, Schied, and Xiong, 2021](#); [Evangelista and Thamsten, 2020](#); [Neuman and Voß, 2021](#)). To obtain tractable results, these papers focus on *open-loop* Nash equilibria. This means that each player considers the others’ actions to be fixed, when deciding whether to unilaterally deviate from the putative equilibrium. Each player’s optimality condition can in turn be derived in analogy to the single-agent version of the model, with the other agents’ actions acting as additional exogenous inputs. A Nash equilibrium can in turn be derived in a second step by imposing the consistency condition that all single-agent optimality conditions must hold simultaneously. For optimal trading problems with mean-reverting signals and linear price impact, this leads to multidimensional but linear systems of forward-backward stochastic differential equations, which admit closed-form solutions.

Even more tractable results obtain in the mean-field limit of many small agents, which often reduces the analysis to single-agent stochastic control problems with the average of all agents actions acting as an additional exogenous input. In the present context, such models have been studied by [Cardaliaguet and Lehalle \(2018\)](#); [Casgrain and Jaimungal \(2019, 2020\)](#); [Fu, Graewe, Horst, and Popier \(2021\)](#); [Neuman and Voß \(2021\)](#), for example.

In contrast, much less is known about *closed-loop* Nash equilibria, where other agents react to unilateral deviations from a putative equilibrium. More specifically,

¹Linear costs corresponding to bid-ask spreads, which are the dominant frictions for somewhat smaller portfolios, are studied in [De Lataillade et al. \(2012\)](#); [Martin \(2014\)](#), for example.

²In particular, [Chen, Choi, Larsen, and Seppi \(2021b\)](#) show how to endogenize price dynamics, interest rates, and permanent price impact in a setting with deterministic trading schedules.

each agent then assumes that the feedback form of the others’ controls are fixed but takes into account unilateral deviations through their impact on the state variables of the model. The controls of the other agents in turn can no longer be treated as an exogenous input for the single-agent optimization, leading to a much more involved coupling between the agents’ individual optimality conditions.

In this paper, we study a stylized model for such closed-loop Nash equilibria, and analyze how this more sophisticated form of competition changes optimal trading patterns and welfare relative to the open-loop and to a central-planner solution. In order to obtain tractable results, we focus on a symmetric infinite-horizon model,³ where a finite number of identical agents trade a risky asset, whose returns are partially predictable through a trading signal with Ornstein-Uhlenbeck dynamics. All agents’ trading problems are intertwined through their common linear (instantaneous) price impact on the asset’s execution price.

We show that the corresponding individual optimality and consistency conditions can be expressed in terms of a system of nonlinear algebraic equations. Unlike in more complex settings with endogenous price dynamics (Sannikov and Skrzypacz, 2016; Obizhaeva and Wang, 2019), we then prove that this system has a unique solution when the price impact parameter λ is small enough. With this solution in hand, we can in turn verify that the proposed candidate indeed is a closed-loop Nash equilibrium, which is unique in the linear class that contains the (globally unique) open-loop and central-planner solutions. This analysis is complicated by the fact that even in the limit $\lambda = 0$, the system does not admit a tractable solution as in single-agent models (Gârleanu and Pedersen, 2016). Therefore, in order to show that our candidate value function is well defined and establish a verification theorem, we need to establish and exploit various implicit properties of the solution.

At the leading order for small price impact, the equilibrium trading rates admit asymptotic expansions, which disentangle the effects of trading costs, inventory costs and Nash competition between the agents. In our model, limited liquidity creates a negative externality, where agents only internalize the adverse effects that their price impact has on their own execution rates but not others’. Accordingly, Nash competition leads to excessive trading relative to the central-planner benchmark. Closed-loop equilibria, where agents react to out-of-equilibrium deviations, move part of the way from the open-loop solution to its central-planner counterpart. By somewhat reducing excessive trading, they in turn also reduce the “price of anarchy” by which the agents’ optimal performance is reduced due to the lack of perfect coordination.⁴

³Finite-horizon models lead to analytically intractable systems of coupled differential equations already for stochastic factor processes, compare Carmona and Yang (2008). In a different price impact model (where agents’ holdings affect future expected returns), existence results for a finite horizon model have been obtained by Chen, Choi, Larsen, and Seppi (2021a).

⁴Unlike in Chen et al. (2021b), where the difference between Nash equilibria and central planner solutions disappears over time, this difference is persistent in our model due to the changes in the investment opportunity set.

However, both asymptotically and by the numerical computation of the exact equilibrium for realistic model parameters from [Collin-Dufresne et al. \(2020\)](#), we find that the closed-loop equilibrium quantitatively lies much closer to its open-loop counterpart than to the central-planner solution. At least for the symmetric model that we consider here, this suggests that open-loop models can indeed serve as an accurate but much more tractable proxy for closed-loop Nash equilibria.

To the best of our knowledge, the present paper is the first existing example in the literature where open-loop and closed-loop equilibria are compared qualitatively and quantitatively in a finite-player game with interaction through the controls. Such comparisons were derived by [Carmona et al. \(2015\)](#) for systemic risk games, for example, which involve interactions through the state processes, but not through the controls. [Lacker and Zariphopoulou \(2019\)](#); [Lacker and Soret \(2020\)](#); [Chen et al. \(2021b\)](#) computed explicit closed-loop Nash equilibria for games with interactions through the controls, but the controls happen to be deterministic so that the open-loop and closed-loop equilibria coincide.

Some related work has appeared recently on convergence of the finite-player Nash equilibrium to the corresponding mean-field equilibrium in various settings. [Laurière and Tangpi \(2020\)](#) proved such convergence results for open-loop equilibria of games with idiosyncratic noise for each of the players. [Neuman and Voß \(2021\)](#) studied the corresponding problem for execution games with common noise. [Lacker and Le Flem \(2021\)](#) and [Djete \(2021\)](#) proved the convergence of closed-loop solutions (under the a-priori assumption that they exist) to the mean-field solution in the case where each player is influenced by idiosyncratic and common noise. In both these papers the idiosyncratic noise is crucial to establish the convergence. Even though the game in the present paper only has common noise, numerical evidence suggests that open- and closed-loop nevertheless converge to the same mean-field limits. A rigorous proof of this result is a challenging open problem for future research.

The remainder of this article is organized as follows. In [Section 2](#) we present the multiplayer game. [Section 3](#) contains our main results on the corresponding closed-loop Nash equilibrium. A comparison between the closed-loop, open-loop and central-planner solution is subsequently presented in [Section 4](#). [Section 5](#) outlines the heuristic derivation of the closed-loop equilibrium. The rigorous proofs of these results are in turn developed in [Section 6](#); the most onerous calculations are delegated to the appendix for better readability.

2 Model

2.1 Financial Market

Throughout the paper, we fix a filtered probability space $(\Omega, \mathcal{F}, (\mathcal{F}_t)_{t \geq 0}, \mathbb{P})$ supporting two standard Brownian motions $(W_t^P)_{t \geq 0}$ and $(W_t)_{t \geq 0}$. We consider a financial market with two assets. The first one is safe, with price normalised to one. The other asset is risky; its exogenous unaffected price process $(P_t)_{t \geq 0}$ has dynamics

$$dP_t = \mu_t dt + \sigma_P dW_t^P. \quad (2.1)$$

Here, the volatility is a positive constant σ_P ; the expected returns have mean-reverting Ornstein-Uhlenbeck dynamics,

$$d\mu_t = -\beta\mu_t dt + \sigma dW_t, \quad (2.2)$$

for positive constants β, σ . (We set the mean-reversion level to zero to simplify the already involved algebra below.) The current expected return μ_t can be interpreted as a signal about future price changes, such as dividend yields (Barberis, 2000), moving averages of past returns (Gârleanu and Pedersen, 2013; Martin, 2014), or order-book imbalances (Cont et al., 2014; Lipton et al., 2013; Cartea and Jaimungal, 2016; Lehalle and Neuman, 2019), for example.

2.2 Agents

The assets are traded by $N \geq 2$ identical agents indexed by $n = 1, \dots, N$. Starting from zero initial positions, they adjust their risky holdings $\varphi^n = (\varphi_t^n)_{t \geq 0}$ at absolutely continuous trading rates $\dot{\varphi}_t^n = d\varphi_t^n/dt$, because their *aggregate* trading activity $\dot{\varphi} = (\dot{\varphi}^1, \dots, \dot{\varphi}^N)$ has an adverse linear temporary impact on the execution price:

$$P_t^{\dot{\varphi}} = P_t + \lambda \sum_{i=1}^N \dot{\varphi}_t^i, \quad t \geq 0, \quad (2.3)$$

for a positive constant λ . For each agent n , the others' trading rates are denoted by

$$\dot{\varphi}^{-n} = (\dot{\varphi}^1, \dots, \dot{\varphi}^{n-1}, \dot{\varphi}^{n+1}, \dots, \dot{\varphi}^N).$$

As in Gârleanu and Pedersen (2016), the agents choose their trading rates $\dot{\varphi}^n$ to maximize expected discounted returns over an infinite horizon, penalized for risk and transaction costs (relative to the unaffected execution prices):

$$J^n(\dot{\varphi}^n; \dot{\varphi}^{-n}) = E \left[\int_0^\infty e^{-\rho t} \left(\mu_t \varphi_t^n - \frac{\gamma}{2} (\varphi_t^n)^2 - \lambda \dot{\varphi}_t^n \left(\sum_{i=1}^N \dot{\varphi}_t^i \right) \right) dt \right]. \quad (2.4)$$

Here, $\rho > 0$ is the time-discount rate and $\gamma > 0$ penalizes risk through a running cost on the agents' squared inventories.⁵ To ensure that all terms in these goal functionals are well defined, we focus on *admissible* trading rates $\dot{\varphi} = (\dot{\varphi}^1, \dots, \dot{\varphi}^N) \in \mathcal{A}_\rho^N$, where \mathcal{A}_ρ denotes the progressively measurable processes $(X_t)_{t \geq 0}$ that satisfy $E \left[\int_0^\infty e^{-\rho t} X_t^2 dt \right] < \infty$ and \mathcal{A}_ρ^N is an N -dimensional vector of such processes.

2.3 Nash Equilibrium

Due to their joint impact on the execution price (2.3) of the risky asset, the agents' optimization problems (2.4) are intertwined. Their interaction accordingly has to be studied in a game-theoretic fashion:

Definition 2.1. *Admissible trading rates $\dot{\varphi} = (\dot{\varphi}^1, \dots, \dot{\varphi}^N)$ form a Nash equilibrium if, given the trading rates $\dot{\varphi}^{-n}$ of the other agents, no agent $n = 1, \dots, N$ has an incentive to deviate from the equilibrium because $\dot{\varphi}^n$ already maximizes the corresponding goal functional (2.4).*

In dynamic models, different notions of Nash equilibria arise depending on whether agents anticipate that others may react if they deviate from the equilibrium. In the present context, a number of recent papers (Voß, 2019; Casgrain and Jaimungal, 2020; Neuman and Voß, 2021) study *open-loop* Nash equilibria, where each agent treats the others' trading rates as fixed stochastic processes. This means that agents do not consider at all how the others may react if they were to deviate from the equilibrium.

In this paper, we extend this analysis by solving for a *closed-loop* Nash equilibrium in feedback form (Carmona, 2016, Chapter 5.1.2). To wit, each agent considers the others' feedback controls to be fixed, but takes into account how their own deviations from the equilibrium impact others' trading through their effect on the model's state variables.⁶ In the present context, single-agent optimal trading rates (Gârleanu and Pedersen, 2016) and open-loop Nash equilibria (Voß, 2019) are functions of the (exogenous) trading signal μ_t and the (endogenous) risky positions $\varphi_t = (\varphi_t^1, \dots, \varphi_t^N)$ of the agents. We therefore naturally search for a closed-loop equilibrium in the same class of strategies. If agents unilaterally deviate from the equilibrium, this changes their positions and then in turn feeds back into the trades of the other agents.

⁵As in many related studies, this is a reduced-form proxy for an exponential utility function with constant absolute risk aversion. Formally carrying out the analysis below for such a goal functional is still feasible by adapting single-agent results (Champonnois et al., 2021). However, in the present game-theoretic context this would lead to a very high-dimensional system of nonlinear equations for which existence is unclear as in Obizhaeva and Wang (2019).

⁶The even more sophisticated notion of “subgame perfect Nash equilibria” is studied by Chen, Choi, Larsen, and Seppi (2021a) in a model where agents' holdings affect the expected returns of the risky asset. This means that even the feedback controls of the other agents are not fixed out of equilibrium, but have to solve an appropriate optimization problem, too. For the present model with instantaneous trading costs, this form of interaction does not appear to be tractable.

Formally, this leads to the following notion of Nash equilibrium.

Definition 2.2 ((Admissible) Feedback Controls). *A feedback trading rate is a function $\dot{\varphi} : \mathbb{R}^{1+N} \rightarrow \mathbb{R}^N$ that maps the current value of the signal μ_t and the agents' risky positions $\varphi_t = (\varphi_t^1, \dots, \varphi_t^N)$ to the rates at which the agents' risky positions are adjusted. A trading rate is admissible if the \mathbb{R}^N -valued system of controlled positions*

$$d\varphi_t = \dot{\varphi}(\mu_t, \varphi_t)dt$$

has a unique solution for which $\dot{\varphi} = (\dot{\varphi}(\mu_t, \varphi_t))_{t \geq 0}$ and φ belongs to \mathcal{A}_ρ^N .

Definition 2.3 (Closed-Loop Nash Equilibrium). *An admissible feedback control is a closed-loop Nash equilibrium, if no agent $n = 1, \dots, N$ has an incentive to deviate from the equilibrium in that*

$$J^n(\dot{\varphi}^n; \dot{\varphi}^{-n}) \geq J^n(\dot{\psi}^n; \dot{\varphi}^{-n}),$$

for all admissible feedback trading rates $\dot{\psi} = (\dot{\psi}^1, \dots, \dot{\psi}^{n-1}, \dot{\psi}^n, \dot{\psi}^{n+1}, \dots, \dot{\psi}^N)$ where the other agents' feedback controls remain fixed.

3 Main Results

We are now ready to state our main result. It shows that, for sufficiently small price impact λ , there exists a symmetric closed-loop Nash equilibrium. The corresponding equilibrium trading rate is linear with respect to the signal μ_t and the agents' inventories $\varphi_t = (\varphi_t^1, \dots, \varphi_t^N)$. More specifically, it tracks an “aim portfolio” (a constant multiple M_{aim} of the frictionless optimal holdings μ_t/γ) with a constant (relative) trading rate M_{rate} . This parallels results for single-agent models (Gârleanu and Pedersen, 2016), a central planner (Section 4.1), or open-loop equilibria (Vofß (2019); Casgrain and Jaimungal (2020) or Section 4.2). However the coefficients as well as the corresponding optimal value all depend on the form of the agents' strategic interaction. We discuss this in more detail in Section 4.3 below.

Theorem 3.1 (Closed-Loop Nash Equilibrium). *For sufficiently small λ , there exists a symmetric closed-loop equilibrium, where*

$$\dot{\varphi}_t^n = M_{rate} \left(M_{aim} \frac{\mu_t}{\gamma} - \varphi_t^n \right), \quad n = 1, \dots, N, \quad (3.1)$$

for some positive constants M_{rate}, M_{aim} . For a zero initial signal ($\mu_0 = 0$), the corresponding equilibrium value of the agents' goal functionals (2.4) is

$$J^n(\dot{\varphi}^n; \dot{\varphi}^{-n}) = \left(1 + 2\lambda N M_{rate}^2 \frac{M_{aim}}{\gamma} \right) \frac{M_{rate} M_{aim}}{\gamma} \frac{\sigma^2}{\rho(2\beta + \rho)(\beta + \rho + M_{rate})} - \frac{1}{\rho(2\beta + \rho)} \left(\frac{\sigma M_{rate} M_{aim}}{\gamma} \right)^2 \left(\lambda N + \frac{\gamma + 2\lambda N M_{rate}^2}{(\rho + 2M_{rate})(\beta + \rho + M_{rate})} \right). \quad (3.2)$$

For better readability, the lengthy proof of Theorem 3.1 is deferred to Section 6.

Remark 3.2. *The coefficients M_{rate} and M_{aim} in Theorem 3.1 are given by (6.7) and (6.17) in terms of the solution to the system of equations (5.5)–(5.11), (5.12)–(5.14), which can be expressed determined via the scalar equation (5.19). See Section 5 for more details.*

The constants in Theorem 3.1 are determined by the root of the scalar equation (5.19), which can readily be solved numerically. However, in order to disentangle the effects of holding costs γ , trading costs λ , and competition between N agents, it is also instructive to expand the solution for small λ . The proof of this result is again deferred to Section A.1.

Proposition 3.3. *For small price impact $\lambda \rightarrow 0$,*

$$M_{rate} = \sqrt{\frac{\gamma}{\lambda}} \Delta(N) + \mathcal{O}(1), \quad M_{aim} = 1 + \mathcal{O}(\sqrt{\lambda}), \quad (3.3)$$

for a nonnegative function $\Delta(N)$ that only depends on the number of agents N , cf. (5.22). For a zero initial signal ($\mu_0 = 0$), the corresponding equilibrium value of the agents' goal functional satisfies

$$J^n(\dot{\varphi}^n; \dot{\varphi}^{-n}) = \frac{\sigma^2}{2\rho\gamma(2\beta + \rho)} - \frac{\sqrt{\lambda}\sigma^2(1 + 2\Delta(N)^2N)}{4\gamma^{3/2}\rho\Delta(N)} + \mathcal{O}(\lambda). \quad (3.4)$$

Here, the function $\Delta(N)$ is determined by the unique root of the limiting version (5.20) of the scalar equation (5.19), which only depends on N but not the other model parameters.

4 Comparison to Other Forms of Interactions

We now discuss some of the quantitative and qualitative implications of Theorem 3.1 and Proposition 3.3. More specifically, we consider how the equilibrium trading rates and their performances depend on the number of agents and the nature of their strategic interaction.

4.1 Central Planner

To better understand the closed-loop Nash equilibrium, one natural reference point is the case where the agents cooperate perfectly, in that a “central planner” chooses all of their controls $\dot{\varphi} = (\dot{\varphi}^1, \dots, \dot{\varphi}^N)$ simultaneously in order to maximize the agents' average welfare:

$$\bar{J}(\dot{\varphi}) = \frac{1}{N} \sum_{n=1}^N J^n(\dot{\varphi}^n; \dot{\varphi}^{-n}).$$

By symmetry, maximizing the average welfare of the agents is equivalent to a single agent problem with price impact parameter $N\lambda$.⁷ Up to this adjustment the analysis is in complete analogy to [Gârleanu and Pedersen \(2016\)](#).

Optimum The optimal trading rates chosen by the central planner are

$$\dot{\varphi}_t^n = M_{rate}^{CP} \left(M_{aim}^{CP} \frac{\mu_t}{\gamma} - \varphi_t^n \right), \quad n = 1, \dots, N,$$

where

$$M_{rate}^{CP} = \sqrt{\frac{\gamma}{2N\lambda} + \frac{\rho^2}{4}} - \frac{\rho}{2} \in (0, \infty), \quad M_{aim}^{CP} = \frac{\sqrt{\frac{\gamma}{2N\lambda} + \frac{\rho^2}{4}} + \frac{\rho}{2}}{\sqrt{\frac{\gamma}{2N\lambda} + \frac{\rho^2}{4}} + \frac{\rho}{2} + \beta} \in (0, 1).$$

The corresponding optimal performance is

$$\bar{J}(\dot{\varphi}) = \frac{\sigma^2}{2\rho} \frac{1}{2N\lambda(\rho + 2\beta)} \left(\frac{\rho}{2} + \beta + \sqrt{\frac{\gamma}{2N\lambda} + \frac{\rho^2}{4}} \right)^{-2}.$$

Asymptotics For small price impact $\lambda \rightarrow 0$, Taylor-expansion of these explicit formulas shows

$$M_{rate}^{CP} = \sqrt{\frac{\gamma}{2N\lambda}} + \mathcal{O}(1), \quad M_{aim}^{CP} = 1 + \mathcal{O}(\lambda), \quad (4.1)$$

and

$$\bar{J}(\dot{\varphi}) = \frac{1}{2\gamma} \frac{\sigma^2}{\rho(2\beta + \rho)} - \frac{\sigma^2}{2\rho} \frac{\sqrt{2N}}{\gamma^{3/2}} \sqrt{\lambda} + \mathcal{O}(\lambda).$$

4.2 Open-Loop Nash Equilibrium

Another important benchmark is the case of *open-loop* Nash competition studied by [Voß \(2019\)](#); [Drapeau et al. \(2021\)](#); [Casgrain and Jaimungal \(2020\)](#); [Neuman and Voß \(2021\)](#):

Definition 4.1. *Admissible trading rates $\dot{\varphi} = (\dot{\varphi}^1, \dots, \dot{\varphi}^N)$ form an open-loop Nash equilibrium if no agent $n = 1, \dots, N$ has an incentive to deviate from the equilibrium, in that*

$$J^n(\dot{\varphi}^n, \dot{\varphi}^{-n}) \geq J^n(\dot{\psi}^n, \dot{\varphi}^{-n}),$$

for all admissible trading rates $\dot{\psi}^n \in \mathcal{A}_\rho$ of agent n .

⁷Put differently, in the “mean-field scaling” where each agent has mass $1/N$ so that the total mass of agents does not depend on N , the central-planner problem is exactly the same as each single agent’s.

Remark 4.2. *Let us again emphasize the difference between this notion and the closed-loop Nash competition studied in the present paper. In Definition 4.1, each agent treats the others' trading strategies as fixed stochastic processes when considering whether to deviate unilaterally from the equilibrium. In contrast, in closed-loop equilibria as in Definition 2.3, such deviations change the agent's own inventory and in turn feed back into the other agents' trading decisions through their feedback controls.*

Equilibrium For an open-loop equilibrium, each agent's optimality condition can be derived in analogy to the single agent case by treating the other agents' trading rates as fixed (Vof, 2019). In the transaction cost term, the corresponding first-order condition then leads to an integral of $\lambda(2\dot{\varphi}_t^1 + \sum_{n=2}^N \dot{\varphi}_t^n)$ rather than $\lambda 2\dot{\varphi}_t^1$ in the single-agent model.

In the symmetric case where all agents are identical and their trading strategies must therefore be the same, it follows that the open-loop equilibrium is again of the same form as the single-agent model, up to replacing the constant 2 with $N+1$ rather than with $2N$ as in the central-planner model throughout.

More specifically, in the unique open-loop Nash equilibrium each agent's optimal trading speed is given by

$$\dot{\varphi}_t^n = M_{rate}^{OL} \left(M_{aim}^{OL} \frac{\mu_t}{\gamma} - \varphi_t^n \right), \quad n = 1, \dots, N,$$

for

$$M_{rate}^{OL} = \sqrt{\frac{\gamma}{(N+1)\lambda} + \frac{\rho^2}{4}} - \frac{\rho}{2} \in (0, \infty), \quad M_{aim}^{OL} = \frac{\sqrt{\frac{\gamma}{(N+1)\lambda} + \frac{\rho^2}{4}} + \frac{\rho}{2}}{\sqrt{\frac{\gamma}{(N+1)\lambda} + \frac{\rho^2}{4}} + \beta} \in (0, 1).$$

For a zero initial signal, the agents' corresponding common optimal value is

$$J_{OL}^n(\dot{\varphi}^n; \dot{\varphi}^{-n}) = \left(1 + 2\lambda N (M_{rate}^{OL})^2 \frac{M_{aim}^{OL}}{\gamma} \right) \frac{M_{rate}^{OL} M_{aim}^{OL}}{\gamma} \frac{\sigma^2}{\rho(2\beta + \rho)(\beta + \rho + M_{rate}^{OL})} - \frac{1}{\rho(2\beta + \rho)} \left(\frac{\sigma M_{rate}^{OL} M_{aim}^{OL}}{\gamma} \right)^2 \left(\lambda N + \frac{\gamma + 2\lambda N (M_{rate}^{OL})^2}{(\rho + 2M_{rate}^{OL})(\beta + \rho + M_{rate}^{OL})} \right).$$

Asymptotics For small price impact $\lambda \rightarrow 0$, Taylor expansion of these explicit formulas shows that

$$M_{rate}^{OL} = \sqrt{\frac{\gamma}{(N+1)\lambda}} + \mathcal{O}(1), \quad M_{aim}^{OL} = 1 + \mathcal{O}(\lambda), \quad (4.2)$$

and

$$J_{OL}^n(\dot{\varphi}^n; \dot{\varphi}^{-n}) = \frac{1}{2\gamma} \frac{\sigma^2}{\rho(2\beta + \rho)} - \frac{\sigma^2(1 + 3N)}{4\rho\gamma^{3/2}\sqrt{1 + N}} \sqrt{\lambda} + \mathcal{O}(\lambda).$$

4.3 Comparison

We now compare the equilibrium trading strategies and their performance in the closed-loop equilibrium, the open-loop equilibrium, and the central-planner solution. To focus on the impact of the agents’ Nash competition rather than changes in overall risk-bearing capacity, we consider throughout the “mean-field scaling” where each agent has mass $1/N$, so that the total mass of agents in the economy does not change with N . The price impact parameter λ is then replaced by λ/N in the formulas above.

Trading Rates Comparison of the asymptotic trading rates (3.3), (4.1), and (4.2) shows that, in each case, the equilibrium trading rates for small price impact track the frictionless optimal holdings μ_t/γ , in parallel to general results for single-agent models (Moreau et al., 2017).

The relative trading speed M_{rate} with which this target strategy is tracked also depends in the same way on the ratio γ/λ of inventory and trading costs, but scales differently with the number N of agents in each model. To wit, the trading rate chosen by the social planner is multiplied by the constant $1/\sqrt{2}$ – by symmetry, the social optimum that can be achieved with perfect cooperation evidently does not depend on the number of agents. The respective factor in the corresponding open-loop Nash equilibrium $\sqrt{N/(1+N)}$ is larger. This is an example of the “tragedy of the commons” – without perfect cooperation, the agents overuse the common pool of liquidity available to all of them, because they only internalize the negative impact their trading has on their own execution prices but not on others’.

In the closed-loop equilibrium, the relative trading speed scales with $\Delta(N)\sqrt{N}$. As depicted in Figure 1, this multiplier lies between its counterparts for the open-loop equilibrium and the social planner solution for all values of N . The intuition is that, with closed-loop controls, agents at least partially slow down their trading when others are trading in the same direction. This reduces the negative externality somewhat and moves the agents closer to the social optimum. However, for all values of N and irrespective of the other model parameters, these asymptotic formulas suggest that the closed-loop equilibrium is a lot closer to its open-loop counterpart than to the social planner model. At least for the symmetric setting with identical agents studied here, this provides compelling evidence for using open-loop models as more tractable approximations of the generally very involved closed-loop analysis.

So far, we have focused on the crisp asymptotic formulas that one obtains in the limit for small price impact $\lambda \downarrow 0$. In this regime, the differences between the central-planner solution, open-loop and closed-loop Nash equilibria only depend on the number of agents, whereas the effect of all other model parameters scales out. We now assess the accuracy of the asymptotic approximations by comparing them to the numerical solution of the equations describing the exact closed-loop Nash equilibrium. Unlike for the asymptotic formulas, this requires realistic parameter values, both for

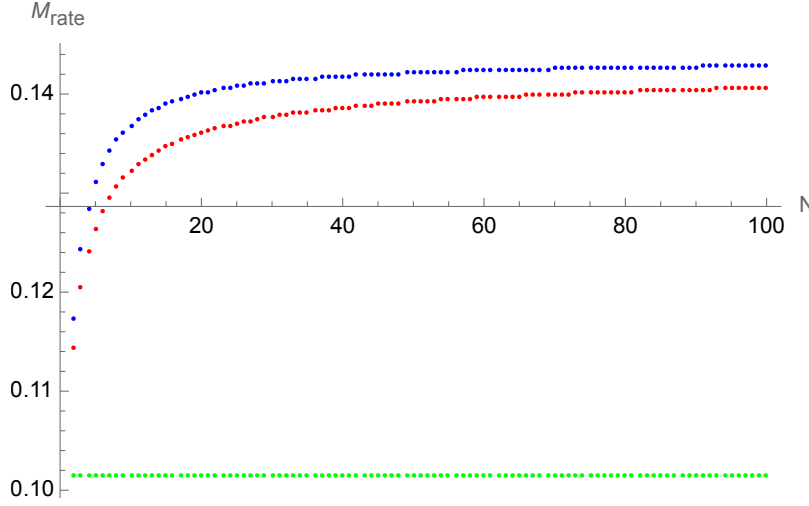


Figure 1: Leading-order asymptotics of the relative trading speeds in the central planner model (green, lowest curve), in the closed-loop equilibrium (red, middle curve) and in the open-loop equilibrium (blue, top curve) plotted against the number N of agents for the parameters from Table 1.

the predictive signal and the trading and inventory cost parameters.

To this end, we follow [Collin-Dufresne, Daniel, and Saglam \(2020\)](#). For a discrete-time version of the present model, they estimate the quadratic transaction cost parameter λ from a proprietary dataset of real transactions executed by a large investment bank. Whereas trading costs and volatilities are constant in our model, these are modulated by a four-state Markov chain in their paper, which also acts as a trading signal by affecting expected returns. In order to translate this to our model, we average volatilities and trading costs against the stationary distribution of the Markov chain, and estimate the parameters of our Ornstein-Uhlenbeck return (2.2) from a long simulated time series of the (centered) Markov chain.⁸ For the inventory cost γ , we use the medium value from ([Collin-Dufresne et al., 2020](#), Section 5.6). These parameter values are summarized in Table 1.

Figure 2 compares the asymptotic approximation of M_{rate} to its exact counterpart, computed numerically by solving the system of algebraic equations (5.5)–(5.11). Even though the size of the portfolios under consideration here is quite large (the frictionless portfolio μ_t/γ has a stationary standard deviation of about two hundred million shares), the asymptotic approximation of the relative trading speed turns out to be almost perfect for all values of N .

⁸As already mentioned above, we do not incorporate a nonzero mean-reversion level of the signal process here in order not to make the lengthy calculations for the closed-loop model even more involved.

Table 1: (Daily) Model Parameters

Parameter	Value
Price volatility σ_P	0.0088
Discount rate ρ	0.00004
Signal volatility σ	0.00015
Signal mean reversion β	0.070
Trading Cost λ	1.88×10^{-10}
Inventory Cost γ	$2.5 \times 10^{-8} \times \sigma_P^2$

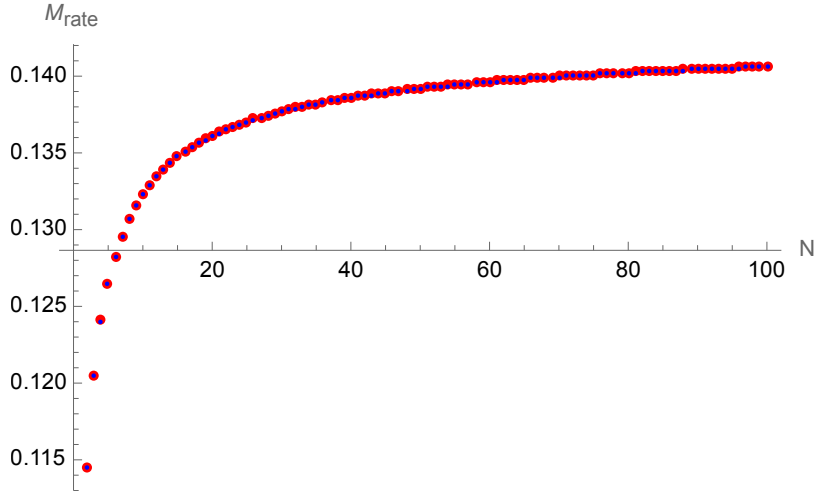


Figure 2: Relative trading speeds in the closed-loop equilibrium (small blue dots) and its asymptotic approximation (thick red dots), plotted against the number of agents N for the parameters from Table 1.

Aim Portfolios As illustrated by Figure 3, this is not the case for the aim portfolio. Indeed, for the large portfolio sizes considered here, the multiplier M_{aim} of the frictionless optimal portfolio is not close to its asymptotic value 1, but consistently below 70%.⁹ As for the relative trading speeds, the aim portfolio for the closed-loop model lies between its counterparts for the central-planner and open-loop models. The interpretation again is that trading activity is scaled back somewhat towards the social optimum, but still remains much closer to the closed-loop equilibrium for all values of N .

⁹In addition to the size of the portfolios, this is due to the relatively fast mean reversion of the trading signal considered in Collin-Dufresne et al. (2020). The dividend yield used a predictor in Barberis (2000) is much more persistent, for example, so that the leading-order asymptotics are considerably more accurate in this case.

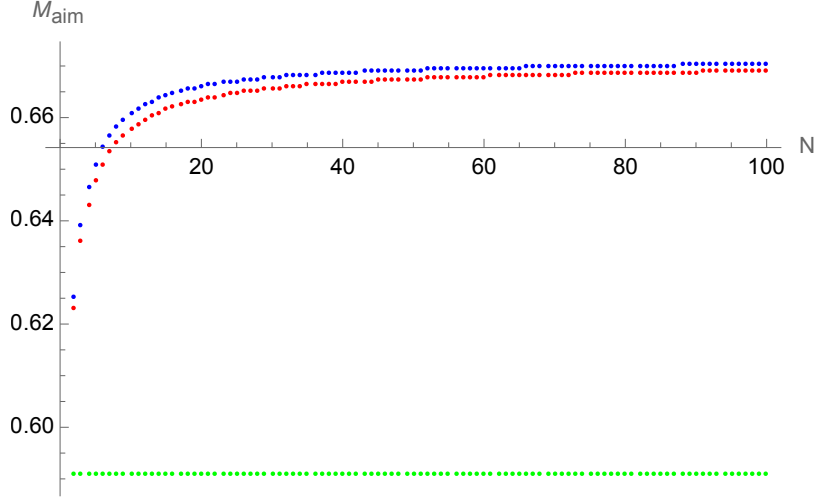


Figure 3: Multipliers M_{aim} for the aim portfolio $M_{aim} \times \mu_t/\gamma$ in the closed-loop equilibrium (red, middle curve), in the central-planner model M_{aim}^{CP} (green, lowest curve) and in the open-loop equilibrium, M_{aim}^{OL} (blue, top curve), plotted against the number of agents N for the parameters from Table 1.

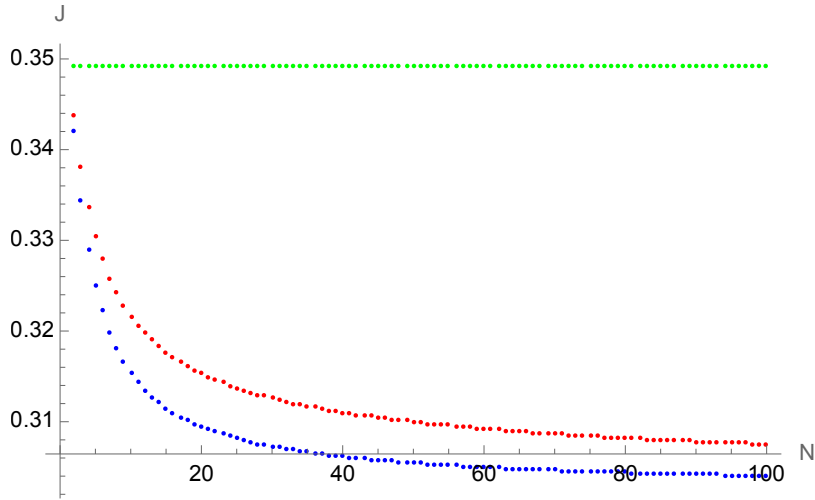


Figure 4: Optimal values in the central-planner model (green, top curve of dots), in the closed-loop equilibrium (red, middle curve), and in the open-loop equilibrium (blue, bottom curve) as fractions of the frictionless optimal value, plotted against the number of agents N for the parameters from Table 1.

Performance Since the aim portfolio changes considerably relative to its frictionless counterpart, the optimal values in the different models also need to be compared using the exact formulas in the respective models rather than relying on asymptotics alone. This is illustrated in Figure 4, where we plot the optimal performances with trading costs against the number N of agents in each model. To make these numbers easier to interpret, we report them as fractions of the optimal frictionless value. Recall that the closed-loop trading rates and aims portfolios move partially from the open-loop solution towards the central planner solution. Accordingly, the optimal values of the closed-loop equilibrium also fall between the open-loop model and the central-planner solution. The shortfall compared to the frictionless version of the model increases as the lack of cooperation becomes more and more severe for large N . This is called the “price of anarchy” in the game-theory literature.

Mean-Field Limit? The numerical results reported above suggest that the open-loop and closed-loop models lead to rather similar results for realistic parameter values. An intriguing theoretical question is whether the difference vanishes completely in the “mean-field limit” of many small agents.

Rigorous convergence results of this kind have recently been obtained for models with interaction through the controlled state processes (Lacker, 2020; Lacker and Le Flem, 2021) and for “extended” mean-field games with interaction through the agents’ controls (Djete, 2021). However in their setup, each agent is also affected by an idiosyncratic noise, which is crucial to the proof of convergence. It is an important question for future research to study similar limiting results to generic “extended” mean-field games, where the only source of randomness is a common noise, as in the present paper. To prove this convergence result in our setting, one would have to study the large- N asymptotics of the system of equations (5.5)–(5.11), (5.12)–(5.14) characterizing our closed-loop equilibrium for the rescaled trading cost λ/N . We do not pursue this here but report some positive numerical evidence in Figure 5, which plots the ratio of the optimal values in the closed-loop and open-loop models for numbers of agents up to $N = 1000$.

5 Heuristics for the Closed-Loop Equilibrium

In single-agent models (Gârleanu and Pedersen, 2016), the optimal trading rate for Ornstein-Uhlenbeck returns (2.2) is linear both in the current trading signal and in the agent’s current position. In open-loop equilibria, the agents’ optimal trading rates also depend on these two state variables as well as the other agents’ positions in a linear fashion (Voß, 2019; Casgrain and Jaimungal, 2020). Accordingly, we search for closed-loop equilibria in the same linear class.

To this end it suffices, by symmetry, to focus on the optimization problem of agent

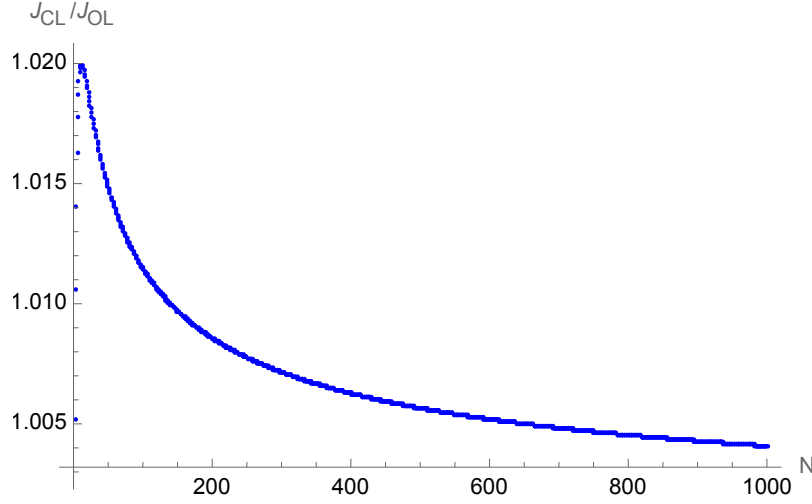


Figure 5: Ratio of the optimal values in the closed loop and in the open-loop equilibria, plotted against the number of agents N for the parameters from Table 1.

$n = 1$, when the feedback trading rates of the other agents are fixed:

$$\dot{\varphi}_t^n = \bar{a}\mu_t + \bar{b} \sum_{m \neq n} \varphi_t^m - \bar{c}\varphi_t^n, \quad n = 2, \dots, N. \quad (5.1)$$

Here, $\bar{a}, \bar{b}, \bar{c} > 0$, so that the above ansatz implies that agents try to reduce their own positions, but trade less to reduce price impact costs if others have the same objective. When the trading rates of agents $n = 2, \dots, N$ are fixed, agent $n = 1$ faces a standard stochastic control problem of choosing their own trading rate $\dot{\varphi}^1$ to maximize

$$E \left[\int_0^T e^{-\rho t} \left(\mu_t \varphi_t^1 - \frac{\gamma}{2} (\varphi_t^1)^2 - \lambda \dot{\varphi}_t^1 (\dot{\varphi}_t^1 + (N-1)(\bar{a}\mu_t + \bar{b}((N-2)\bar{\varphi}_t + \varphi_t^1) - \bar{c}\bar{\varphi}_t)) \right) dt \right].$$

Here, φ_t^1 and the (symmetric) positions $\bar{\varphi}_t = \varphi_t^2 = \dots = \varphi_t^N$ of the other agents have the coupled controlled dynamics

$$\begin{aligned} d\varphi_t^1 &= \dot{\varphi}_t^1 dt, \\ d\bar{\varphi}_t &= (\bar{a}\mu_t + \bar{b}((N-2)\bar{\varphi}_t + \varphi_t^1) - \bar{c}\bar{\varphi}_t) dt. \end{aligned}$$

By linearity of these dynamics and those of the exogenous state process μ_t , we make the ansatz that the value function of agent 1 is purely quadratic in the current signal $\mu_t = m$, agent 1's own current position $\varphi_t^1 = x$, and the other agents' positions $\bar{\varphi}_t = y$ (which are all the same given that they apply the same trading rates (5.1)):

$$V(x, y, m) = -\frac{a}{2}x^2 + \frac{b}{2}y^2 + \frac{c}{2}m^2 - dxy + exm + fym + g, \quad (5.2)$$

for constants a, b, c, d, e, f, g to be determined.

Remark 5.1. *If the Ornstein-Uhlenbeck state process (2.2) has a nonzero mean-reversion level, then this purely quadratic ansatz needs to be extended to include three further linear terms. The analysis below then generalizes, but involves three further equations. We therefore do not pursue this extension of the model in order not to complicate the already cumbersome calculations below.*

The corresponding standard infinite-horizon HJB equation is

$$\begin{aligned} \rho V = & mx - \frac{\gamma}{2}x^2 - \beta m \partial_m V + \frac{1}{2}\sigma^2 \partial_m^2 V + (\bar{a}m + \bar{b}((N-2)y + x) - \bar{c}y) \partial_y V \\ & + \sup_{\dot{\varphi}^1 \in \mathbb{R}} \{ -\lambda \dot{\varphi}^1 (\dot{\varphi}^1 + (N-1)\bar{a}m + (N-1)((N-2)\bar{b} - (N-1))y \\ & + (N-1)\bar{b}x) + \dot{\varphi}^1 \partial_x V \}. \end{aligned} \quad (5.3)$$

After plugging in the quadratic ansatz (5.2), the pointwise maximizer can be computed as

$$\dot{\varphi}^1 = \frac{(e - \lambda(N-1)\bar{a})m - (a + \lambda(N-1)\bar{b})x - (d + \lambda(N-1)((N-2)\bar{b} - \bar{c}))y}{2\lambda}. \quad (5.4)$$

After inserting this back into the HJB equation, comparison of coefficients for the terms proportional to x^2 , y^2 , m^2 , xy , xm , ym and constant terms in turn yields the following seven equations that pin down the coefficients a , b , c , d , e , f , g of agent 1's value function for fixed trading rates (5.1) of the other agents:

$$0 = \frac{\rho a}{2} - \frac{\gamma}{2} - d\bar{b} + \frac{(a + \lambda(N-1)\bar{b})^2}{4\lambda}, \quad (5.5)$$

$$0 = -\frac{\rho b}{2} + b((N-2)\bar{b} - \bar{c}) + \frac{(d + \lambda(N-1)((N-2)\bar{b} - \bar{c}))^2}{4\lambda}, \quad (5.6)$$

$$0 = \rho d + b\bar{b} - d((N-2)\bar{b} - \bar{c}) + \frac{(a + \lambda(N-1)\bar{b})(d + \lambda(N-1)((N-2)\bar{b} - \bar{c}))}{2\lambda}, \quad (5.7)$$

$$0 = -g + \frac{\sigma^2}{2\rho}c, \quad (5.8)$$

$$0 = -\left(\frac{\rho + 2\beta}{2}\right)c + f\bar{a} + \frac{(e - \lambda(N-1)\bar{a})^2}{4\lambda}, \quad (5.9)$$

$$0 = -(\rho + \beta)e + 1 - d\bar{a} + \bar{b}f - \frac{(e - \lambda(N-1)\bar{a})(a + \lambda(N-1)\bar{b})}{2\lambda}, \quad (5.10)$$

$$b\bar{a} + f((N-2)\bar{b} - \bar{c}) = (\rho + \beta)f + \frac{(e - \lambda(N-1)\bar{a})(d + \lambda(N-1)((N-2)\bar{b} - \bar{c}))}{2\lambda}. \quad (5.11)$$

A symmetric Nash equilibrium is then identified by requiring that agent 1 has no incentive to deviate from the other agents' common controls, in that the same weights

are placed on trading signals, own and others' inventories in each case. Comparison between (5.1) and (5.4) in turn leads to the following three additional equations:

$$\begin{aligned}\bar{a} &= \frac{(e - \lambda(N-1)\bar{a})}{2\lambda}, \\ (N-1)\bar{b} &= -\frac{d + \lambda(N-1)((N-2)\bar{b} - \bar{c})}{2\lambda}, \\ \bar{c} &= \frac{(a + \lambda(N-1)\bar{b})}{2\lambda}.\end{aligned}$$

By algebraic manipulations, this system of ten nonlinear equations for ten unknowns can be reduced to a single scalar equation. To wit, first observe that

$$\bar{a} = \frac{e}{(N+1)\lambda}. \quad (5.12)$$

Then, notice that the linear equations for \bar{b} and \bar{c} can be solved in terms of a and d :

$$\bar{b} = \frac{-aN + a + 2d}{\lambda - \lambda N^2}, \quad (5.13)$$

$$\bar{c} = -\frac{d - aN}{\lambda + \lambda N}. \quad (5.14)$$

After plugging in the expression for \bar{b} , (5.5) can in turn be solved for a in terms of d ¹⁰

$$a(d) = \frac{d(6N+2) - \lambda(N+1)^2 \left(-\sqrt{-\frac{4d^2(3N+1)}{\lambda^2(N-1)(N+1)^2} + \rho^2 + \frac{8\gamma N^2 - 4d\rho(3N+1)}{\lambda(N+1)^2}} + \rho \right)}{4N^2}. \quad (5.15)$$

Similarly, after plugging in the expressions (5.13), (5.14) for \bar{b} , \bar{c} , and $a(d)$ we can solve (5.6) in terms of d , obtaining another expression in terms of the parameter d only:

$$b(d) = \frac{2(N-1)(-a(d)N + a(d) + 2d)^2}{(N+1)(4a(d)(N-1) + 2d(N-3) + \rho\lambda(N^2-1))}. \quad (5.16)$$

The remaining parameters c, e, f, g can in turn be sequentially expressed in terms of d only as well by proceeding as follows. First, plug in the expressions for $a(d)$, $b(d)$, and the formulas for \bar{a} (a linear function of e) and for \bar{b} and \bar{c} (in terms of d only) into (5.10) and (5.11). This leads to two linear equations for $e(d)$ and $f(d)$, that can be solved explicitly in terms of d , see (A.27) for the lengthy explicit expressions. Then, after inserting these representations and the formula for \bar{a} in terms of d ,¹¹ (5.9) leads to an explicit formula for $c(d)$ in terms of d (see (A.27)). Finally, the coefficient $g(d)$ can be determined in terms of d by using the formula for $c(d)$ and (5.8), $g(d) = \frac{\sigma^2}{2\rho}c(d)$.

¹⁰Note that $a(d)$ chosen (5.15) is the only root of (5.5) that gives positive \bar{a}, \bar{b} and \bar{c} .

¹¹Note that \bar{a} is determined in terms of d by (5.12) and our solution for e as $\bar{a}(d) = \frac{e(d)}{(1+N)\lambda}$.

Finally, the expressions for $\bar{b}(d)$ and $\bar{c}(d)$ from (5.13), (5.14), (5.15) can be plugged into (5.7) to obtain a complex but explicit scalar equation for d :

$$0 = \frac{-2a(d)^2 N(N-1)^2}{\lambda(N-1)(N+1)^2} + \frac{a(d)(N-1)(b(d)N + b(d) + 8dN)}{\lambda(N-1)(N+1)^2} + \frac{d(-2b(d)(N+1) + d(N-6)N + d + \lambda(N-1)(N+1)^2\rho)}{\lambda(N-1)(N+1)^2}. \quad (5.17)$$

In order to identify a solution $d = d(\lambda)$ of (5.17) for fixed $N \geq 2$ and sufficiently small λ , we postulate the following factorization,

$$d(\lambda) = \sqrt{\gamma\lambda}\delta_N(\lambda), \quad (5.18)$$

for some function $\delta_N(\cdot)$ to be determined. The rescaling with $\sqrt{\lambda}$ is essential in order to obtain a nontrivial limit as $\lambda \downarrow 0$ in (5.17). The rescaling with $\sqrt{\gamma}$ leads to a limiting equation for $\lambda = 0$ which does not depend on γ but only on the number N of agents. This change of variables therefore asymptotically decouples the effects of trading costs (λ), inventory costs (γ) and competition (N), see Lemma 6.9(i).

With the change of variable in (5.18), the function $\delta_N(\lambda)$ is characterized as a root of a scalar equation obtained from (5.17):

$$\Phi_N(\lambda, \delta_N(\lambda)) = 0. \quad (5.19)$$

(See (6.21)–(6.22) for the explicit form of Φ_N .) In the limit $\lambda \downarrow 0$, we show in Lemma 6.9 that $\delta_N(0) =: \delta_N^* > 0$ is the unique root of this equation:

$$\Phi_N(0, \delta_N^*) = 0. \quad (5.20)$$

In fact, any root of this equation is the root of a cubic polynomial. Cardano's method therefore leads to three explicit candidates for the roots of $\Phi_N(0, \cdot)$. Using symbolic calculations detailed in the Mathematica companion to this paper, we then verify that only one of these polynomial roots also is a root of $\Phi_N(0, \cdot)$.

Next, we also show that $\partial_y \Phi_N(\lambda, y)|_{(\lambda, y)=(0, \delta_N^*)} > 0$. The implicit function theorem in turn allows us to pin down $\delta(\lambda, N)$ as the unique continuous function defined on neighbourhood of 0 such that (5.19) holds. For sufficiently small λ , this yields a solution $d(\lambda)$ of (5.17) and in turn our system of ten equations derived from the agents' optimality and consistency conditions.

The implicit function theorem also allows us to obtain the leading-order asymptotics of the agents' optimal policies and their performance. To wit,

$$\delta_N(\lambda) = \delta_N^* + \mathcal{O}(\lambda).$$

Together with (5.18), it follows that

$$d = \sqrt{\lambda\gamma}\delta_N^* + \mathcal{O}(\lambda^{3/2}). \quad (5.21)$$

This allows us to obtain asymptotic expansions of all the coefficients in (5.5)–(5.12) since these can all be expressed as functions of d . For example, using the expansion (5.21) for d , (5.1), the assumption of symmetric equilibrium and Taylor expansion lead to the expansion of the relative trading speed M_{rate} from (3.3),

$$M_{rate} = \bar{c} - (N-1)\bar{b} = \sqrt{\frac{\gamma}{\lambda}}\Delta(N) + \mathcal{O}(1),$$

where

$$\Delta(N) = \frac{1}{2N^2} \sqrt{\frac{2N^3 - 2N^2 - 3N(\delta_N^*)^2 - (\delta_N^*)^2}{(N-1)}} + \frac{(2N+1)\delta_N^*}{2N^2}. \quad (5.22)$$

More details on the asymptotic expansions are provided in Section 6.2.

Remark 5.2. *The asymptotic analysis is complicated by the fact that δ_N^* is a root of a third order polynomial (see (6.28)), which does not admit a simple expression unlike in single-agent models (Gârleanu and Pedersen, 2016; Moreau et al., 2017). Explicit expressions for δ_N^* in terms of N can be derived using Cardano’s method, and these allow to verify that only one of the polynomial roots also is a root of the equation for δ_N^* . However, the explicit expression (involving imaginary numbers) is too complex for deriving the analytical properties we need to show that (i) our candidate value function is well defined and (ii) establish a verification theorem.*

As a way out, we therefore instead use implicit properties of δ_N^* to show that the other coefficients a, b, c, e, f, g are well defined (in terms of d , and therefore by (5.21) in terms of δ_N^*) and have the right signs to carry out the verification argument.

For example, in Lemma A.2 we prove that for sufficiently small λ , $e(\lambda)$ is well defined and strictly positive. As follows from (5.12), this is needed in order to verify that $\bar{a} > 0$ in (6.1). Another example appears in Lemma A.1 where we prove that $M_{aim} = 1 + \mathcal{O}(\sqrt{\lambda})$ for sufficiently small λ . This is essential to derive the asymptotics of the goal functionals $J^n(\dot{\varphi}^n; \dot{\varphi}^{-n})$ in Proposition 3.3. As pointed out in (A.25), the expansion of M_{aim} follows from a highly nontrivial connection between N , δ_N^* , and $\Delta(N)$ which is proved in Lemma A.4, and arises directly from properties of the polynomial root δ_N^* .

6 Proofs

6.1 Proof of Theorem 3.1

This section is dedicated to the proof of Theorem 3.1. The most onerous part of the proof is to show that the optimality and consistency conditions derived in the previous section indeed have a solution with the right signs for sufficiently small λ . The lengthy proof of this result is postponed to Section 6.2 for better readability.

Lemma 6.1. *For sufficiently small $\lambda > 0$, there is a solution $(a, b, c, d, e, f, g, \bar{a}, \bar{b}, \bar{c})$ of the system (5.5)–(5.11), (5.12)–(5.14), which satisfies*

$$\bar{a} > 0, \quad \text{and } \bar{c} - (N-1)\bar{b} > 0. \quad (6.1)$$

To prove our main result, Theorem 3.1, we focus without loss of generality on the optimization problem of agent 1, where the feedback controls of agents $2, \dots, N$ are fixed according to (5.1). Then, regardless of the policy chosen by agent 1, the trading rates and holdings of the other agents $n = 2, \dots, N$ will be the same, so it is convenient to simplify the notation by using that

$$\dot{\varphi}_t^2 = \frac{1}{N-1} \sum_{k=2}^N \dot{\varphi}_t^k, \quad \text{and } \varphi_t^2 = \frac{1}{N-1} \sum_{k \neq i} \varphi_t^k, \quad t \geq 0.$$

Note that $d\varphi_t^2 = \dot{\varphi}_t^2 dt$ and, by (5.1),

$$\dot{\varphi}_t^2 = \frac{1}{N-1} \sum_{k=2}^N (\bar{a}\mu_t - \bar{c}\varphi_t^k + \bar{b} \sum_{m \neq k} \varphi_t^m) = \bar{a}\mu_t + \bar{b}\varphi_t^1 - (\bar{c} - (N-2)\bar{b})\varphi_t^2. \quad (6.2)$$

Using these observations, we can rewrite agent 1's goal functional (2.4) as follows:

$$\begin{aligned} J^1(\dot{\varphi}^1; \dot{\varphi}^2)(x, y, m) \\ = \mathbb{E}_{x,y,m} \left[\int_0^\infty e^{-\rho t} \left(\mu_t \varphi_t^1 - \frac{\gamma}{2} (\varphi_t^1)^2 \right. \right. \\ \left. \left. - \lambda \dot{\varphi}_t^1 (\varphi_t^1 + (N-1)(\bar{a}\mu_t + \bar{b}\varphi_t^1 - (\bar{c} - (N-2)\bar{b})\bar{\varphi}_t^{-1})) \right) dt \right]. \end{aligned} \quad (6.3)$$

Here the expectation $\mathbb{E}_{x,y,m}[\cdot]$ is taken conditional on the initial values $\varphi^i = x$, $\bar{\varphi}^{-i} = y$, and $\mu_0 = m$; to ease notation, we often suppress this dependence. The corresponding value function is denoted by (here, the supremum is taken over admissible feedback controls in the sense of Definition 2.2):

$$V^1(x, y, m) = \sup_{\dot{\varphi}^1} J^1(\dot{\varphi}^1; \dot{\varphi}^2)(x, y, m). \quad (6.4)$$

Remark 6.2. *In fact, the subsequent analysis shows that deviations from the Nash equilibrium are also suboptimal among non-Markovian controls, as long as the resulting system of state equations has a sufficiently integrable solution.*

We will prove Theorem 3.1 using a verification argument that identifies agent 1's value function and optimal trading rate, and thereby shows that this (representative) agent has no incentive to deviate from the common feedback trading rate adopted by the other agents $n = 2, \dots, N$. As a preparation for this result, we first establish that our candidates for the equilibrium trading rates are indeed admissible.

Lemma 6.3. *For the coefficients $\bar{a}, \bar{b}, \bar{c}$ from Lemma 6.1, consider the feedback trading rates*

$$\dot{\varphi}_t^n = \bar{a}\mu_t - \bar{c}\varphi_t^n + \bar{b} \sum_{m \neq n} \varphi_t^m, \quad n = 1, \dots, N, \quad t \geq 0. \quad (6.5)$$

Then, the linear forward-backward SDE system for $(\varphi^1, \dots, \varphi^N, \dot{\varphi}^1, \dots, \dot{\varphi}^N)$ has a unique solution, which satisfies $\dot{\varphi}^n, \varphi^n \in \mathcal{A}_\rho$ for all $n = 1, \dots, N$.

Proof. As all agents apply the same trading rates in the context of this lemma, the corresponding trading rates (6.5) simplify to

$$\dot{\varphi}_t^n = \bar{a}\mu_t + ((N-1)\bar{b} - \bar{c})\varphi_t^n, \quad n = 1, \dots, N. \quad (6.6)$$

Put differently, the corresponding positions φ_t^n are the unique solution of a (random) linear ODE. By the variation of constants formula, it is given by

$$\varphi_t^n = \int_0^t e^{-M_{rate}(t-s)} \bar{a}\mu_s ds, \quad \text{where } M_{rate} = \bar{c} - (N-1)\bar{b}. \quad (6.7)$$

Together with (6.6), it follows that

$$\dot{\varphi}_t^n = \bar{a}\mu_t - M_{rate} \int_0^t e^{-M_{rate}(t-s)} \bar{a}\mu_s ds. \quad (6.8)$$

As $M_{rate} > 0$ by (6.1), (6.7), Hölder inequality, Fubini's theorem and the second moment of the Ornstein-Uhlenbeck process (2.2) in turn yield the required integrability of the trading rate:

$$\begin{aligned} \mathbb{E} \left[\int_0^\infty e^{-\rho t} (\varphi_t^n)^2 dt \right] &\leq \bar{a}^2 \mathbb{E} \left[\int_0^\infty e^{-\rho t} \left(\int_0^t e^{-2M_{rate}(t-s)} ds \right) \left(\int_0^t \mu_s^2 ds \right) dt \right] \\ &\leq \frac{\bar{a}^2}{2M_{rate}} \int_0^\infty e^{-\rho t} \left(\int_0^t \mathbb{E}[\mu_s^2] ds \right) dt \\ &\leq \frac{\bar{a}^2}{2M_{rate}} \left(\frac{\sigma^2}{2\beta} \right) \frac{1}{\rho}, \end{aligned}$$

and therefore $\varphi^n \in \mathcal{A}_\rho$. The corresponding integrability of the associated trading rate $\dot{\varphi}^n$ follows from the representation (6.8) along the same lines. \square

The exogenous signal process μ evidently has the same integrability (this can be checked, e.g., using the formula for its second moment):

Lemma 6.4. *For $\rho > 0$ and μ from (2.2), we have $\mu \in \mathcal{A}_\rho$.*

The next ingredient for our verification theorem is to show that the local martingale that appears when Itô's formula is applied to the candidate value function is in fact a true martingale.

Lemma 6.5. Suppose agents $n = 2, \dots, N$ use the same admissible trading rates $\dot{\varphi}^2 = \dots = \dot{\varphi}^N$ from (6.5) and define the function V as in (5.2). Then, for any admissible trading rate $\dot{\varphi}_1 \in \mathcal{A}_\rho$ of agent 1, the process

$$M_t^1 = \int_0^t e^{-\rho s} \partial_m V(\varphi_s^1, \varphi_s^2, \mu_s) dW_s, \quad t \geq 0,$$

is a square-integrable true martingale.

Proof. From (5.2) we have $\partial_m V(x, y, m) = ex + fy + cm$. Accordingly, there exists a constant $C > 0$ such that

$$\mathbb{E} [\langle M^i \rangle_t] \leq C \mathbb{E} \left[\int_0^t \exp\{-2\rho s\} \left((\varphi_s^1)^2 + (\varphi_s^2)^2 + (\mu_s)^2 \right) ds \right] < \infty, \quad \text{for all } t \geq 0.$$

Here, we used Lemma 6.4 and the admissibility of the trading rates in the last step. Whence the local martingale M^1 is indeed a square-integrable martingale. \square

Next, we show that the agents' *infinite-horizon* goal functionals are indeed well defined for admissible trading rates.

Lemma 6.6. For any admissible trading rates $\dot{\varphi} = (\dot{\varphi}_1, \dots, \dot{\varphi}_N)$, the following limit is finite:

$$\begin{aligned} & \lim_{T \rightarrow \infty} \mathbb{E} \left[\int_0^T e^{-\rho t} \left(\mu_t \varphi_t^n - \frac{\gamma}{2} (\varphi_t^n)^2 - \lambda \dot{\varphi}_t^n \left(\sum_{k=1}^N \dot{\varphi}_t^k \right) \right) dt \right] \\ &= \mathbb{E} \left[\int_0^\infty e^{-\rho t} \left(\mu_t \varphi_t^n - \frac{\gamma}{2} (\varphi_t^n)^2 - \lambda \dot{\varphi}_t^n \left(\sum_{k=1}^N \dot{\varphi}_t^k \right) \right) dt \right]. \end{aligned} \tag{6.9}$$

Proof. The triangle inequality and Hölder's inequality yield

$$\begin{aligned} F_T &= \left| \int_0^T e^{-\rho t} \left(\mu_t \varphi_t^n - \frac{\gamma}{2} (\varphi_t^n)^2 - \lambda \dot{\varphi}_t^n \left(\sum_{k=1}^N \dot{\varphi}_t^k \right) \right) dt \right| \\ &\leq \left(\int_0^T e^{-\rho t} |\mu_t|^2 dt \right)^{1/2} \left(\int_0^T e^{-\rho t} (\varphi_t^n)^2 dt \right)^{1/2} + \frac{\gamma}{2} \int_0^T e^{-\rho t} (\varphi_t^n)^2 dt \\ &\quad + \lambda \left(\int_0^T e^{-\rho t} |\dot{\varphi}_t^n|^2 dt \right)^{1/2} \left(\int_0^T e^{-\rho t} \left(\sum_{k=1}^N |\dot{\varphi}_t^k| \right)^2 dt \right)^{1/2}. \end{aligned}$$

As a result, (6.9) follows from Lemmas 6.3 and 6.4 and dominated convergence. \square

Finally, as the last ingredient for our verification argument, we show that the candidate value function satisfies a transversality condition.

Lemma 6.7. *Suppose agents $n = 2, \dots, N$ use the same admissible trading rates $\dot{\varphi}^2 = \dots = \dot{\varphi}^N$ from (6.5) and define the function V as in (5.2). Then, for any admissible trading rate $\dot{\varphi}^1$ of agent 1, we have*

$$\liminf_{T \rightarrow \infty} \mathbb{E} [e^{-\rho T} V(\varphi_T^1, \varphi_T^2, \mu_T)] = 0. \quad (6.10)$$

Proof. By Lemma 6.4 and admissibility of the trading rates, μ, φ^i and φ^2 all belong to \mathcal{A}_ρ . In particular,

$$\liminf_{t \rightarrow \infty} \mathbb{E} [e^{-\rho t} (\varphi_t^1)^2] = 0, \quad \liminf_{t \rightarrow \infty} \mathbb{E} [e^{-\rho t} (\varphi_t^2)^2] = 0, \quad \liminf_{t \rightarrow \infty} \mathbb{E} [e^{-\rho t} (\mu_t)^2] = 0. \quad (6.11)$$

The transversality condition (6.10) in turn follows from the definition of V in (5.2), (6.11) and Hölder's inequality. \square

Now, we are ready to prove a verification theorem which shows that the function V from (5.2) indeed is the value function V^1 of agent 1's optimization problem (6.4) for fixed feedback controls of the other agents. As a byproduct, we obtain the optimal feedback trading rate of agent 1, which indeed coincides with the fixed feedback trading rates of the other agents $n = 2, \dots, N$ as required for a Nash equilibrium.

Theorem 6.8. *Suppose λ is sufficiently small for the coefficients $(a, b, c, d, e, f, g, \bar{a}, \bar{b}, \bar{c})$ to be well defined by Lemma 6.1. Define the trading rates $\dot{\varphi}_2, \dots, \dot{\varphi}_N$ of agents $n = 2, \dots, N$ as in (6.5), and the function V as in (5.2). Then, we have*

$$V \geq J^1(\dot{\varphi}^1; (\dot{\varphi}^2, \dots, \dot{\varphi}^N)), \quad (6.12)$$

for all admissible feedback trading rates $\dot{\varphi}^1$ of agent 1, with equality if $\dot{\varphi}^1$ is also given by (6.5).

Proof. Let $\dot{\varphi}^1(x, y, m)$ be any admissible feedback control for agent 1 and define the operator

$$\mathcal{L} = \dot{\varphi}^1(x, y, m) \partial_x + (\bar{a}\mu + \bar{b}x - (\bar{c} - (N-2)\bar{b})y) \partial_y - \beta m \partial_m + \frac{\sigma^2}{2} \partial_{mm}.$$

With this notation, Itô's formula yields

$$\begin{aligned} d(e^{-\rho t} V(\varphi_t^1, \varphi_t^2, \mu_t)) &= -\rho e^{-\rho t} V(\varphi_t^1, \varphi_t^2, \mu_t) dt + e^{-\rho t} \mathcal{L} V(\varphi_t^1, \varphi_t^2, \mu_t) dt \\ &\quad + \sigma e^{-\rho t} \partial_m V(\varphi_t^1, \varphi_t^2, \mu_t) dW_t. \end{aligned} \quad (6.13)$$

The stochastic integral in (6.13) is a true martingale by Lemma 6.5. Integrating and taking expectation on both sides of (6.13) in turn leads to

$$\begin{aligned} V(x, y, m) - \mathbb{E} [e^{-\rho T} V(\varphi_T^1, \varphi_T^2, \mu_T)] \\ = \mathbb{E} \left[\int_0^T e^{-\rho t} (\rho V(\varphi_t^1, \varphi_t^2, \mu_t) - \mathcal{L} V(\varphi_t^1, \varphi_t^2, \mu_t)) dt \right]. \end{aligned} \quad (6.14)$$

As the coefficients $(a, b, c, d, e, f, g, \bar{a}, \bar{b}, \bar{c})$ satisfy (5.5)–(5.14) by Lemma 6.1 for λ small enough, the function V solves the HJB equation (5.3) (compare the derivation of (5.5)–(5.14) in Section 5). As a consequence, we have

$$\rho V - \mathcal{L}V \geq x\mu - \lambda \dot{\varphi}^1 (\dot{\varphi}^1 + (N-1)(\bar{a}m + \bar{b}x - (\bar{c} - (N-2)\bar{b})y)) - \frac{\gamma}{2}x^2. \quad (6.15)$$

Together, (6.14) and (6.15) show

$$\begin{aligned} & V(x, y, m) - \mathbb{E} \left[e^{-\rho T} V(\varphi_T^1, \varphi_T^2, \mu_T) \right] \\ & \geq \mathbb{E} \left[\int_0^T e^{-\rho t} \left(\mu_t \varphi_t^1 - \frac{\gamma}{2} (\varphi_t^1)^2 \right. \right. \\ & \quad \left. \left. - \lambda \dot{\varphi}_t^1 (\dot{\varphi}_t^1 + (N-1)(\bar{a}\mu_t + \bar{b}\varphi_t^1 - (\bar{c} - (N-2)\bar{b})\varphi_t^2)) \right) dt \right]. \end{aligned} \quad (6.16)$$

In view of Lemma 6.6 and the transversality condition from Lemma 6.7, we can now take the limit $T \rightarrow \infty$ on both sides of (6.16) and obtain the asserted upper bound (6.12) for any admissible feedback control.

The admissibility of our candidate $\dot{\varphi}^1$ has already been established in Lemma 6.3. Moreover, note that when $\dot{\varphi}^1$ is given by (6.5) like the other agents' controls, then it follows by construction that the inequality (6.15) holds with equality (because this choice corresponds to the pointwise maximizer in the HJB equation). Repeating the arguments leading to (6.16) then shows that (6.12) holds with equality.

As a result, V indeed is the value function of agent 1 given the feedback trading rates (6.5) of agents $n = 2, \dots, N$. Moreover, the same feedback trading rate is indeed optimal for agent 1 as required for a Nash equilibrium. \square

We finally complete the proof of the last missing items from Theorem 3.1.

Proof of Theorem 3.1. To finish the proof of Theorem 3.1, we first show that the feedback trading rate $\dot{\varphi}^1$ from (6.8) can be rewritten in the form (3.1). This follows by defining

$$\bar{a} = M_{rate} \frac{M_{aim}}{\gamma}, \quad (6.17)$$

and observing that (6.7) (6.8) satisfy (3.1). In view of the results already established in Theorem 6.8, it now only remains to derive the representation (3.2) for the optimal equilibrium value. For the symmetric trading rates $\dot{\varphi}_t^1 = \dots = \dot{\varphi}_t^N = \dot{\varphi}_t$ from (6.5), we can (with a slight abuse of notation) rewrite the goal functionals (2.4) as follows:

$$J(\dot{\varphi}) = \mathbb{E} \left[\int_0^\infty e^{-\rho t} \left(\mu_t \varphi_t - \frac{\gamma}{2} (\varphi_t)^2 - \lambda N (\dot{\varphi}_t)^2 \right) dt \right]. \quad (6.18)$$

The representation (3.1) gives

$$(\dot{\varphi}_t)^2 = \left(\frac{M_{rate} M_{aim}}{\gamma} \right)^2 \mu_t^2 - 2 M_{rate}^2 \frac{M_{aim}}{\gamma} \mu_t \varphi_t + M_{rate}^2 (\varphi_t)^2, \quad (6.19)$$

from which we obtain

$$J(\varphi) = E \left[\int_0^\infty e^{-\rho t} \left(\left(1 + 2\lambda N M_{rate}^2 \frac{M_{aim}}{\gamma} \right) \mu_t \varphi_t - \left(\frac{\gamma}{2} + \lambda N M_{rate}^2 \right) (\varphi_t)^2 - \lambda N \left(\frac{M_{rate} M_{aim}}{\gamma} \right)^2 \mu_t^2 \right) dt \right]. \quad (6.20)$$

In order to derive the explicit expression for J it now remains to compute the integrals

$$\mathcal{I}_1 = E \left[\int_0^\infty e^{-\rho t} \mu_t \varphi_t^i dt \right], \quad \mathcal{I}_2 = E \left[\int_0^\infty e^{-\rho t} (\varphi_t^i)^2 dt \right], \quad \mathcal{I}_3 = E \left[\int_0^\infty e^{-\rho t} \mu_t^2 dt \right].$$

A straightforward calculation shows that

$$\begin{aligned} \mathcal{I}_1 &= \frac{M_{rate} M_{aim}}{\gamma} \frac{\sigma^2}{2\beta} \int_0^\infty e^{-\rho t} \int_0^t e^{-M_{rate}(t-s)} (e^{-\beta|t-s|} - e^{-\beta(t+s)}) ds dt, \\ \mathcal{I}_2 &= \left(\frac{M_{rate} M_{aim}}{\gamma} \right)^2 \frac{\sigma^2}{2\beta} \\ &\quad \times \int_0^\infty e^{-\rho t} \int_0^t e^{-M_{rate}(t-u)} \int_0^t e^{-M_{rate}(t-s)} (e^{-\beta|u-s|} - e^{-\beta(u+s)}) ds du dt, \\ \mathcal{I}_3 &= \frac{\sigma^2}{2\beta} \int_0^\infty e^{-\rho t} (1 - e^{-2\beta t}) dt. \end{aligned}$$

Here, have used that

$$E[\mu_t \mu_s] = \text{cov}(\mu_t, \mu_s) + \mathbb{E}[\mu_t] \mathbb{E}[\mu_s] = \frac{\sigma^2}{2\beta} (e^{-\beta|t-s|} - e^{-\beta(t+s)}).$$

Evaluation of the above integrals gives

$$\begin{aligned} \mathcal{I}_1 &= \frac{M_{rate} M_{aim}}{\gamma} \frac{\sigma^2}{\rho(2\beta + \rho)(\beta + \rho + M_{rate})}, \\ \mathcal{I}_2 &= \left(\frac{M_{rate} M_{aim}}{\gamma} \right)^2 \frac{2\sigma^2}{\rho(2\beta + \rho)(\rho + 2M_{rate})(\beta + \rho + M_{rate})}, \\ \mathcal{I}_3 &= \frac{\sigma^2}{2\beta\rho + \rho^2}. \end{aligned}$$

Plugging these expressions for $\mathcal{I}_1, \mathcal{I}_2$ and \mathcal{I}_3 into (6.20) in turn yields the asserted representation (3.2) from Theorem 3.1. \square

6.2 Proof of Lemma 6.1

This section contains the lengthy proof of Lemma 6.1, which states that the system of the agents' optimality and consistency conditions has a solution with the properties required for our verification result, Theorem 6.8.

As derived heuristically in Section 5, the solution of the ten algebraic equation can be reduced to finding the root of a single complicated but explicit function $\Phi_N(\lambda, \cdot)$:

$$\begin{aligned} \Phi_N(\lambda, y) &= \frac{1}{\lambda(N-1)(N+1)^2} \left(y \left((N+1)\sqrt{\gamma\lambda} (\rho\lambda(N^2-1) - 2\Psi_N) + \gamma\lambda((N-6)N+1)y \right) \right. \\ &\quad \left. - 2\Theta_N^2(N-1)^2N + \Theta_N(N-1) \left(N\Psi_N + 8Ny\sqrt{\gamma\lambda} + \Psi_N \right) \right), \end{aligned} \quad (6.21)$$

where

$$\Psi_N(\lambda, y) = \frac{2(N-1) (\Theta - \Theta N + 2y\sqrt{\gamma\lambda})^2}{(N+1) (\rho\lambda(N^2-1) + 4\Theta(N-1) + 2(N-3)y\sqrt{\gamma\lambda})}$$

and

$$\begin{aligned} \Theta_N(\lambda, y) &= \frac{1}{4N^2} \left[\lambda(N+1)^2 \left(\sqrt{\rho^2 + \frac{8\gamma N^2 - 4\rho(3N+1)y\sqrt{\gamma\lambda}}{\lambda(N+1)^2}} - \frac{4\gamma(3N+1)y^2}{\lambda(N-1)(N+1)^2} - \rho \right) \right. \\ &\quad \left. + (6N+2)y\sqrt{\gamma\lambda} \right]. \end{aligned} \quad (6.22)$$

We now show that $\Phi_N(\lambda, \cdot)$ has a root $\delta(\lambda)$ for sufficiently small λ . Here, the limiting function $\Phi_N(0, \cdot)$ only depends on the number N of agents, but not the model parameters. Its roots are also roots of a polynomial of order three, which leads to three candidates for the roots of $\Phi_N(0, \cdot)$. However, using symbolic calculations, we can show that only one of these is a root of $\Phi_N(0, \cdot)$. By verifying that the relevant derivative in this limiting point does not vanish, we can then extend the existence result to sufficiently small λ by means of the implicit function theorem.

Lemma 6.9. *Define $\Phi_N(\lambda, y)$ as in (6.21). Then, there exists an open set $\Lambda_N \subset \mathbb{R}$ containing $\lambda = 0$ such that:*

(i) *there exists a unique point δ_N^* such that $\Phi_N(0, \delta_N^*) = 0$; it satisfies*

$$\delta_N^* \in \left(0, \sqrt{2}N\sqrt{\frac{N-1}{3N+1}} \right]; \quad (6.23)$$

(ii) *there exists a unique continuously differentiable function $\delta_N : \Lambda_N \rightarrow \mathbb{R}$ such that*

$$\Phi_N(\lambda, \delta_N(\lambda)) = 0, \quad \text{for all } \lambda \in \Lambda_N, \quad \text{where } \delta_N(0) = \delta_N^*.$$

Proof. (i) Our goal is to show that there is a solution of

$$\Phi_N(\lambda, y) = 0 \quad (6.24)$$

for sufficiently small $\lambda \downarrow 0$. In this asymptotic regime, to first order (6.24) becomes

$$\gamma^{3/2} \frac{\Gamma(N, y)}{\Xi(N, y)} + \mathcal{O}(\lambda^{1/2}) = 0, \quad (6.25)$$

where,

$$\begin{aligned} \Gamma(N, y) = & -3N^7 \sqrt{\frac{2N^3-2N^2-3Ny^2-y^2}{(N-1)(N+1)^2}} + 4N^6 y^3 + 8N^6 y^2 \sqrt{\frac{2N^3-2N^2-3Ny^2-y^2}{(N-1)(N+1)^2}} \\ & + 5N^6 \sqrt{\frac{2N^3-2N^2-3Ny^2-y^2}{(N-1)(N+1)^2}} + 4N^5 y^2 \sqrt{\frac{2N^3-2N^2-3Ny^2-y^2}{(N-1)(N+1)^2}} \\ & + 2N^5 \sqrt{\frac{2N^3-2N^2-3Ny^2-y^2}{(N-1)(N+1)^2}} - 24N^4 y^3 - 20N^4 y^2 \sqrt{\frac{2N^3-2N^2-3Ny^2-y^2}{(N-1)(N+1)^2}} \\ & - 6N^4 \sqrt{\frac{2N^3-2N^2-3Ny^2-y^2}{(N-1)(N+1)^2}} - 8N^3 y^3 - 14N^3 y^2 \sqrt{\frac{2N^3-2N^2-3Ny^2-y^2}{(N-1)(N+1)^2}} \\ & + N^3 \sqrt{\frac{2N^3-2N^2-3Ny^2-y^2}{(N-1)(N+1)^2}} + 18N^2 y^3 + 10N^2 y^2 \sqrt{\frac{2N^3-2N^2-3Ny^2-y^2}{(N-1)(N+1)^2}} \\ & + N^2 \sqrt{\frac{2N^3-2N^2-3Ny^2-y^2}{(N-1)(N+1)^2}} + 10N y^2 \sqrt{\frac{2N^3-2N^2-3Ny^2-y^2}{(N-1)(N+1)^2}} \\ & + 2y^2 \sqrt{\frac{2N^3-2N^2-3Ny^2-y^2}{(N-1)(N+1)^2}} - 4N^7 y + 17N^6 y - 10N^5 y - 12N^4 y + 6N^3 y \\ & + 3N^2 y + 12N y^3 + 2y^3, \end{aligned} \quad (6.26)$$

and

$$\begin{aligned} \Xi(N, y) = & 4(N-1)N^4 \left(N^2 \sqrt{\frac{\gamma(2N^3-2N^2-3Ny^2-y^2)}{(N-1)(N+1)^2}} \right. \\ & \left. - \sqrt{\frac{\gamma(2N^3-2N^2-3Ny^2-y^2)}{(N-1)(N+1)^2}} + \sqrt{\gamma} N^2 y - \sqrt{\gamma} N y - \sqrt{\gamma} y \right). \end{aligned}$$

From (6.25) it follows that we can set $\Gamma(N, y) = 0$ to find the roots of (6.24) when $\lambda = 0$. We move all the terms with the square root to one side of the equality, and the rest of them to the other side of the equality. Then, squaring both sides and reorganizing gives

$$2N^6 P_N(y) = 0, \quad (6.27)$$

for a polynomial of order three in y^2 , whose coefficients depend on the number N of agents but not the other model parameters:

$$\begin{aligned} P_N(y^2) = & 8N^6 (y^2)^3 + (-16N^7 + 4N^6 + 48N^5 - 52N^4 + 8N^3 + 20N^2 - 8N - 4) (y^2)^2 \\ & + (8N^8 - 20N^7 + 46N^6 - 112N^5 + 114N^4 - 4N^3 - 46N^2 + 8N + 6) y^2 \\ & - 9N^8 + 48N^7 - 100N^6 + 96N^5 - 30N^4 - 16N^3 + 12N^2 - 1. \end{aligned} \quad (6.28)$$

The polynomial $P_N(y^2)$ has a root in the interval $(0, 2N^2 \frac{N-1}{3N+1})$. This follows from the intermediate value theorem, since $N \geq 2$ and in turn

$$\begin{aligned} P_N(0) &= -(N-1)^6(3N+1)^2 < 0, \\ P_N\left(2N^2 \frac{N-1}{3N+1}\right) &= \frac{(N-1)^3(N(N(N(N(4N(2N-3)-13)+6)+12)+6)+1)^2}{(3N+1)^3} > 0. \end{aligned}$$

In fact, the cubic polynomial P_N has three real roots, but not all of these are roots of $\Gamma(\cdot, N)$. In fact, using symbolic calculations detailed in the Mathematica companion of this paper, it can be verified that only one root δ_N^* of P_N satisfies $\Phi_N(0, \delta_N^*) = 0$. This completes the proof of (i).

(ii) Again using symbolic computations, it can be verified that $\partial_y \Phi_N(0, \delta_N^*) \neq 0$. (More details can be found in the Mathematica companion of this paper.) Then, by the Implicit Function theorem there exists $b_N > 0$ and a function $\delta_N : [0, b_N) \rightarrow \mathbb{R}$, such that $\Phi_N(\lambda, \delta_N(\lambda)) = 0$ for $\lambda \in [0, b_N)$ as desired. \square

Proof of Lemma 6.1. By reverting the steps in Section 5 we recover the parameters $(a, b, c, d, e, f, g, \bar{a}, \bar{b}, \bar{c})$ in terms of d . We then find a solution $d = d(\lambda, N)$ to (A.29) for $N \geq 2$ and sufficiently small λ as described in (5.18)–(5.21) using Lemma 6.9. Moreover, it follows that there exists a neighbourhood Λ_N of 0 such that

$$\Phi_N(\lambda, \delta_N(\lambda)) = 0, \quad \text{for all } \lambda \in \Lambda_N, \quad (6.29)$$

which implies the existence of a solution $d = d(\lambda, N)$ to (A.29) for sufficiently small λ . To complete the proof, we verify in the following lemma that these coefficients are well defined and satisfy the conditions in (6.1).

Lemma 6.10. *For all sufficiently small $\lambda > 0$, $(a, b, c, d, e, f, g, \bar{a}, \bar{b}, \bar{c})$ are well defined and moreover (6.1) is satisfied.*

The lengthy proof of Lemma 6.10 is given in Appendix A.2. \square

A Technical Proofs

This appendix collects a number of elementary but cumbersome proofs used in the body of the paper.

A.1 Proof of Proposition 3.3

Proof of Proposition 3.3. The representation of M_{rate} in (6.17) and (A.10) yield

$$M_{rate} = \sqrt{\frac{\gamma}{\lambda}} \Delta(N) + \mathcal{O}(1), \quad (A.1)$$

where $\Delta(N)$ is given by (5.22) and does not depend on λ .

The next part of the proposition is established in the following lemma, which is proved in Appendix A.3.

Lemma A.1. *For λ sufficiently small we have*

$$M_{aim} = 1 + \mathcal{O}(\sqrt{\lambda}). \quad (\text{A.2})$$

In view of this result, it now remains to derive the asymptotics of the value function. For $J^{N,i}$ as in (3.2) we define

$$J^{i,N}(\dot{\varphi}^i, \dot{\varphi}^{-i}) = \bar{w}_1(\lambda) - \bar{w}_2(\lambda) - \bar{w}_3(\lambda), \quad (\text{A.3})$$

where

$$\begin{aligned} \bar{w}_1(\lambda) &= \left(1 + 2\lambda N(M_{rate})^2 \frac{M_{aim}}{\gamma}\right) \left(\frac{M_{rate}M_{aim}}{\gamma}\right) \frac{\sigma^2}{\rho(2\beta + \rho)(\beta + \rho + M_{rate})}, \\ \bar{w}_2(\lambda) &= \lambda N \left(\frac{M_{rate}M_{aim}}{\gamma}\right)^2 \frac{\sigma^2}{2\beta\rho + \rho^2}, \\ \bar{w}_3(\lambda) &= \left(\frac{\gamma}{2} + \lambda N(M_{rate})^2\right) \left(\frac{M_{rate}M_{aim}}{\gamma}\right)^2 \frac{2\sigma^2}{\rho(2\beta + \rho)(\rho + 2M_{rate})(\beta + \rho + M_{rate})}. \end{aligned}$$

Using (3.3) we can write

$$M_{rate} = \sqrt{\frac{\gamma}{\lambda}}\Delta(N) + r_1(N) + \mathcal{O}(\sqrt{\lambda}), \quad M_{aim} = 1 + a_1(N)\sqrt{\lambda} + \mathcal{O}(\lambda),$$

for some explicit functions r_1, a_1 of N , where the explicit dependence in N is omitted in what follows to ease notation. Using Taylor expansion, we can in turn derive power-series expansions of \bar{w}_1 , \bar{w}_2 and \bar{w}_3 around $\lambda = 0$,

$$\begin{aligned} \bar{w}_1(\lambda) &= \frac{(1 + 2\Delta^2 N)\sigma^2}{\gamma\rho(2\beta + \rho)} + \frac{\sigma^2}{\Delta\gamma^2\rho(2\beta + \rho)}(a_1\Delta\gamma + 4a_1\Delta^3\gamma N + 4\Delta^2\sqrt{\gamma}Nr_1 \\ &\quad - \sqrt{\gamma}\beta - 2\Delta^2\sqrt{\gamma}N\beta - \sqrt{\gamma}\rho - 2\Delta^2\sqrt{\gamma}N\rho)\sqrt{\lambda} + O(\lambda), \\ \bar{w}_2(\lambda) &= \frac{\Delta^2 N\sigma^2}{\gamma\rho(2\beta + \rho)} + \frac{2N\sigma^2(a_1\Delta^2\gamma + \Delta\sqrt{\gamma}r_1)}{\gamma^2\rho(2\beta + \rho)}\sqrt{\lambda} + O(\lambda), \\ \bar{w}_3(\lambda) &= \frac{(1 + 2\Delta^2 N)\sigma^2}{2\gamma\rho(2\beta + \rho)} + \frac{\sigma^2}{4\Delta\gamma^{3/2}\rho(2\beta + \rho)}(4a_1\Delta\sqrt{\gamma}(1 + 2\Delta^2 N) - 2\beta \\ &\quad + 2\Delta^2 N(4r_1 - 2\beta - 3\rho) - 3\rho)\sqrt{\lambda} + O(\lambda). \end{aligned}$$

After inserting these expansions into (A.3), we obtain the asserted leading-order asymptotics (3.4) of the optimal value. More details on these calculation can be found in the Mathematica companion of this paper. \square

A.2 Proof of Lemma 6.10

Proof of Lemma 6.10. Recall that by Lemma 6.9(i), $\delta_N^* \in (0, \sqrt{2}N\sqrt{\frac{N-1}{3N+1}}]$. The Implicit Function theorem as applied in the proof of Lemma 6.9 yields

$$\delta_N(\lambda) = \delta_N^* + \mathcal{O}(\lambda). \quad (\text{A.4})$$

Using (5.18) and (A.4) we find that

$$d = \sqrt{\lambda\gamma}\delta_N = \sqrt{\lambda\gamma}\delta_N^* + \mathcal{O}(\lambda^{3/2}). \quad (\text{A.5})$$

Thus since $\delta_N^* > 0$, (A.5) shows that $d > 0$ for sufficiently small λ . Recall that in (5.15) a was defined in terms of d . Plugging in (5.18) instead of d , and expanding around $\lambda > 0$ gives

a

$$\begin{aligned} &= \frac{1}{4N^2} \left((6N+2)\sqrt{\gamma\lambda}\delta_N \right. \\ &\quad \left. + \lambda(N+1)^2 \left(\sqrt{\frac{8\gamma N^2}{\lambda(N+1)^2} - \frac{4(3N+1)\rho\sqrt{\gamma\lambda}\delta_N}{\lambda(N+1)^2} - \frac{4\gamma(3N+1)\delta_N^2}{\lambda(N-1)(N+1)^2} + \rho^2 - \rho} \right) \right) \\ &= \sqrt{\gamma\lambda} \left(\frac{1}{2} \sqrt{\frac{2N^3 - 2N^2 - 3N(\delta_N^*)^2 - (\delta_N^*)^2}{(N-1)(N+1)^2}} \right. \\ &\quad \left. + \frac{1}{N} \sqrt{\frac{2N^3 - 2N^2 - 3N(\delta_N^*)^2 - (\delta_N^*)^2}{(N-1)(N+1)^2}} \right. \\ &\quad \left. + \frac{1}{2N^2} \sqrt{\frac{2N^3 - 2N^2 - 3N(\delta_N^*)^2 - (\delta_N^*)^2}{(N-1)(N+1)^2}} + \frac{3N+1}{2N^2}\delta_N^* \right) + \mathcal{O}(\lambda) \\ &= \sqrt{\gamma\lambda} \left(\bar{D} \frac{(N+1)^2}{2N^2} + \frac{3N+1}{2N^2}\delta_N^* \right) + \mathcal{O}(\lambda), \end{aligned} \quad (\text{A.6})$$

where

$$\bar{D} = \sqrt{\frac{2N^3 - 2N^2 - 3N(\delta_N^*)^2 - (\delta_N^*)^2}{(N-1)(N+1)^2}}. \quad (\text{A.7})$$

Then, for sufficiently small λ , the arguments of all the square roots above are positive so that a is indeed well defined and positive. Next, note that for $\delta_N^* \in (0, \sqrt{2}N\sqrt{\frac{N-1}{3N+1}}]$ we have

$$2N^3 - 2N^2 - 3N(\delta_N^*)^2 - (\delta_N^*)^2 \geq 0. \quad (\text{A.8})$$

Using (5.13), (5.14), (5.15) and (5.18) we get that

$$\bar{c} - (N-1)\bar{b} = -\frac{(N-1)(-aN + a + 2\sqrt{\gamma\lambda}\delta_N)}{\lambda - \lambda N^2} - \frac{\sqrt{\gamma\lambda}\delta_N - aN}{\lambda + \lambda N}. \quad (\text{A.9})$$

Together with a given in terms of δ_N by (A.6), we obtain a power series expansion for the left-hand side of (A.9) around $\lambda = 0$:

$$\bar{c} - (N-1)\bar{b} = \sqrt{\frac{\gamma}{\lambda}}\Delta(N) + \mathcal{O}(1), \quad (\text{A.10})$$

where $\Delta(N) > 0$ was defined in (5.22). Therefore for sufficiently small λ ,

$$\bar{c} - (N-1)\bar{b} > 0. \quad (\text{A.11})$$

In order to verify (6.1), it now remains to prove that $\bar{a} > 0$. In view of (5.12), we have

$$\bar{a} = \frac{e}{(1+N)\lambda}.$$

so it suffices to establish $e > 0$. To verify this (and in turn $\bar{a} > 0$), we use the following lemma, whose proof is delegated to Appendix A.3.

Lemma A.2. *For all sufficiently small λ , $e = e(\lambda)$ is well defined and strictly positive.*

To complete the proof of Lemma 6.10, it remains to prove that (b, c, f, g) are well defined. Since $a, d > 0$ for sufficiently small λ , b in (5.16) is well defined. From the expression for f in (A.27) it follows that in order to verify that f is well defined we need to show that all the denominators appearing in (A.27) are different from zero when λ is small, namely

$$h_3(\lambda) - \beta - \rho \neq 0, \quad (\text{A.12})$$

$$h_4(\lambda)\lambda(N+1)^2(4a(N-1) + 2d(N-3) + \lambda(N^2-1)\rho) \neq 0. \quad (\text{A.13})$$

In view of Lemma A.2 and since $e = 1/h_4$ by (A.27), we have $h_4(\lambda) > 0$, $a > 0$, $d > 0$ for sufficiently small λ and in turn (A.13). (The case $N = 2$ needs to be handled separately – in this case, it follows from (5.15) that for λ small enough we have $a \geq d/2$, which together with $h_4(\lambda) > 0$ gives (A.13).)

Using the expression for h_3 in (A.28) together with (A.5) and (A.6) we find that for sufficiently small λ we have

$$h_3 = \sqrt{\frac{\gamma}{\lambda}} \left(\frac{(-N^2 + N + 1)\delta_N^* - (N^2 - 1)\sqrt{\frac{(2N^3 - 2N^2 - 3N(\delta_N^*)^2 - (\delta_N^*)^2)}{(N-1)(N+1)^2}}}{(N-1)N^2} \right) + \mathcal{O}(1) < 0,$$

where we also used (A.8) in the last step. This proves (A.12), so that f is well defined. Next note that g is well defined if c is well defined, hence in order to complete the proof we need to prove that c is well defined. From (5.9) we have

$$c = \left(\frac{\rho + 2\beta}{2} \right)^{-1} \left(f\bar{a} + \frac{(e - \lambda(N-1)\bar{a})^2}{4\lambda} \right), \quad (\text{A.14})$$

since we already showed that (e, f, \bar{a}) are well defined, the result follows. \square

A.3 Proofs of Lemmas A.2 and A.1

Recall that $e(\lambda) = 1/h_4(\lambda)$ hence the following lemma allows us to disentangle the dependence of e in λ .

Lemma A.3. *For all λ sufficiently small we have,*

$$h_4 = \sqrt{\frac{\gamma}{\lambda}} h_4^0 + \mathcal{O}(1), \quad (\text{A.15})$$

where

$$\begin{aligned} h_4^0 = & \frac{\overline{D}(\delta_N^*) + \delta_N^*}{N} \\ & - \frac{(N+1)(\delta_N^* - \overline{D}(\delta_N^*)(N-1))^2}{8N^2 (\overline{D}(\delta_N^*)(N-1)^2 + (N^2 - N - 1) \delta_N^*)^2} \\ & \times (\overline{D}(\delta_N^*)(N-1) (N^2 + 2N - 3) + (3N^2 - 4N - 3) \delta_N^*). \end{aligned} \quad (\text{A.16})$$

Proof. Recall that h_4 was defined in (A.28). From the expansions of a and d in (A.6) and (A.5) we get,

$$h_{4,1} = \frac{(N-1)d + 2aN}{\lambda(N+1)^2} = \left(\frac{\overline{D}(\delta_N^*) + \delta_N^*}{N} \right) \sqrt{\frac{\gamma}{\lambda}} + \mathcal{O}(1). \quad (\text{A.17})$$

Define

$$h_{4,2} = \frac{2(2d - (N-1)a)^2 (-a(N^2 + 2N - 3) + 4d - \lambda(N^2 - 1)\rho)}{h_2 \lambda(N+1)^2 (2h_2 - \lambda(N^2 - 1)(2\beta + \rho))}. \quad (\text{A.18})$$

We expand $h_{4,2}$ by using the power series of a and d and the definition of h_2 in (A.28) to obtain

$$\begin{aligned} h_{4,2} = & -\sqrt{\frac{\gamma}{\lambda}} \frac{(N+1)(\delta_N^* - \overline{D}(\delta_N^*)(N-1))^2}{8N^2 (\overline{D}(\delta_N^*)(N-1)(N+1) + (N^2 - N - 1) \delta_N^*)^2} \\ & \times (\overline{D}(\delta_N^*)(N+1) (N^2 + 2N - 3) + (3N^2 - 4N - 3) \delta_N^*) + \mathcal{O}(1). \end{aligned} \quad (\text{A.19})$$

Plugging (A.17) and (A.19) into (A.28) then indeed yields

$$h_4 = h_{4,1} + h_{4,1} + \beta + \rho = \sqrt{\frac{\gamma}{\lambda}} h_4^0 + \mathcal{O}(1), \quad (\text{A.20})$$

with h_4^0 defined in (A.16). □

From Lemma A.3 we observe that in order to prove Lemma A.2, we need to derive the sign of h_4^0 , which in turn will give us the sign of $e = 1/h_4$. We define the following function,

$$\begin{aligned}
& \chi_N(y) \\
&= \frac{\overline{D}(y) + y}{N} \\
&\quad - \frac{(N+1) \left((N^3 + 3N^2 - N - 3) \overline{D}(y) + (3N^2 - 4N - 3)y \right) (y - (N-1)\overline{D}(y))^2}{8N^2 \left((N^2 - 1) \overline{D}(y) + (N^2 - N - 1)y \right)^2} \\
&\quad - \frac{2N^2}{(N+1) \left((N+1)\overline{D}(y) + (2N+1)y \right)}.
\end{aligned} \tag{A.21}$$

In the following lemma we argue that

$$h_4^0 - \frac{1}{(N+1)\Delta(N)} = \chi_N(\delta_N^*),$$

and we also show that $\chi_N(\cdot)$ vanishes once we plug-in δ_N^* . This is a key ingredient in the proof of the sign of h_4 as suggested by (A.15).

Lemma A.4. *For h_4^0 as in (A.16) and Δ given by (5.22), we have*

$$h_4^0 = \frac{1}{(N+1)\Delta(N)}.$$

Proof. By substituting the expressions for h_4^0 from (A.16) and Δ from (5.22), we obtain

$$h_4^0 - \frac{1}{(N+1)\Delta(N)} = \chi_N(\delta_N^*).$$

We will show that for any $N \geq 2$, δ_N^* satisfies

$$\chi_N(\delta_N^*) = 0, \tag{A.22}$$

which will prove the result.

First, we aggregate all the terms appearing on the right hand side of (A.21) in one fraction, that is

$$\chi_N(\delta_N^*) = \frac{\mathcal{S}_1(\delta_N^*)}{\mathcal{S}_2(\delta_N^*)},$$

where,

$$\begin{aligned}
\mathcal{S}_1(y) &= \mathcal{R}_1 + \mathcal{R}_2, \\
\mathcal{R}_1(y) &= -4N^9y^2 + 4N^8y^4 + 47N^8y^2 - 6N^7y^4 - 52N^7y^2 - 66N^6y^4 - 90N^6y^2 + 34N^5y^4 \\
&\quad + 108N^5y^2 + 144N^4y^4 + 39N^4y^2 + 12N^3y^4 - 36N^3y^2 - 82N^2y^4 - 12N^2y^2 - 9N^9 \\
&\quad + 33N^8 - 42N^7 + 18N^6 + 3N^5 - 3N^4 - 42N^4y^4 - 6y^4, \\
\mathcal{R}_2(y) &= 14(N+1)N^7y^3\bar{D} - 22(N+1)N^6y^3\bar{D} - 58(N+1)N^5y^3\bar{D} + 56(N+1)N^4y^3\bar{D} \\
&\quad + 68(N+1)N^3y^3\bar{D} - 22(N+1)N^2y^3\bar{D} - 9(N+1)N^8y\bar{D} + 44(N+1)N^7y\bar{D} \\
&\quad - 54(N+1)N^6y\bar{D} - 6(N+1)N^5y\bar{D} + 37(N+1)N^4y\bar{D} - 6(N+1)N^3y\bar{D}, \\
&\quad - 6(N+1)N^2y\bar{D} - 30(N+1)Ny^3\bar{D} - 6(N+1)y^3\bar{D}, \\
\mathcal{S}_2(y) &= 2(N-1)N^2(N+1)(\bar{D}(N+1) + 2Ny + y) (\bar{D}(N^2-1) + (N^2-N-1)y)^2.
\end{aligned}$$

and we abbreviate $\bar{D}(y)$ to \bar{D} . Hence, in order to prove (A.22) we need to show that

$$\frac{\mathcal{S}_1(\delta_N^*)}{\mathcal{S}_2(\delta_N^*)} = 0,$$

which is implied by $\mathcal{S}_1(\delta_N^*) = 0$ and $\mathcal{S}_2(\delta_N^*) \neq 0$. This is proved by a direct substitution and by Lemma 6.9(i) which identifies δ_N^* . \square

Now we are ready to prove Lemma A.2.

Proof of Lemma A.2. From Lemmas A.3 and A.4 it follows that for all sufficiently small λ ,

$$h_4 = \sqrt{\frac{\gamma}{\lambda}} h_4^0 + \mathcal{O}(1) = \sqrt{\frac{\gamma}{\lambda}} \frac{1}{(N+1)\Delta(N)} + \mathcal{O}(1). \quad (\text{A.23})$$

From (5.22) we have that $\Delta(N) > 0$. Recall that from (A.27) we have that $e = \frac{1}{h_4}$ and this completes the proof. \square

Next we prove Lemma A.1.

Proof of Lemma A.1. From (6.17), (5.12) and (A.27) we have

$$M_{aim} = \gamma \frac{\bar{a}}{M_{rate}} = \gamma \frac{e}{\lambda(N+1)M_{rate}} = \frac{\gamma}{\lambda(N+1)h_4M_{rate}}. \quad (\text{A.24})$$

Using (A.1) and (A.23) we obtain that, for λ small enough,

$$M_{aim} = \frac{\gamma}{\lambda(N+1)} \frac{1}{(\sqrt{\frac{\gamma}{\lambda}} h_4^0 + \mathcal{O}(1))} \frac{1}{(\sqrt{\frac{\gamma}{\lambda}} \Delta(N) + \mathcal{O}(1))} = \frac{1}{(N+1)h_4^0 \Delta(N)} + \mathcal{O}(\sqrt{\lambda}). \quad (\text{A.25})$$

Finally, plugging in the result of Lemma A.4 for h_4^0 , we get

$$M_{aim} = 1 + \mathcal{O}(\sqrt{\lambda}) \quad (\text{A.26})$$

as asserted. \square

A.4 Identities for the Proof of Lemma 6.9

In this section we provide some identities for the coefficients of the system (5.5)–(5.11), which were used in Section 5 and in the proof of Lemma 6.1.

First, the coefficients e , f and c are given by,

$$\begin{aligned}
 e &= \frac{1}{h_4}, \\
 f &= \frac{1}{\lambda(N+1)h_4(h_3 - (\rho + \beta))} \\
 &\quad \times \left(d + h_3\lambda(N-1) - \frac{2h_1^2(N-1)}{(N+1)(4a(N-1) + 2d(N-3) + \lambda(N^2-1)\rho)} \right), \\
 c &= \frac{2 \left(-\frac{\left(\frac{1}{h_4} - \frac{N-1}{h_4(N+1)}\right)(d+h_3\lambda(N-1))}{2\lambda} - \frac{2h_1^2(N-1)}{h_4\lambda(N+1)^2(4a(N-1) + 2d(N-3) + \lambda(N^2-1)\rho)} - \frac{\left(\frac{1}{h_4} - \frac{N-1}{h_4(N+1)}\right)^2}{4\lambda} \right)}{-2\beta - \rho},
 \end{aligned} \tag{A.27}$$

where

$$\begin{aligned}
 h_1 &= 2d - (N-1)a, \\
 h_2 &= 2a(N-1) + d(N-3) + \lambda(N^2-1)(\beta + \rho), \\
 h_3 &= -\frac{2a(N-1) + (N-3)d}{\lambda(N-1)(N+1)}, \\
 h_4 &= \frac{2(2d - (N-1)a)^2(-a(N^2 + 2N - 3) + 4d - \lambda(N^2 - 1)\rho)}{h_2\lambda(N+1)^2(2h_2 - \lambda(N^2 - 1)(2\beta + \rho))} + \frac{(N-1)d + 2aN}{\lambda(N+1)^2} \\
 &\quad + \beta + \rho.
 \end{aligned} \tag{A.28}$$

The following equation characterises $d(\lambda, N)$ (it is used in (6.29)):

$$\begin{aligned}
 0 &= -((N+1)(k_1 - \lambda\rho) + 2d) \frac{(N+1)((N-1)(k_1 - \lambda\rho) - 2d)}{8\lambda N^3} \\
 &\quad + \frac{d((N^2 - 1)(k_1 - \lambda\rho) + 2d(N^2 - N - 1))}{2\lambda(N-1)N^2} + d\rho \\
 &\quad + \frac{(N+1)^3((N-1)(k_1 - \lambda\rho) - 2d)^3}{32\lambda N^4((N-1)((N+1)k_1 + \lambda(N^2 - N - 1)\rho) + 2d(N^2 - N - 1))}
 \end{aligned} \tag{A.29}$$

where

$$k_1 = \sqrt{\frac{-4d^2(3N+1) + 4d\lambda(-3N^2 + 2N + 1)\rho + \lambda(N-1)(\lambda\rho^2 + N^2(8\gamma + \lambda\rho^2) + 2\lambda N\rho^2)}{(N-1)(N+1)^2}}.$$

References

- R. Almgren and N. Chriss. Optimal execution of portfolio transactions. *J. Risk*, 3(2):5–39, 2000.
- N. Barberis. Investing for the long run when returns are predictable. *J. Finance*, 1(55):225–264, 2000.
- M. K. Brunnermeier and L. H. Pedersen. Predatory trading. *J. Finance*, 60(4):1825–1863, 2005.
- P. Cardaliaguet and C.-A. Lehalle. Mean field game of controls and an application to trade crowding. *Math. Fin. Econ.*, 12(3):335–363, 2018.
- B. I. Carlin, M. S. Lobo, and S. Viswanathan. Episodic liquidity crises: Cooperative and predatory trading. *J. Finance*, 62(5):2235–2274, 2007.
- R. A. Carmona. *Lectures on BSDEs, Stochastic Control, and Stochastic Differential Games with Financial Applications*. SIAM, Philadelphia, 2016.
- R. A. Carmona and Z. A. Yang. Predatory trading: a game on volatility and liquidity. Preprint, available online at <https://carmona.princeton.edu/download/fe/PredatoryTradingGameQF.pdf>, 2008.
- R. A. Carmona, J.-P. Fouque, and L.-H. Sun. Mean field games and systemic risk. *Comm. Math. Sci.*, 13(4):911–933, 2015.
- Á. Cartea and S. Jaimungal. Incorporating order-flow into optimal execution. *Math. Fin. Econ.*, 10(3):339–364, 2016.
- P. Casgrain and S. Jaimungal. Mean field games with partial information for algorithmic trading. Preprint, available online at <https://arxiv.org/abs/1803.04094>, 2019.
- P. Casgrain and S. Jaimungal. Mean-field games with differing beliefs for algorithmic trading. *Math. Finance*, 30(3):995–1034, 2020.
- S. Champonnois, J. Muhle-Karbe, J. Sefton, and X. Shi. Managing transaction costs in dynamic trading. Preprint, 2021.
- X. Chen, J. H. Choi, K. Larsen, and D. J. Seppi. Learning about latent dynamic trading demand. Preprint, available online at <https://arxiv.org/abs/2105.13401>, 2021a.
- X. Chen, J. H. Choi, K. Larsen, and D. J. Seppi. Price impact in nash equilibria. Preprint, 2021b.

- P. Collin-Dufresne, K. Daniel, and M. Saglam. Liquidity regimes and optimal dynamic asset allocation. *J. Fin. Econ.*, 136(2):379–406, 2020.
- R. Cont and A. de Larrard. Price dynamics in a markovian limit order market. *SIAM J. Financial Math.*, 4(1):1–25, 2021/12/06 2013. doi: 10.1137/110856605. URL <https://doi.org/10.1137/110856605>.
- R. Cont, A. Kukanov, and S. Stoikov. The price impact of order book events. *J. Fin. Econometrics*, 12(1):47–88, 2014.
- J. De Lataillade, C. Deremble, M. Potters, and J.-P. Bouchaud. Optimal trading with linear costs. *J. Investment Strategies*, 1(3):91–115, 2012.
- M. F. Djete. Large population games with interactions through controls and common noise: convergence results and equivalence between open-loop and closed-loop controls. *arXiv:2108.02992*, 2021.
- S. Drapeau, P. Luo, A. Schied, and D. Xiong. An FBSDE approach to market impact games with stochastic parameters. *Probability, Uncertainty and Quantitative Risk*, 6(3):237–260, 2021.
- D. Evangelista and Y. Thamsten. On finite population games of optimal trading. *arXiv:2004.00790v1*, 2020.
- G. Fu, P. Graewe, U. Horst, and A. Popier. A mean field game of optimal portfolio liquidation. Forthcoming in *Math. Oper. Res.*, 2021.
- N. Gârleanu and L. H. Pedersen. Dynamic trading with predictable returns and transaction costs. *J. Finance*, 68(6):2309–2340, 2013.
- N. Gârleanu and L. H. Pedersen. Dynamic portfolio choice with frictions. *J. Econ. Theory*, 165:487 – 516, 2016.
- D. Lacker. On the convergence of closed-loop nash equilibria to the mean field game limit. *Ann. Appl. Probab.*, 30(4):1693–1761, 2020.
- D. Lacker and L. Le Flem. Closed-loop convergence for mean field games with common noise. Preprint, available online at <https://arxiv.org/abs/2107.03273>, 2021.
- D. Lacker and A. Soret. Many-player games of optimal consumption and investment under relative performance criteria. *Math. Fin. Econ.*, 14(2):263–281, 2020.
- D. Lacker and T. Zariphopoulou. Mean field and n -agent games for optimal investment under relative performance criteria. *Math. Finance*, 29(4):1003–1038, 2019.
- M. Laurière and L. Tangpi. Convergence of large population games to mean field games with interaction through the controls. *arXiv:2004.08351*, 2020.

- C.-A. Lehalle and E. Neuman. Incorporating signals into optimal trading. *Fin. Stoch.*, 23(2):275–311, 2019.
- A. Lipton, U. Pesavento, and M. G. Sotiropoulos. Trade arrival dynamics and quote imbalance in a limit order book. Preprint, available online at <http://arxiv.org/abs/1312.0514>, 2013.
- R. Martin. Optimal trading under proportional transaction costs. *RISK*, 8(27):54–59, 2014.
- L. Moreau, J. Muhle-Karbe, and H. Soner. Trading with small price impact. *Math. Finance*, 27(2):350–400, 2017.
- E. Neuman and M. Voß. Trading with the crowd. Preprint, available online at <https://arxiv.org/abs/2106.09267>, 2021.
- A. A. Obizhaeva and Y. Wang. Trading in crowded markets. Preprint, available online at https://papers.ssrn.com/sol3/papers.cfm?abstract_id=3152743, 2019.
- Y. Sannikov and A. Skrzypacz. Dynamic trading: price inertia and front-running. Preprint, available online at <https://www.gsb.stanford.edu/faculty-research/working-papers/>, 2016.
- A. Schied and T. Schöneborn. Liquidation in the face of adversity: stealth vs. sunshine trading. Preprint, available online at https://papers.ssrn.com/sol3/papers.cfm?abstract_id=1007014, 2009.
- M. Voß. A two-player price impact game. Preprint, available online at <https://arxiv.org/abs/1911.05122>, 2019.