

LoNLI: An Extensible Framework for Testing Diverse Logical Reasoning Capabilities for NLI

Ishan Tarunesh^{1*}, Somak Aditya² and Monojit Choudhury³

¹*Samsung Electronics, Suwon, Korea.

²CSE, IIT Kharagpur, Kharagpur, India.

³Microsoft Research, 9 Lavelle Road, Bangalore, India.

*Corresponding author(s). E-mail(s): ishantarunesh@gmail.com;

Contributing authors: saditya@cse.iitkgp.ac.in;

monojitc@microsoft.com;

Abstract

Natural Language Inference (NLI) is considered a representative task to test natural language understanding (NLU). In this work, we propose an extensible framework to collectively yet categorically test diverse Logical reasoning capabilities required for NLI (and, by extension, NLU). Motivated by behavioral testing, we create a semi-synthetic large test bench (**363** templates, **363k** examples) and an associated framework that offers the following utilities: 1) individually test and analyze reasoning capabilities along 17 reasoning dimensions (including pragmatic reasoning); 2) design experiments to study cross-capability information content (leave one out or bring one in); and 3) the synthetic nature enables us to control for artifacts and biases. We extend a publicly available framework of automated test case instantiation from free-form natural language templates (CheckList) and a well-defined taxonomy of capabilities to cover a wide range of increasingly harder test cases while varying the complexity of natural language. Through our analysis of state-of-the-art NLI systems, we observe that our benchmark is indeed hard (and non-trivial even with training on additional resources). Some capabilities stand out as harder. Further, fine-grained analysis and fine-tuning experiments reveal more insights about these capabilities and the models – supporting and extending previous observations; thus showing the utility of the proposed testbench.

Keywords: NLI, Reasoning, Benchmarking, Logic

1 Introduction

Recently, the NLP community has observed that the measured performance improvements in the popular benchmarks do not always translate to targeted improvements in learning the capabilities expected for solving a task. This gap was specifically highlighted as Richardson et al. (2020) and Ribeiro et al. (2020) showed a collection of simple examples representing minimal expected capabilities for a task that is enough to degrade state-of-the-art models’ performance completely. Such a *performance degradation* gap was acknowledged and explicitly pointed out by Bowman and Dahl (2021), who released a call for action for new benchmarks where the performance in benchmark aligns with good task performance. Furthermore, in Schlangen (2021), authors point out crucial differences between benchmarking in computing and benchmarking as followed in NLP. Performing a task requires a collection of cognitive capabilities for a human. In contrast, datasets are only a reflection of the task, and models are often optimized on the train split of the benchmark dataset, irrespective of the required underlying cognitive capabilities. As highlighted by the authors, such a train-test setup makes it hard to know the connections between tasks and capabilities and the possible transfer of learned capabilities from one task to the other without re-training.

Several researchers believe a dynamic *adversarially* created benchmark will accurately reflect performance, explaining the performance degradation. Nie et al. Nie et al. (2020) proposed an adversarial human-in-the-loop dataset creation process where humans play a game with a state-of-the-art system(s) to create increasingly complex examples. This, however, does not sufficiently address the problem as the initial models still fail at simpler examples (Kaushik et al., 2020; Ribeiro et al., 2020; Richardson et al., 2020), leaving the question “*can the system perform a particular type of reasoning?*” unanswered.

Inspired by behavioral testing, Ribeiro et al. (2020) proposed the creation of template-based test-suites (called CHECKLIST) that have broader coverage, ranging from minimal expected functionality to more complicated tests across a range of capabilities. Moving beyond phenomena-wise probing and cloze-task formulations, the methodology produces a capability-wise behavioral summary that aggregates different shortcomings of the SOTA models across capabilities in a disentangled manner. In this work, we show that with the right selection of required reasoning capabilities¹ such behavioral testing can help find out which reasoning abilities cause the performance degradation gap, thereby

¹We use the term “capability” following CHECKLIST-introduced terminology Ribeiro et al. (2020). According to Ribeiro et al. (2020), a capability is simply a feature a model is expected to possess. Such capabilities may include logical reasoning abilities. Humans, on the other hand, *may require* cognitive abilities to solve examples requiring such types of reasoning. However, the list of capabilities, as defined here, does not directly align with cognitive abilities.

also establishing a task-capability relation (Schlangen, 2021). A templated test suite following the behavioral testing methodology conforms to the traditional definition of *benchmarking* in computing, where it is not necessary to provide a training split; rather might be discouraged, as behavioral functional testing is often independent of software development.

To this end, we propose a novel extensible Natural Language Inference benchmark to explicitly test a diverse set of reasoning capabilities. We create a CHECKLIST that enables evaluation of whether NLI systems exhibit such reasoning capabilities. In the process, we extend the list of capabilities in Ribeiro et al. (2020) to cover more interesting linguistic and logical reasoning phenomena (such as causal, spatial, pragmatic) required in NLI (and similar tasks such as Question-answering). We expand on how we come up with templates for such reasoning capabilities and discuss the different ways our benchmarking dataset can be used. Through a short survey of related datasets and our experiments, we show how the LoNLI dataset (and the associated framework) uniquely enables fine-grained disentangled capability-wise analysis along various dimensions; and, to some extent, address the *performance degradation* by underscoring the harder capabilities. Identifying such *harder* capabilities may further help develop targeted applications. For example, a system that does well on logical and numerical reasoning capability can perhaps be useful for designing a math solver (or tutor, such as the Microsoft Math App.), but not a general purpose reasoner which might require spatiotemporal reasoning and common sense reasoning.

Contributions.

Our contributions are as follows. We create a semi-synthetic capability-rich NLI test-suite LoNLI (17 capabilities, 363 templates, 363k examples) by extending the reasoning taxonomy of Joshi et al. (2020). We show that LoNLI is hard, extensible by nature, balanced across known dimensions of bias, and enables fine-grained analysis of reasoning abilities. From our analysis, we find 1) LoNLI is hard to solve even with additional targeted resources (such as IMPRES (Jeretic et al., 2020)), 2) quantifier, implicature and *deduction* capabilities (spatial, temporal, numerical) stand out as harder across systems; and 3) also orthogonal as they are hard to learn by sole training on other capabilities. 4) Further, template-wise and intra-template observations attest to previously found facts and discover new ones without the hassle of targeted probing task creation.

2 Survey of Existing Datasets

The two most widely used large-scale NLI datasets are the SNLI (Bowman et al., 2015) and the MultiNLI (MNLI) dataset (Williams et al., 2018). Researchers have found that the high performance of the Transformer-based pre-trained language models (PTLM) on these datasets (and corresponding NLU benchmarks which include them) is often due to annotation biases and

spurious artifacts in the datasets (Gururangan et al., 2018; Poliak et al., 2018b). Such findings and performance degradation of trained PTLMs on targeted phenomena-wise tests have led to different evaluation strategies, such as i) probing tasks, ii) challenge datasets, and iii) capability-wise fine-grained evaluation. Effectiveness of probing tasks (Hewitt and Manning, 2019; Jawahar et al., 2019; Kim et al., 2019; Liu et al., 2019a; Tenney et al., 2019a,b) and challenge datasets (Kaushik et al., 2020; McCoy et al., 2019) are limited when it comes to answering the problem of performance degradation on simple examples or finding out comparatively harder capabilities using a single benchmark. Acknowledging this, researchers have built datasets focusing on testing a (limited) range of reasoning capabilities (Poliak et al., 2018a; Richardson et al., 2020), which include examples of varying complexity. Ribeiro et al. (2020) has taken an important step towards formalizing the notion of testing, and proposed the CHECKLIST framework for NLP tasks. Their results on several tasks have made the above performance degradation explicit, as PTLMs were shown to fail at minimal expected capabilities.

Based on such observations, many calls (Bowman and Dahl, 2021; Schlagen, 2021) for proposing improved NLP benchmarks have poured in. The following properties for an ideal NLU benchmark seems essential: 1) Benchmarks should make the connection between task and required capabilities explicit, where capabilities should be transferable across tasks (NLI, QA). 2) Benchmarks should be hard to solve, and 3) extensible. 4) Benchmarks should control for annotation artifacts and known biases. 5) Benchmarks should enable an understanding of the limits of current systems as well as whether systems exhibit minimal expected functionalities. Next, we will discuss some of the relevant existing NLI benchmark datasets (with and without reasoning type annotations). We observe that most recent datasets fall short on one or multiple of these criterion, delineating the necessity of our testbench.

Capability-agnostic datasets such as QNLI, SciTail (Khot et al., 2018), and FEVER (Thorne et al., 2018) focus on a specific aspect of knowledge (such as knowledge of scientific phenomenon or world knowledge). Datasets such as FEVER often exhibit biases (Schuster et al., 2019), possibly inherited from the source. Moreover, most examples in these datasets (even targeted ones such as WNLI) often require multiple capabilities. DialogueNLI (Welleck et al., 2019) features a persona-based dialogue structure for making inferences on the current utterance based on previous dialogue history. ANLI (Nie et al., 2020) is created through a human-in-the-loop process where participants play an adversarial game to fool a state-of-the-art system. While the methodology yields a way to create dynamic and increasingly harder benchmarks, the resulting dataset becomes model-aware and does not help address the performance degradation on simpler examples. Examples in ANLI also lack explicit capability information. **Capability-aware** datasets predominantly fall under two sub-types. The first type includes datasets created manually (FaNCY (Rochietti et al., 2021)) or requires experts for annotations (WNLI (Levesque et al., 2012), ConTRoL (Liu et al., 2021)) with the exception of TaxiNLI

Dataset	Creation Methodology	Size	Reasoning Types
SNLI Bowman et al. (2015)	Crowd-sourced	570K	✗
P: A black race car starts up in front of a crowd of people. H: A man is driving down a lonely road. (neutral)			
MNLI Williams et al. (2018)	Crowd-sourced	433K	✗
P: At the other end of Pennsylvania Avenue, people began to line up for a White House tour. H: People formed a line at the end of Pennsylvania Avenue. (entail)			
QNLI Rajpurkar et al. (2016)	Crowd-sourced	110k	✗
P: What library was estimated to have 700,000 volumes? H: The city of Pergamon also had a large library and became a major center of book production. (not_entail)			
ANLI Nie et al. (2020)	Crowd-sourced with human in the loop	162K	✗
P: Javier Torres (born May 14, 1988, in Artesia, California) is an undefeated Mexican American professional boxer in the Heavyweight division. Torres was the second-rated U.S. amateur boxer in the Super Heavyweight division and a member of the Mexican Olympic team. H: Javier was born in Mexico (contradict)			
WNLI Levesque et al. (2012)	Expert-annotated	780	Coreference
P: The cookstove was warming the kitchen, and the lamplight made it seem even warmer. H: The lamplight made the cookstove seem even warmer. (Coreference, contradict)			
ConTRoL Liu et al. (2021)	Expert annotated	8325	Coreference, Logical, Temporal, Analytical, Information Integration
P: The biggest risk facing the world’s insurance companies is possibly the rapid change now taking place within their own ranks. Sluggish growth in core markets and intense price competition, coupled with shifting patterns of customer demand and the rising cost of losses, are threatening to overwhelm those too slow to react. H: Insurance companies are experiencing a boom in their core markets. (Coreference, contradict)			
FaNCY Rocchietti et al. (2021)	Manual	4k	Factivity, Negation, Commonsense, Taxonomic
P: All seagulls fly. H: All birds fly. (Taxonomic, neutral)			
P: The man was born in 1950. H: The man was 18 in 1968. (Commonsense, entail)			
CLCD Salvatore (2019)	Synthetic	60K	Logical
P: Ashley is as tall as Sonya, Sonya is as tall as Carol, Carol is as tall as Miriam, Miriam is as tall as Jan, Jan is as tall as Loretta, Loretta is taller than Edith H: Carol is taller than Edith (Comparative, entail)			
P: Lula has visited Valdez, Lauren has visited Sunnysvale, Vickie has visited Ponca City H: Lula didn’t visit Yuma (Negation, entail)			
IMPPRES Jeretic et al. (2020)	Synthetic	25K	Pragmatic
P: All teenagers criticize Guy. H: Some teenagers criticize Guy. (Implicature (some - all), contradict)			
HANS McCoy et al. (2019)	Synthetic	30K	Lexical, Syntactic
P: The president advised the doctor. H: The doctor advised the president. (Lexical (sub-obj swap), not_entail)			

Vashishtha et al. Vashishtha et al. (2020)	Synthetic	1.1M	Temporal
P: The greeter said there was about 15 mins waiting. H: The saying did take or will take shorter than an hour. (Temporal (duration), entail)			
TaxiNLI Joshi et al. (2020)	Crowd-annotated (Subset of MNLI)	10K	Lexical, Syntactic, <i>Connective, Deductions, Knowledge</i>
P: Some travelers add Molokai and Lanai to their itineraries. H: No one decides to go to Molokai and Lanai. (Quantifier, contradict)			
P: Actually, my sister wrote a story on it. H: My sibling created a story about it. (Relational, entail)			
P: See you Aug. 12, or soon thereafter, we hope. H: The person told not to come until December. (Temporal, entail)			
LoNLI (ours)	Semi-Synthetic	363K	Lexical, Syntactic, <i>Connectives, Deductions, Numeric, Pragmatic, Knowledge</i>
P: Robin and Mary are from Ukraine and Chile respectively. H: Robin is from Chile. (Boolean, contradict)			
P: Florence has six dollars. She gave away four dollars. H: Florence now has two dollars. (Numerical, entail)			
P: Irving is 350 miles from San Francisco and 570 miles from Miami. H: Irving is nearer to San Francisco than Irving is to Miami. (Spatial, entail)			
P: Marilyn’s daughter is meticulous. H: Marilyn has a daughter. (Presupposition, entail)			

Table 1: The position of LoNLI in the spectrum of (a subset of closely related) NLI datasets. The *Connective*, *Deductions*, and *Knowledge* are the buckets of reasoning types according to TAXINLI taxonomy.

([Joshi et al., 2020](#)) which was annotated using crowdsourced workers. The second type includes datasets which are synthetic (CLCD ([Salvatore et al., 2019](#)), IMPPRES ([Jeretic et al., 2020](#))) or semi-synthetic (LoNLI (ours)) in nature. Examples in ConTRoL test understanding of coreference resolution, logical and temporal reasoning along with information integration over multiple sentences. The examples are expert-designed using publicly available online practice tests as the source. In TaxiNLI, authors annotate a subset of MNLI with taxonomic information rather than creating a synthetic dataset. However, authors do not control for the biases and artifacts that may have been inherited from the MNLI, and it is also hard to extend as annotation require extensive training. A wide array of past works use synthetically generated datasets for the purpose of capability-wise testing. [Richardson et al. \(2020\)](#) create a probing dataset to test logical reasoning. [McCoy et al. \(2019\)](#) propose the HANS dataset for testing lexical and syntactic phenomena (subsequence and constituent). [Vashishtha et al. \(2020\)](#) created a dataset aimed at testing temporal reasoning. CLCD ([Salvatore, 2019](#)) covers logical reasoning capabilities such as boolean, quantifiers, connectives, and counting. The IMPPRES ([Jeretic et al., 2020](#)) dataset is aimed at testing pragmatic capabilities such as implicature and presupposition. The recent work of [Yang et al. \(2022\)](#) provides a two-step

framework (TestAug) for generating test examples using templates assisted by GPT-3. Other datasets include AlphaNLI (Bhagavatula et al., 2020) (cloze-style dataset rather than NLI) explores the problem of abductive reasoning - finding the most plausible narrative context given the outcome,

In contrast to existing datasets (Tab. 1), through the proposed LoNLI benchmark, we enable evaluation at multiple granularity levels: intra-template (grouping via lexicon), a template, a (reasoning) capability, or the entire test bench level. We extend the capabilities proposed in Joshi et al. (2020), covering a gamut of reasoning abilities required for the NLI task (and NLU in general). Unlike challenge datasets, our dataset is not hard by design as the templates are targeted to cover minimal functionalities. But upon evaluation, we observe that our benchmark is difficult for most SOTA systems (and non-trivial to solve even with additional resources). Despite having simple templates we are able to attest existing observations from past works and also find out new observations. This brings us to another merit, i.e., extensibility. LoNLI can be extended in multiple dimensions: (i) more capability and templates can be added for probing particular phenomena, and (ii) templates involving multiple capabilities (hardness). Harder templates, in a cognitive sense, can be created by proposing templates that require multiple capabilities. Lastly, being semi-synthetic in nature, LoNLI is balanced with respect to known dimensions of biases, such as *gender-profession* bias (de Vassimon Manela et al., 2021), and lexical bias (Gururangan et al., 2018) such as “not” being strongly correlated with contradiction (see Section 4).

3 A Logical CheckList for NLI

The CHECKLIST² methodology (Ribeiro et al., 2020) assists users in testing NLP models by creating templates for a variety of linguistic capabilities. These templates can then be used to generate multiple examples following the same structure but with different values of placeholders. Table 2 shows an example CHECKLIST template for NLI task. Here NAME1 and NAME2 are placeholders of the same lexicon {NAME} = {Alexia, John, Mia, ...} and ADJ comes from the lexicon {ADJ} = {good, bad, kind, ...}. In tasks such as NLI, infer-

Template	Expected
P: {NAME1} and {NAME2} are {ADJ}. H: {NAME1} is {ADJ}. Example: P: <u>John</u> and <u>Harry</u> are <u>apathetic</u> . H: <u>John</u> is <u>apathetic</u> .	Entail Entail

Table 2: An example NLI template testing connective **and**.

encing often requires (one or more) linguistic and logical reasoning capabilities. Our goal is to test the systems against such reasoning types. This presents us with two challenges for templated test-suite generation for the NLI task (or

²<https://github.com/marcotcr/checklist>

tasks that require different types of reasoning): 1) careful selection of capabilities that represent well-known linguistic and logical taxonomy, and are easily extensible, 2) template creation for such capabilities.

3.1 Selection of Capabilities

Our central aim is to perform capability-wise analysis of model performance. Hence, we selected a list of task-agnostic capabilities, 1) that have minimal overlap and can therefore aid analysis, 2) easily extensible, 3) relevant and covers a wide range of existing phenomena in public NLI datasets. Available categorizations in the literature are often dataset and task-specific, and many focus on system-specific error analysis. GLUE Diagnostic test and the Adversarial NLI categories (Nie et al., 2020; Wang et al., 2018) are good examples of error categorization. Comparably generic categorizations such as InfoTabs (Gupta et al., 2020), and CHECKLIST (Ribeiro et al., 2020), often conflate different granularities for categorizations; based on the present aim of the paper or the task(s) under consideration. For example, InfoTabs consider “Named Entities” as a category as well as “Temporal”, and “Negation”. Based on the definition by authors, it is not clear which high-level linguistic or logical category, “Named Entities” may belong to. Most of these categorizations are also highly overlapping, and therefore extending with more capabilities and templates become harder. Rather, we look towards first principles and start with the high-level categories as informed by Linguistics (Jurafsky and Martin, 2009; Wittgenstein, 1922) and Logic (Sowa, 2010). Many Linguistics researchers argue that deciphering *meaning* from natural language *form* often takes Lexical, Syntactic, Semantic, and Pragmatic abilities. From the perspective of Logic (Charles Pierce), there are three pre-dominant forms of reasoning: deductive, inductive, and abductive; that can be employed by an agent to *understand* language. We observe that authors in Joshi et al. (2020) proposed a high level categorization that attempts to combine both categorizations, and defined an extensible Taxonomy (TAXINLI) suitable for our purposes.

TaxiNLI.

Joshi et al. (2020) proposed an (extensible) categorization of the reasoning tasks involved in NLI with a granularity finer than the high-level categorizations (Language and Logic), based on their relevance with respect to current public NLI datasets. Authors define three broad groups of reasoning: LINGUISTIC, LOGICAL and KNOWLEDGE, which aligns with our philosophy. The LINGUISTIC category covers examples where inference process is internal to the provided text; capturing lexical and syntactic aspects of meaning. As *Semantic* category is broad and may require various forms of reasoning, authors define the high-level categories as LOGICAL and KNOWLEDGE. LOGICAL is defined as the set of examples, where the inference process is external to the text, but may not require external facts to reason with. The KNOWLEDGE category subsumes examples that require reasoning with facts and knowledge external to

the input text. The examples under the LOGICAL category considers deductive reasoning mostly, and some examples under the KNOWLEDGE category considers abductive reasoning. By definition, the categories in TAXINLI have minimal overlap, and are extensible as they are arranged in a well-defined hierarchical Taxonomy. Lastly, authors have retained (or selected) a lowest-level category only when manual analysis demonstrated that a significant number of examples in public NLI datasets require that form of reasoning. Hence, the lowest-level categories constitute a suitable starting point.

In Tab. 3, we further introduce the categories and corresponding examples from the taxonomy in Joshi et al. (2020)³. LINGUISTIC category is further divided into capabilities lexical and syntactic. Authors have minimized overlap by carefully defining each category. For example, lexical reasoning denotes examples where the Premise (P)-Hypothesis (H) pairs only differ through addition, removal or substitution of a few lexical items. Syntactic examples are where understanding of syntactic variations or paraphrases is necessary for the inference process. LOGICAL categories are grouped under *Connectives*, *Mathematical* and *Deduction*. *Connectives* involve categories such as negation, boolean, quantifier, conditional and comparative. They each target a specific logical operator (negation, and/or), if-else constructs (conditional), or the quantification phenomena (such as some, all, every). *Mathematical* includes examples requiring reasoning about quantities such as counting, arithmetic. Joshi et al. (2020) had removed it for TAXINLI annotation, as pilot studies showed the number of examples requiring mathematical reasoning in MultiNLI is limited. *Deduction* comprises of reasoning pertaining to relational, spatial, temporal, causal and coreference. Relational reasoning requires understanding of relationships between entities mentioned in text. Spatial and temporal pertains to reasoning about time and space. Causal focuses on examples involving the understanding of cause-effect, while coreference involves examples requiring anaphora resolution. KNOWLEDGE indicates examples where external (world) or commonly assumed (we only consider taxonomic) knowledge is required for inference. We extend the taxonomy by adding back the (pruned) numerical category. We also add a high-level category PRAGMATIC (at the same level as LINGUISTIC, LOGICAL, and KNOWLEDGE) to capture pragmatic phenomena. There are various types of pragmatic phenomena according to Grice’s cooperative principle and other linguistic theories for interpretation of utterances. Here, we include two basic sub-categories pre-supposition (subsuming factivity) and scalar implicature, which can be further added to in future.

3.2 Template Generation for Reasoning Categories

Automatic template creation from public datasets is not straightforward, as examples in public NLI datasets represent multiple capabilities (Joshi et al., 2020). Even targeted datasets such as Winograd Schema Challenge (Levesque et al., 2012) require careful re-annotation, as examples may require lexical or boolean reasoning. Instead, we manually create templates and use human

³For detailed definitions, please see Joshi et al. (2020).

#	Description of phenomenon & Examples	Annotations
T1	Ordered resolution of length 2 with matched hypothesis (Boolean) P: George and Michael are from Germany and Australia respectively. H: George is from Germany. entail	E (1)
T2	Ordered resolution of length 2 with mis-matched hypothesis (Boolean) P: Helen and Barbara are from Canada and Brazil respectively. H: Helen is from Brazil. contradict	C (1)
T3	Coreference resolution between gendered names (Coreference) P: Ricardo and Angelique are colleagues. He is a minister and she is a model. H: Angelique is a model. entail	E (.8)
T4	Comparison of distance between locations and inferring near/far (Spatial) P: Manchester is 67 miles from Pittsburg and 27 miles from Kansas. H: Manchester is nearer to Kansas than Manchester is to Pittsburg. entail	E (1)
T5	Inferring the first or last event given a sequence of events (Temporal) P: Jessica has latin class then geography class then french class. H: Latin class is the first class among the three. entail	E (1)
T6	Understanding of casual verb pair (such as give-take, throw-catch) (Causal) P: Fiona taught mathematics to Ruth. H: Ruth learnt mathematics from Fiona. entail	E (1)
T7	Basic counting (Numerical) P: Dorothy, Katie and Rose are the only children of Stephen. H: Stephen has exactly 3 children. entail	E (1)
T8	Basic counting (Numerical) P: Martin is the child of Susan. Jill is the child of Susan. H: Susan has atleast 2 children. contradict	C (1)
T9	Knowledge of city and the countries they belong to (World) P: Patrick lives in Lahore. H: Patrick lives in Pakistan entail	E (.8)
T10	Existence of hypothesis based on presupposition trigger in premise. (Pre-Supposition) P: William's wife is tactful. H: William has a wife. entail	E (1)
T11	Existence of hypothesis based on presupposition trigger in premise. (Pre-Supposition) P: Martin has stopped drinking. H: Martin used to drink. entail	E (1)
T12	Change of quantifier from positive (some) to negative (not all). (Implicature) P: Some of the banknotes are crimson in colour. H: Not all of the banknotes are crimson in colour. entail	E (1)
T13	Testing maximum informativeness in utterance (Implicature) P: Toothpaste and eyeliner lie on the table. Jane asked for eyeliner. H: Jane did not ask for the toothpaste. entail	N (.5) E (.5)
T14	Testing maximum informativeness in utterance (Implicature) P: Donald asked Chris for 200 dollars. Chris had 90 dollars. H: Chris didn't have 200 dollars. entail	E (1)
T15	Testing ellipsis (syntactic), antonym (lexical) and comparative (Multiple) P: Evelyn is weaker than Billy but not Michael. H: Evelyn is stronger than Michael. entail	E (1)
T16	Testing numerical comparison and commonsense (Multiple) P: Grace asked Albert for 20 dollars. Albert refused. H: Grace has higher chances of convincing Albert for 40 dollars. contradict	C (1)

Table 3: We show a few representative examples, description of the phenomenon the template is intended to test, top human annotated label, and associated confidence (0-1). T15 and T16 are examples of relatively *harder* templates requiring multiple capabilities. T15 require comparative, negation, and syntactic. T16 requires commonsense and numerical reasoning.

annotations to verify the correctness of templated instances. As and when required, we extend the list of basic key placeholders (and corresponding lexicon) provided by the CHECKLIST tool, such as, {PROFESSION} = {doctor, actor, politician, ...}, {COM ADJ} = {smarter, taller ...}, {CITY} = {Paris, New York ...}.

The process of template creation followed this general pattern. In step 1, we make a list of phenomenon that fall under a capability. For example, under Comparative, the phenomenons are (a) checking if the predicates are comparable, (b) understanding of comparative adjectives (c) understanding of superlative adjectives and (d) mixed (both (b) and (c) in the same template).

For Spatial, the phenomena are (a) 2D space reasoning (on, above, below, left, right), (b) direction (North, South, East, West) (c) comparison of distance. In step 2, there are multiple templates created to test the phenomenon. These templates are logical perturbations of each other. We vary the number of predicates, reorder the predicates, reorder the templated sentences in the premise (if there are more than one), or replace a number with its romanized form while retaining intended meaning. This leads to multiple templates generated for each of the phenomenon we listed in step 1. If a phenomenon is difficult to translate to a template, they are either ruled out or we use an external resource to aid the template creation. One author came up with the templates while the others verified the validity of the examples. The entire suite of templates required close to 40 hours for creation. In the subsequent paragraphs, we highlight interesting templates (Tab. 3) and discuss some challenges faced during template creation.

Linguistic. The Lexical templates test understanding of synonyms, antonyms, hypernyms, and unrelated phrases. Syntactic templates test different forms of ellipsis (“P: Hugh is a lecturer and Nancy is too. H: Nancy is a lecturer.”). Templates for Paraphrasing are hard to create because most paraphrases in existing-paraphrase corpora (Dolan and Brockett, 2005; Iyer et al., 2017) are not necessarily entailments, and paraphrases may involve lexical changes as well.

Logical. For Negation, templates test the effect of negation words (not, never, hardly) in the premise or hypothesis. Boolean templates test logical *and* (\wedge), *or* (\vee) and their combination; ordered resolution (T1, T2) of varying lengths along with inclusion of negation. Quantifier templates test the understanding of *universal* (all, \forall), and *existential* (some, none; \exists , $\neg\exists$) quantification, and the effects of interchanging them (“P: None of the clips are brown in colour. H: Some of the clips are brown in colour.”). Comparative templates range from basic comparative checks (can A and B be compared) to more complex comparisons, such as comparative, superlative, and associativity (“P: Peter is dumber than Diane. Diane is dumber than George. H: Peter is dumber than George.”). We also include templates with insufficient information (“P: Among Albert, Larry and Susan the wealthiest is Larry. H: Susan is wealthier than Albert.”). We collect a list of adjectives along with their comparative and superlative forms for these templates. For Coreference, we come up with templates to test gendered (T3) and animate vs. inanimate resolution (“P: Mike has a pencil. It is crimson in colour. H: Pencil is crimson in colour.”). Spatial templates test understanding of spatial prepositions and adverbs indicating relative positions such as near-far (“P: Irving is 350 miles from San Francisco and 570 miles from Miami. H: Irving is nearer to San Francisco than Irving is to Miami.”), above-below, left-right (“P: Helen is to the left of Annie. Annie is to the left of Johnny. H: Johnny is to the right of Helen.”). We also include a set of templates testing cardinal directions (north, east, south, and west); and some requiring comparison of distances (T4, requiring both Spatial and Numerical understanding). Temporal templates cover relative occurrences

of events using prepositions, such as *before-after* and *earlier-later*. Another set of templates tests the understanding of time in the day (“P: Leslie reached hospital at 6 AM whereas Julie reached at 11:30 AM. H: Leslie reached before Julie.”), month or year. We add templates for temporally ordered events (T5) which require the inference of the earliest or latest events (similar to [Vashishtha et al. \(2020\)](#)). Causal template creation is tricky since often reasoning beyond *form* is required. However, with specific controls placed, we can generate accurate causal premise-hypothesis pairs. We use a set of action-verb pairs which are complementary (e.g. give-take, lend-borrow, etc.) to describe corresponding actions between 2 entities and an object (T6). This still results in limited test cases. Explorations into leveraging knowledge graphs such as ConceptNet, ATOMIC ([Sap et al., 2019](#); [Speer et al., 2016](#)) to retrieve appropriate causal action phrases could be a way to tackle the issue. Most LOGICAL category templates implicitly test the Relational (deductive reasoning with relations in text) capability, and hence we add three representative templates. Numerical templates test a basic understanding of counting (T7, T8), addition, subtraction and numerical comparison (“P: Jeff has 2 coins. Don has 1 coins. H: Jeff has more coins than Don.”). Following [Talmor et al. \(2019\)](#), we add another set of templates pertaining to counting.

Knowledge. For Taxonomic, we create templates where a taxonomic hierarchy (external to text) is implicitly required to infer the hypothesis – either requiring to infer A is a type of B (A has some properties. \Rightarrow A is a type of B) or utilising that information (similar to [Talmor et al. \(2020b\)](#)) (B has property X \Rightarrow A has property X). The scope of World templates is vast. We add a representative template to test basic knowledge of geography (city-country pairs, T9)

Pragmatic. For Pragmatic, we add templates along the lines of [Jeretic et al. \(2020\)](#). Pre-supposition templates test the existence of objects (T10), occurrence of events, aspectual verbs (T11) and quantifiers. Under Implicature we create templates converging conventional implicature such as the use of word “*even*” (“P: Even Martin bought a laptop. H: Martin was among the least likely to buy a laptop.”) and generalized conversational implicature. For the latter, templates are created mainly following the Grice’s cooperative principle of quantity [Grice \(1975\)](#), also called scalar implicature (other Grice’s cooperative principle include quality, relevance and manner). Most of the scalar implicature templates also require other capabilities such as quantifiers (T12), Boolean (T14), and Numerical (T15). Particularized conversational implicatures only hold true in limited context and thus it is difficult to create templates for them.

3.3 LoNLI Dataset Statistics and Analysis

We created a total of 363 templates spanning all 17 capabilities. For each template, we generate 1000 examples by careful instantiations of the placeholders present in the template. We ask two independent annotators, who are proficient in English and experienced in natural language annotation task to annotate

the NLI label for 5 random examples from each template (1815 examples). The average Fleiss' κ 0.81 (same as Cohen's) shows very high inter-annotator agreement. The dataset can be found here ⁴.

Analysing Artifacts and Bias in LoNLI

We also analyze the lexical bias based on different keywords and top frequent words in the LoNLI dataset, show in Fig. 1. In LoNLI, in most keyword dimensions, entailment and contradiction examples are balanced. As it is hard to synthetically and automatically create neutral examples, the percentage of neutral examples is limited in comparison to the other labels.

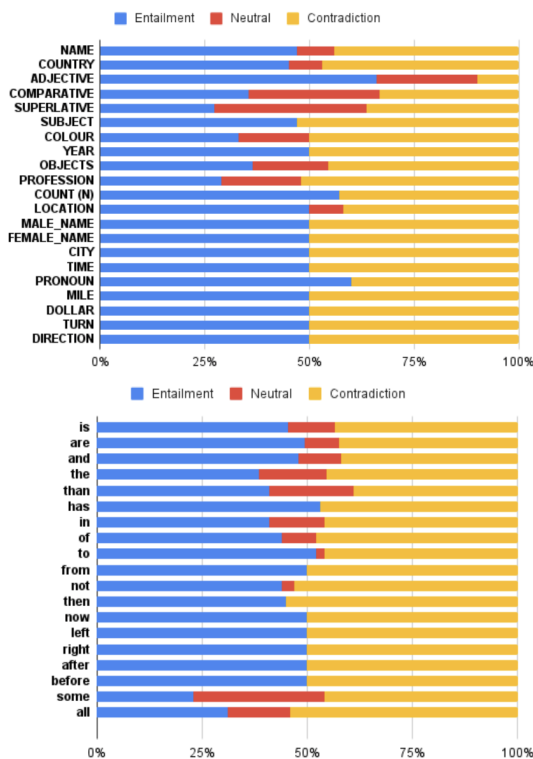


Fig. 1: Lexical bias based on different keywords and top frequent words.

⁴<https://github.com/microsoft/lonli>

4 LoNLI: Observations and Analysis

The LoNLI dataset enables a multitude of analyses at different granularity. Through our analysis, we observe the following salient points: 1) MultiNLI fine-tuned systems fare poorly in most LOGICAL, KNOWLEDGE, and implicature categories. 2) In a post-hoc setting, due to these harder categories, the dataset remains non-trivial to solve even for systems trained on additional targeted resources. 3) Most LOGICAL categories require some unique information, that may not be learned solely from other capabilities. Apart from this, the framework of LoNLI allows us to attest to previously found observations and discover new phenomena-specific ones, such as systems oscillating inexplicably between logical and pragmatic interpretation for implicature examples. Intra-template variations help us find out model sensitivity towards gendered names and other lexicons (such as profession or adjectives).

4.1 Analysis of NLI Systems

We analyze four state-of-the-art systems – BERT-base, DistilBERT-base, RoBERTa-large (Devlin et al., 2019; Liu et al., 2019b) and DeBERTa-large (He et al., 2020) fine-tuned on MNLI data. Whenever available, we use the MNLI finetuned models from the Huggingface Transformers repository⁵. Otherwise, we train it using the script from the repository (Wolf et al., 2019), with the hyper-parameters suggested by corresponding papers.

Details of MNLI trained models.

We use RoBERTa-large trained on MNLI from pytorch hub⁶ and DeBERTa-large trained on MNLI from huggingface model hub⁷. BERT and DistilBERT were not publicly available. So we train bert-base-uncased and distilbert-base-uncased with learning rate 5e-5, batch size 32, and sequence length 128 for 3 epochs⁸. The validation was done after each epoch and the best model was saved.

Dataset	BERT	DistilBERT	RoBERTa MNLI	RoBERTa (M+S+F+A)	DeBERTa
MNLI-test	84.5	82.2	90.2	91.0	91.3/91.1
CheckList	59.4	54.6	68.2	71.1	69.9

Table 4: Average Accuracies of all systems

⁵<https://huggingface.co/models>

⁶https://pytorch.org/hub/pytorch_fairseq_roberta/

⁷<https://huggingface.co/microsoft/deberta-large-mnli>

⁸<https://github.com/huggingface/transformers/tree/master/examples/pytorch/text-classification>

In Tab. 4, we show accuracies of 5 state-of-the-art NLI systems. We observe the effect of adversarial training with more data using the RoBERTa-large trained on Adversarial NLI dataset (Nie et al., 2020) (primarily the round 3 model trained on MNLI, SNLI, Fever, and ANLI), and using a larger model DeBERTa-large (He et al., 2020) trained on Multi-NLI dataset which is at this point leader in the GLUE leaderboard. Interestingly, our capability-wise analysis in Figure. 2(a) shows that DeBERTa does only marginally better than RoBERTa-MNLI. It still suffers in spatial, numerical, knowledge, and implicature templates. In many cases, DeBERTa shows similar intra-template inconsistencies (Fig. 2(b)). RoBERTa-ANLI (M+S+F+A) model, only provides a 2.9% accuracy improvement on LoNLI, showing the test suite is quite hard. Similar to DeBERTa, it suffers in spatial, Numerical, knowledge, implicature, and some more logical categories. However, we see from Fig. 2(b), that the intra-template inconsistencies decrease even more for RoBERTa-ANLI. Next, we analyze further at the level of i) capabilities, ii) templates, and iii) intra-template granularity.

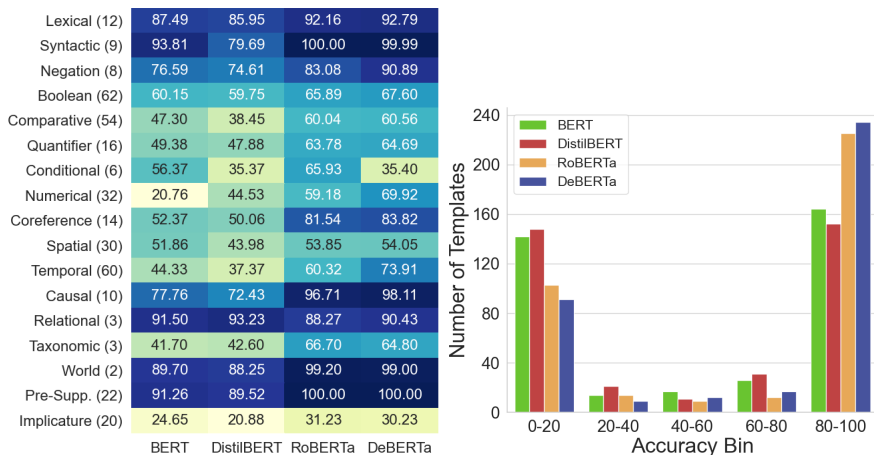


Fig. 2: (a) (Best viewed in color) For each of the 17 reasoning capabilities, we show average accuracy for each model (darker the color, higher the accuracy), (b) We show test-suite wide model accuracies divided into 5 bins. Here RoBERTa signifies, RoBERTa-large finetuned on ANLI.

Capability-wise Performance.

From the capability-wise average accuracy (Figure 2(a)), we observe that all models perform well on Lexical, Syntactic, and Presupposition capabilities. For the LOGICAL categories, the results are comparably poor and inconsistent across both the capabilities and model dimensions. The same holds for the KNOWLEDGE categories and implicature templates. In short, a subset of

LOGICAL categories (comparative, spatial, temporal, quantifier, numerical), implicature, and taxonomic stands out as relatively *harder* capabilities across systems. Through further template-wise analysis, we affirm many previous observations and discover new ones related to these harder capabilities. For the ensuing analysis, we mark a template as *passed* if the model’s accuracy is above 80%, as *unsure* if the accuracy is between 20 to 80%, and *failed* if less than 20%.

Reproducing Previous Observations.

In temporal, models are sensitive to lexical substitutions (Glockner et al., 2018) such as replacing “before” (“after”) with “earlier than” (“later than”). The models show a label bias towards contradiction in the presence of “not” even if the true label is entailment (Naik et al., 2018). Similar to Talmor et al. (2020a), in numerical, we find that all models struggle in comparing age given year of birth. BERT and DistilBERT are unsure of most templates. RoBERTa and DeBERTa perform better at counting while failing when the hypothesis refers to an incorrect count. All models struggle with templates pertaining to addition and subtraction (often showing label bias) (Naik et al., 2018; Pikekos et al., 2021; Wallace et al., 2019). On quantifier templates with “some-all” the result of BERT and DistilBERT are neither consistent with the pragmatic nor logical mode of reasoning (Jeretic et al., 2020). Failure on many templates (for example all models fail to predict contradiction on P: Sue but not Harry is a dentist. H: Harry is a dentist.) can be attributed to shallow, fallible syntactic heuristics rather than “understanding” (McCoy et al., 2019).

Uncovering New Findings.

On the ordered resolution of varying lengths, we observe that RoBERTa and DeBERTa are biased towards entailment (*unsure* for contradiction). Within comparative, RoBERTa and DeBERTa fail on templates testing associativity of comparison (P: A is X than B, B is X than C. H: A is X than C). All models fail on templates where the information is insufficient (P: A is X than C, B is X than C H: A is X than B). BERT and DistilBERT are *unsure* when the premise or hypothesis requires reasoning over a superlative adjective. On another set of templates for counting (P: Mary and Billy are the only children of Joe. H: Joe has exactly 2 children.), we find even RoBERTa and DeBERTa struggle which is in contrast to Talmor et al. (2020a). This indicates that RoBERTa and DeBERTa may not actually *know* how to count, but rather may rely on spurious correlations. Within temporal, all models fail to detect the “first” or the “last” event in a sequence of three events (A then B then C). On implicature templates, the models oscillate unexplainably between logical (P: Silverware and plate lie on the table. Barbara asked for the plate. H: Barbara also asked for the silverware.; predicting neutral over contradiction) and pragmatic interpretation (P: Some of the balls are purple in color. H: All of the balls are purple in color.; predicting contradiction over neutral),

depending on the template.

4.2 Investigating Intra-Template Variations

We also analyze **intra-template** variations, i.e., why some templates fall in the middle bin (20-80%; Fig. 2(b)). The accuracy of a template lying in the middle bin can be explained using the choice of lexemes for the placeholders. Even here, we attest to previously observed model sensitivity towards gendered names (Bhardwaj et al., 2020; Vig et al., 2020). We find that models are sensitive to dimensions of other lexicons as well such as profession or adjectives. We expand on our analysis of variation within a template arising due to lexicons by discussing two example templates.

{PROFESSION}	Male	Female
engineer	0.00	0.01
poet	0.00	0.04
entrepreneur	0.01	0.01
politician	0.02	0.35
writer	0.03	0.07
banker	0.06	0.08
dancer	0.9	0.12
actor	0.10	0.26
painter	0.10	0.33
accountant	0.12	0.35
businessman	0.16	0.32
author	0.33	0.45
singer	0.49	0.77
teacher	0.62	0.63
doctor	0.80	0.77
professor	0.92	0.83

Table 5: Variation in accuracy in BERT for different values of professions and gender

Case Study 1 on PROFESSION.

The expected label for the template P: {NAME1}, but not {NAME2}, is a {PROFESSION}. H: {NAME2} is a {PROFESSION}. is “contradiction”. We create examples from this template by varying on two dimensions, 1) first we vary the gender of NAME2 (we keep NAME1 to be the same gender as NAME2 to avoid any confusion), and then 2) use different values of the PROFESSION lexicon, and then vary only names. For each combination of the above two we sample 100 examples and report BERT’s accuracy in Table 5. As mentioned, accuracy varies strongly with the change in the lexicon for PROFESSION. Template accuracy varies from low when the profession is set to engineer (0%), poet (0%) to high when the profession is set to doctor (82%), professor (92%).

{ADJ}	Male	Female
big	0.00	0.03
sweet	0.16	0.11
smart	0.25	0.20
weird	0.38	0.40
strong	0.41	0.40
tough	0.47	0.48
old	0.56	0.55
tall	0.56	0.61
tiny	0.99	0.99
creepy	1.00	1.00

Table 6: Variation in the accuracy of BERT for different values of adjective and gender

Case Study 2 on Adjectives.

Next, we select another template: P: {NAME1} is {ADJ}. {NAME2} is {COM ADJ}.H: {NAME2} is {COM ADJ} than {NAME1}. For this template, expected label is entailment. Similar to before, we generate examples conditioned on ADJ and gender. Table 6 shows the accuracy for different combinations of gender and ADJ. Compared to the previous template, we notice that the accuracies are almost unchanged across the gender dimension. This means that compared to ADJ, BERT shows bias towards certain professions PROFESSION conditioned on gender. Here also template accuracy varies from low when adjectives are bigger (0%), sweeter (16%) to high when adjectives are tiny (99%), creepier (100%).

4.3 Effect of Existing Resources

From Tab. 4, we observed that current SOTA models perform poorly on LoNLI, and found certain capabilities comparatively *harder*. Venturing further to assess the *hardness*, we examine whether further finetuning on specific existing datasets can help. We select two capability-aware resources, CLCD (aimed at *connectives*), and IMPPRES (aimed at PRAGMATICS), and an adversarial resource ANLI. We use MNLI-trained BERT and RoBERTa, and further train them on the three resources.

Finetuning on additional resources.

CLCD dataset is a two-way classification task – contradiction and non-contradiction. So, first, we convert the examples to traditional 3-way labeling tasks by labeling non-contradiction with neutral and entailment. As CLCD is synthetic (and templated) in nature, we use the templates to re-label sets of examples than individual ones. Also CLCD and IMPPRES do not provide a separate test split so we sample 10% data for testing and remove it from training. ANLI has three subsets R1, R2, and R3 which we use in a combined fashion by concatenating the datasets. For fine-tuning, we start with BERT-base and RoBERTa-large fine-tuned on MNLI and train them on these three datasets

using a learning rate of 5e-5. Since the datasets are smaller, we experiment with smaller batch sizes of 4 and 8. For CLCD and IMPPRES the sequence length remains 128 but for ANLI we increase the sequence length to 256 (following Nie et al. (2020)). For both, we train the model for 3 epochs and save the model with the best validation score after each epoch.

Boolean	2.03	-19.43	-12.94	-9.74	-17.66	-14.03
Comparative	-2.25	-12.83	-16.07	-11.90	-16.14	-17.31
Quantifier	-5.38	0.62	-2.47	-13.23	-9.46	-17.07
Numerical	-15.55	8.72	-4.50	-28.26	-13.08	-24.51
Spatial	3.90	0.01	-13.41	-3.66	-5.96	-21.12
Temporal	-22.59	0.56	-7.39	-30.47	-12.03	-15.94
Taxonomic	-3.40	12.07	-4.40	-12.73	4.60	-16.32
Implicature	-12.10	2.69	-3.41	-0.67	6.96	-6.44
	BERT (C)	BERT (I)	BERT (A)	RoBERTa (C)	RoBERTa (I)	RoBERTa (A)

Fig. 3: We show the increment in accuracy compared to MNLI variants, for select capabilities. (C)=CLCD, (I)=IMPRES, (A)=ANLI.

Results.

Fig. 3 summarizes the capability-wise accuracy of the six variants on selected capabilities of interest. Expectedly, training on IMPPRES shows benefit (albeit marginal) on implicature for both models over their MNLI-variants. IMPPRES benefits BERT on most capabilities. For RoBERTa, most other capabilities suffer except for taxonomic. Training on CLCD benefits BERT marginally on boolean capability, while preserving its performance on comparative and quantifier. Even here, improvements for RoBERTa are minimal. We also see that continued finetuning on capability-aware datasets is often detrimental to the rest of the capabilities. Numerical capability suffers the most on both datasets, while temporal suffers the most on CLCD. ANLI is capability-agnostic and contains harder examples. We hardly observe any benefit of using both MNLI and ANLI for both models (all capabilities suffer marginally). For ANLI, the decline in performance is higher for BERT than RoBERTa. In summary, we observe that LoNLI is non-trivial to solve even with additional resources.

4.4 Few-shot and Cross-capability Finetuning

Finally, we use the LoNLI dataset (as train-test) to investigate whether the *harder* capabilities can be learned from others (in a leave-one-out setting) or in a few-shot manner.

Few-shot Finetuning.

We employ few-shot finetuning to gauge if some categories remain harder with the addition of data. We uniformly sample training data for each capability,

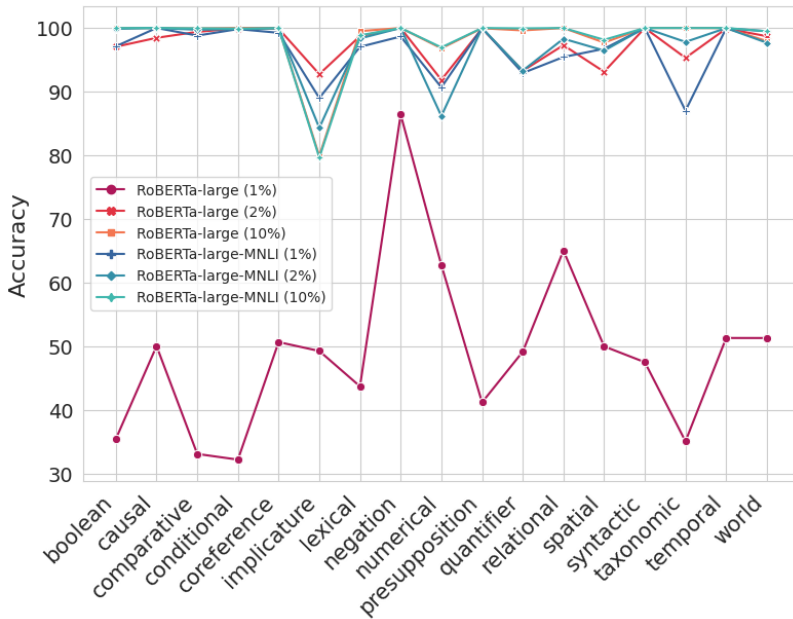


Fig. 4: (Few-shot) Figure shows how RoBERTa-large and RoBERTa-large-MNLI performance varies with 1 – 10% of LoNLI training data. For more than 10%, the accuracy varies minimally.

then gradually increase training data from 1%, 2%, 10%, 20% to 30% for each experiment. Using the sampled data, we finetune pre-trained RoBERTa-large and RoBERTa-large trained on MultiNLI⁹. We test on 20% of the dataset. As shown in Figure 4, pre-trained RoBERTa-large performs very low on all categories with 1% training data but quickly reaches near 100% accuracy with 2% data. As expected, even with 1% data, RoBERTa-large-MNLI achieves 100% accuracy on all categories except implicature, numerical, quantifier and taxonomic.

The curious case of implicature. Some implicature templates stand out as the outcome may vary based on whether pragmatic or logical interpretation is employed. Interestingly, RoBERTa-large-MNLI becomes somewhat consistent in adapting logical interpretations for templates that may have different outcomes for different interpretations. This is expected, as without additional input context about which interpretation is expected, the model should be consistent.

⁹For each model, we perform a hyperparameter search using different learning-rate ($1e-5$, $2e-5$, $5e-5$), warm-up steps (0, 500), scheduler (linear, constant), and training epoch (3, 5) combinations; and choose the hyperparameters that provide the highest LoNLI and MultiNLI validation accuracy.

Cross-capability Finetuning.

Next we design leave-one-out (**loo**) and bring-one-in (**boi**) experiments. For **loo**, we remove a capability altogether from training and train using 80% of the remaining data (train/val/test: 64/16/20). For comparison, we create the **loo-all** setting where no capability is left out. For the dual setting **boi**, we train using 80% of one particular capability (leaving others out). For both, we test using 20% of the entire dataset. We fine-tune and plot RoBERTa-large

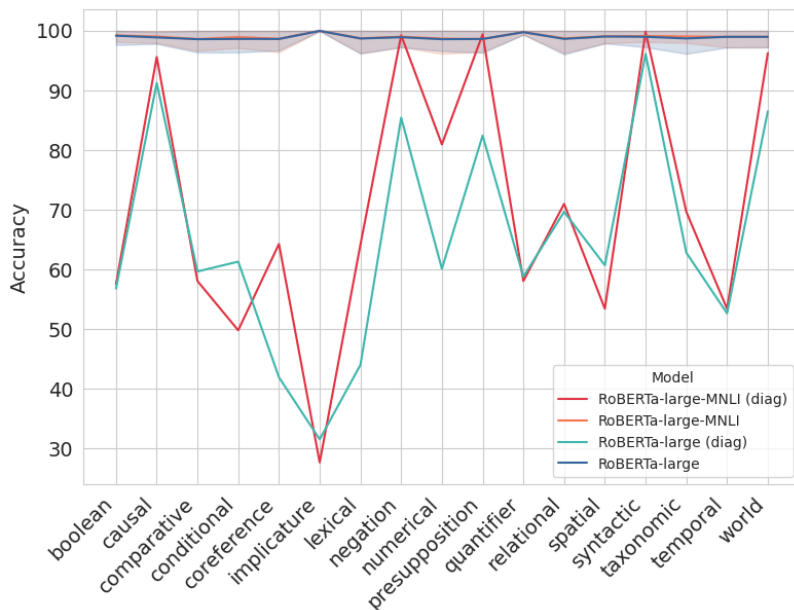


Fig. 5: (Cross-capability **loo**) Capability-wise accuracies after RoBERTa-large, and RoBERTa-large-MNLI finetuning when an individual (X-axis) capability is left out. The *diag* indicates the test accuracies of the left-out capabilities, for example, both models achieve 57% accuracy for boolean (and close to 99% for others) when boolean is left out.

and RoBERTa-large-MNLI accuracies in the **loo** setting in Figure 5 (BERT results in Figure 6). The X-axis denotes the left-out capabilities (i.e., withheld during training). The Y-axis denotes test accuracy per capability (left-out capability's test accuracy for *diag*, average with error bars for others). We observe the following patterns.

Can capabilities be acquired by training others? For both models (in **loo**), the average test performance of the left-out capabilities remains low (RB-MNLI: 70.5 ± 20.7 , RB: 64.8 ± 16.64), showing most capabilities (and our selected templates) need some unique reasoning or information not provided by others. The capabilities comparative, conditional, coreference, implicature,

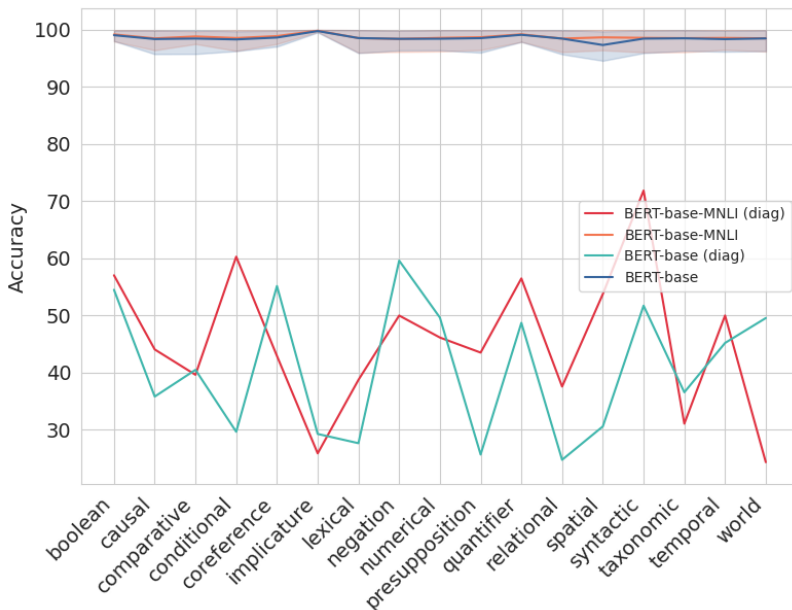


Fig. 6: (Cross-capability `loo`) Capability-wise accuracies after BERT, and BERT finetuning when an individual (X-axis) capability is left out. The *diag* indicates the test accuracies of the left-out capabilities, for example, BERT-base-MNLI models achieve 56% accuracy for boolean (and close to 99% for others) when boolean is left out.

quantifier, spatial, and temporal show the most degradation (compared to `loo-all`, where examples from all capabilities are used during training).

Are there any spurious correlations? Leaving most capabilities seem to improve quantifier and implicature performance (compared to `loo-all` scenario). While implicature performance can be explained, we experiment with RoBERTa-large-MNLI in `boi` setting where we train on one capability and test on others. Other than lexical, numerical, implicature and spatial, each category individually improves on quantifier (3.4 ± 10.7) compared to RoBERTa-large-MNLI model. A very similar, but prominent improvement happens for numerical (12.94 ± 11.78), and spatial (10.36 ± 14.24). Interestingly, for spatial and numerical, there is hardly any relevant information in other templates; showing how easily these models pick up unintended spurious patterns.

Does MNLI Finetuning help acquire the harder capabilities? For RoBERTa-large and BERT-base (in Fig. 5, 6), finetuning on MNLI followed by other categories do not seem to help pick up comparative, quantifier, and implicature. From both models, we observe that for comparative, quantifier, and implicature; the left-out capability’s accuracy (in `loo`, see *diag* in Fig. 5)

often degrades when we use MNLI-finetuned model, compared to the pre-trained model. This underscores the necessity for category-specific evaluation and enhancement of NLI systems.

5 Conclusion

Using the CHECKLIST framework, we propose an extensible semi-synthetic NLI benchmark (363 templates, 363k examples) with reasoning type annotations, covering 17 reasoning types (extending a recently proposed NLI taxonomy). Unlike other NLI datasets, our dataset 1) comes with explicit reasoning type annotations covering a wide range of linguistic and logical phenomena, 2) enables fine-grained capability-wise analysis, 3) is easily extensible in the future, and 4) is devoid of known artifacts and bias. SOTA NLI systems perform poorly in this dataset, even with capability-specific existing resources as additional training data. Further analysis leads us to find a subset of capabilities that are harder across systems. Through fine-tuning experiments, we find some remain harder even with the addition of training data from the test-suite, and are hard to learn solely from other capabilities.

References

- Chandra Bhagavatula, Ronan Le Bras, Chaitanya Malaviya, Keisuke Sakaguchi, Ari Holtzman, Hannah Rashkin, Doug Downey, Wen tau Yih, and Yejin Choi. Abductive commonsense reasoning. In *International Conference on Learning Representations*, 2020. URL <https://openreview.net/forum?id=Byg1v1HKDB>.
- Rishabh Bhardwaj, Navonil Majumder, and Soujanya Poria. Investigating gender bias in BERT. *CoRR*, abs/2009.05021, 2020. URL <https://arxiv.org/abs/2009.05021>.
- Samuel Bowman, Gabor Angeli, Christopher Potts, and Christopher D Manning. A large annotated corpus for learning natural language inference. In *EMNLP 2015*, pages 632–642, 2015.
- Samuel R. Bowman and George E. Dahl. What will it take to fix benchmarking in natural language understanding? In *NAACL-HLT 2021, Online, June 6-11, 2021*, pages 4843–4855. Association for Computational Linguistics, 2021. doi: 10.18653/v1/2021.naacl-main.385. URL <https://doi.org/10.18653/v1/2021.naacl-main.385>.
- Daniel de Vassimon Manela, David Errington, Thomas Fisher, B. V. Breugel, and Pasquale Minervini. Stereotype and skew: Quantifying gender bias in pre-trained and fine-tuned language models. In *EACL*, 2021.
- Jacob Devlin, Ming-Wei Chang, Kenton Lee, and Kristina Toutanova. Bert: Pre-training of deep bidirectional transformers for language understanding.

In *NAACL-HLT 2019, Volume 1 (Long and Short Papers)*, pages 4171–4186, 2019.

Bill Dolan and Chris Brockett. Automatically constructing a corpus of sentential paraphrases. In *Third International Workshop on Paraphrasing (IWP2005)*. Asia Federation of Natural Language Processing, January 2005. URL <https://www.microsoft.com/en-us/research/publication/automatically-constructing-a-corpus-of-sentential-paraphrases/>.

Max Glockner, Vered Shwartz, and Yoav Goldberg. Breaking NLI systems with sentences that require simple lexical inferences. In *ACL 2018 (Volume 2: Short Papers)*, pages 650–655, Melbourne, Australia, July 2018. Association for Computational Linguistics. doi: 10.18653/v1/P18-2103. URL <https://aclanthology.org/P18-2103>.

H. P. Grice. Logic and conversation. In Peter Cole and Jerry L. Morgan, editors, *Syntax and Semantics: Vol. 3: Speech Acts*, pages 41–58. Academic Press, New York, 1975. URL <http://www.ucl.ac.uk/lis/studypacks/Grice-Logic.pdf>.

Vivek Gupta, Maitrey Mehta, Pegah Nokhiz, and Vivek Srikumar. INFOTABS: Inference on tables as semi-structured data. In *Proceedings of the 58th Annual Meeting of the Association for Computational Linguistics*, pages 2309–2324, Online, July 2020. Association for Computational Linguistics. URL <https://www.aclweb.org/anthology/2020.acl-main.210>.

Suchin Gururangan, Swabha Swayamdipta, Omer Levy, Roy Schwartz, Samuel R. Bowman, and Noah A. Smith. Annotation artifacts in natural language inference data. In *NAACL*, 2018.

Pengcheng He, Xiaodong Liu, Jianfeng Gao, and Weizhu Chen. Deberta: Decoding-enhanced bert with disentangled attention, 2020.

John Hewitt and Christopher D. Manning. A structural probe for finding syntax in word representations. In *NAACL-HLT 2019, Volume 1 (Long and Short Papers)*, pages 4129–4138, Minneapolis, Minnesota, June 2019. Association for Computational Linguistics. doi: 10.18653/v1/N19-1419. URL <https://www.aclweb.org/anthology/N19-1419>.

Shankar Iyer, Nikhil Dandekar, and Kornel Csernai. First quora dataset release: Question pairs, 2017. URL <https://data.quora.com/First-Quora-Dataset-Release-Question-Pairs>.

Ganesh Jawahar, Benoît Sagot, and Djamé Seddah. What does BERT learn about the structure of language? In *Proceedings of the 57th Annual Meeting of the Association for Computational Linguistics*, pages 3651–3657, Florence, Italy, July 2019. Association for Computational Linguistics. doi: 10.

18653/v1/P19-1356. URL <https://www.aclweb.org/anthology/P19-1356>.

- Paloma Jeretic, Alex Warstadt, Suvrat Bhooshan, and Adina Williams. Are natural language inference models IMPPRESSive? Learning IMPLicature and PRESupposition. In *Proceedings of the 58th Annual Meeting of the Association for Computational Linguistics*, pages 8690–8705, Online, July 2020. Association for Computational Linguistics. URL <https://www.aclweb.org/anthology/2020.acl-main.768>.
- Pratik Joshi, Somak Aditya, Aalok Sathe, and Monojit Choudhury. Taxinli: Taking a ride up the nlu hill. In *CoNLL*, 2020.
- Daniel Jurafsky and James H. Martin. *Speech and Language Processing: An Introduction to Natural Language Processing, Computational Linguistics, and Speech Recognition*. Pearson Prentice Hall, second edition, 2009.
- Divyansh Kaushik, Eduard H. Hovy, and Zachary Chase Lipton. Learning the difference that makes a difference with counterfactually-augmented data. In *ICLR 2020, Addis Ababa, Ethiopia, April 26-30, 2020*. OpenReview.net, 2020.
- Tushar Khot, Ashish Sabharwal, and Peter Clark. Scitail: A textual entailment dataset from science question answering. In Sheila A. McIlraith and Kilian Q. Weinberger, editors, *AAAI 2018, New Orleans, Louisiana, USA, February 2-7, 2018*, pages 5189–5197. AAAI Press, 2018. URL <https://www.aaai.org/ocs/index.php/AAAI/AAAI18/paper/view/17368>.
- Najoung Kim, Roma Patel, Adam Poliak, Patrick Xia, Alex Wang, Tom McCoy, Ian Tenney, Alexis Ross, Tal Linzen, Benjamin Van Durme, Samuel R. Bowman, and Ellie Pavlick. Probing what different NLP tasks teach machines about function word comprehension. In *Proceedings of the Eighth Joint Conference on Lexical and Computational Semantics (*SEM 2019)*, pages 235–249, Minneapolis, Minnesota, June 2019. Association for Computational Linguistics. doi: 10.18653/v1/S19-1026. URL <https://www.aclweb.org/anthology/S19-1026>.
- Hector Levesque, Ernest Davis, and Leora Morgenstern. The winograd schema challenge. In *Thirteenth International Conference on the Principles of Knowledge Representation and Reasoning*. Citeseer, 2012.
- Hanmeng Liu, Leyang Cui, Jian Liu, and Yue Zhang. Natural language inference in context - investigating contextual reasoning over long texts. In *Thirty-Fifth AAAI Conference on Artificial Intelligence, AAAI 2021, Thirty-Third Conference on Innovative Applications of Artificial Intelligence, IAAI 2021, The Eleventh Symposium on Educational Advances in Artificial Intelligence, EAAI 2021, Virtual Event, February 2-9, 2021*, pages 13388–13396. AAAI Press, 2021. URL <https://ojs.aaai.org/index.php/>

[AAAI/article/view/17580](https://www.aclweb.org/anthology/AAAI/article/view/17580).

- Nelson F Liu, Matt Gardner, Yonatan Belinkov, Matthew E Peters, and Noah A Smith. Linguistic knowledge and transferability of contextual representations. In *NAACL-HLT 2019, Volume 1 (Long and Short Papers)*, pages 1073–1094, 2019a.
- Yinhan Liu, Myle Ott, Naman Goyal, Jingfei Du, Mandar Joshi, Danqi Chen, Omer Levy, Mike Lewis, Luke Zettlemoyer, and Veselin Stoyanov. Roberta: A robustly optimized bert pretraining approach. *arXiv preprint arXiv:1907.11692*, 2019b.
- Tom McCoy, Ellie Pavlick, and Tal Linzen. Right for the wrong reasons: Diagnosing syntactic heuristics in natural language inference. In *ACL*, pages 3428–3448, Florence, Italy, July 2019. Association for Computational Linguistics. doi: 10.18653/v1/P19-1334. URL <https://aclanthology.org/P19-1334>.
- Aakanksha Naik, Abhilasha Ravichander, Norman Sadeh, Carolyn Rose, and Graham Neubig. Stress test evaluation for natural language inference. In *Proceedings of the 27th International Conference on Computational Linguistics*, pages 2340–2353, Santa Fe, New Mexico, USA, August 2018. Association for Computational Linguistics. URL <https://www.aclweb.org/anthology/C18-1198>.
- Yixin Nie, Adina Williams, Emily Dinan, Mohit Bansal, Jason Weston, and Douwe Kiela. Adversarial NLI: A new benchmark for natural language understanding. In *Proceedings of the 58th Annual Meeting of the Association for Computational Linguistics*. Association for Computational Linguistics, 2020.
- Piotr Pikekos, Henryk Michalewski, and Mateusz Malinowski. Measuring and improving bert’s mathematical abilities by predicting the order of reasoning. *ArXiv*, abs/2106.03921, 2021.
- Adam Poliak, Aparajita Haldar, Rachel Rudinger, J. Edward Hu, Ellie Pavlick, Aaron Steven White, and Benjamin Van Durme. Collecting diverse natural language inference problems for sentence representation evaluation. In *EMNLP 2018*, pages 67–81, Brussels, Belgium, October–November 2018a. Association for Computational Linguistics. doi: 10.18653/v1/D18-1007. URL <https://www.aclweb.org/anthology/D18-1007>.
- Adam Poliak, Jason Naradowsky, Aparajita Haldar, Rachel Rudinger, and Benjamin Van Durme. Hypothesis only baselines in natural language inference. In **SEMEVAL*, 2018b.

- Pranav Rajpurkar, Jian Zhang, Konstantin Lopyrev, and Percy Liang. SQuAD: 100,000+ questions for machine comprehension of text. In *Proceedings of the 2016 Conference on Empirical Methods in Natural Language Processing*, pages 2383–2392, Austin, Texas, November 2016. Association for Computational Linguistics. doi: 10.18653/v1/D16-1264. URL <https://aclanthology.org/D16-1264>.
- Marco Tulio Ribeiro, Tongshuang Wu, Carlos Guestrin, and Sameer Singh. Beyond accuracy: Behavioral testing of NLP models with CheckList. In *Proceedings of the 58th Annual Meeting of the Association for Computational Linguistics*, pages 4902–4912, Online, July 2020. Association for Computational Linguistics. URL <https://www.aclweb.org/anthology/2020.acl-main.442>.
- Kyle Richardson, Hai Hu, Lawrence Moss, and Ashish Sabharwal. Probing natural language inference models through semantic fragments. *Proceedings of the AAAI Conference on Artificial Intelligence*, 34:8713–8721, 04 2020. doi: 10.1609/aaai.v34i05.6397.
- Guido Rocchietti, Flavia Aचना, Giuseppe Marziano, Sara Salaris, and Alessandro Lenci. FANCY: A diagnostic data-set for NLI models. In Elisabetta Fersini, Marco Passarotti, and Viviana Patti, editors, *Proceedings of the Eighth Italian Conference on Computational Linguistics, CLiC-it 2021, Milan, Italy, January 26-28, 2022*, volume 3033 of *CEUR Workshop Proceedings*. CEUR-WS.org, 2021. URL <http://ceur-ws.org/Vol-3033/paper76.pdf>.
- Felipe Salvatore. Cross-lingual contradiction detection. <https://github.com/felipessalvatore/CLCD>, 2019. commit xxxxxxxx.
- Felipe Salvatore, Marcelo Finger, and Roberto Hirata Jr. A logical-based corpus for cross-lingual evaluation. In *Proceedings of the 2nd Workshop on Deep Learning Approaches for Low-Resource NLP (DeepLo 2019)*, pages 22–30, 2019.
- Maarten Sap, Ronan Le Bras, Emily Allaway, Chandra Bhagavatula, Nicholas Lourie, Hannah Rashkin, Brendan Roof, Noah A. Smith, and Yejin Choi. ATOMIC: an atlas of machine commonsense for if-then reasoning. In *AAAI 2019*, pages 3027–3035. AAAI Press, 2019. doi: 10.1609/aaai.v33i01.33013027. URL <https://doi.org/10.1609/aaai.v33i01.33013027>.
- David Schlangen. Targeting the benchmark: On methodology in current natural language processing research. In *ACL: Short Papers*, 2021.
- Tal Schuster, Darsh Shah, Yun Jie Serene Yeo, Daniel Roberto Filizzola Ortiz, Enrico Santus, and Regina Barzilay. Towards debiasing fact verification models. In *EMNLP-IJCNLP 2019*, pages 3419–3425, Hong Kong, China,

November 2019. Association for Computational Linguistics. doi: 10.18653/v1/D19-1341. URL <https://aclanthology.org/D19-1341>.

John F Sowa. The role of logic and ontology in language and reasoning. In *Theory and applications of ontology: philosophical perspectives*, pages 231–263. Springer, 2010.

Robyn Speer, Joshua Chin, and Catherine Havasi. Conceptnet 5.5: An open multilingual graph of general knowledge. *CoRR*, abs/1612.03975, 2016. URL <http://arxiv.org/abs/1612.03975>.

Alon Talmor, Yanai Elazar, Yoav Goldberg, and Jonathan Berant. olympics – on what language model pre-training captures, 2019.

Alon Talmor, Yanai Elazar, Yoav Goldberg, and Jonathan Berant. olympics-on what language model pre-training captures. *Transactions of the Association for Computational Linguistics*, 8:743–758, 2020a.

Alon Talmor, Oyvind Tafjord, Peter Clark, Yoav Goldberg, and Jonathan Berant. Leap-of-thought: Teaching pre-trained models to systematically reason over implicit knowledge. In H. Larochelle, M. Ranzato, R. Hadsell, M. F. Balcan, and H. Lin, editors, *Advances in Neural Information Processing Systems*, volume 33, pages 20227–20237. Curran Associates, Inc., 2020b. URL <https://proceedings.neurips.cc/paper/2020/file/e992111e4ab9985366e806733383bd8c-Paper.pdf>.

Ian Tenney, Dipanjan Das, and Ellie Pavlick. BERT rediscovers the classical NLP pipeline. In *ACL*, pages 4593–4601, Florence, Italy, July 2019a. Association for Computational Linguistics. doi: 10.18653/v1/P19-1452. URL <https://www.aclweb.org/anthology/P19-1452>.

Ian Tenney, Patrick Xia, Berlin Chen, Alex Wang, Adam Poliak, R Thomas McCoy, Najoung Kim, Benjamin Van Durme, Samuel Bowman, Dipanjan Das, et al. What do you learn from context? probing for sentence structure in contextualized word representations. In *ICLR 2019*, 2019b.

James Thorne, Andreas Vlachos, Christos Christodoulopoulos, and Arpit Mittal. FEVER: a large-scale dataset for fact extraction and verification. In Marilyn A. Walker, Heng Ji, and Amanda Stent, editors, *NAACL-HLT 2018, New Orleans, Louisiana, USA, June 1-6, 2018, Volume 1 (Long Papers)*, pages 809–819. Association for Computational Linguistics, 2018. doi: 10.18653/v1/n18-1074. URL <https://doi.org/10.18653/v1/n18-1074>.

Siddharth Vashishtha, Adam Poliak, Yash Kumar Lal, Benjamin Van Durme, and Aaron Steven White. Temporal reasoning in natural language inference. In *Findings of the Association for Computational Linguistics: EMNLP*

- 2020, pages 4070–4078, Online, November 2020. Association for Computational Linguistics. doi: 10.18653/v1/2020.findings-emnlp.363. URL <https://aclanthology.org/2020.findings-emnlp.363>.
- Jesse Vig, Sebastian Gehrmann, Yonatan Belinkov, Sharon Qian, Daniel Nevo, Yaron Singer, and Stuart Shieber. Investigating gender bias in language models using causal mediation analysis. In H. Larochelle, M. Ranzato, R. Hadsell, M. F. Balcan, and H. Lin, editors, *Advances in Neural Information Processing Systems*, volume 33, pages 12388–12401. Curran Associates, Inc., 2020. URL <https://proceedings.neurips.cc/paper/2020/file/92650b2e92217715fe312e6fa7b90d82-Paper.pdf>.
- Eric Wallace, Yizhong Wang, Sujian Li, Sameer Singh, and Matt Gardner. Do nlp models know numbers? probing numeracy in embeddings. In *Empirical Methods in Natural Language Processing*, 2019.
- Alex Wang, Amanpreet Singh, Julian Michael, Felix Hill, Omer Levy, and Samuel R Bowman. Glue: A multi-task benchmark and analysis platform for natural language understanding. *EMNLP 2018*, page 353, 2018.
- Sean Welleck, Jason Weston, Arthur Szlam, and Kyunghyun Cho. Dialogue natural language inference. In *Proceedings of the 57th Annual Meeting of the Association for Computational Linguistics*, pages 3731–3741, Florence, Italy, July 2019. Association for Computational Linguistics. doi: 10.18653/v1/P19-1363. URL <https://aclanthology.org/P19-1363>.
- Adina Williams, Nikita Nangia, and Samuel Bowman. A broad-coverage challenge corpus for sentence understanding through inference. In *NAACL-HLT, Volume 1 (Long Papers)*, pages 1112–1122. Association for Computational Linguistics, 2018. URL <http://aclweb.org/anthology/N18-1101>.
- L. Wittgenstein. *Tractatus logico-philosophicus*. London: Routledge, 1981, 1922. URL <http://scholar.google.de/scholar.bib?q=info:1G2GoIkyCZIJ:scholar.google.com/&output=citation&hl=de&ct=citation&cd=0>.
- Thomas Wolf, Lysandre Debut, Victor Sanh, Julien Chaumond, Clement Delangue, Anthony Moi, Pierric Cistac, Tim Rault, Rémi Louf, Morgan Funtowicz, Joe Davison, Sam Shleifer, Patrick von Platen, Clara Ma, Yacine Jernite, Julien Plu, Canwen Xu, Teven Le Scao, Sylvain Gugger, Mariama Drame, Quentin Lhoest, and Alexander M. Rush. Huggingface’s transformers: State-of-the-art natural language processing. *ArXiv*, abs/1910.03771, 2019.
- Guanqun Yang, Mirazul Haque, Qiaochu Song, Wei Yang, and Xueqing Liu. TestAug: A framework for augmenting capability-based NLP tests. In *Proceedings of the 29th International Conference on Computational Linguistics*, pages 3480–3495, Gyeongju, Republic of Korea, October 2022. International

Committee on Computational Linguistics. URL <https://aclanthology.org/2022.coling-1.307>.

A Benchmarking: Detailed Observations from Template Perturbations

We provide a list of interesting templates in Table 7, from where we can glean more fine-grained observations about the underlying systems’ behavior.

T2: All models fails on simple boolean template for testing “or”.

T13, T14: BERT and DistilBERT are *unsure* on ordered resolution. RoBERTa is able to predict accurately when the label is entailment but *unsure* when the label is a contradiction. The observation remains consistent for chains of length 2, 3, and 4.

T21, T22: We modify T13, T14 by introducing “not” in the hypothesis and observe a label shift towards contradiction for all models (even RoBERTa which was accurate for entailment templates).

T45, T46: We look at both these templates together and observe that BERT and DistilBERT are biased towards entailment labels while not understanding gendered names. RoBERTa on the other hand performs fairly accurately on both templates.

T63: DistilBERT fails on this very basic comparative template where the arguments are swapped.

T68, T71: The information within the premise is not sufficient to arrive at a hypothesis. All models struggle with templates such as this.

T76, T77: This template requires comparative and syntactic understanding. RoBERTa performs accurately on both these templates whereas BERT and DistilBERT are *unsure*. On further analysis, we observe that BERT has a lexical bias for the placeholder **ADJ**.

T80, T81: All models fail on template related to 2D directions.

T88, T89, T92, T93: All models are *unsure* or biased on this set of templates. Since RoBERTa is able to perform numerical comparison we would expect it to compare years but that is not observed. An interesting observation is BERT being sensitive to the lexical substitution “before” (or “after”) to “earlier than“ (or “later than”).

T98, T99: RoBERTa is able to correctly reason out the relative ordering to events whereas BERT and DistilBERT are *unsure*

T116, T117: Compared to BERT and DistilBERT, RoBERTa is better at understanding causal-verb pairs.

T122: A very simple quantifier template on which both BERT and DistilBERT fail.

T171, T172: These two are exactly the same template with different label depending on “logical” vs “implicative” reasoning. BERT and DistilBERT are *unsure* whereas RoBERTa is “logical” .

T128, T127: Another pair of exactly same template but this time all the three models predict contradiction which is “implicative” reasoning.

#	Template	Performance (Accuracy %)		
		BERT	DistilBERT	RoBERTa
T2 Bool	P: {NAME1} or {NAME2} is {ADJ}. H: {NAME1/2} is {ADJ}. neutral P: Ann or Barbara is optimistic. H: Ann is optimistic	1.80	0.00	1.60
T13 Bool	P: {NAME1} and {NAME2} are from {CTRY1} and {CTRY2} respectively. H: {NAME1} is from {CTRY1}. entail P: Mary and David are from Canada and Australia respectively. H: Mary is from Canada.	57.10	59.20	100.00
T14 Bool	P: {NAME1} and {NAME2} are from {CTRY1} and {CTRY2} respectively. H: {NAME1} is from {CTRY2}. cont P: Robert and Charles are from Russia and France respectively. H: Charles is from Russia.	46.00	39.30	49.50
T21 Bool	P: {NAME1} and {NAME2} are from {CTRY1} and {CTRY2} respectively. H: {NAME1} is not from {CTRY2}. entail P: Margaret and Robert are from America and Russia respectively. H: Margaret is not from Russia.	0.00	0.00	0.00
T22 Bool	P: {NAME1} and {NAME2} are from {CTRY1} and {CTRY2} respectively. H: {NAME1} is not from {CTRY1}. cont P: John and James are from India and China respectively. H: James is not from China.	100.00	100.00	100.00
T45 Coref	P: {MALE NAME} and {FEMALE NAME} are {friends/colleagues/married}. He is {a/an} {PROF1} and she is {a/an} {PROF2}. H: {MALE NAME} is {a/an} {PROF1}. entail P: Marlen and Rudolf work together. He is a minister and she is a professor. H: Rudolf is minister.	99.50	98.00	97.70
T46 Coref	P: {MALE NAME} and {FEMALE NAME} are {friends/colleagues/married}. He is {a/an} {PROF1} and she is {a/an} {PROF2}. H: {MALE NAME} is {a/an} {PROF2}. cont P: Mujtaba and Teresa are colleagues. She is a farmer and he is a professor. H: Teresa is professor.	4.70	2.40	92.60
T63 Comp	P: {NAME1} is {COM ADJ} than {NAME2} H: {NAME2} is {COM ADJ} than {NAME1}. cont P: Elizabeth is harsher than Caroline. H: Caroline is harsher than Elizabeth.	85.30	0.00	100.00
T68 Comp	P: {NAME1} is {COM ADJ} than {NAME2}. {NAME1} is {COM ADJ} than {NAME3}. H: {NAME2/3} is {COM ADJ} than {NAME3/2}. neutral P: Philip is more important than Frances. Philip is more important than Kevin. H: Kevin is more important than Frances.	0.00	0.00	0.00
T71 Comp	P: Among {NAME1}, {NAME2} and {NAME3} the {SUP ADJ} is {NAME1} H: {NAME3/2} is {COM ADJ} than {NAME2/3}. neutral P: Among Dorothy, Peter, and Laura the healthiest is Peter. H: Dorothy is healthier than Laura.	16.80	1.70	0.00
T76 Comp	P: {NAME1} is {ADJ}. {NAME2} is {COM ADJ}. H: {NAME2} is {COM ADJ} than {NAME1} entail P: Emily is poor. Nancy is poorer. H: Nancy is poorer than Emily.	56.30	93.70	100.00
T77 Comp	P: {NAME1} is {ADJ}. {NAME2} is {COM ADJ}. H: {NAME1} is {COM ADJ} than {NAME2} cont P: Anna is smart. Julia is smarter. H: Anna is smarter than Julia.	45.90	0.00	88.90
T80 Spatial	P: {NAME} was facing {DIR} and turned towards his/her {left/right/back} H: {NAME} is now facing {DIR} entail P: Michael was facing east and turned towards his back. H: Michael is now facing west.	0.00	0.00	0.00
T81 Spatial	P: {NAME} was facing {DIR} and turned towards his/her {left/right/back} H: {NAME} is now facing {DIR} cont P: Jane was facing north and turned towards her back. H: Jane is now facing north.	30.20	30.20	0.40
T82 Spatial	P: {CITY1} is {N1} miles from {CITY2} and {N2} miles from {CITY3} H: {CITY1} is {nearer/farther} to {CITY2} than {CITY3} entail P: Hartford is 99 miles from Phoenix and 45 miles from Philadelphia. H: Hartford is nearer to Philadelphia than Phoenix.	99.50	82.20	88.90
T83 Spatial	P: {CITY1} is {N1} miles from {CITY2} and {N2} miles from {CITY3} H: {CITY1} is {nearer/farther} to {CITY2} than {CITY3} cont P: San Diego is 82 miles from Sacramento and 27 miles from Boston. H: San Diego is nearer to Sacramento than Boston.	0.80	6.70	49.70
T88 Temp	P: {NAME1} was born in {YEAR1} and {NAME2} was born in {YEAR2}. H: {NAME1/2} was born {before/after} {NAME1/2} entail P: Grace was born in 2004 and Susan was born in 1998. H: Susan was born before Grace.	2.70	41.50	95.60
T89 Temp	P: {NAME1} was born in {YEAR1} and {NAME2} was born in {YEAR2}. H: {NAME1/2} was born {before/after} {NAME1/2} cont P: Emma was born in 2016 and Harry was born in 1983. H: Harry was born after Emma.	95.80	35.60	0.00
T92 Temp	P: {NAME1} was born in {YEAR1} and {NAME2} was born in {YEAR2}. H: {NAME1/2} was born {earlier/later} than {NAME1/2} entail P: Christine was born in 2016 and Marie was born in 1985. H: Marie was born earlier than Christine.	93.00	98.80	99.90

Table 7: We show some interesting Templates, and model accuracies on the templates.

#	Template	Performance (Accuracy %)		
		BERT	DistilBERT	RoBERTa
T93	P: {NAME1} was born in {YEAR1} and {NAME2} was born in {YEAR2}. H: {NAME1/2} was born {earlier/later} than {NAME1/2} cont Temp P: Mark was born in 2007 and Mike was born in 1987. H: Mark was born earlier than Mike.	0.20	0.10	0.00
T98	P: {NAME} has {EVENT1} followed by {EVENT2}. H: {EVENT1/2} is {before/after} {EVENT1/2} entail Temp P: Karen has lunch followed by a history class. H: The history class is after lunch.	50.00	35.40	88.60
T99	P: {NAME} has {EVENT1} followed by {EVENT2}. H: {EVENT1/2} is {before/after} {EVENT1/2} cont Temp P: Kate has lunch followed by a meeting. H: The meeting is before lunch.	64.20	86.30	96.00
T116	P: {NAME1} {bought/taught/...} {OBJ} to {NAME2} H: {NAME2} {sold/learnt/...} {OBJ} from {NAME1} entail Causal P: Jennifer taught physics to Rachel. H: Rachel learnt physics from Jennifer.	85.20	100.00	89.40
T117	P: {NAME1} {bought/taught/...} {OBJ} to {NAME2} H: {NAME1} {sold/learnt/...} {OBJ} from {NAME2} cont Causal P: Barbara lent money to Laura. H: Barbara borrowed money from Laura.	24.00	1.70	71.50
T122	P: None the {OBJS} are {COLOR} in color. H: Some of the {OBJS} are {COLOR} in color. cont Quan P: None of the wallpapers are green in colour. H: Some of the wallpapers are green in colour.	0.00	0.00	100.00
T171	P: {OBJ1} and {OBJ2} lie on the table. {NAME} asked for {OBJ1} H: {NAME} also asked for {OBJ2} cont Impl P: Silverware and plate lie on the table. Barbara asked for the plate. H: Barbara also asked for the silverware.	0.00	0.00	0.00
T172	P: {OBJ1} and {OBJ2} lie on the table. {NAME} asked for {OBJ1} H: {NAME} also asked for {OBJ2} neutral Bool P: Pin and pitcher lie on the table. Peter asked for the pitcher. H: Peter also asked for the pin.	33.80	18.40	99.80
T128	P: Some the {OBJS} are {COLOR} in color. H: All of the {OBJS} are {COLOR} in color. cont Impl P: Some of the balls are purple in colour. H: All of the balls are purple in colour.	100.00	100.00	100.00
T127	P: Some the {OBJS} are {COLOR} in color. H: All of the {OBJS} are {COLOR} in color. neutral Quan P: Some of the cars are green in colour. H: All of the cars are green in colour.	0.00	0.00	0.00

Table 8: We show some interesting Templates, and model accuracies on the templates.