

Stripes and spin-density waves in the doped two-dimensional Hubbard model: ground state phase diagram

Hao Xu,^{1,*} Hao Shi,^{2,†} Ettore Vitali,^{3,‡} Mingpu Qin,^{4,§} and Shiwei Zhang^{5,¶}

¹*Department of Physics, College of William and Mary, Williamsburg, Virginia 23187, USA*

²*Department of Physics and Astronomy, University of Delaware, Newark, Delaware 19716, USA*

³*Department of Physics, California State University Fresno, Fresno, California 93740, USA*

⁴*Key Laboratory of Artificial Structures and Quantum Control (Ministry of Education), School of Physics and Astronomy, Shanghai Jiao Tong University, Shanghai 200240, China*

⁵*Center for Computational Quantum Physics, Flatiron Institute, New York, NY 10010, USA*

We determine the spin and charge orders in the ground state of the doped two-dimensional (2D) Hubbard model in its simplest form, namely with only nearest-neighbor hopping and on-site repulsion. At half-filling, the ground state is known to be an anti-ferromagnetic Mott insulator. Doping Mott insulators is believed to be relevant to the superconductivity observed in cuprates. A variety of candidates have been proposed for the ground state of the doped 2D Hubbard model. A recent work employing a combination of several state-of-the-art numerical many-body methods established the stripe order as the ground state near 1/8 doping at strong interactions. In this work, we apply one of these methods, the cutting-edge constrained-path auxiliary field quantum Monte Carlo (AFQMC) method with self-consistently optimized gauge constraints, to systematically study the model as a function of doping and interaction strength. With careful finite size scaling based on large-scale computations, we map out the ground state phase diagram in terms of its spin and charge order. We find that modulated antiferromagnetic order persists from near half-filling to about 1/5 doping. At lower interaction strengths or larger doping, these ordered states are best described as spin-density waves, with essentially delocalized holes and modest oscillations in charge correlations. When the charge correlations are stronger (large interaction or small doping), they are best described as stripe states, with the holes more localized near the node in the antiferromagnetic spin order. In both cases, we find that the wavelength in the charge correlations is consistent with so-called filled stripes in the pure Hubbard model.

I. INTRODUCTION

The Hubbard model [1] is one of the most studied quantum many-body systems in condensed matter physics. With a very simple form, it plays a crucial role in the exploration of correlation effects in electronic systems. It is a “paradigmatic” model in the realm of condensed matter physics, like the Ising model in statistical physics. The Hubbard model hosts rich physics with the variation of interaction strength, doping level, temperature, and lattice geometry [2, 3]. On a square lattice, the doped Hubbard model is widely believed to be relevant to high-Tc superconductivity in cuprates [4]. Despite the formal simplicity of the Hamiltonian, the Hubbard model cannot be solved analytically, except for a few special cases in the parameter space [5, 6]. Numerical methods play a key role in the study of the Hubbard model [2, 7].

At half-filling, it is now established that the Hubbard model has an anti-ferromagnetic Mott insulating ground state for any finite value of the interaction strength [8]. What happens when holes are added to the anti-ferromagnetic state may have a crucial role to under-

standing the mechanism of high-Tc superconductors [9]. Previously, a variety of ground state candidates were obtained with different methods, including stripe order/spin density waves [10–13] and superconductivity [14, 15]. A study in 2017 involving four state-of-the-art numerical many-body methods concluded that, near 1/8 doping, a filled (i.e., with wavelength equal to inverse doping) stripe state was the ground state. More evidence since then, from other numerical methods studying systems with sizes sufficient to accommodate the wavelength of the stripe state, has confirmed the existence of stripe order [16–19] in the doped Hubbard model.

The study of stripe order in the Hubbard model can be traced back to 1980s in Hartree-Fock [20–22] and 1990s in density matrix renormalization group (DMRG) [10] calculations. Work to study stripes in cuprate superconductors was also performed on the two-dimensional Hubbard model using dynamical mean-field theory [23, 24] and slave boson methods [25]. Constrained-path auxiliary-field quantum Monte Carlo (AFQMC) calculations showed spin-density wave states at intermediate interaction strengths which turned into stripe states with increasing interaction, and determined the wavelength of the collective modes [12]. In both the SDW and stripe states, a unidirectional order is established with the anti-ferromagnetic correlations displaying a π phase flip across nodes. In the SDW state, the hole density variation is small. In the stripe phase, the doped holes concentrate in the nodal region of the spin modulation.

*hxu10@email.wm.edu

†boruoshihao@gmail.com

‡evitali@mail.fresnostate.edu

§qinmingpu@sjtu.edu.cn

¶szhang@flatironinstitute.org

Stripe order is commonly observed in cuprates [26]. There is evidence suggesting that the stripe order might be the origin of pseudo-gap phase of cuprates [27] at finite temperatures above the superconducting transition temperature. As a result there exists a very large body of work which focuses on modeling and understanding stripe states on different models using various analytical and numerical approaches. Even within the Hubbard model, the connection with cuprates is still not fully established (e.g., filled stripes vs. half-filled stripes in real materials), and there remain many questions to be addressed, for example, many finite-temperature properties, the role of t' and other terms, the presence/absence of superconductivity and its relation to stripes, etc (see, e.g., Refs. [2, 3] for recent reviews). In this work we focus on the the ground state of the pure ($t' = 0$) Hubbard model as a fundamental model, in particular, on the nature of the magnetic and charge orders as a function of doping and interaction strength in this model.

The Hubbard model has presented a long-standing challenge to condensed matter physics and beyond. A major reason for this challenge is that there is often such a small energy scale separating different types of orders (filled stripes, half-filled stripes, spin-density waves, phase separation, superconductivity, etc) that the outcome depends delicately on the particular system (cluster size, supercell size and shape, boundary condition, etc) and the particular approximation of the applied methodology and its accuracy/convergence in the calculations. This makes reliable predictions of the ground state in the thermodynamic limit (TDL) very difficult and is reflected by the wide varieties of results (often conflicting) in the literature. As mentioned, recent work involving careful benchmark and multi-method comparisons has led to significant progress. In this work, we present a systematic study to determine the ground state phase diagram of the doped Hubbard model by scanning the doping level and interaction strength U , with a particular focus on spin and charge orders. We use the constrained path auxiliary field quantum Monte Carlo (CP AFQMC) method [11, 28] with self-consistently optimized constraint [29], which is one of the methods used to establish the stripe phase near 1/8 doping [30]. Spin and hole density patterns are computed in very large supercell sizes to explore possible phase transitions in the system and to determine the phase boundaries. With careful finite size scaling, we map out the phase diagram as a function of doping level and interaction strength U in the TDL. We find that, when the interaction is sufficiently strong, the spin-density wave and stripe orders persist from small doping near half-filling to about 1/5 doping.

The rest of the paper is organized as follows. In Sec. II we introduce the Hubbard model and the method we use. In Sec. III we discuss the details on how to determine the presence or absence of order and the wavelength of the collective mode in the TDL. The phase diagram is shown in Sec. IV. We then summarize the work with a conclusion and perspective in Sec. V.

II. MODEL AND METHODOLOGY

A. model

The Hamiltonian of the Hubbard model is as follows:

$$H = -t \sum_{\langle i,j \rangle; \sigma} c_{i\sigma}^\dagger c_{j\sigma} + U \sum_i n_{i\uparrow} n_{i\downarrow} + \sum_i v_{i\sigma} n_{i\sigma} \quad (1)$$

where the coordinates of the lattice site labeled i are given by $\mathbf{r}_i = (i_x, i_y)$. $c_{i\sigma}^\dagger$ ($c_{i\sigma}$) represents the creation (annihilation) operator on site i , with $\sigma = \uparrow, \downarrow$ being the spin of the electron. The operator $n_{i\sigma} = c_{i\sigma}^\dagger c_{i\sigma}$ measures the number of electrons with spin σ on site i . We set t as the energy unit in this work. The first (second) term in the Hubbard model represents the kinetic (interaction) energy. The last term is a spin-dependent potential from an external field, which is applied to explicitly break the SU(2) symmetry. We use the external field as a pinning field, applied to the edges, in such a way that the symmetry breaking allows us to measure local densities as opposed to the more demanding correlation functions [31]. As we illustrate below (Fig. 3), the effects of the pinning field are negligible in the bulk of the system. So the details of the field does not affect the characterization of the ground state. We have also tested the cases with charge pinning field alone and simultaneous spin and charge pinning field, and the results are consistent with those obtained with spin pinning field only.

To characterize the spin order, we measure the staggered spin density $S_i = \frac{1}{2}(-1)^{(i_x+i_y)}\langle n_{i\uparrow} - n_{i\downarrow} \rangle$ in the presence of the symmetry-breaking pinning field mentioned above. To characterize the charge order, we measure the local hole density $h_i = \langle 1 - n_{i\uparrow} - n_{i\downarrow} \rangle$. We denote the average hole density, or doping, in the system as $\delta = 1 - N_e/N_{site}$ where N_e is the total number of electrons and $N_{site} = L_x \times L_y$ the number of sites of the lattice. In most calculations, a cylindrical geometry is adopted to accommodate the pinning fields. We study rectangular lattices with either open or periodic boundary conditions on the longer direction (x), and either periodic or twist boundary condition on the shorter one (y). Below when we present the results, unless otherwise specified, the default will be cylindrical cells, namely open along x and periodic along y . This allows us to study systems with a size which can accommodate one or multiple periods of density waves or stripe order. We vary the aspect ratio of the simulation cells to confirm the robustness of the results, as discussed in Sec. III.

B. AFQMC method and self-consistent constraint

We employ the constrained-path auxiliary field quantum Monte Carlo (CP AFQMC) method [11, 28] to calculate the ground state of the doped 2D Hubbard model in this work. In CP AFQMC, a trial wave-function is used to control the fermion sign problem [32, 33]. In this

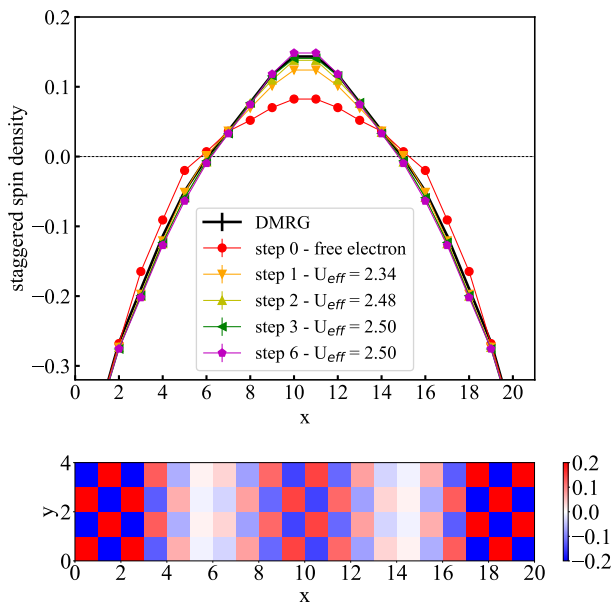


FIG. 1: The spin density for 20×4 system with $1/10$ doping and $U = 6$. Upper: staggered spin density $(-1)^{i_x+i_y} S_z(i)$ along x -direction in the self-consistent CP AFQMC calculation. Results are averaged over different rows (i_y values). After convergence, the CP AFQMC result agrees well with the accurate DMRG results (black line). Lower: a color map of the converged CP AFQMC spin density, where we can clearly see two π phase flips. U_{eff} is the effective interaction strength used to generate new trial wave-function in the self-consistent procedure [29].

work we employ trial wave functions of an unrestricted Hartree-Fock form. Recently, we developed a strategy to optimize the trial wave-function self-consistently to reduce the constraint error and to minimize the dependence of results on the trial wave-function [29]. CP AFQMC has proved to be highly accurate in several key benchmarks and, with its latest algorithmic advances, has played an important role in the recent advances in the Hubbard model [7, 30, 34].

III. DETERMINING SPIN AND CHARGE ORDERS

A. Benchmark and the effect of pinning fields

We first take the 20×4 cylinder with $U = 6$ and $\delta = 0.1$ as an example to illustrate the method and provide a sense of its procedure and accuracy. For a narrow cylindrical system such as this one, DMRG [35, 36] can provide highly accurate results for benchmark. A pinning field is applied at the edges of the cylinder to induce local antiferromagnetic order: $v_{i\downarrow} = -v_{i\uparrow} = (-1)^{i_x+i_y} v_p$ for $i_x = 1$ and $i_x = L_x$. The strength of the pinning field is $v_p = 0.5$ here.

The result for the staggered spin density is shown in

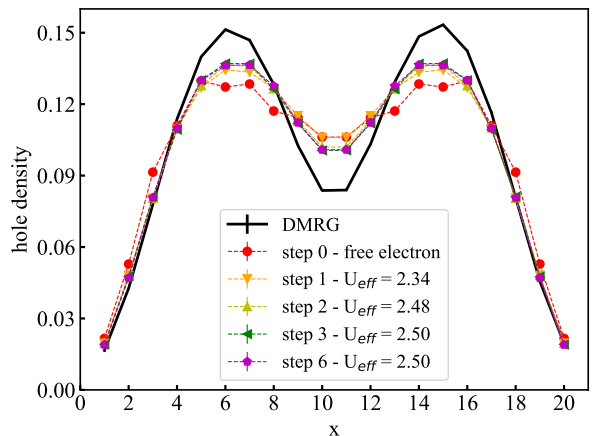


FIG. 2: The corresponding hole density in the same system as in Fig. 1: 20×4 cylinder with $1/10$ doping and $U = 6$. There is noticeable discrepancy in the self-consistent CP AFQMC hole density from the accurate DMRG result (black line). However the stripe structure is the same.

Fig. 1. We start the self-consistent iteration with the free-electron ($U_{\text{eff}} = 0$) trial wave-function. The energy from the free-electron trial wave-function is $-66.74(1)$, which is very close to the exact (DMRG) energy of $-66.82(1)$. (Note that the energy computed from CP AFQMC with the so-called mixed estimate is not variational [37]). However, the staggered spin density from the free-electron trial wave-function displays some significant discrepancies with respect to the exact result as seen in Fig. 1. As detailed in [29], we set up a self-consistent loop which uses the CP AFQMC solution to determine a mean-field solution with an effective U , U_{eff} , which minimizes the difference between its density (or density matrix) and that from AFQMC. This solution (which has broken spin symmetry) is used as the new trial wave function, and the process is iterated to convergence. After 6 iterations, the CP AFQMC results are indistinguishable from the exact results, consistent with previous studies [29]. The result for hole density is shown in Fig. 2. There is still noticeable discrepancy in the converged local hole densities, but the pattern is the same as the exact DMRG results.

In Fig. 3, we study the effect of the strength of the pinning field on the results. The system is a 32×6 cylinder with $U = 6$ and $\delta = 1/8$. Pinning fields are applied on the two edges, similar to the setup in the previous example. The strength of pinning field, v_p , is now varied by a factor of 4, from 0.2 to 0.8. We see that both the staggered spin density and hole density remain essentially unchanged in the “bulk” of the system. This validation shows the viability of probing long-range order with local pinning fields (provided that sufficiently large system sizes can be studied).

B. Finite size scaling

At each set of system parameters (U, h), we probe the order in a range of (large) lattice sizes. A true ground-state long-range order will persist with increasing system size, while a short-range correlation induced by the local pinning field will die out as the system size grows. This is shown in Fig. 4, in which the spin orders are computed in width-8 cylinders at $\delta = 1/12$ doping, with $U = 2$ and $U = 4$, respectively. At $U = 2$ the spin density in the “bulk” of the system appears to tend to zero as the length of the system is increased, while it is almost unchanged at $U = 4$ for L_x from 24 to 72, displaying a spin-density wave (SDW) with a consistent wavelength.

As a more quantitative probe of the order, we calculate the spin structure factor $S_s(\mathbf{k}) = \frac{1}{N} \sum_{\mathbf{r}_i} e^{i\mathbf{k} \cdot \mathbf{r}_i} \langle n_{i\uparrow} - n_{i\downarrow} \rangle$, where $\mathbf{k} = (k_x, k_y)$, with $k_x = n_x 2\pi/L_x$ and $k_y = n_y 2\pi/L_y$ ($n_x \in [0, L_x)$ and $n_y \in [0, L_y)$ are integers). The results are shown in Fig. 5. At $U = 4$, a peak is seen in the spin structure factor at $\mathbf{k}_p = ((1 - \delta)\pi, \pi)$, i.e., $(\frac{11}{12}\pi, \pi)$ in this case, which agrees with the wave-length of the SDW in Fig. 4. The height of the peak grows with the system size, and saturates among the larger supercells. At $U = 2$, a smaller peak is also present at \mathbf{k}_p . However, the value of the peak decays as system size L_x is increased.

We next perform a finite size scaling of the values of

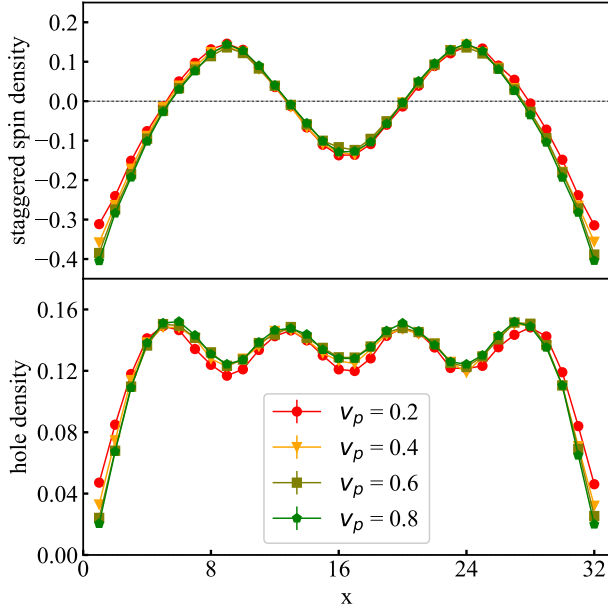


FIG. 3: Insensitivity of the long-range order to the strength of the local pinning field. Staggered spin density (up) and hole density (down) are shown for a 32×6 cylinder with $1/8$ doping and $U = 6$. The strengths of the pinning field ranges from 0.2 to 0.8. Converged results from self-consistent CP AFQMC are shown for each system. The pinning field has little effect on the spin and hole density, especially in the “bulk” of the system.

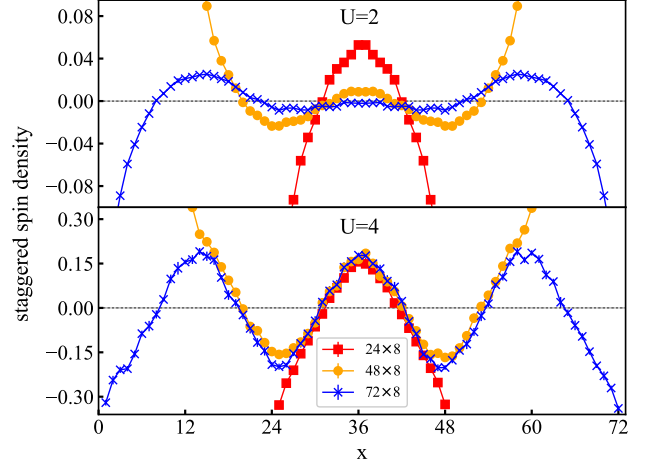


FIG. 4: Presence and absence of long-range order with supercell system size. The staggered spin density is shown for two interaction strengths, $U = 2$ (top) and $U = 4$ (bottom), at $\delta = 1/12$ doping, each for a sequence of supercell sizes. All results are for cylinders with width 8, and the staggered spin densities are plotted along the long (x) direction. As the length of the cylinder is increased, the staggered spin density vanishes for $U = 2$ but remains a constant for $U = 4$.

the spin structure factor at \mathbf{k}_p (the peak position). In order to reach the TDL, we extrapolate $S_s(\mathbf{k}_p)$, first as a function of the width (L_y) of the system, followed by an extrapolation as a function of the length (L_x). This procedure is shown in Fig. 6. At $U = 2$ (left panel), the extrapolated values for $L_x = 24, 48$, and 72 are $0.060(1), 0.029(5)$, and $0.018(3)$ respectively, while at $U = 4$ (middle panel), the corresponding values are $0.120(5), 0.117(6)$, and $0.125(3)$. Extrapolations of these results with L_x yield the following values of the spin structure factor at the TDL: $-0.003(5)$ at $U = 2$ and $0.123(9)$ at $U = 4$. From these results we conclude that, for doping $\delta = 1/12$, a spin order is absent at $U = 2$ but present at $U = 4$. (These two points are indicated as points A and B in the phase diagram in Fig. 9.) We systematically apply this procedure to determine the presence of order for each set of Hamiltonian parameters, hence an estimate of the critical interaction strength U_c for the appearance of an SDW or stripe order, and map out a phase diagram for $U \lesssim 12$.

C. Determining the wavelength of the collective modes

We find that a modulated spin order appears for doping values up to about $\delta \sim 1/5$, often accompanied by charge orders. We will further discuss the properties of these collective modes and provide a detailed phase diagram below.

Here we describe our investigation of the wavelength of the collective mode in the spin and charge order in the

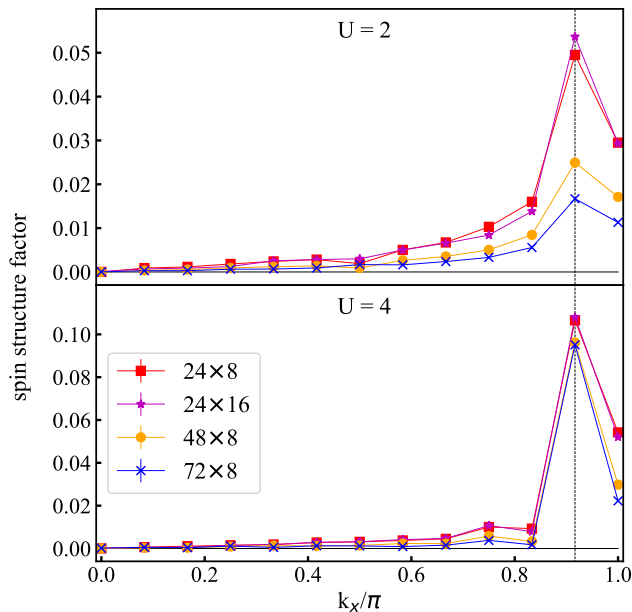


FIG. 5: Spin structure factor $S_s(k_x, \pi)$ for a variety of simulation cell sizes, at two interaction strengths, $U = 2$ (top) and $U = 4$ (bottom). All systems are at $\delta = 1/12$ doping. A peak is seen at $k_x = \frac{11}{12}\pi$. With the increase of L_x , the peak decreases and vanishes at $U = 2$ but increases and saturates at $U = 4$. Note the different vertical scales in the two panels.

ground state. We first illustrate the procedure using the case of $\delta = 1/12$ and $U = 4$ as an example. In Fig. 7, we vary the length of the cylinder (hence also N_e , in order to maintain the same δ) while keeping the width fixed at $L_y = 6$. A pinning field of strength $v_p = 0.5$ is applied only at the left edge ($i_x = 1$) and periodic boundary condition (PBC) is used along x direction. For y direction, twist average boundary condition (TABC) is used to further reduce the finite size effects [38]. From Fig. 7, we see that the staggered spin density becomes strongest, and frustration is minimized when $L_x = 24$. The corresponding charge order also forms a regular wave with hole density peaks at the nodal position of the spin order. This is consistent with a wavelength of $2/\delta$ for the SDW and $1/\delta$ for the CDW. At larger interaction strengths, the SDW evolves into a stripe order [12], and our results suggest that the stripes are filled. We use this procedure, combined with finite-size scaling as discussed in Sec. III B, to establish the order in the TDL and determine its wavelength. More examples are shown in the appendix.

Recent studies from DMRG [39] and the minimally entangled typical thermal states (METTS) [27] methods have found half-filled stripes in width-4 cylinders. For example, at $U = 12$ half-filled stripes are identified as the ground state for all doping values below $\sim 1/9$ [39], while from METTS $\delta = 1/16$ at $U = 10$ is seen to exhibit half-filled stripe order at very low temperatures [27]. Our calculations suggest that, in the pure Hubbard model,

the half-filled stripe state appears to be special to width-4 cylinders, and we see filled stripes become the ground state in wider cylinders. In Fig. 8, we show an example of $\delta = 1/12$ and $U = 12$, in four different simulation cells — two with-4 cylinders, 24×4 and 48×4 , and two width-8 cylinders 24×8 and 48×8 . Each calculation is performed following the same procedure that we have outlined. We see that the half-filled stripe is indeed the ground state for width-4 cylinders upon convergence of the self-consistent AFQMC. For width-8 cylinders, however, the ground state corresponds to filled stripes. We also compare the computed energies of half-filled and filled stripes at $U = 12$ and $\delta = 1/12$ in Table. I. We find that the energy for half-filled stripe is lower than that of the filled stripe in width-4 systems but this trend is reversed in width-8 systems. These results indicate that the half-filled stripes in width-4 cylinder are affected by finite size effects, and the stripe are filled at the TDL.

Recent studies in larger cells, for example using variational Monte Carlo [16], have suggested that the spin order might show wavelengths of α/δ , where α is neither 1 (half-filled) nor 2 (filled), for instance displaying a metallic state with α being a fraction. We searched in a few such cases but did not find a stripe state with fractional α . Below we show an example at $U = 8$ and $\delta = 1/12$. We computed the energies using trial wave functions with several different wavelengths, without invoking the self-consistency loop in the constraint. (In these cases the QMC results turned to stay with the same wavelength, indicating that such a state is close in energy to the true ground state, as seen from the results below.) PBC is applied along both directions and the pinning field is removed, in order to allow direct comparison of the energies. As seen in Table II, in the 48×6 lattice, the energy from the $2/3$ filled stripe state ($\lambda = 8$) is slightly lower than filled stripe state ($\lambda = 12$), and both state are lower than half-filled stripe state ($\lambda = 6$), which is consistent with the result obtained in Ref. [16]. (Note that the best variational wave function gives an energy that is $\sim 0.013t$ per site higher.) In the 48×8 lattice, the energies of the filled and $2/3$ filled stripe state are almost degenerate. We next performed a calculation with a trial wave function constructed from a linear combination of all three states, and the result is a filled stripe state. We thus conclude that, to within our resolution, the ground state is a filled stripe state.

IV. PHASE DIAGRAM

Using the procedure described in the previous section, we map out the phase diagram of the spin and charge orders in the ground state of the pure two-dimensional Hubbard model ($t' = 0$) in the TDL, from weak ($U \sim 0$) to fairly strong ($U \sim 12$). The results are summarized in Fig. 9. We find that, up to a doping value of $\delta \sim 0.2$, there exists a critical interaction strength $U_c(\delta)$, above which the system exhibits a collective mode of a modu-

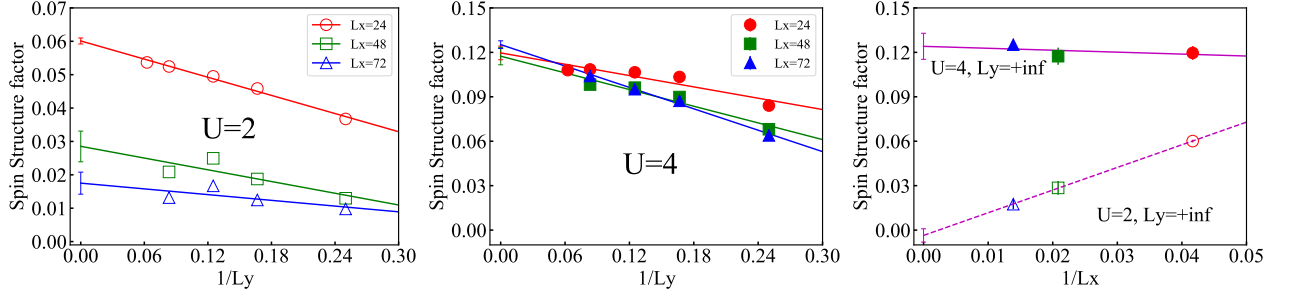


FIG. 6: Finite size scaling of the spin structure factors in Fig. 5. An extrapolation with L_y is performed for each set of cylinders with the same length, shown in the left panel for $U = 2$ and middle panel for $U = 4$. This is followed by an extrapolation with respect to the length of the cylinders, L_x , shown in the right panel for both U values. At the TDL, the peak value of the spin structure factor vanishes for $U = 2$, while it reaches a finite value for $U = 4$.

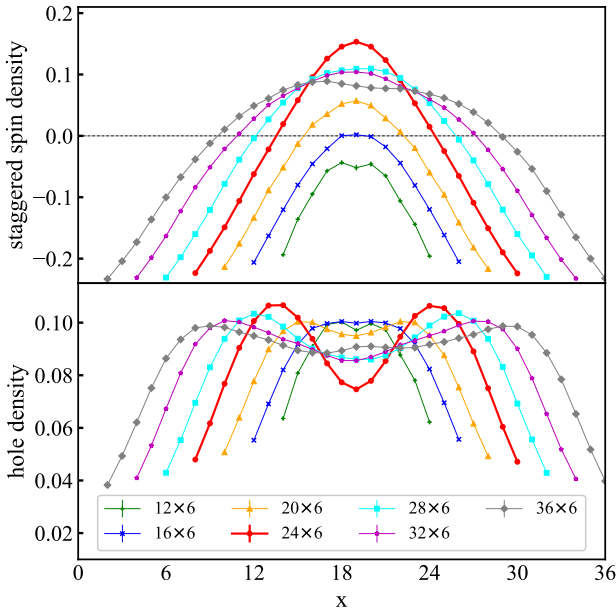


FIG. 7: Staggered spin (top panel) and hole (bottom) densities at $\delta = 1/12$ doping and $U = 4$, in width-6 cylinders as the length L_x is varied. Results are omitted at the left edge ($i_x = 1$), where the pinning field is applied. When L_x is commensurate with the expected wavelengths for spin and charge orders ($1/\delta$ and $2/\delta$), the spin and charge density waves are least frustrated and have the largest amplitude.

lated AFM order. The spin order has wavelength $2/\delta$, and is accompanied by a charge order of wavelength $1/\delta$, in which the hole density tends to be higher at the nodes of the spin order.

At weaker U (above $U_c(\delta)$) or larger doping, the charge order is weak. In these states the hole density is not vanishingly small at the node of spin order; in fact the hole density remains substantial throughout space and only shows a slow-varying wave with modest peaks at the nodes of the modulated AFM. We have referred to such states as SDWs (which can have charge order). As

the interaction strength is increased and the doping is reduced, the SDW states evolve into stripe states, where the holes become more and more localized at the nodes. The distinction between the SDW and stripe states is not absolute, but it is important to emphasize that a modulated AFM order can exist with two different kinds of behaviors for the holes: mobile and wavelike vs. localized and particle-like [12].

In Fig. 9, green squares represent parameters which lead to a ground state with SDW or stripe order in the TDL, while red circles represent those which do not. Within Hartree-Fock diagonal stripes are found to be more stable than linear (along x - or y -direction) stripes at large U [40]; diagonal stripes were also found to be close in energy with linear stripe state in the doped t - J model [13, 41]. We searched for diagonal stripes in the Hubbard model in the parameter regime studied here, but did not find them to be the ground state. (More details are given in the appendix.) Note that results from an inhomogeneous dynamical mean-field theory (iDMFT) study [42] are in reasonable agreement with our results.

Based on our results, we show an estimate for the phase boundary as a solid black line in Fig. 9, whose position is not to be taken literally but which is bracketed by the data points around it. (In the appendix, we show two example scans, one fixed at $U = 6$ varying δ , and the

TABLE I: Comparison of the computed total energies (per site) in the half-filled and filled stripe states at $U = 12$ and $\delta = 1/12$, in cylinders with widths 4 and 8, and lengths 24 and 48. The system setup is the same as in Fig. 8. Half-filled stripe state has lower energy in width-4 systems but higher energy in width-8 systems. A correction has been applied to the energies to account for finite Trotter step size [28].

lattice	half-filled stripe	filled stripe
24×4	-0.5639(1)	-0.5630(1)
48×4	-0.5583(2)	-0.5569(2)
24×8	-0.5596(2)	-0.5613(2)
48×8	-0.5532(2)	-0.5541(2)

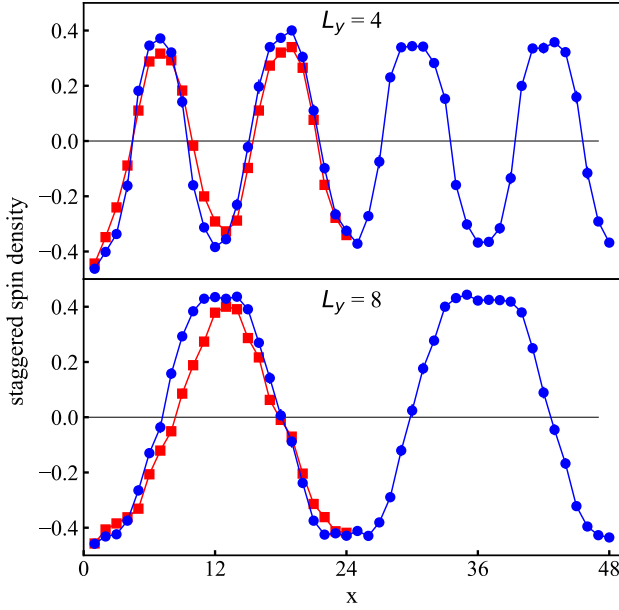


FIG. 8: Different behaviors in width-4 (top panel) and width-8 (bottom) cylinders. Staggered spin densities are shown for $\delta = 1/12$ doping with $U = 12$. The red curves show results for cylinders of length $L_x = 24$, while the blue curves show those with $L_x = 48$.

other at $\delta = 1/12$ varying U , to illustrate how the waves evolve across the transition line.)

From the results, we see that the critical interaction strength $U_c(\delta)$ increase with the doping level δ . Nothing special is seen around the doping value of $\delta = 1/8$. The SDW or stripe order persists from small doping near half-filling to doping level as large as $1/5$.

As discussed in more detail in Sec. IIIC, we did not find phase separation or non-filled SDW/stripe orders which survived in our finite-size scaling procedure. This of course does not completely rule out such phases, because of the delicate nature of the different competing states and sensitivity to finite-size and other effects, as

TABLE II: Comparison of the energy per site in the half-filled ($\lambda = 6$), $2/3$ filled ($\lambda = 8$) and filled ($\lambda = 12$) stripe states at $U = 8$ and $\delta = 1/12$ in two different lattice sizes. Fully periodic supercells are studied here, with no pinning fields. Half-filled stripe state has the highest energy in both systems. The $2/3$ -filled stripe state has the lowest energy in the width-6 supercell, while its energy is indistinguishable from that of the filled stripe state in the width-8 supercell. Both self-consistency and the use of a linear combination of trial wavefunctions with different stripe fillings lead to the filled stripe state as the ground state.

lattice	$\lambda = 6$	$\lambda = 8$	$\lambda = 12$
48×6	-0.6820(2)	-0.6862(2)	-0.6855(2)
48×8	-0.6821(2)	-0.6854(2)	-0.6852(2)

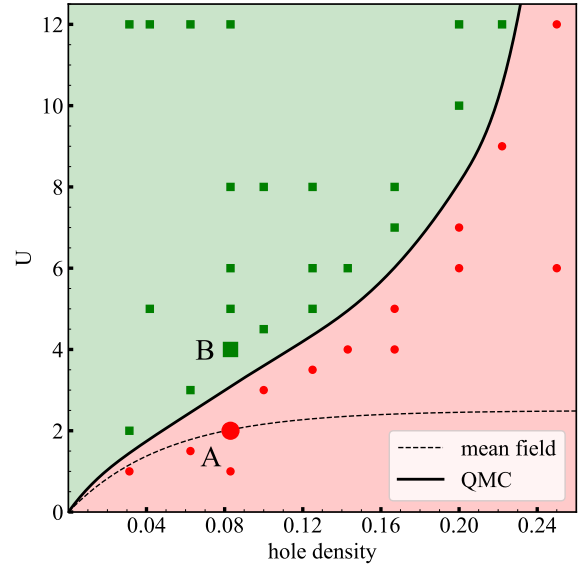


FIG. 9: Phase diagram of spin and charge orders in the pure Hubbard model. The black curve gives a rough estimation of the phase boundary based on the green squares representing parameters with modulated AFM spin and charge order and red cycles representing those without. The black dashed curve is the phase boundary from unrestricted Hartree-Fock [40] for reference. A ($U = 2$, $\delta = 1/12$) and B ($U = 4$, $\delta = 1/12$) denote the two examples shown in Figs. 4, 5, and 6.

well as possible systematic errors in the calculation. However, it does provide a rather stringent screening of other possible states, given the high accuracy and extensive nature of these calculations.

V. CONCLUSION AND PERSPECTIVE

Employing state-of-the-art AFQMC methods with self-consistent constraint and performing finite-size scaling to large simulation cell sizes, we map out the ground state phase diagram of the doped 2D Hubbard model regarding the spin and charge orders as a function of doping δ and interaction strength U . Modulated SDW or stripe orders are found to exist for doping as large as $\sim 1/5$ with sufficiently large U . The period of the spin (charge) density wave was found to be $2/\delta$ ($1/\delta$), which implies that the ground state stripes (at larger U) are filled. Our results show that stripe/SDW exists not only in the vicinity of $1/8$ doping, but also extend to very small doping near half-filling and to the overdoped region. Recent experiments in cuprate [43] found that stripe order exists with doping beyond the superconducting dome, remaining observable for as large as $\delta \approx 0.21$. In the future, it will be interesting to study how the phase diagram changes with the inclusion of a small next-nearest hopping t' . The inclusion of t' frustrates the antiferromagnetic order at half-filling and we anticipate that it will cause the criti-

cal interaction U_c to increase for giving doping level, and potentially change the properties of the orders. Superconductivity is found to be absent in the pure Hubbard model [34] and very recent results indicate that a small positive t' can induce superconductivity in the doped t - J model [44, 45]. The relationship between stripe and superconductivity is an important topic for future investigation.

VI. ACKNOWLEDGEMENTS

We thank Yuanyao He, A. Georges, A. J. Millis, S. R. White for helpful discussions. H.X. gratefully

acknowledge the Center for Computational Quantum Physics (CCQ), Flatiron Institute for support and hospitality. M.Q. is supported by a start-up fund from School of Physics and Astronomy in Shanghai Jiao Tong University. Most of the computing was carried out at the Flatiron institute, with the rest carried out at computational facilities of College of William and Mary, and XSEDE. The Flatiron institute is a division of the Simons Foundation.

-
- [1] J. Hubbard. Electron correlations in narrow energy bands. *Proceedings of the Royal Society of London A: Mathematical, Physical and Engineering Sciences*, 276(1365):238–257, 1963. ISSN 0080-4630. doi: 10.1098/rspa.1963.0204. URL <http://rspa.royalsocietypublishing.org/content/276/1365/238>.
 - [2] Mingpu Qin, Thomas Schäfer, Sabine Andergassen, Philippe Corboz, and Emanuel Gull. The Hubbard model: A computational perspective. *arXiv e-prints*, art. arXiv:2104.00064, March 2021.
 - [3] Daniel P. Arovas, Erez Berg, Steven Kivelson, and Srinivas Raghu. The Hubbard Model. *arXiv e-prints*, art. arXiv:2103.12097, March 2021.
 - [4] D. J. Scalapino. A common thread: The pairing interaction for unconventional superconductors. *Rev. Mod. Phys.*, 84:1383–1417, Oct 2012. doi: 10.1103/RevModPhys.84.1383. URL <https://link.aps.org/doi/10.1103/RevModPhys.84.1383>.
 - [5] Elliott H. Lieb and F. Y. Wu. Absence of mott transition in an exact solution of the short-range, one-band model in one dimension. *Phys. Rev. Lett.*, 20:1445–1448, Jun 1968. doi: 10.1103/PhysRevLett.20.1445. URL <https://link.aps.org/doi/10.1103/PhysRevLett.20.1445>.
 - [6] Yosuke Nagaoka. Ferromagnetism in a narrow, almost half-filled s band. *Phys. Rev.*, 147:392–405, Jul 1966. doi: 10.1103/PhysRev.147.392. URL <https://link.aps.org/doi/10.1103/PhysRev.147.392>.
 - [7] J. P. F. LeBlanc, Andrey E. Antipov, Federico Becca, Ireneusz W. Bulik, Garnet Kin-Lic Chan, Chia-Min Chung, Youjin Deng, Michel Ferrero, Thomas M. Henderson, Carlos A. Jiménez-Hoyos, E. Kozik, Xuan-Wen Liu, Andrew J. Millis, N. V. Prokof'ev, Mingpu Qin, Gustavo E. Scuseria, Hao Shi, B. V. Svistunov, Luca F. Tocchio, I. S. Tupitsyn, Steven R. White, Shiwei Zhang, Bo-Xiao Zheng, Zhenyue Zhu, and Emanuel Gull. Solutions of the two-dimensional hubbard model: Benchmarks and results from a wide range of numerical algorithms. *Phys. Rev. X*, 5:041041, Dec 2015. doi: 10.1103/PhysRevX.5.041041. URL <https://link.aps.org/doi/10.1103/PhysRevX.5.041041>.
 - [8] Ettore Vitali, Hao Shi, Mingpu Qin, and Shiwei Zhang. Computation of dynamical correlation functions for many-fermion systems with auxiliary-field quantum monte carlo. *Phys. Rev. B*, 94:085140, Aug 2016. doi: 10.1103/PhysRevB.94.085140. URL <https://link.aps.org/doi/10.1103/PhysRevB.94.085140>.
 - [9] Patrick A. Lee, Naoto Nagaosa, and Xiao-Gang Wen. Doping a mott insulator: Physics of high-temperature superconductivity. *Rev. Mod. Phys.*, 78:17–85, Jan 2006. doi: 10.1103/RevModPhys.78.17. URL <https://link.aps.org/doi/10.1103/RevModPhys.78.17>.
 - [10] Steven R. White and D. J. Scalapino. Density matrix renormalization group study of the striped phase in the 2d $t - J$ model. *Phys. Rev. Lett.*, 80:1272–1275, Feb 1998. doi: 10.1103/PhysRevLett.80.1272. URL <https://link.aps.org/doi/10.1103/PhysRevLett.80.1272>.
 - [11] Chia-Chen Chang and Shiwei Zhang. Spatially inhomogeneous phase in the two-dimensional repulsive hubbard model. *Phys. Rev. B*, 78:165101, Oct 2008. doi: 10.1103/PhysRevB.78.165101. URL <https://link.aps.org/doi/10.1103/PhysRevB.78.165101>.
 - [12] Chia-Chen Chang and Shiwei Zhang. Spin and charge order in the doped hubbard model: Long-wavelength collective modes. *Phys. Rev. Lett.*, 104:116402, Mar 2010. doi: 10.1103/PhysRevLett.104.116402. URL <https://link.aps.org/doi/10.1103/PhysRevLett.104.116402>.
 - [13] Philippe Corboz, T. M. Rice, and Matthias Troyer. Competing states in the t - j model: Uniform d -wave state versus stripe state. *Phys. Rev. Lett.*, 113:046402, Jul 2014. doi: 10.1103/PhysRevLett.113.046402. URL <https://link.aps.org/doi/10.1103/PhysRevLett.113.046402>.
 - [14] Luca F. Tocchio, Federico Becca, and Sandro Sorella. Hidden mott transition and large- u superconductivity in the two-dimensional hubbard model. *Phys. Rev. B*, 94:195126, Nov 2016. doi: 10.1103/PhysRevB.94.195126. URL <https://link.aps.org/doi/10.1103/PhysRevB.94.195126>.
 - [15] Emanuel Gull, Olivier Parcollet, and Andrew J. Millis. Superconductivity and the pseudogap in the two-dimensional hubbard model. *Phys. Rev. Lett.*, 110:216405, May 2013. doi: 10.1103/PhysRevLett.110.216405. URL <https://link.aps.org/doi/10.1103/PhysRevLett.110.216405>.
 - [16] Luca F. Tocchio, Arianna Montorsi, and Federico Becca. Metallic and insulating stripes and their relation with superconductivity in the doped Hubbard model. *SciPost Phys.*, 7:21, 2019. doi: 10.21468/SciPostPhys.7.2.021. URL <https://scipost.org/10.21468/SciPostPhys.7.2.021>.

- 2.021.
- [17] Kota Ido, Takahiro Ohgoe, and Masatoshi Imada. Competition among various charge-inhomogeneous states and d -wave superconducting state in hubbard models on square lattices. *Phys. Rev. B*, 97:045138, Jan 2018. doi: 10.1103/PhysRevB.97.045138. URL <https://link.aps.org/doi/10.1103/PhysRevB.97.045138>.
 - [18] Peizhi Mai, Seher Karakuzu, Giovanni Balduzzi, Steven Johnston, and Thomas A. Maier. Fluctuating spin and charge stripes in the two-dimensional Hubbard model in the thermodynamic limit. *arXiv e-prints*, art. arXiv:2106.01944, June 2021.
 - [19] Sandro Sorella. The phase diagram of the hubbard model by variational auxiliary field quantum monte carlo, 2021. *arXiv e-prints*, art. arXiv:2101.07045, Jan 2021.
 - [20] Jan Zaanen and Olle Gunnarsson. Charged magnetic domain lines and the magnetism of high- T_c oxides. *Phys. Rev. B*, 40:7391–7394, Oct 1989. doi: 10.1103/PhysRevB.40.7391. URL <https://link.aps.org/doi/10.1103/PhysRevB.40.7391>.
 - [21] D. Poilblanc and T. M. Rice. Charged solitons in the hartree-fock approximation to the large- u hubbard model. *Phys. Rev. B*, 39:9749–9752, May 1989. doi: 10.1103/PhysRevB.39.9749. URL <https://link.aps.org/doi/10.1103/PhysRevB.39.9749>.
 - [22] Kazushige Machida. Magnetism in La_2CuO_4 based compounds. *Physica C: Superconductivity*, 158(1):192–196, 1989. ISSN 0921-4534. doi: [https://doi.org/10.1016/0921-4534\(89\)90316-X](https://doi.org/10.1016/0921-4534(89)90316-X). URL <https://www.sciencedirect.com/science/article/pii/092145348990316X>.
 - [23] Marcus Fleck, Alexander I. Lichtenstein, Eva Pavarini, and Andrzej M. Oleś. One-dimensional metallic behavior of the stripe phase in $\text{La}_{2-x}\text{Sr}_x\text{CuO}_4$. *Phys. Rev. Lett.*, 84:4962–4965, May 2000. doi: 10.1103/PhysRevLett.84.4962. URL <https://link.aps.org/doi/10.1103/PhysRevLett.84.4962>.
 - [24] Marcus Fleck, Alexander I. Lichtenstein, and Andrzej M. Oleś. Spectral properties and pseudogap in the stripe phases of cuprate superconductors. *Phys. Rev. B*, 64:134528, Sep 2001. doi: 10.1103/PhysRevB.64.134528. URL <https://link.aps.org/doi/10.1103/PhysRevB.64.134528>.
 - [25] Marcin Raczkowski, Raymond Frésard, and Andrzej M. Oleś. Slave-boson approach to the metallic stripe phases with large unit cells. *Phys. Rev. B*, 73:174525, May 2006. doi: 10.1103/PhysRevB.73.174525. URL <https://link.aps.org/doi/10.1103/PhysRevB.73.174525>.
 - [26] J. M. Tranquada. Cuprate superconductors as viewed through a striped lens. *Advances in Physics*, 69(4):437–509, 2020. doi: 10.1080/00018732.2021.1935698. URL <https://doi.org/10.1080/00018732.2021.1935698>.
 - [27] Alexander Wietek, Yuan-Yao He, Steven R. White, Antoine Georges, and E. Miles Stoudenmire. Stripes, antiferromagnetism, and the pseudogap in the doped hubbard model at finite temperature. *Phys. Rev. X*, 11:031007, Jul 2021. doi: 10.1103/PhysRevX.11.031007. URL <https://link.aps.org/doi/10.1103/PhysRevX.11.031007>.
 - [28] Shiwei Zhang, J. Carlson, and J. E. Gubernatis. Constrained path monte carlo method for fermion ground states. *Phys. Rev. B*, 55:7464–7477, Mar 1997. doi: 10.1103/PhysRevB.55.7464. URL <https://link.aps.org/doi/10.1103/PhysRevB.55.7464>.
 - [29] Mingpu Qin, Hao Shi, and Shiwei Zhang. Coupling quantum monte carlo and independent-particle calculations: Self-consistent constraint for the sign problem based on the density or the density matrix. *Phys. Rev. B*, 94:235119, Dec 2016. doi: 10.1103/PhysRevB.94.235119. URL <https://link.aps.org/doi/10.1103/PhysRevB.94.235119>.
 - [30] Bo-Xiao Zheng, Chia-Min Chung, Philippe Corboz, Georg Ehlers, Ming-Pu Qin, Reinhard M. Noack, Hao Shi, Steven R. White, Shiwei Zhang, and Garnet Kin-Lic Chan. Stripe order in the underdoped region of the two-dimensional hubbard model. *Science*, 358(6367): 1155–1160, 2017. ISSN 0036-8075. doi: 10.1126/science.aam7127. URL <https://science.sciencemag.org/content/358/6367/1155>.
 - [31] Steven R. White and A. L. Chernyshev. Néel order in square and triangular lattice heisenberg models. *Phys. Rev. Lett.*, 99:127004, Sep 2007. doi: 10.1103/PhysRevLett.99.127004. URL <https://link.aps.org/doi/10.1103/PhysRevLett.99.127004>.
 - [32] E. Y. Loh, J. E. Gubernatis, R. T. Scalettar, S. R. White, D. J. Scalapino, and R. L. Sugar. Sign problem in the numerical simulation of many-electron systems. *Phys. Rev. B*, 41:9301–9307, May 1990. doi: 10.1103/PhysRevB.41.9301. URL <https://link.aps.org/doi/10.1103/PhysRevB.41.9301>.
 - [33] Shiwei Zhang. *Auxiliary-Field Quantum Monte Carlo at Zero- and Finite-Temperatures*, Vol. 9 of *Many-body methods for real materials*, Ed. E. Pavarini, E. Koch, and S. Zhang (Verlag des Forschungszentrum Jülich, 2019).
 - [34] Mingpu Qin, Chia-Min Chung, Hao Shi, Ettore Vitali, Claudius Hubig, Ulrich Schollwöck, Steven R. White, and Shiwei Zhang. Absence of superconductivity in the pure two-dimensional hubbard model. *Phys. Rev. X*, 10:031016, Jul 2020. doi: 10.1103/PhysRevX.10.031016. URL <https://link.aps.org/doi/10.1103/PhysRevX.10.031016>.
 - [35] Steven R. White. Density matrix formulation for quantum renormalization groups. *Phys. Rev. Lett.*, 69:2863–2866, Nov 1992. doi: 10.1103/PhysRevLett.69.2863. URL <https://link.aps.org/doi/10.1103/PhysRevLett.69.2863>.
 - [36] Steven R. White. Density-matrix algorithms for quantum renormalization groups. *Phys. Rev. B*, 48: 10345–10356, Oct 1993. doi: 10.1103/PhysRevB.48.10345. URL <https://link.aps.org/doi/10.1103/PhysRevB.48.10345>.
 - [37] J. Carlson, J. E. Gubernatis, G. Ortiz, and Shiwei Zhang. Issues and observations on applications of the constrained-path monte carlo method to many-fermion systems. *Phys. Rev. B*, 59:12788–12798, May 1999. doi: 10.1103/PhysRevB.59.12788. URL <https://link.aps.org/doi/10.1103/PhysRevB.59.12788>.
 - [38] C. Lin, F. H. Zong, and D. M. Ceperley. Twist-averaged boundary conditions in continuum quantum monte carlo algorithms. *Phys. Rev. E*, 64:016702, Jun 2001. doi: 10.1103/PhysRevE.64.016702. URL <https://link.aps.org/doi/10.1103/PhysRevE.64.016702>.
 - [39] Yi-Fan Jiang, Jan Zaanen, Thomas P. Devereaux, and Hong-Chen Jiang. Ground state phase diagram of the doped hubbard model on the four-leg cylinder. *Phys. Rev. Research*, 2:033073, Jul 2020. doi: 10.1103/PhysRevResearch.2.033073. URL <https://link.aps.org/doi/10.1103/PhysRevResearch.2.033073>.

- [40] Jie Xu, Chia-Chen Chang, Eric J Walter, and Shiwei Zhang. Spin- and charge-density waves in the hartree-fock ground state of the two-dimensional hubbard model. *Journal of Physics: Condensed Matter*, 23(50):505601, nov 2011. doi: 10.1088/0953-8984/23/50/505601. URL <https://doi.org/10.1088/0953-8984/23/50/505601>.
- [41] Shao-Jun Dong, Chao Wang, Yong-Jian Han, Chao Yang, and Lixin He. Stable diagonal stripes in the t-J model at $\bar{n}_h = 1/8$ doping from fPEPS calculations. *npj Quantum Materials*, 5:28, January 2020. doi: 10.1038/s41535-020-0226-4.
- [42] Robert Peters and Norio Kawakami. Spin density waves in the hubbard model: A dmft approach. *Phys. Rev. B*, 89:155134, Apr 2014. doi: 10.1103/PhysRevB.89.155134. URL <https://link.aps.org/doi/10.1103/PhysRevB.89.155134>.
- [43] Hu Miao, Gilberto Fabbri, Robert Koch, D. Mazzone, C. Nelson, R. Acevedo-Esteves, Guten Gu, Y. Li, T. Yilmaz, Konstantine Kaznatcheev, E. Vescovo, Maryam Oda, T. Kurosawa, N. Momono, Tadesse Assefa, I. Robinson, Emil Bozin, John Tranquada, Peter Johnson, and M. Dean. Charge density waves in cuprate superconductors beyond the critical doping. *npj Quantum Materials*, 6:31, 03 2021. doi: 10.1038/s41535-021-00327-4.
- [44] Shoushu Gong, W. Zhu, and D. N. Sheng. Robust d-wave superconductivity in the square-lattice t - J model. *arXiv e-prints*, art. arXiv:2104.03758, April 2021.
- [45] Shengtao Jiang, Douglas J. Scalapino, and Steven R. White. Ground State Phase Diagram of the t - t' - J model. *arXiv e-prints*, art. arXiv:2104.10149, April 2021.

Appendix A: Filling of stripes

In Fig.10, we show additional results for the spin and hole densities in three other systems to supplement Fig. 7: $\delta = 1/10$ and $U = 5$, $\delta = 1/8$ and $U = 6$, and $\delta = 1/6$ and $U = 8$.

Appendix B: Examples of parameter scans in the phase diagram

In Fig. 11, we show how the spin and charge orders evolve as a function of U at fixed doping $\delta = 1/12$. The

system is a cylinder with size 8×48 . A modulated AFM order develops only when $U \geq 4$. Similarly, in Fig. 12, we show the results of a scan at fixed interaction strength $U = 6$, in systems of size $L_x \times 6$, with L_x from 32 to 48 to accommodate $1/4$, $1/8$, $1/10$, and $1/12$ doping. As can be seen, no order is present until $\delta \leq 1/8$.

Appendix C: Diagonal vs. linear stripes

In Hartree-Fock calculations, stripe states in the diagonal direction were observed at small doping and large U [40]. Studies using dynamical mean-field theory (DMFT) with exact diagonalization solvers also predicted diagonal

doping	1/16	1/24	1/32
lattice	32×8	48×6	64×6
linear stripe	-0.5095(2)	-0.4611(1)	-0.4371(2)
diagonal stripe	-0.5076(1)	-0.4595(1)	-0.4362(1)

TABLE III: Energy (per site) comparison for linear and diagonal stripe states at $U = 12$. We can see linear stripe state always has lower energy.

stripes for $\delta < 0.05$ [23]; In Table. III, we list the comparison of energy for linear stripe and diagonal stripe state at $U = 12$ for $1/16$, $1/24$, and $1/32$ dopings. The energies are calculated with TABC to minimize the finite size effect [38]. As we can see in Table. III, in our calculations the linear stripe order always has a lower energy than the diagonal stripe for doping as low as $\delta = 1/32$. Our systematic calculations at $\delta = 1/32$, $U = 2$ and $\delta = 1/24$, $U = 5$ also yielded a linear SDW or stripe state.

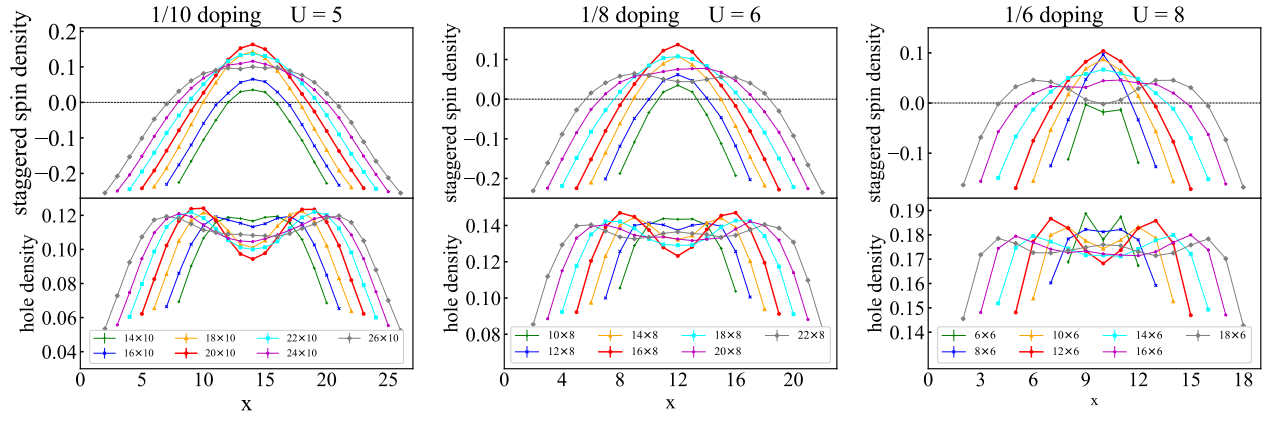


FIG. 10: Similar as Fig. 7. The staggered spin and charge densities are shown for 1/10 doping ($U = 5$), 1/8 doping ($U = 6$) and 1/6 doping ($U = 8$).

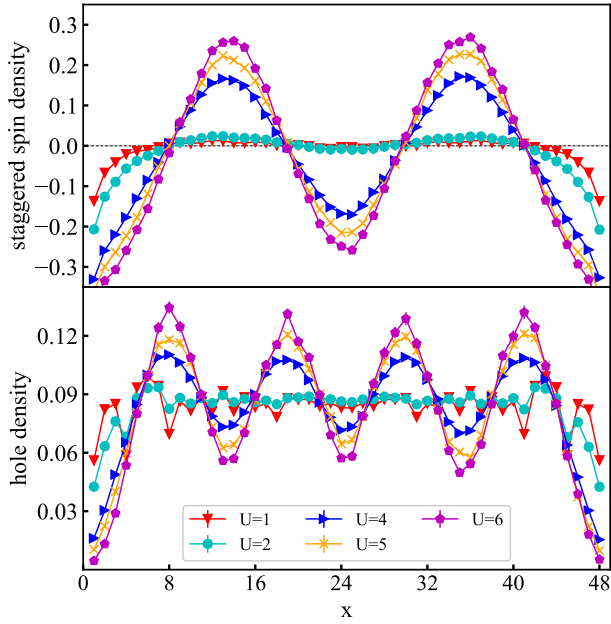


FIG. 11: Staggered spin (up) and hole (down) density at 1/12 doping for different U values. We can find that the stripe order develops only with $U \geq 4$.

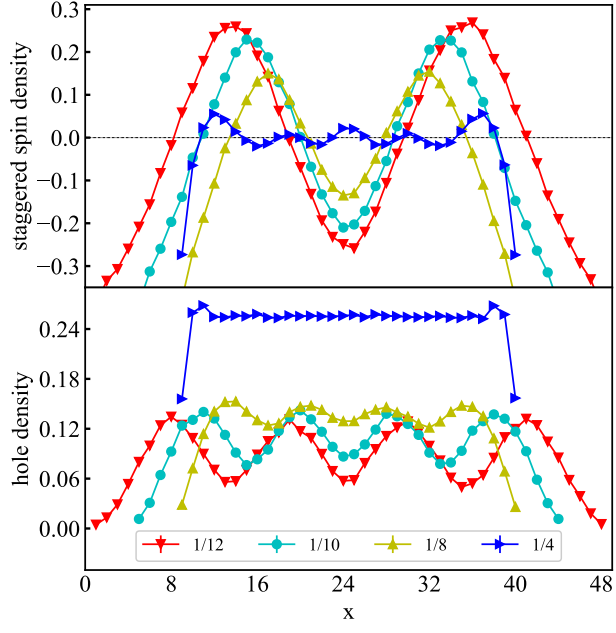


FIG. 12: Staggered spin (up) and hole (down) density at $U = 6$ for different dopings. We can find that the stripe order only develops with $\delta \leq 1/8$.