

HEXAGONAL FLANKS, CONFOCAL PARABOLAS, AND A FOCAL EQUILATERAL

PETER MOSES AND DAN REZNIK

ABSTRACT. We describe curious properties of a tiling of “flank” triangles and regular hexagons including (i) a common isodynamic point over all flanks, (ii) conservations among sextets of flanks around a fixed regular hexagon, (iii) the ability to build an infinite grid or tiling, and (iv) families of confocal parabolas woven into the tiling, whose (v) three distinct foci are the vertices of an equilateral.

1. INTRODUCTION

We describe several properties of constructions related to [Figure 1](#). Namely, given a reference triangle $T = ABC$, erect 3 regular hexagons H_a, H_b, H_c on its sides. Define 3 “flank” triangles F_a, F_b, F_c with a vertex on A, B , and C (respectively) and two others on proximal vertices of the two erected hexagons sharing said vertex.

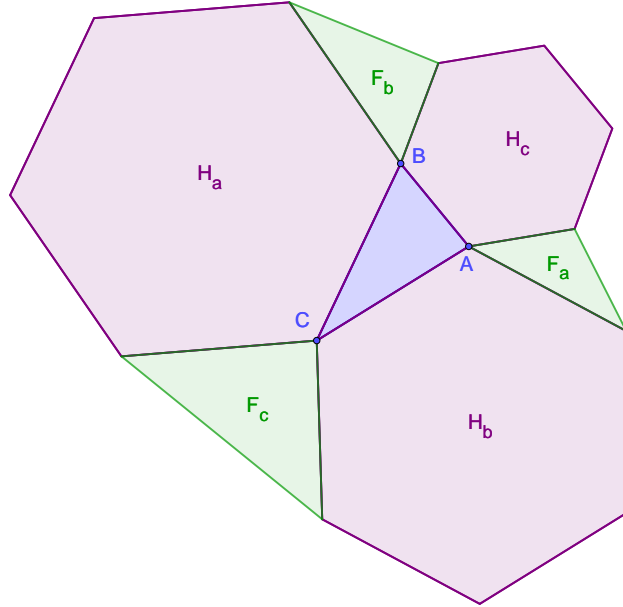


FIGURE 1. Given a reference triangle $T = ABC$, erect three regular hexagons H_a, H_b, H_c on its sides; these define three flank triangles with a vertex at A, B , or C (respectively), and two others which are proximal vertices of erected hexagons sharing A, B , or C , respectively.

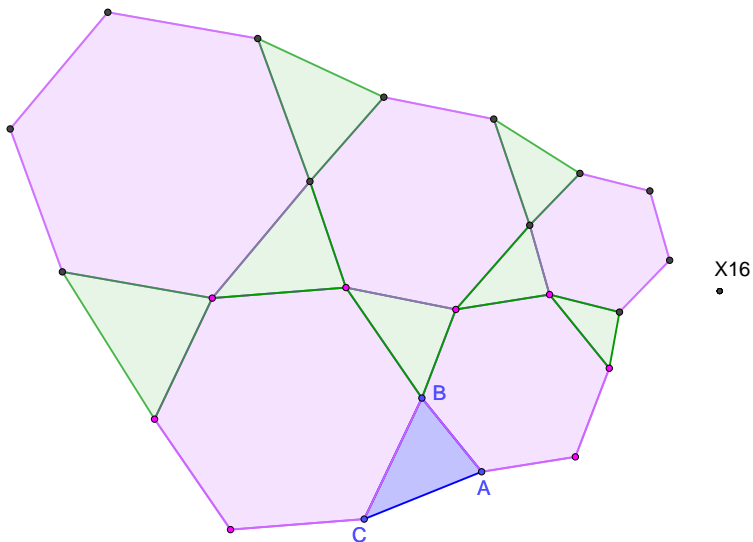


FIGURE 2. Departing from $T = ABC$ a contiguous grid can be built by adding more triangles and regular hexagons as needed. The second isodynamic point X_{16} of all interstitial triangles is common with that of T .

Below we use the X_k notation for triangle centers, after Kimberling [6]. Recall a triangle's *isodynamic points* X_{15} and X_{16} are the limiting points of its *Schoutte pencil*, i.e., containing both the circumcircle and the Brocard circle pencil [5].

Main Results.

- The triangle formed by the X_{15} -of-flanks is perspective with T at the latter's X_6 ;
- X_{16} -of- T and the X_{16} -of-flanks coincide;
- The sum of areas of 6 flanks constructed around a regular hexagon H is equal to the area of the hexagon;
- Conditions for the apices of the 6 flanks around a hexagon to lie on a conic;
- Isocurves of area sum of 6 auxiliary regular hexagons used to construct 6 flanks around a central hexagon;
- Properties of the hexagon formed by the X_k of “2nd-level” flanks;
- A contiguous, infinite grid or tiling of regular hexagons can be constructed iteratively, see Figure 2; within the tiling, the X_{16} of all flank triangles are common;
- Several groups of confocal parabolas can be constructed along the 3 major directions in the grid; their focus are 3 distinct points which are the vertices of an equilateral whose centroid is the the X_{16} common to all flanks in the tiling.

1.1. Related Work. In [2, 7] properties of “flank” triangles located between squares and/or rectangles erected on a triangle's sides are studied. Works [3, 4] study triangles centers (taken as triples or not) analogues of the intouch and/or extouch triangles erected upon each side of a reference triangle.

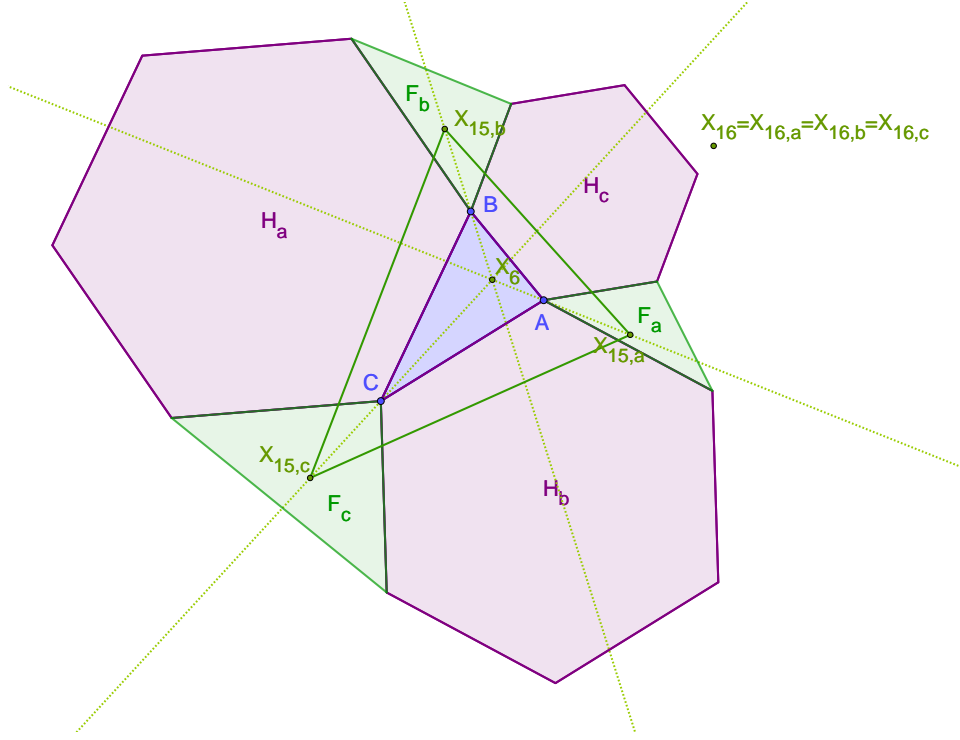


FIGURE 3. (i) the triangle formed by the 1st isodynamic points $X_{15,a}$, $X_{15,b}$, $X_{15,c}$ of the 3 flank triangles is perspective with $T = ABC$ at the latter's X_6 ; (ii) the 2nd isodynamic point of T and the 3 flank triangles are common (upper right).

1.2. Article Structure. In [Section 2](#) we describe properties of the trio of 3 flank triangles built around a central reference one. In [Section 3](#) we fix a central regular hexagon and consider properties of the 6 “satellite” triangles built around it. In [Section 4](#) we explore the contiguous tiling obtained by iterating our basic construction. Conclusions and open questions appear in [Section 5](#).

2. HEXAGONAL FLANKS

Referring to [Figure 3](#):

Proposition 1. *The triangle with vertices on the X_{15} -of-flanks is perspective with T at the latter's symmedian point X_6 .*

Proposition 2. *The 2nd isodynamic points X_{16} of both T and of the three flanks coincide at a single point.*

Consider the construction for the two flank triangles F_1 and F_2 shown in [Figure 4](#), namely, departing from $T = ABC$, erect regular hexagons H_1 and H_2 on sides AC and BA , respectively. Consider the a first flank triangle F_1 between H_1 and H_2 . As shown in the figure, erect a third regular hexagon H_3 on the unused side of F_1 , and let a second flank triangle F_2 sit between H_2 and H_3 . While holding B and C fixed, there are positions for A such that F_2 has positive, zero, or negative signed area. Referring to [Figure 5](#):

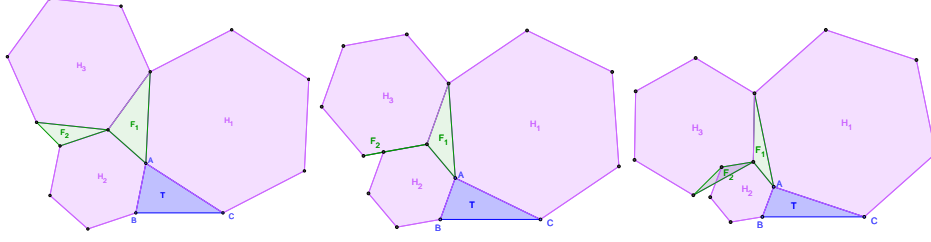


FIGURE 4. For certain positions of A (while keeping B and C stationary), flank triangle F_2 will be non-eversed (left), degenerate (middle), or eversed (right).

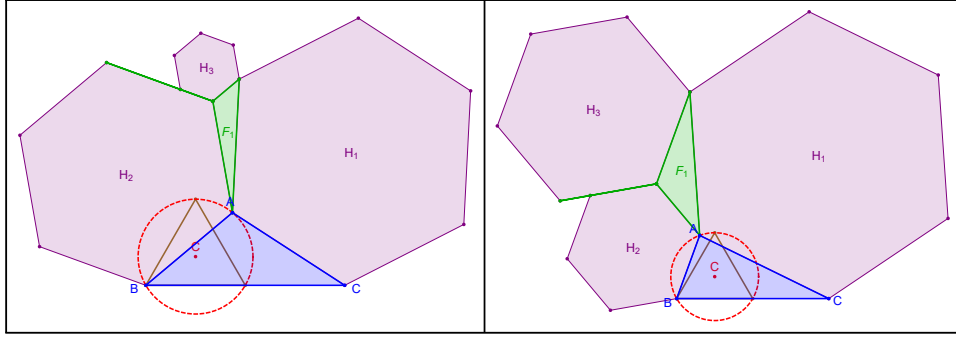


FIGURE 5. With B and C fixed, the locus of A such that the area of F_2 in Figure 4 is zero is the circumcircle (dashed red) of an equilateral (brown) with base on B and the midpoint of BC . Two positions of A are shown (left, right).

Proposition 3. F_2 will have positive (resp. negative) area if A is exterior (resp. interior) to the circumcircle C of an equilateral triangle whose base is B and the midpoint of BC . In particular, the vertices of F_2 become collinear if A is on C .

3. SATELLITE TRIANGLES

Consider the construction shown in Figure 6: given a triangle $T = ABC$, erect regular regular hexagons H_0 and H_1 on sides BC and AB . These define a first flank triangle F_1 . Continue adding hexagons H_2, \dots, H_5 , defining with H_0 new flank triangles F_2, \dots, F_5 . Let D (resp. E) be a vertex of F_5 which is common to H_0 and H_5 (resp. located on H_5 and adjacent to D).

Let A' be the reflection of A about BC . The following lemma was kindly contributed by A. Akopyan [1]:

Lemma 1. *The reflection of the apices of F_1, \dots, F_5 all coincide with A' .*

Still referring to Figure 6, let CE be the side of F_5 not on H_0 nor on H_5 . We can use Lemma 1 to show that:

Proposition 4. $|CE| = |AC|$ and $\angle ECA = (2\pi)/3$.

This implies that a sixth, regular hexagon H_6 can be erected on AC and one of its vertices will snap perfectly against vertex E of H_5 .

Corollary 1. *This construction can be extended ad infinitum, creating, modulo self-intersections, a locally-consistent contiguous tiling.*

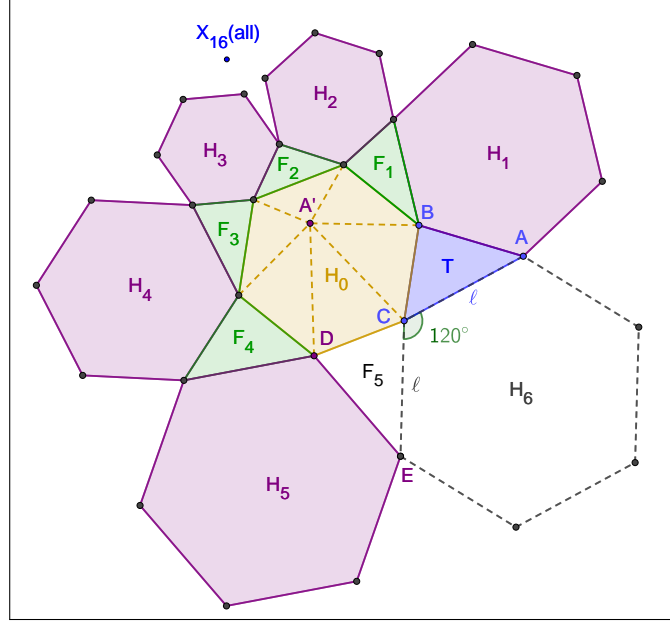


FIGURE 6. The grid “closure” property: departing from $T = ABC$ add regular hexagons H_0, \dots, H_5 and flanks F_1, \dots, F_5 . The reflection of the apices of F_i about their based (sides of H_i) is a common point A' . This implies the regular hexagon H_6 erected on AC fits perfectly between H_1 and H_5 . The X_{16} common to T and the five flanks is shown in the upper left of the picture.

Since in this infinite tiling one can isolate a central triangle and the three flanks around it (see Figure 1):

Corollary 2. *The second isodynamic points X_{16} of all flank triangles in any contiguous tiling coincide in a single point.*

Consider the related construction in Figure 7: let H denote a fixed regular hexagon with vertices Q_i , $i = 1, \dots, 6$. Given a point P , let Q_1Q_2P be a first “satellite” triangles F_1 . Create 5 new satellite triangles F_i as follows: Let F_i be the flank triangle obtained by erecting a regular hexagon on a side of F_{i-1} , $i = 2, \dots, 6$.

From Lemma 1 and Proposition 4, the reflected images of the flanks about their bases fill the interior of H , therefore:

Corollary 3. *The sum of the areas of the 6 satellite triangles is independent of P and equal to the area of H .*

Referring to Figure 8:

Proposition 5. *The apices of the 6 satellite triangles lie on a conic iff P lies on either line Q_3Q_2 or line Q_6Q_1 .*

Referring to Figure 9, consider the 6 auxiliary regular hexagons erected successfully on the 6 satellite triangles parametrized by P . Let O denote the intersection of Q_3Q_2 and Q_6Q_1 .

Proposition 6. *The iso-curves of P such that the sum of the areas of the 6 satellite hexagons is constant are circles centered on O .*

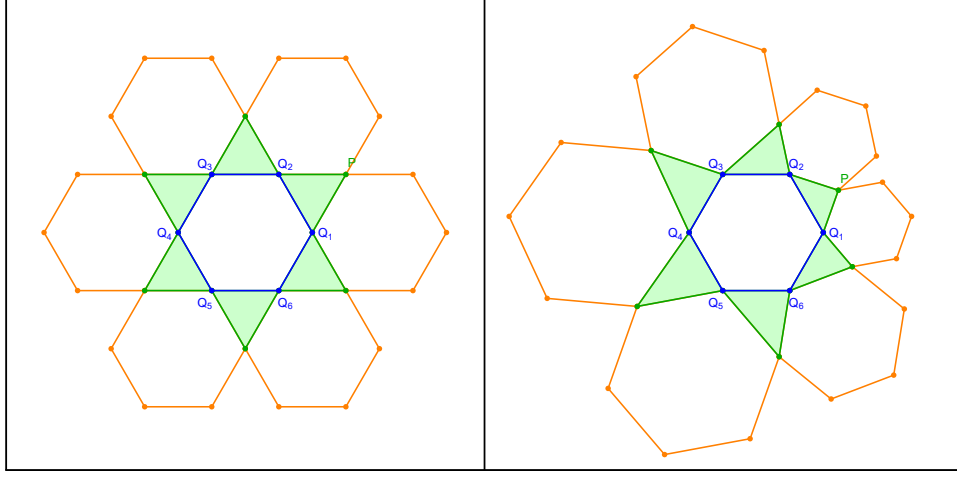


FIGURE 7. Given a fixed central hexagon H with vertices $Q_i, i = 1, \dots, 6$, let 6 “satellite” flank triangles (green) be constructed around H departing from a first triangle PQ_1Q_2 . The sum of areas of said 6 satellites is independent of P and equal to the area of H . In the left (resp. right) P is positioned so the construction is regular (resp. irregular).

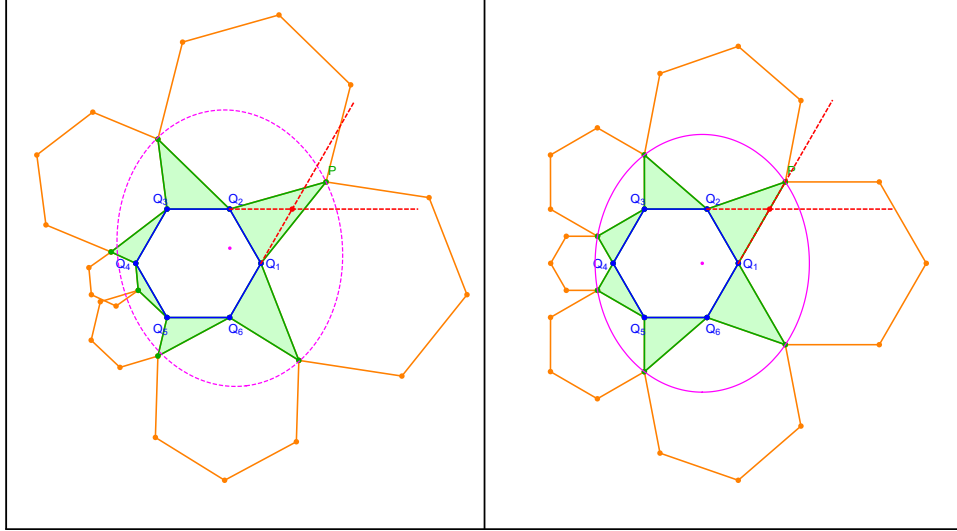


FIGURE 8. The apices of the 6 satellite triangles (green) around a fixed hexagon (blue) lie on a conic iff P is on either line Q_3Q_2 or line Q_6Q_1 . When P is at the intersection of said lines, the 6 apices are concyclic, as in Figure 7(left).

Second-level satellites. Referring to Figure 10, consider the 6 satellite flanks F_i surrounding a central hexagon which are obtained as above by sequentially erecting 6 regular hexagons H_i . Consider 6 “2nd-level” flanks F'_i nestled between the H_i . Let H'_k denote a hexagon whose vertices are the X_k of the F'_i .

Proposition 7. *For all X_k on the Euler line, H'_k has invariant internal angles.*

We thank A. Akopyan for the following argument [1]:

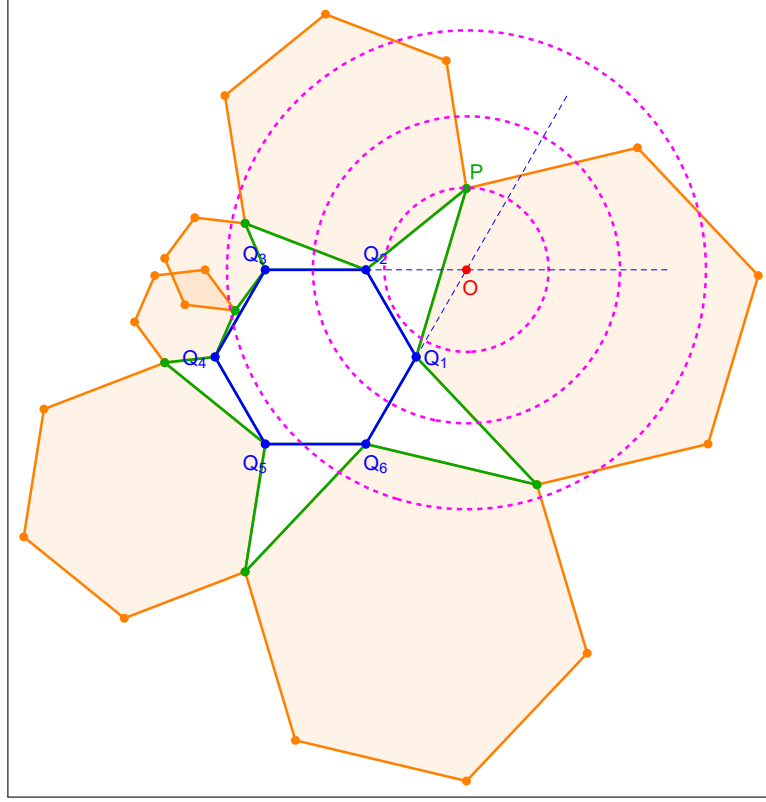


FIGURE 9. The iso-curves of P such that the sum of areas of the satellite hexagons is constant are circles (dashed magenta) centered on O , at the intersection of the two sides of H adjacent to the base of PQ_1Q_2 .

Proof. This follows from the fact that their area is the sum of squares of distances from the reflected point A' to vertices Q_i of the central hexagon. \square

4. INTERWOVEN CONFOCAL PARABOLAS

Referring to Figure 11, let, let H_i, H_{i+1} , etc., be adjacent hexagons in the tiling sharing antipodal vertices U_i , such that one of the U_i is A . Let H'_i, H'_{i+1} , etc., be a second sequence of adjacent hexagons running along the same “grain” in the tiling.

Proposition 8. *The sequence $\dots, U_{i-1}, A, U_{i+1}, \dots$ lies on a parabola which we call the A -parabola. Furthermore, similarly-constructed sequences of vertices along hexagons in the same diagonal direction lie on parabolas confocal with the A -parabola at f_a .*

Referring to Figure 12, a total of three groups of confocal parabolas can be constructed, along three “grains” in the tiling. Referring to Figure 13:

Proposition 9. *The foci of the three groups of confocal parabolas are vertices of an equilateral triangle with centroid at the X_{16} common to all whose side s is:*

$$s = \frac{3}{32}(a^2 + b^2 + c^2 - 4S\sqrt{3})$$

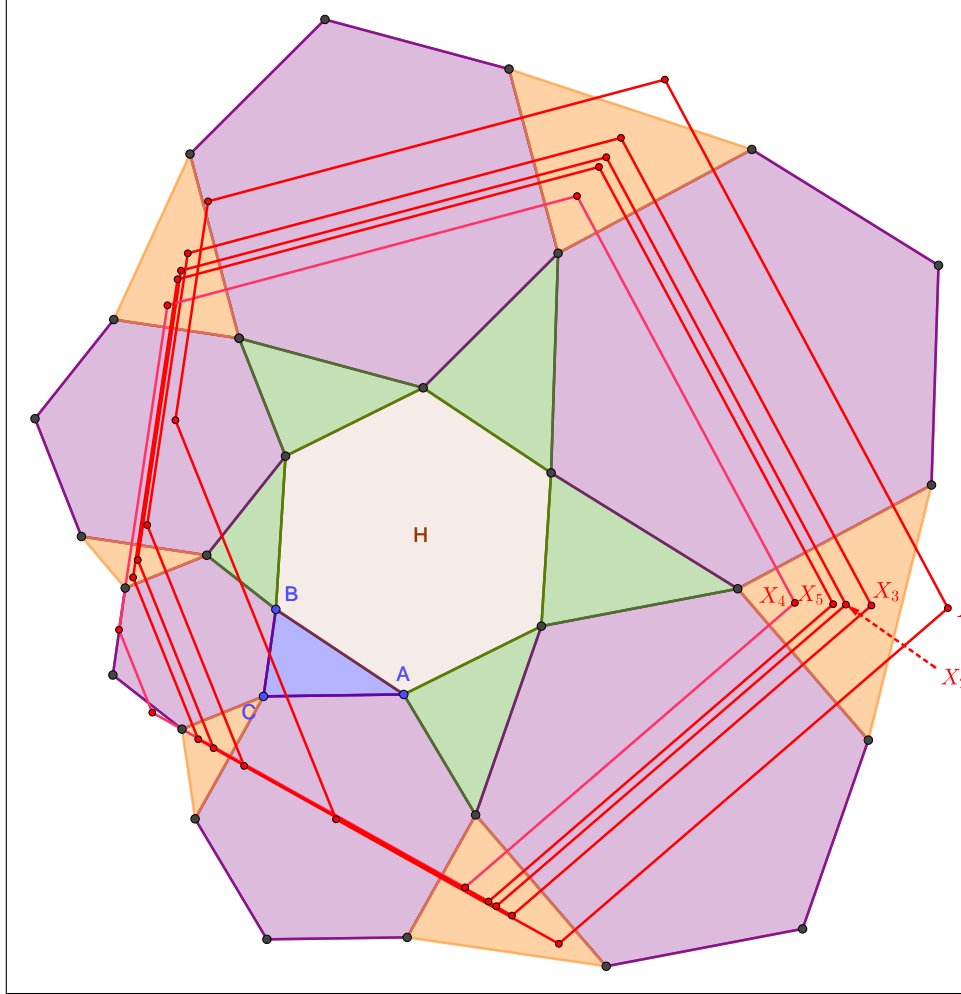


FIGURE 10. Shown are 5 hexagons H'_i (red) whose vertices are the X_k of second-level satellites (yellow). If X_k is on the Euler line, the H'_i have identical internal angles.

where a, b, c are the sides of $T = ABC$, and S is the area of T .

As shown in Figure 13:

Proposition 10. *The axes of the three confocal groups concur on the common X_{16} at 120° angles.*

Let a_i, b_i, c_i (resp S_i) be the sidelengths (resp. area) of a given triangle T_i in the tiling. Since any T_i can be used to start the tiling:

Corollary 4. *The quantity $a_i^2 + b_i^2 + c_i^2 - 4S_i\sqrt{3}$ is invariant over all T_i .*

Skip-1 confocal parabolas. Let Q_1, A, Q_3, Q_5, \dots (resp. Q_2, B, Q_4, Q_6, \dots) be a sequence of odd (resp. even) side vertices of adjacent hexagons, as shown in Figure 14.

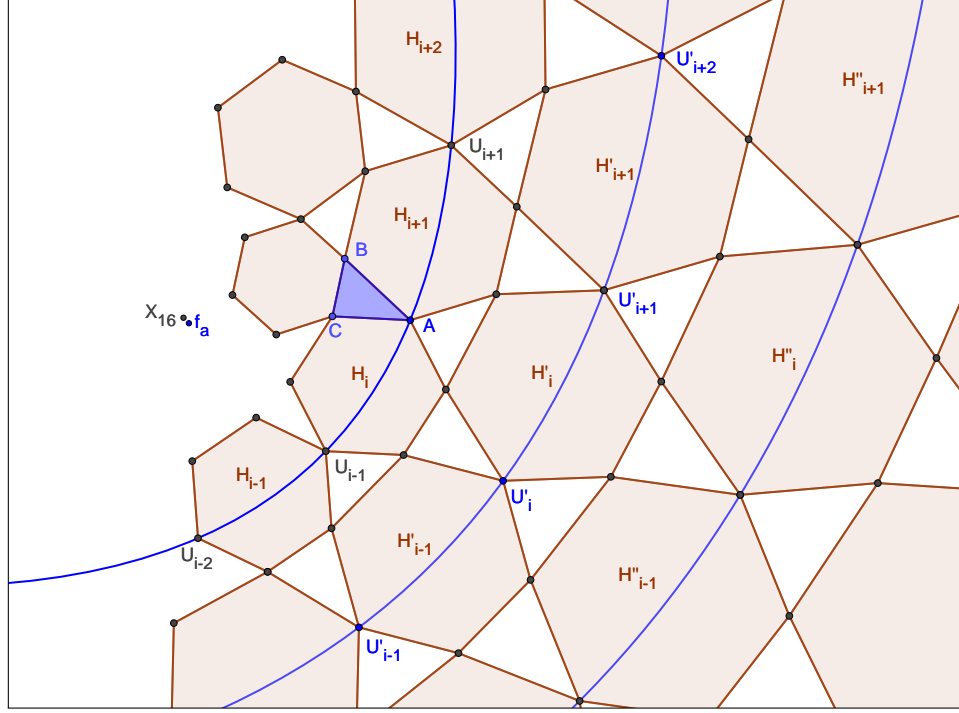


FIGURE 11. From hexagons H_{i-1} , H_i , etc., take antipodal vertices U_{i-2} , U_{i-1} , A , U_{i+1} . These lie on the A -parabola (blue), whose focus is f_a . Confocal parabolas pass through antipodal vertices along any other “row” of adjacent hexagons in the tiling, e.g., H'_{i-1} , H'_i , H_{i+1} , \dots

Proposition 11. *The sequence of odd (resp. even) vertices lies on a parabola. The former (resp. latter) is confocal with the A -parabola (resp B -parabola). Furthermore, their axes are parallel to the axis of the C -parabola, and pass through f_b and f_c , respectively.*

The above statements are valid cyclically, i.e., there are families of confocal odd and even parabolas along each of the 3 major directions in the tiling, e.g., corresponding to the diagonals of a hexagon erected upon a side of T .

5. CONCLUSION

Animations illustrating some constructions herein are listed on Table 1.

id	Title	<a href="https://youtu.be/<.>">youtu.be/<.>
01	Basic Construction of Hexagonal Flanks	e3MkijszDEA

TABLE 1. Videos of some constructions. The last column is clickable and provides the YouTube code.

ACKNOWLEDGEMENTS

We would like to thank A. Akopyan for contributing crucial insights, and Darij Grinberg for helping us with a crucial proof.

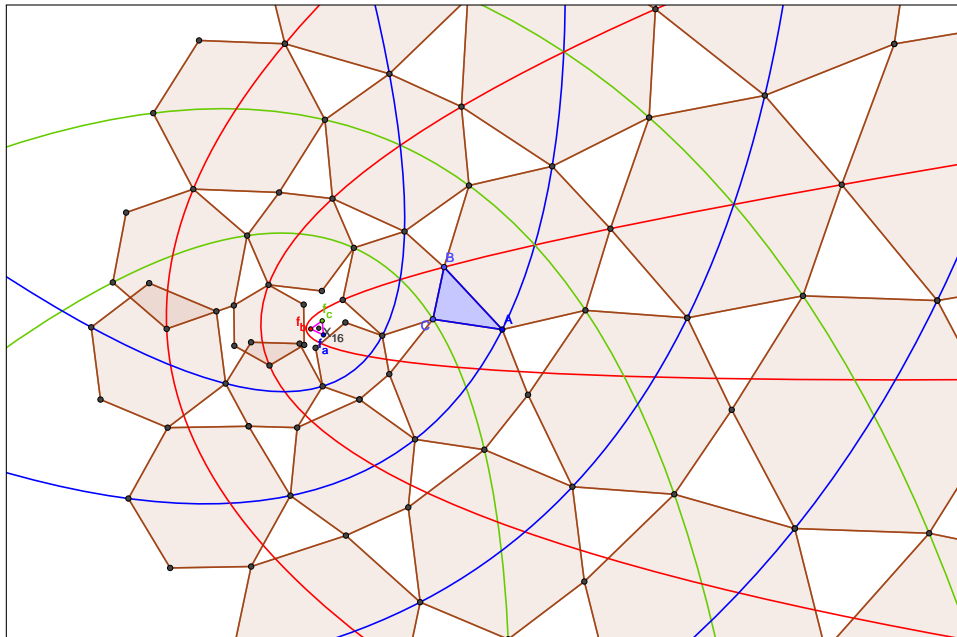


FIGURE 12. Three groups of confocal parabolas (red, green, blue) run along antipodal vertices of hexagons along three 3 major directions. The foci f_a, f_b, f_c of each confocal group are the vertices of an equilateral triangle whose centroid is the X_{16} common to all flank triangles in the tiling.

REFERENCES

- [1] Akopyan, A. (2021). Private communication. 4, 6
- [2] Cerin, Z. (2002). Loci related to variable flanks. *Forum Geometricorum*, 2: 105–113. 2
- [3] Dosa, T. (2007). Some triangle centers associated with the excircles. *Forum Geometricorum*, 7: 151–158. 2
- [4] Hoehn, L. (2001). Extriangles and excevians. *Math. Magazine*, 74: 384–388. 2
- [5] Johnson, R. (1917). Directed angles and inversion with a proof of Schoute's theorem. *Am. Math. Monthly*, 24: 313–317. 2
- [6] Kimberling, C. (2019). Encyclopedia of triangle centers. faculty.evansville.edu/ck6/encyclopedia/ETC.html. 2
- [7] van Lamoen, F. (2001). Friendship among triangle centers. *Forum Geometricorum*, 1: 1–6. 2

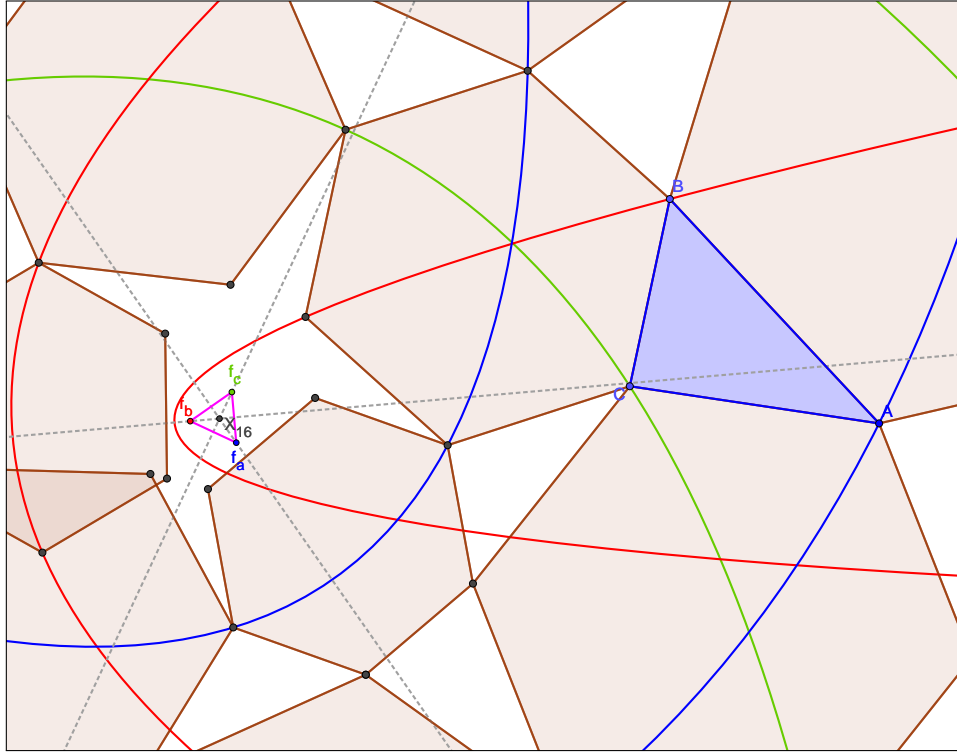


FIGURE 13. Zooming into the focal equilateral f_a, f_b, f_c . Also shown (dashed gray) are the common axes of the 3 confocal parabola groups, all of which pass through the common X_{16} at 120° angles.

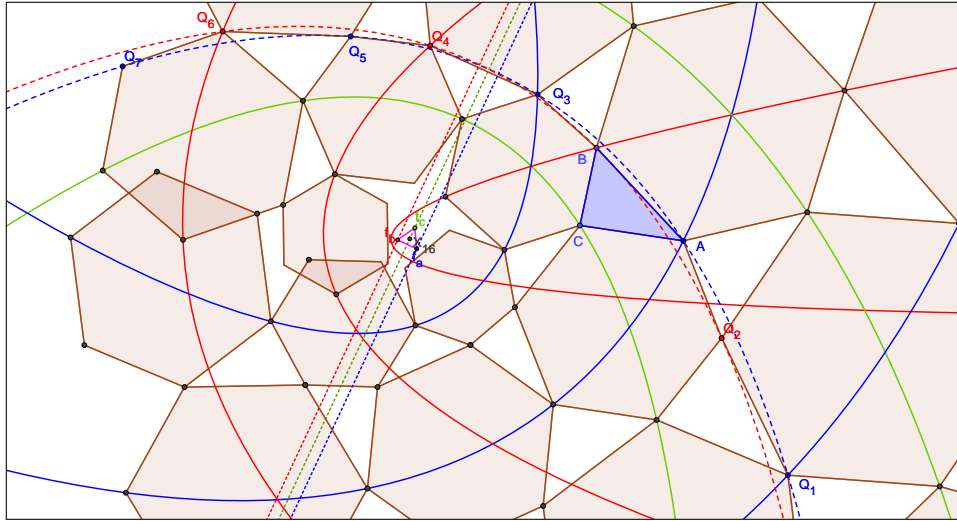


FIGURE 14. Two additional groups of confocal parabolas exist which pass through the odd (resp. even) side vertices along a given grain of the tiling. A member of the first (resp. second) confocal group is shown in dashed blue (resp. red), passing through odd vertices $[\dots, Q_1, A, Q_3, Q_5, Q_7, \dots]$ (resp. even vertices $[\dots, Q_2, B, Q_4, Q_6, \dots]$). The focus of the odd (resp. even) group is f_a (resp. f_b). The major axes of the odd, even, and original C -parabola group are parallel (dashed red, blue, green).