

Face Reconstruction with Variational Autoencoder and Face Masks

Rafael S. Toledo¹, Eric A. Antonelo¹

¹Department of Automation and Systems
Federal University of Santa Catarina (UFSC), Florianópolis, Brazil

rafael.toledo@posgrad.ufsc.br, eric.antonelo@ufsc.br

Abstract. *Variational AutoEncoders (VAE) employ deep learning models to learn a continuous latent z -space that is subjacent to a high-dimensional observed dataset. With that, many tasks are made possible, including face reconstruction and face synthesis. In this work, we investigated how face masks can help the training of VAEs for face reconstruction, by restricting the learning to the pixels selected by the face mask. An evaluation of the proposal using the celebA dataset shows that the reconstructed images are enhanced with the face masks, especially when SSIM loss is used either with l_1 or l_2 loss functions. We noticed that the inclusion of a decoder for face mask prediction in the architecture affected the performance for l_1 or l_2 loss functions, while this was not the case for the SSIM loss. Besides, SSIM perceptual loss yielded the crispest samples between all hypotheses tested, although it shifts the original color of the image, making the usage of the l_1 or l_2 losses together with SSIM helpful to solve this issue.¹*

1. Introduction

Deep Generative Models became extremely popular recently for image synthesis, generation, and manipulation [Snell et al. 2017, Qian et al. 2019, Dosovitskiy and Brox 2016, Larsen et al. 2016, Esser et al. 2018]. One of the major challenges in this area corresponds to designing models capable of yielding photo-realistic faces, which would be useful for many industries like films, games, photograph editions, or even face anonymization.

The most popular deep learning approaches to tackle face synthesis and manipulation derive from Generative Adversarial Nets (GAN) [Goodfellow et al. 2014], and Variational Autoencoders (VAE) [Kingma and Welling 2014, Rezende et al. 2014]. Currently, the state-of-the-art performance and ability to render crisper samples are obtained by GANs [Brock et al. 2018, Liu et al. 2019, He et al. 2019]. It is common sense that VAE usually presents blurriness on the rendered images [Dai and Wipf 2019].

Nonetheless, there are many good reasons to keep improving the VAE framework in the image reconstruction and synthesis realm. For example, while GANs can generate images of high subjective perceptual quality, they are not able to fully capture the diversity of the true distribution [Razavi et al. 2019], lacking diversity when synthesizing new samples; this is a problem known as mode collapse [Mescheder et al. 2018]. Besides, GANs tend to lack full support over the data as opposed to the likelihood-based

¹Code and models are available on <https://github.com/tldrafael/FaceReconstructionWithVAEAndFaceMasks>.

generative models from VAEs, which are better density models in terms of the likelihood criterion [Kingma and Welling 2019].

Other drawbacks about GANs are that they are hard to optimize due to the lack of a closed-form loss function, and they can generate visually absurd outputs [Khan et al. 2018]. On the other hand, VAEs possess some desirable properties like stable training, an interpretable encoder/inference network, outlier-robustness [Dai and Wipf 2019], and its paradigm allows an exploration of the disentangling intrinsic facial properties in the latent space [Qian et al. 2019].

Along with the blurry issue related to VAE, another cause of blurriness comes from training with l_2 or l_1 losses functions. The l_2 loss function is known to not characterize well the perceived visual quality of images [Zhang et al. 2012, Wang and Bovik 2009, Zhao et al. 2016]. This is because the l_2 -norm of the error assumes pixel-wise independence, which is not true for natural images. For example, blurring causes a large human visual perceptual error but a low l_2 error change [Zhang et al. 2018].

To help to correct it, we tested the usage of the Structural Similarity Index (SSIM) [Wang et al. 2004] as a loss function. SSIM is based on the structural information that compares local patterns of pixel intensities that have been normalized for luminance and contrast [Wang and Bovik 2009]. SSIM does not only compare pixels values independently between two images, but it also regards the pixel’s neighbors values. SSIM compares the pixels in three aspects: luminance, contrast, and structure.

Our proposal intended to attenuate these two factors of blurring, first adding a face mask based architecture that will help the learning process to focus only on the region of interest, and check other alternatives beyond the usual l_n norms like SSIM and combinations of SSIM with l_n norms.

Our contributions are an architecture that helps the NN to ignore the background information to improve the performance on the face reconstruction task; an investigation on the usage of three popular metrics l_1 , l_2 , and SSIM; besides an investigation on how the combine these three losses functions to amend their individual drawbacks. In the end, it is shown that the proposed architecture plus a combined loss function worked better for the face reconstruction task.

2. Background

2.1. Variational Autoencoder

Deep Latent Variable Model (DLVM) are models whose latent variables distributions are parametrized by a neural network, e.g. $p_\theta(\mathbf{x}, \mathbf{z})$. Latent variables commonly denoted as z are variables which are part of the model but cannot be directly observed. On a DLVM, we want to learn the true distribution of the data $p^*(x)$ by learning the marginal distribution of $p(\mathbf{x}) = \int_{\mathbf{z}} p_\theta(\mathbf{x}, \mathbf{z}) d\mathbf{z}$. But, $p_\theta(\mathbf{x}, \mathbf{z})$ or $p_\theta(\mathbf{z}|\mathbf{x})$ are computational intractable [Kingma and Welling 2019]. They shall be estimated by the VAE framework.

VAE provides a computationally efficient way for optimizing DLVM jointly with a corresponding inference model using Stochastic Gradient Descent (SGD) [Kingma and Welling 2019]. The intractable posterior is estimated by the encoder $q_\phi(\mathbf{z}|\mathbf{x})$.

The VAE maximizes the ELBO (Evidence Lower Bound, also called Variational Lower Bound) of the data log-likelihood. The most common way to derive ELBO is using Jensen’s inequality, which states $f(\mathbb{E}[X]) \leq \mathbb{E}[f(X)]$, for any convex function f as the log function of our case.

We can decompose the log-likelihood of the data as:

$$\log p_\theta(\mathbf{x}) = \log \int_{\mathbf{z}} p_\theta(\mathbf{x}, \mathbf{z}) d\mathbf{z} \quad (1)$$

$$= \log \left[\mathbb{E}_{\mathbf{z} \sim q_\phi(\mathbf{z}|\mathbf{x})} \left[\frac{p_\theta(\mathbf{x}, \mathbf{z})}{q_\phi(\mathbf{z}|\mathbf{x})} \right] \right] \quad (2)$$

Applying Jensen’s inequality in the eq. 2:

$$\log p_\theta(\mathbf{x}) \geq \mathbb{E}_{\mathbf{z} \sim q_\phi(\mathbf{z}|\mathbf{x})} \log \left[\frac{p_\theta(\mathbf{x}, \mathbf{z})}{q_\phi(\mathbf{z}|\mathbf{x})} \right] \quad (3)$$

$$= \mathbb{E}_{\mathbf{z} \sim q_\phi(\mathbf{z}|\mathbf{x})} [\log p_\theta(\mathbf{x}, \mathbf{z})] - \mathbb{E}_{\mathbf{z} \sim q_\phi(\mathbf{z}|\mathbf{x})} [\log q_\phi(\mathbf{z}|\mathbf{x})] \quad (4)$$

Decomposing the joint distribution $p_\theta(\mathbf{x}, \mathbf{z})$ to $p(\mathbf{z})p_\theta(\mathbf{x}|\mathbf{z})$:

$$\log p_\theta(\mathbf{x}) \geq \mathbb{E}_{\mathbf{z} \sim q_\phi(\mathbf{z}|\mathbf{x})} [\log p(\mathbf{z})] + \mathbb{E}_{\mathbf{z} \sim q_\phi(\mathbf{z}|\mathbf{x})} [\log p_\theta(\mathbf{x}|\mathbf{z})] - \mathbb{E}_{\mathbf{z} \sim q_\phi(\mathbf{z}|\mathbf{x})} [\log q_\phi(\mathbf{z}|\mathbf{x})] \quad (5)$$

$$= \mathbb{E}_{\mathbf{z} \sim q_\phi(\mathbf{z}|\mathbf{x})} [\log p_\theta(\mathbf{x}|\mathbf{z})] - \mathbb{E}_{\mathbf{z} \sim q_\phi(\mathbf{z}|\mathbf{x})} \left[\log \frac{q_\phi(\mathbf{z}|\mathbf{x})}{p(\mathbf{z})} \right] \quad (6)$$

$$= \mathbb{E}_{\mathbf{z} \sim q_\phi(\mathbf{z}|\mathbf{x})} [\log p_\theta(\mathbf{x}|\mathbf{z})] - \mathcal{D}_{KL}(q_\phi(\mathbf{z}|\mathbf{x})||p(\mathbf{z})) \quad (7)$$

The right hand side of the equation 7 is the ELBO of the observed distribution. It is compounded by two terms: the reconstruction likelihood of the data plus the Kullback-Leibler divergence (\mathcal{D}_{KL}) between two distributions; \mathcal{D}_{KL} is also called relative entropy. Maximizing the ELBO ensures that we maximize the log-likelihood of the observed data.

From a practical point of view, VAEs learn to represent the images dataset on a low-dimensional manifold called latent space Z . The prior distribution of the latent space in most of the works, including here, is assumed to be a Multivariate Gaussian $N(0, 1)$ with diagonal covariance.

2.2. Metrics

When we reconstruct images, we need to use metrics that answer quantitatively how similar the generated and the reference images are, this approach is called Full Reference Image Quality Assessment (FR-IQA) [Wang et al. 2004]. To accomplish FR-IQA, it is desirable metrics that match the Human Vision System (HVS), because the generated images should be appealing for the human eyes. The characteristics of the HVS for image quality perception are divided into four categories: contrast sensitivity function, luminance masking, contrast masking, and foveated masking [Seo et al. 2020].

Attempting to reach perceptual metrics, SSIM [Wang et al. 2004] assumes that HVS is highly adapted for extracting structural information from the scene. This work

was later extended to Multi-Scale Structural Similarity (MS-SSIM) [Wang et al. 2003] as SSIM depends on the right scale of the viewing conditions like display resolution and viewing distance; differently than MS-SSIM, which incorporates easier image details at different resolutions. MS-SSIM evaluates the image on an iterative process that applies a low-pass filter followed by a factor of two downsampling and a SSIM evaluation between the images; the process runs until the minimum desired scale is reached, the final result is a weighted summation of each scale result.

A newer approach on perceptual losses is the Learned Perceptual Image Patch Similarity (LPIPS) [Zhang et al. 2018], the authors argue that perceptual similarity is not a special function on its own, but rather a consequence of visual representations tuned to be predictive about important structures of the world. They extract deep features from a calibrated neural network and compare the distance between the resulting vectors of the image and its reference using an additional weighted trained layer. The training of the additional layer and posterior calibration of the pre-trained ones were made with their own dataset, Berkeley-Adobe Perceptual Patch Similarity (BAPPS), which counted with 484k images of human judgments labels.

Another paradigm, different than the perceptual approaches, was proposed by [Sheikh and Bovik 2006], the Visual Information Fidelity (VIF). VIF criterion is based on Natural Scene Statistics (NSS) and HVS. VIF quantifies the Shannon information present on the *distorted* image, which is the reconstructed image, and the reference image itself. On the VIF comparison, each image is modeled as a Gaussian Scaled Mixture in the wavelet domain.

A more common choice in the computer vision community is l_2 , usually the default choice. There are plenty of reasons to love l_2 as cited in [Wang and Bovik 2009]: it is simple, parameter-free, and cheap to compute. Besides, it satisfies convenient conditions of nonnegativity and identity symmetry; it has a clear physical meaning and often has a closed-form solution.

In the same l_p norm family, we have l_1 , which does not increase the punishment on larger errors much more than smaller errors as opposed to l_2 , turning it more robust against outliers leverage. Moreover, as shown in the [Zhao et al. 2016] experiments, l_1 outperformed l_2 on the tasks of super-resolution, denoising, and JPEG artifacts removal; the authors hypothesized that l_2 gets stuck easier in a local minimum while l_1 can reach a better minimum.

2.3. Related Works

Previous works attempted to improve the image synthesis quality for VAE. [Hou et al. 2017] used a distinguish loss function, they employed a pre-trained VGG network to use the outcome of the 19th layer as a feature perceptual loss. [Qian et al. 2019] explored a disentangled arrangement between concepts of appearance and structure, using a Conditional Variational Autoencoder (C-VAE), the structure was represented by a facial boundary map that comes from facial landmark interpolations; besides they adopted the idea of using Gaussian Mixture Models (GMM) on the latent space, turning it more complex than the usual single Gaussian distribution in the hope it would represent better face factors like ages, complexions, luminance, and poses.

Another common approach is the combination of VAEs and GANs concepts. For

example, [Larsen et al. 2016] appended a GAN discriminator at the VAE decoder, making it to learn an adversarial loss plus the reconstruction loss, the reconstruction loss was based on hidden feature maps of the middle layers in the discriminator net. The features from the GAN discriminator replaced the element-wise errors with feature-wise errors. [Khan et al. 2018] followed a similar approach, they appended a discriminator to the VAE and an adversarial loss to the objective function, their distinction was they choose an autoencoder as a discriminator.

Currently, the state-of-the-art solutions for generating high-fidelity images with VAE are VQ-VAE-2 [Razavi et al. 2019] and NVAE [Vahdat and Kautz 2020]. VQ-VAE-2 counted on a highly complex architecture that discretizes the latent space with Vector Quantization (VQ). The prototype vectors from the VQ codebook are learned throughout the training. Moreover, the architecture counted with hierarchical levels of representations and complex priors distributions of the latent space like self-attention layers.

NVAE used a deep hierarchical VAE with depth-wise separable convolutions and batch normalization. Besides, they proposed a residual parameterization approach to approximate the posterior parameters and to reduce the KL divergence; they also adopted spectral regularization to stabilize the training. They claimed that although VQ-VAE-2 used VAE, it did not optimize the ELBO of the data, which is the essential part of VAE's objective, thus this fact would make them the first successful VAE project applied to large images as 256x256 resolution.

3. Proposed Solution

Our proposed method is the addition of face masks into the architecture shown in Figure 1, which forces the losses functions of the neural network to be only impacted by the face pixels and to avoid any information from the background. During the training phase, the image background is replaced by the one of the original input.

The architecture includes an extra decoder responsible to predict a binary face mask for the corresponding predicted face in the first decoder. The training labels for this part comes from an external face segmentation model. During prediction, the background of the input image replaces the one from the predicted image by using the predicted mask. The mask decoder is trained with *Binary Crossentropy* and *Dice* losses.

3.1. Architecture

The encoder is built on multiple *convolutional blocks*. A convolutional block consists of one convolutional layer of filter size 3x3 with "n" filters, batch normalization, and *ELU* activation layer. The encoder employed a sequence of 2 blocks of 32 filters, 2 blocks of 64 filters, 2 blocks of 128 filters, 4 blocks of 256 filters, and 1 block of 512 filters. With 2D *MaxPooling* layers of 2x2 among convolutional blocks to reduce the input dimensionality by half until the encoder reaches the dimension of 1x1x512.

The decoder had a symmetric reverse structure with the Encoder. *Upsampling* was made by the convolutional transpose layers. The input shape used for this architecture was 144x144x3. In total, the NN summed 9.3M trained parameters.

3.2. Dataset

The adopted dataset was CelebA [Liu et al. 2018]. A largely referenced dataset on computer vision works related to face. It contains more than 200K images from 10K celebrity

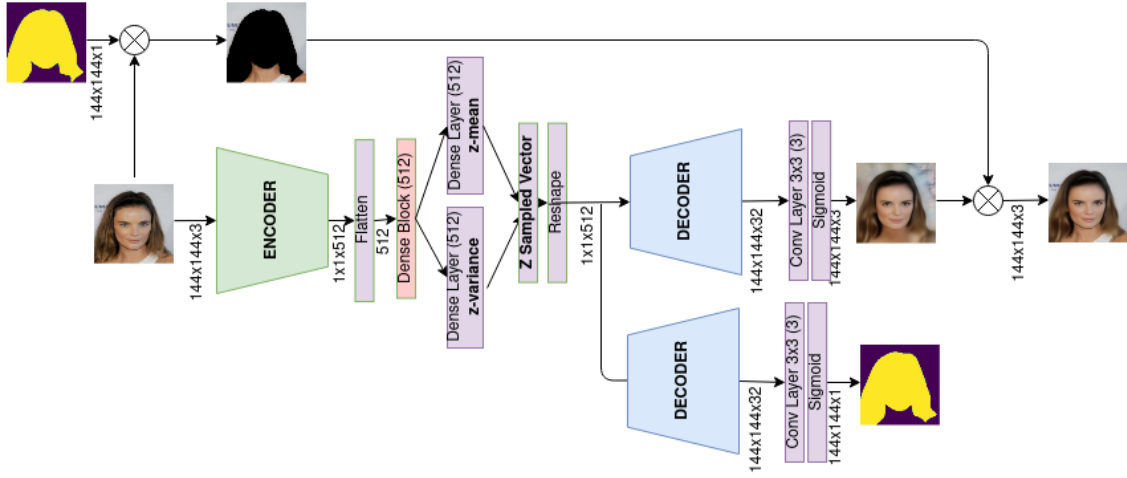


Figure 1. Training mode architecture.

identities. Each image is annotated with 40 binary presence attributes like hair color, earrings, smiling, hat, and on.

3.3. Experiments

We realized an ablation study of ten hypotheses to measure the impact of the addition of the face mask and the usage of different losses functions. To accomplish it, we focused to answer 4 questions: Do face masks help? Which standalone loss does work better? Which l_n does work better with SSIM? and finally, which of the ten hypotheses is the best?

Table 1 summarizes each hypothesis. We tried the standalone losses functions SSIM, l_1 , and l_2 ; afterwards, we combined l_2 and l_1 with SSIM. For each combination of losses functions, there is a version with and without face masks.

	Mask	SSIM	l_1	l_2
H_1	✓	✓	✓	
H_2		✓	✓	
H_3	✓		✓	
H_4			✓	
H_5	✓	✓		
H_6		✓		
H_7	✓			✓
H_8				✓
H_9	✓	✓		✓
H_{10}		✓		✓

Table 1. Hypotheses of the ablation study.

All hypotheses used the same NN core architecture. All experiments ran 50 epochs of 4000 steps with a batch size of 32, using Adam optimizer with a learning rate of 1e-4 and gradient clipping normalization of 1e-3. The Kullback-leibler divergence loss was scaled by 1e-3 such it did not constrain too much the image reconstruction learning.

4. Evaluation and Discussions

The evaluation of each hypothesis was done by the metrics: SSIM, MS-SSIM, LPIPS, VIF, l_1 , and l_2 . SSIM, MS-SSIM, and VIF had their values inverted, subtracting the original quantities by 1, as "1" is their maximum value. Then, for all metrics, the general rule is: the less the values are, the better the results are. l_1 and l_2 were measured in the 0-255 range, afterwards, they were scaled by the factor of '10 / 255'.

Only the face pixels were regarded for evaluation. This was accomplished by replacing the background of all predicted images, including the ones that the hypothesis model did not predict the face masks. The evaluation happened only on the test set images already defined on celebA dataset, which counts a total of 19962 images. Table 2 summarizes the results:

	1 - SSIM	1 - MSSSIM	LPIPS	1 - VIF	l_1	l_2
H_1	0.311	0.082	0.145	0.529	0.508	0.732
H_2	0.338	0.090	0.162	0.560	0.546	0.781
H_3	0.343	0.095	0.151	0.541	0.534	0.774
H_4	0.373	0.103	0.173	0.574	0.587	0.826
H_5	0.321	0.093	0.146	0.537	0.585	0.836
H_6	0.314	0.085	0.157	0.550	0.601	0.852
H_7	0.322	0.082	0.146	0.527	0.501	0.694
H_8	0.377	0.100	0.172	0.572	0.577	0.797
H_9	0.307	0.077	0.143	0.523	0.487	0.682
H_{10}	0.359	0.095	0.168	0.566	0.562	0.782

Table 2. Hypotheses results. The best performance for each metric is in bold.

Now we intend to answer the four questions raised in the Experiments subsection.

4.1. Do face masks help?

Yes, it was well noticed in Figure 2 that the addition of the face masks enhanced all metrics practically for all losses combination, but the SSIM standalone hypotheses (H_5/H_6), where the without mask case performed better on the SSIM and MS-SSIM metrics. It's counterintuitive from what we expected, however, if we regard LPIPS as a better perceptual assessment than the SSIM ones, the hypothesis with face mask kept working better on H_5/H_6 pair case.

While the addition of face masks was very effective for the l_n losses, the SSIM standalone cases proved less sensitive for the background information, and the application of the masks did not change the results on their cases.

4.2. Which standalone loss does work better?

In Figure 3, looking at the scenario with face masks, we were surprised how well l_2 did on perceptual metrics (SSIM, MS-SSIM, and LPIPS), being better or equal to SSIM cases; besides l_2 outperformed SSIM on the other metrics. On the other hand, when not using face masks, l_2 performed way worse than SSIM for the perceptual assessments.

An interesting fact is that l_2 outperformed l_1 even on the l_1 metric. The takeaways found here are: l_2 usually performs better than l_1 on the face reconstruction task; the usage of face masks improves a lot the performance of l_2 , working better or equal the SSIM standalone. But, without the mask addition, SSIM is way better on the perceptual evaluation.

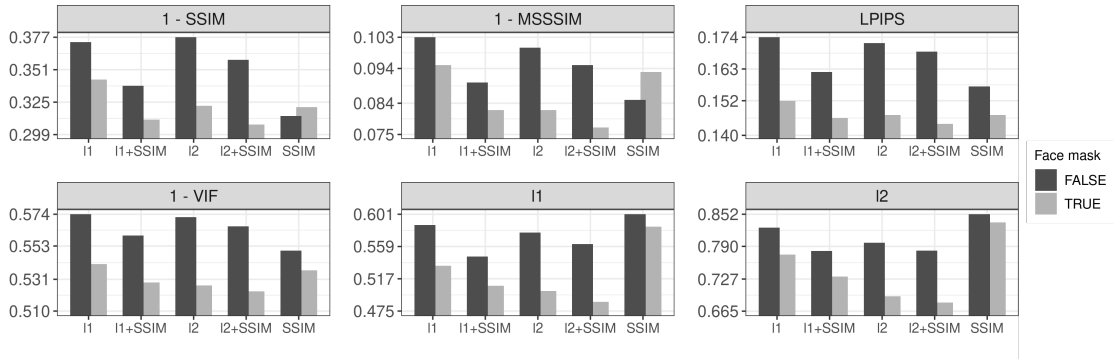


Figure 2. Evaluation of the face mask impact. On the top row are the perceptual metrics.

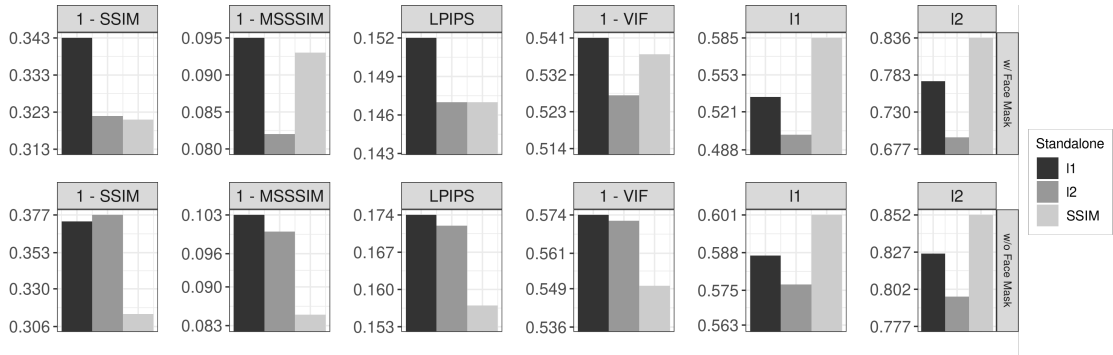


Figure 3. Evaluation of the effect of each loss applied alone. Face masks hypothesis results are on the top row, and the without ones are on the bottom row.

4.3. Which l_n does work better with SSIM?

It is known that SSIM was made to work with grayscale images, and it may present problems with color images [Zhao et al. 2016, Nilsson and Akenine-Möller 2020]. To improve the training process with the perceptual loss SSIM, we added a l_n loss to complement SSIM.

Figure 4 showed up two very distinct scenarios. Using the mask approach, l_2 clearly surpasses l_1 in all metrics, but without the mask, l_1 obtained the best results.

Probably, here is a case where the higher sensitivity of l_2 to outliers played badly. We assume the amount of information on the background yielded a higher rate of errors on l_2 , attenuating the right gradients for the main task of face reconstruction.

4.4. Which hypothesis is the best?

We had the dominant hypothesis H_9 pointed in Table 2, which reached the best performance for all metrics. H_9 was compounded by face mask, SSIM, and l_2 loss.

Among the "without masks" hypotheses, it did not show up any dominant hypothesis. On the perceptual metrics, H_5 worked better with the SSIM standalone, and with regards to the l_n metrics, H_1 , which is SSIM + l_1 was the best.

4.5. Visual comparisons

All images presented here are from the celebA test set. Checking out the hypotheses outcomes, we noticed some patterns. Looking at Figure 5, we see the blurred recon-

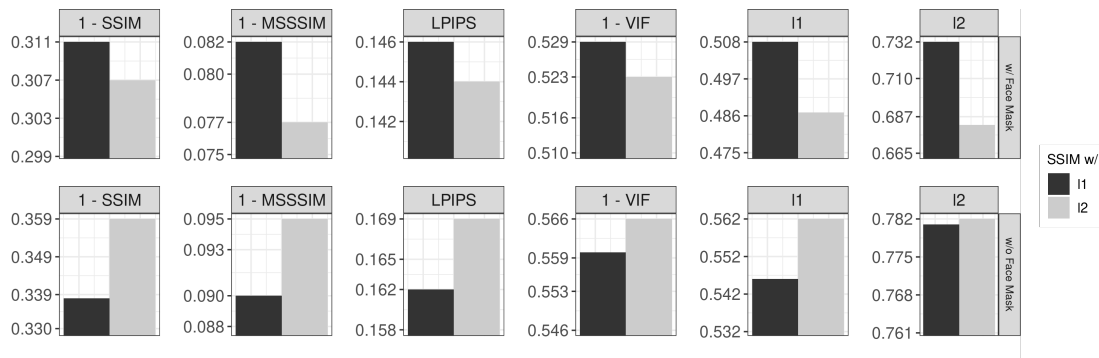


Figure 4. Evaluation of the effect of each loss applied alone. Hypotheses with face masks are on the top row, and the without ones are on the bottom row.

structured hair, which is a recurrent issue with VAE. Although, it is possible to notice that the hypotheses with face masks got slightly sharper lines on the hair, especially SSIM standalone.

The SSIM standalone clearly had the crispest reconstructed samples, however, the colors presented on the face are the most distant from the reference image, even they appearing brighter, they moved away from the original yellowish color. The hypothesis of SSIM + l_2 with face masks offered a more fidelity outcome.



Figure 5. Visual comparison between hypotheses.

In Figure 6, we noticed crisper samples in the SSIM hypotheses, but its color again is shifted, moving away from the greenish presence of the original picture. The hypotheses with face masks preserved more the greenish, and also the teeth presence is better replicated. In this figure, the hypothesis with SSIM + l_1 + face masks presented the best reconstruction of the original image.

Figure 7 had a posing challenge. Clearly, the usage of the face mask or SSIM was relevant to accomplish a good face reconstruction. Again only SSIM changed the original color image, making the skin quite reddish; SSIM + l_1 showed a more proper solution.

5. Conclusions

We saw that a simple alternative like the addition of a face mask branch on VAE enhances the face reconstruction performance. Although it is not enough to yield crisp images




Figure 6. Visual comparison between hypotheses.



Figure 7. Visual comparison between hypotheses.

as the current GANs' state-of-the-art works, it adds one more possibility towards better VAEs' frameworks.

From the experiments, we noted that SSIM is the loss function between the popular choices that yield the crispest samples, however, the rendered colors are usually shifted from the original image. The addition of l_n to SSIM helps to regulate the color shifting, in this case, when the face masks are used l_2 is the best option, otherwise, l_1 is the best.

The face masks were especially effective when any l_n was used. Observing only the standalone cases, l_2 was equally competitive to SSIM on perceptual assessments when face masks were used.

SSIM standalone was the only case that face masks did not have an evident effect, the background information does not seem to disturb the face reconstruction learning when SSIM standalone loss is applied. On the opposite, l_n options showed very sensitivity to the presence of background information.

Future Work

The analysis presented here can be extended to the edition and manipulation of facial attributes, to the synthesis of random samples created from random sampling on the latent space, and to the comparison against state-of-the-art works from VAEs and GANs using Fréchet Inception Distance (FID) and Inception Score (IS).

References

- [Brock et al. 2018] Brock, A., Donahue, J., and Simonyan, K. (2018). Large scale gan training for high fidelity natural image synthesis. *arXiv preprint arXiv:1809.11096*.
- [Dai and Wipf 2019] Dai, B. and Wipf, D. (2019). Diagnosing and enhancing vae models. *arXiv preprint arXiv:1903.05789*.
- [Dosovitskiy and Brox 2016] Dosovitskiy, A. and Brox, T. (2016). Generating images with perceptual similarity metrics based on deep networks. *Advances in neural information processing systems*, 29:658–666.
- [Esser et al. 2018] Esser, P., Sutter, E., and Ommer, B. (2018). A variational u-net for conditional appearance and shape generation. In *Proceedings of the IEEE Conference on Computer Vision and Pattern Recognition*, pages 8857–8866.
- [Goodfellow et al. 2014] Goodfellow, I., Pouget-Abadie, J., Mirza, M., Xu, B., Warde-Farley, D., Ozair, S., Courville, A., and Bengio, Y. (2014). Generative adversarial nets. *Advances in neural information processing systems*, 27.
- [He et al. 2019] He, Z., Zuo, W., Kan, M., Shan, S., and Chen, X. (2019). Attgan: Facial attribute editing by only changing what you want. *IEEE transactions on image processing*, 28(11):5464–5478.
- [Hou et al. 2017] Hou, X., Shen, L., Sun, K., and Qiu, G. (2017). Deep feature consistent variational autoencoder. In *2017 IEEE Winter Conference on Applications of Computer Vision (WACV)*, pages 1133–1141. IEEE.
- [Khan et al. 2018] Khan, S. H., Hayat, M., and Barnes, N. (2018). Adversarial training of variational auto-encoders for high fidelity image generation. In *2018 IEEE winter conference on applications of computer vision (WACV)*, pages 1312–1320. IEEE.
- [Kingma and Welling 2014] Kingma, D. P. and Welling, M. (2014). Auto-encoding variational bayes in 2nd international conference on learning representations. In *ICLR 2014-Conference Track Proceedings*.
- [Kingma and Welling 2019] Kingma, D. P. and Welling, M. (2019). An introduction to variational autoencoders. *arXiv preprint arXiv:1906.02691*.
- [Larsen et al. 2016] Larsen, A. B. L., Sønderby, S. K., Larochelle, H., and Winther, O. (2016). Autoencoding beyond pixels using a learned similarity metric. In *International conference on machine learning*, pages 1558–1566. PMLR.
- [Liu et al. 2019] Liu, M., Ding, Y., Xia, M., Liu, X., Ding, E., Zuo, W., and Wen, S. (2019). Stgan: A unified selective transfer network for arbitrary image attribute editing. In *Proceedings of the IEEE/CVF Conference on Computer Vision and Pattern Recognition*, pages 3673–3682.
- [Liu et al. 2018] Liu, Z., Luo, P., Wang, X., and Tang, X. (2018). Large-scale celebfaces attributes (celeba) dataset. *Retrieved August*, 15(2018):11.
- [Mescheder et al. 2018] Mescheder, L., Geiger, A., and Nowozin, S. (2018). Which training methods for gans do actually converge? In *International conference on machine learning*, pages 3481–3490. PMLR.

- [Nilsson and Akenine-Möller 2020] Nilsson, J. and Akenine-Möller, T. (2020). Understanding ssim. *arXiv preprint arXiv:2006.13846*.
- [Qian et al. 2019] Qian, S., Lin, K.-Y., Wu, W., Liu, Y., Wang, Q., Shen, F., Qian, C., and He, R. (2019). Make a face: Towards arbitrary high fidelity face manipulation. In *Proceedings of the IEEE/CVF International Conference on Computer Vision*, pages 10033–10042.
- [Razavi et al. 2019] Razavi, A., van den Oord, A., and Vinyals, O. (2019). Generating diverse high-fidelity images with vq-vae-2. In *Advances in neural information processing systems*, pages 14866–14876.
- [Rezende et al. 2014] Rezende, D. J., Mohamed, S., and Wierstra, D. (2014). Stochastic backpropagation and approximate inference in deep generative models. In *International conference on machine learning*, pages 1278–1286. PMLR.
- [Seo et al. 2020] Seo, S., Ki, S., and Kim, M. (2020). A novel just-noticeable-difference-based saliency-channel attention residual network for full-reference image quality predictions. *IEEE Transactions on Circuits and Systems for Video Technology*.
- [Sheikh and Bovik 2006] Sheikh, H. R. and Bovik, A. C. (2006). Image information and visual quality. *IEEE Transactions on image processing*, 15(2):430–444.
- [Snell et al. 2017] Snell, J., Ridgeway, K., Liao, R., Roads, B. D., Mozer, M. C., and Zemel, R. S. (2017). Learning to generate images with perceptual similarity metrics. In *2017 IEEE International Conference on Image Processing (ICIP)*, pages 4277–4281. IEEE.
- [Vahdat and Kautz 2020] Vahdat, A. and Kautz, J. (2020). NVAE: A deep hierarchical variational autoencoder. In *Neural Information Processing Systems (NeurIPS)*.
- [Wang and Bovik 2009] Wang, Z. and Bovik, A. C. (2009). Mean squared error: Love it or leave it? a new look at signal fidelity measures. *IEEE signal processing magazine*, 26(1):98–117.
- [Wang et al. 2004] Wang, Z., Bovik, A. C., Sheikh, H. R., and Simoncelli, E. P. (2004). Image quality assessment: from error visibility to structural similarity. *IEEE transactions on image processing*, 13(4):600–612.
- [Wang et al. 2003] Wang, Z., Simoncelli, E. P., and Bovik, A. C. (2003). Multiscale structural similarity for image quality assessment. In *The Thirty-Seventh Asilomar Conference on Signals, Systems & Computers, 2003*, volume 2, pages 1398–1402. Ieee.
- [Zhang et al. 2012] Zhang, L., Zhang, L., Mou, X., and Zhang, D. (2012). A comprehensive evaluation of full reference image quality assessment algorithms. In *2012 19th IEEE International Conference on Image Processing*, pages 1477–1480. IEEE.
- [Zhang et al. 2018] Zhang, R., Isola, P., Efros, A. A., Shechtman, E., and Wang, O. (2018). The unreasonable effectiveness of deep features as a perceptual metric. In *Proceedings of the IEEE conference on computer vision and pattern recognition*, pages 586–595.
- [Zhao et al. 2016] Zhao, H., Gallo, O., Frosio, I., and Kautz, J. (2016). Loss functions for image restoration with neural networks. *IEEE Transactions on computational imaging*, 3(1):47–57.