

From Consensus to Disagreement: Multi-Teacher Distillation for Semi-Supervised Relation Extraction

Wanli Li¹, Tiejun Qian^{1*}

¹Wuhan University, China
wanli.li@whu.edu.cn, qty@whu.edu.cn

Abstract

Lack of labeled data is a main obstacle in relation extraction. Semi-supervised relation extraction (SSRE) has been proven to be a promising way for this problem through annotating unlabeled samples as additional training data. Almost all prior researches along this line adopt multiple models to make the annotations more reliable by taking the intersection set of predicted results from these models. However, the difference set, which contains rich information about unlabeled data, has been long neglected by prior studies.

In this paper, we propose to *learn not only from the consensus but also the disagreement* among different models in SSRE. To this end, we develop a *simple and general multi-teacher distillation (MTD) framework*, which can be easily integrated into any existing SSRE methods. Specifically, we first let the teachers correspond to the multiple models and select the samples in the intersection set of the last iteration in SSRE methods to augment labeled data as usual. We then transfer the class distributions for samples in the difference set as soft labels to guide the student. We finally perform prediction using the trained student model. Experimental results on two public datasets demonstrate that our framework significantly promotes the performance of the base SSRE methods with pretty low computational cost.

Introduction

The target of relation extraction (RE) is to detect the semantic relation between/among the entities mentioned in the text. For example, given a sentence “*The implant is placed into the jaw bone*” and two entities ‘*e1: implant*’ and ‘*e2: jaw bone*’, we aim to identify the ‘*entity:destination (e1, e2)*’ relation. RE can improve the access and management of text information (Pawar, Palshikar, and Bhattacharyya 2017). It is a fundamental task in many natural language processing applications like knowledge graph and question answering.

Existing RE methods can be classified into three categories: supervised, distant supervision, and semi-supervised. Early studies on supervised RE mostly adopt feature-based (Chan and Roth 2011; Zeng et al. 2017; Alt, Gabryszak, and Hennig 2020) and kernel-based methods (Nguyen, Moschitti, and Ricciardi 2009; Qian et al. 2008; Bunescu and Mooney 2005; Zelenko, Aone, and Richardella 2002). Recently deep

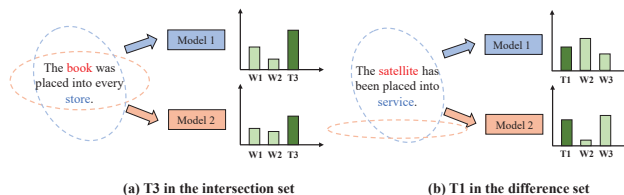


Figure 1: Illustration of the intersection and difference set of the predictions made by two models in SSRE. T and W denote the true and wrong predictions.

learning methods (Zeng et al. 2015; Zhang et al. 2017; Guo, Zhang, and Lu 2019; Soares et al. 2019; Peng et al. 2020) become the mainstream. The drawback of supervised RE is that it requires sufficient hand-labeled data for model training.

To alleviate the expensive human-annotation issue in supervised RE, several distant supervision methods (Mintz et al. 2009; Zeng et al. 2015; Ye et al. 2019; Chen et al. 2021) have been proposed for annotating sentences in an unlabeled corpus with the help of external knowledge bases (KBs). However, the sparse matching results and context-agnostic label noises (Hu et al. 2020) make it hard to apply distant supervision for label generation.

Another line of research is semi-supervised relation extraction (SSRE) (Chen et al. 2006; Rosenberg, Hebert, and Schneiderman 2005), which starts from a small number of labeled data and then gradually augments the labeled data by iteratively training the model and using the model to annotate samples in unlabeled data. SSRE suffers from *the semantic drift problem* (Curran, Murphy, and Scholz 2007; Lin et al. 2019), i.e., the predictions on the unlabeled data might be incorrect. The problem will be extremely serious when the number of labeled data is limited.

To overcome the semantic drift problem, conventional SSRE methods often employ multiple models (French, Mackiewicz, and Fisher 2018; Tarvainen and Valpola 2017; Lin et al. 2019), which use different seeds for initialization, different parameter spaces for training, or different modules to complement each other. The intuition is that multiple models provide different perspectives on the labeled data, and the semantic

*Corresponding authors.

drift problem can be partially solved via the collaboration of these models.

The multiple models in existing SSRE methods collaborate by taking the intersection set of their prediction results to generate high-quality labels, as shown in Fig. 1 (a). Note that the top-ranked score is used to assign *the hard label* to the instance. That is to say, only both classifiers have the same hard label on a specific instance, can this label be qualified for tagging the instance. While obtaining more reliable labels, current SSRE methods discard the difference set of prediction results, which incurs *a big information loss*. On one hand, the results in the difference set made by multiple classifiers may still contain correct predictions. On the other hand, even if none of the results in this set is correct, the predictions convey intra and inter-class distribution information, as shown in Fig. 1 (b). For example, though two models both make wrong predictions (W3 and W2), their secondly ranked prediction scores are in the same class. In such a case, the prediction T1 is correct.

In light of this, we decide to exploit the knowledge distillation (KD) technique (Bucilua, Caruana, and Niculescu-Mizil 2006; Ba and Caruana 2014; Hinton, Vinyals, and Dean 2015) to transfer the prediction knowledge in the difference set. KD is originally proposed to transfer the information from a large teacher model to a small student model. It has been successfully applied to many machine learning fields. In this paper, we develop *a simple and general KD model for semi-supervised relation extraction*. Specifically, we first adopt multiple models in the final step of existing SSRE methods as multiple teacher models and augment the labeled data using the samples in the intersection set of these teachers. We then transfer the prediction probabilities for samples in the difference set made by multiple teachers on the augmented training data, in the form of soft labels, to the student network. We finally train the student with both the augmented data and the soft labels. The trained student model is used for testing.

To the best of our knowledge, there is only one reference (Zhang et al. 2020b) exploring KD for RE tasks. However, that method is designed for supervised RE, and it relies on the entire corpus to excavate type constraints as soft rules. Under the semi-supervised circumstance, its performance deteriorates dramatically, as we will see in our experiments. In summary, our main contributions are as follows.

- We propose to utilize not only the intersection set but also the difference set of multiple models, which frames semi-supervised learning within a new paradigm.
- We develop a knowledge distillation framework by converting multiple models into teachers and transferring their disagreements as soft labels to the student.
- Extensive experimental results demonstrate that our framework can significantly improve the performance of original semi-supervised models.

Preliminary

We first present the problem definition and then give a brief introduction to knowledge distillation.

Problem Definition

Definition 1 (Relation Extraction (RE)) Let $d = [t_1, \dots, t_m]$ be a sentence with m tokens, and e_1 and e_2 be two entity mentions in d . $R = \{r_1, \dots, r_{|R|}\}$ is a predefined relation set. The relation extraction¹ task is formulated as a classification problem that determines whether a relation $r \in R$ holds for e_1 and e_2 .

Definition 2 (Semi-supervised relation extraction (SSRE)) Given a set of labeled and unlabeled relation mentions $D_L = \{(d_i, r_i)\}_{i=1}^{|L|}$ and $D_U = \{(d_i)\}_{i=1}^{|U|}$, respectively, the goal of SSRE task is to train a model that fits the labeled data D_L , and captures the information in the unlabeled data D_U by augmenting the labeled data. The trained model is used to predict the relation of the samples in the unseen test data $D_T = \{(d_i)\}_{i=1}^{|T|}$.

Knowledge Distillation

Knowledge distillation is originally proposed for model compressing (Bucilua, Caruana, and Niculescu-Mizil 2006; Ba and Caruana 2014; Hinton, Vinyals, and Dean 2015), with the basic idea of transferring the knowledge from the large teacher model T to the small student model S . The obvious way to transfer the knowledge is to use the class probabilities produced by the teacher model as “*soft labels*” for training the student model.

The teacher network generates *the softened class probabilities* with a converting operation, i.e., raising the temperature of the final softmax layer until the teacher produces a suitably soft set of targets (Hinton, Vinyals, and Dean 2015).

$$\tilde{P}_T = \text{softmax}(\tilde{Z}_T/\tau), \quad (1)$$

where \tilde{Z}_T is the logits produced by the teacher network. τ is the temperature and a higher value for τ produces a softer probability distribution over classes.

The student has the same neural architecture as the teacher. The class probabilities produced by the student model \tilde{P}_S is the output of the softmax layer:

$$\tilde{P}_S = \text{softmax}(\tilde{Z}_S), \quad (2)$$

where \tilde{Z}_S is the logits produced by the student network.

The student model is trained on labeled data to get the hard labels, and the transferred soft labels are used for distillation supervision. The distillation optimization function \mathcal{L}_{KD} is defined as:

$$\mathcal{L}_{KD} = KL(\tilde{P}_T || \tilde{P}_S) = \sum_i^{|D_L|} \tilde{P}_T(i) \log(\tilde{P}_T(i) / \tilde{P}_S(i)), \quad (3)$$

where KL denotes the Kullback-Leibler divergence, $\tilde{P}_T(i)$ and $\tilde{P}_S(i)$ denote the i -th element in \tilde{P}_T and \tilde{P}_S , respectively.

¹There are three types of relation extraction tasks: sentence-level RE, cross-sentence n-ary RE, and document-level RE. Since prior semi-supervised relation extraction methods are conducted on sentence-level tasks, we also adopt this setting.

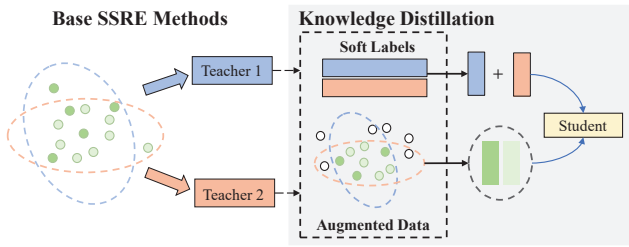


Figure 2: An overview of our MTD framework for SSRE.

Methodology

Model Overview

We present an overview of our proposed multiple teacher distillation (MTD) framework for SSRE. The biggest challenge in SSRE is the lack of labeled data, which leads to a low-quality classifier and the severe semantic drift problem. To overcome this problem, existing SSRE methods (Tarvainen and Valpola 2017; Lin et al. 2019; Hu et al. 2020) often train several different classifiers on the same data and get the intersection set of their predictions on unlabeled data for data augmentation. This is a simple and effective strategy. While benefiting from the intersection set, current SSRE methods discard the difference set of the predictions from multiple models. As illustrated in the introduction part, this will incur a big information loss. Hence we propose our multiple teacher distillation (MTD) framework.

An overview of our framework is shown in Fig. 2. MTD is built upon existing SSRE methods. It takes the multiple (usually two) models in SSRE methods as multiple teachers. It then conducts knowledge distillation. To be specific, the multiple teachers’ predictions generate *an intersection set* and *a difference set*, and the samples in the intersection set are selected to augment the training data. Meanwhile, the class distributions for samples in the difference set are used to produce soft labels for knowledge distillation. The student model is trained on augmented data with the soft labels.

Encoder

Before training the models, it is necessary to encode the tokens in input sentences into latent vectors. A variety of encoders have been proposed for RE tasks, such as convolutional neural network (CNN) (Zeng et al. 2015), recurrent neural network (RNN) (Zhang et al. 2017), graph based neural network (GNN) (Guo, Zhang, and Lu 2019; Zhang et al. 2020b), and pre-trained language model (PLM) encoders (Soares et al. 2019; Yamada et al. 2020). Among them, PLM encoders can learn universal language knowledge from the large corpus, and are beneficial for downstream tasks.

In view of this, we follow the recent practice (Soares et al. 2019) and use BERT (Devlin et al. 2019) as PLM for all SSRE methods. In particular, we insert a special token ‘[E1]’ and ‘[E2]’ at the beginning and the end of the first and the second entity, respectively. We also add a ‘[CLS]’ and a ‘[SEP]’ token at the beginning and the end of the sentence. Given the running example sentence, its input to the encoder is as follows.

‘[CLS] The [E1] implant [E1] is placed into the [E2] jaw bone [E2] [SEP].’

Multiple Teacher Models

Multiple Models in Existing SSRE Methods Almost all existing SSRE methods contain two models to obtain more reliable results. For example, Mean-Teacher (Tarvainen and Valpola 2017) and Re-Ensemble (French, Mackiewicz, and Fisher 2018) train two models using different dropout rates and different seeds. DualRE (Lin et al. 2019) introduces a retrieval module and a prediction module to improve each other.

Converting Multiple Models into Multiple Teachers To be compatible with existing SSRE methods (termed as *base methods* hereafter), we make the least change to these methods and directly take the multiple models from the last iteration when training the base methods as the multiple teachers in our MTD framework. In case that the base method Self-Training (Rosenberg, Hebert, and Schneiderman 2005) contains one model, we simply run it two times with different seeds to get two teacher models.

Collaboration among Multiple Teachers

Labeled Data Augmentation To obtain high-confidence samples, SSRE methods choose the samples in *the intersection set* of predictions by two models to augment the training data. In our MTD framework, two teacher models are also used to classify the samples in the unlabeled data. If two teachers reach a consensus prediction on a sample, this sample will be added to the training data. The augmented training data is termed as the “teaching data” \mathcal{D}_A :

$$\mathcal{D}_A = \mathcal{D}_L \cup \mathcal{D}_I, \quad (4)$$

where \mathcal{D}_L is the original labeled data, and \mathcal{D}_I is composed of instances on which two teachers assign the same label.

Distilling Knowledge The way of utilizing the intersection set in our MTD framework is consistent with that in base SSRE methods. However, we move one step further by leveraging *the difference set* of predictions beyond the intersection set. The rationale is that the predictions reflect the judgments by two teachers and contain rich intra- and inter-class distribution information. For example, the relationship between “per:city_of_death” and “per:country_of_death” is closer than that between “per:city_of_death” and “org:founded_by”.

To this end, we propose to exploit the power of knowledge distillation in transferring knowledge from the teacher to the student, where the knowledge here is just the class distribution of samples in the difference set generated by two teachers on \mathcal{D}_A :

$$\tilde{P}_T^m = \text{softmax}(\tilde{Z}_T^m / \tau), \quad (5)$$

where \tilde{Z}_T^m is the logits produced by the teacher m on the teaching data, and τ is the temperature.

Student Model

Constructing Student Network The student model S in our MTD framework has the same neural architecture as the

teachers. It consists of an encoder to get the representation of the sentence and a softmax layer for prediction.

Training Student Model The constructed student network S is also trained on the teaching data D_A with two objectives. One is to match the ground-truth hard labels. The other is to match the soft labels generated by multiple teachers.

Formally, we define the loss for training the student network as follow:

$$\mathcal{L}_S = (1 - \lambda)\mathcal{L}_{S,GT} + \lambda\mathcal{L}_{MKD}, \quad (6)$$

where $\mathcal{L}_{S,GT}$ denotes the ground-truth loss using one-hot hard labels. Note that the predictions for samples in the intersection set are also treated as ground-truth hard labels. \mathcal{L}_{MKD} denotes the knowledge distillation loss using multiple teachers’ soft labels, λ is the hyper-parameter to trade off $\mathcal{L}_{S,GT}$ and \mathcal{L}_{KD} .

The ground-truth loss $\mathcal{L}_{S,GT}$ is defined as the cross entropy (CE) between the student’s predictions and the ground-truth labels.

$$\mathcal{L}_{S,GT} = \sum_{i=1}^{|\mathcal{D}_A|} CE(G(i), \tilde{P}_S(i)), \quad (7)$$

where $G(i)$ and $\tilde{P}_S(i)$ denote the i -th element of the ground-truth labels and the student’s predictions, respectively.

The knowledge distillation loss \mathcal{L}_{MKD} is defined as the Kullback-Leibler divergence (KL) between the student’s predictions \tilde{P}_S and the soft labels by each of multiple (two) teachers.

$$\mathcal{L}_{MKD} = \sum_{m \in \{T1, T2\}} KL(\tilde{P}_T^m || \tilde{P}_S), \quad (8)$$

where \tilde{P}_T^m denotes the probability distribution output by the teacher m .

Experiments

We conduct extensive experiments to verify the effectiveness of our MTD framework. We first introduce the experimental settings and then present the results and analysis.

Dataset

We evaluate our model on two public datasets: SemEval (SemEval-2010 Task 8) (Hendrickx et al. 2019) and TACRED (TAC Relation Extraction Dataset) (Zhang et al. 2017).

(1) **SemEval** is a standard benchmark dataset containing 19 kinds of relations (including `no_relation`). Note that the relations in SemEval are directed. For example, ‘Entity-Destination(e1,e2)’ and ‘Entity-Destination(e2,e1)’ are different relations.

(2) **TACRED** is a large-scale RE dataset which includes 41 undirected relation types such as “*per:age*” and an extra “*no_relation*”. It is typically used in the annual TAC knowledge base population competition.

The detailed data statistics along with the splits for SemEval and TACRED are shown in Table 1.

Table 1: Statistics for two datasets.

Dataset	#Train	#Dev	#Test	#Relations	%No_relation
SemEval	7,199	800	2,715	19	17.6
TACRED	68,124	22,631	15,509	42	79.5

Compared Methods

We compare our model with the following baselines.

(1) **PCNN** (Zeng et al. 2015) utilizes a piecewise CNN with position embedding to model the word sequence.

(2) **PRNN** (Zhang et al. 2017) employs a bi-LSTM to encode the position, POS, NER, and token information.

(3) **AGGCN** (Guo, Zhang, and Lu 2019) adopts GCN with multi-head attention to extract important information from the dependency tree. Note that AGGCN does not distinguish the relation direction.

(4) **NERO** (Zhou et al. 2020) is a rule-based method. It first obtains candidate frequent patterns from the data and then employs expert knowledge to choose effective and correct patterns. It finally uses soft-matching for relation extraction. We use the manually specified patterns defined in NERO in this experiment.

(5) **KD4NRE** (Zhang et al. 2020b) utilizes knowledge distillation and statistical information to improve the performance. Note that its statistical information is extracted on the basis of entire training set.

(6) **BERT_{EM}** (Soares et al. 2019) is a PLM based method with several variants. We adopt the BERT_{EM} variant which performs the best with entity markers.

(7) **Self-Training** (Rosenberg, Hebert, and Schneiderman 2005) is a SSRE method. It utilizes the prediction module to label the unlabeled data for data augmentation, and it then iteratively trains on the augmented data. We train it two times with different seeds to get two models.

(8) **Mean-Teacher** (Tarvainen and Valpola 2017) is a SSRE method. It makes use of the intersection set of predictions by two classifiers on unlabeled data and adds the top-ranked samples into the training set.

(9) **Re-Ensemble** (French, Mackiewicz, and Fisher 2018) is a SSRE method. It constructs two independent prediction modules and then uses the top-ranked samples in the intersection set by two modules for data augmentation.

(10) **DualRE** (Lin et al. 2019) is a SSRE method. It jointly trains a prediction module and a retrieval module to select the top-ranked samples in the intersection set by two modules for data augmentation. We use the point-wise variant as it performs better than the pair-wise one.

(11) **BERT w. gold labels** adopts the self-training method to train the BERT model, and it uses true labels to label the augmented data during each iteration. This baseline sets the upper bound for base SSRE methods.

We re-implement four base SSRE methods with BERT_{EM} as the encoder to keep pace with the state-of-the-art PLM based methods.

Setup

Following existing SSRE methods (Lin et al. 2019; Zhou et al. 2020), we sample 5%, 10%, and 30% training data in SemEval, and 3%, 10%, and 15% training data in

TACRED as the labeled set, respectively. 50% training data in SemEval and TACRED are sampled as unlabeled data whose labels are assumed unavailable for all models except the BERT w.gold labels method. For all compared methods (supervised and semi-supervised), we follow the default hyper-parameter settings in original papers. For all SSRE methods, we select up to 10% instances of the unlabeled data in the intersection set for data augmentation in each iteration and perform 10 iterations. The learning rate for the BERT_{EM} encoder is set to “5e-5”.

The parameters of our model are obtained on the development set. Specifically, the epoch for model training is set to 10, the batch size is 20, and the temperature of distillation is 2.4. The distillation loss weight λ on SemEval and TACRED is set to 0.3 and 0.5, respectively.

We use F_1 as the main metric, and precision and recall as auxiliary metrics to evaluate the performance of all methods. The platform is a 24 GB NVIDIA RTX 3090 GPU.

Main Results

The baselines are classified into three categories. The first six methods (1)-(6) except NERO are supervised methods, where NERO is a rule-based one. The next four methods (7)-(10) are base SSRE methods. The last one (11) is also an SSRE method with the gold labels. We integrate the proposed MTD framework with all base SSRE methods. The comparison results on SemEval and TACRED are shown in Table 2 and Table 3, respectively.

It can be observed that our MTD framework can significantly enhance the performance of the base SSRE methods on both datasets and all ratios of labeled data. This clearly proves the effectiveness and generality of our proposed framework. Moreover, we see that the trend is more obvious when the ratio is small. This is a very positive finding since we always wish to train a better classifier with less training data. We also notice that our MTD can improve the performance of the upper bound of SSRE methods, showing the effects of knowledge distillation.

Among the first six supervised methods, BERT_{EM} is the best, with the remarkable enhancement over other supervised methods. This can be mainly due to the powerful expressive abilities of PLMs. The knowledge distillation method KD4NRE performs poorly when the proportion of labeled data is small, e.g., 5% and 10% on SemEval. The reason is that KD4NRE is designed for supervised learning and requires statistical information on the full data. Its performance on TACRED with 3% labeled data is not that bad. This is because TACRED is much larger than SemEval. The performance of AGGCN on SemEval is extremely poor as it is based on the undirected connection graph while the relations in SemEval are directed. NERO is stable to different ratios of labeled data since it uses manually specified patterns.

Analysis

To get a deep insight into our proposed MTD framework, we conduct the ablation study, the complexity and loss landscape analysis, and the case study.

Table 2: Comparison results on SemEval. All results are averaged over 5 runs with random seeds. “†” denotes the statistically significant improvements (i.e., two-sided t-test with $p < 0.01$) over the corresponding base SSRE method.

	5% (F_1)	10% (F_1)	30% (F_1)
(1) PCNN	40.30 \pm 2.49	51.66 \pm 1.38	63.37 \pm 0.42
(2) PRNN	54.66 \pm 0.89	62.49 \pm 0.59	69.14 \pm 1.02
(3) AGGCN	5.99 \pm 1.26	6.34 \pm 0.86	6.88 \pm 2.17
(4) NERO	58.01 \pm 0.19	58.28 \pm 0.52	59.90 \pm 0.27
(5) KD4NRE	22.45 \pm 3.51	24.12 \pm 0.84	66.26 \pm 0.81
(6) BERT _{EM}	67.43 \pm 3.17	76.45 \pm 4.81	85.29 \pm 0.64
(7) Self-Training	73.61 \pm 2.22	80.48 \pm 0.73	85.47 \pm 0.37
+ Our MTD	77.90 \pm 0.32	83.45 \pm 0.32	87.60 \pm 0.14
(8) Mean-Teacher	73.20 \pm 0.87	80.85 \pm 0.27	85.66 \pm 0.33
+ Our MTD	76.47 \pm 0.87	83.66 \pm 0.18	87.40 \pm 0.20
(9) RE-Ensemble	74.37 \pm 0.59	80.94 \pm 0.30	85.58 \pm 0.43
+ Our MTD	78.04 \pm 0.51	83.08 \pm 0.29	87.47 \pm 0.19
(10) DualRE	75.15 \pm 1.32	81.14 \pm 0.84	85.97 \pm 0.56
+ Our MTD	78.08 \pm 0.64	84.06 \pm 0.14	87.62 \pm 0.31
(11) BERT w. gold labels	85.45 \pm 0.69	86.21 \pm 0.25	86.72 \pm 0.33
+ Our MTD	88.04 \pm 0.17	88.20 \pm 0.25	88.68 \pm 0.45

Table 3: Comparison results on TACRED. All results are averaged over 3 runs with random seeds. “†” denotes the statistically significant improvements (i.e., two-sided t-test with $p < 0.01$) over the corresponding base SSRE method.

	3% (F_1)	10% (F_1)	15% (F_1)
(1) PCNN	45.39 \pm 0.78	50.42 \pm 1.00	52.25 \pm 0.67
(2) PRNN	41.07 \pm 0.51	52.49 \pm 0.64	54.76 \pm 0.93
(3) AGGCN	43.69 \pm 1.34	55.48 \pm 0.39	56.66 \pm 0.18
(4) NERO	45.97 \pm 0.41	47.07 \pm 0.61	47.48 \pm 0.92
(5) KD4NRE	43.52 \pm 0.55	55.59 \pm 0.41	58.07 \pm 0.31
(6) BERT _{EM}	50.86 \pm 0.82	57.13 \pm 0.73	59.96 \pm 0.67
(7) Self-Training	52.68 \pm 0.19	58.96 \pm 0.14	61.43 \pm 0.40
+ Our MTD	55.40 \pm 0.24	62.00 \pm 0.43	64.27 \pm 0.42
(8) Mean-Teacher	52.20 \pm 0.45	59.60 \pm 0.19	61.47 \pm 0.75
+ Our MTD	56.26 \pm 0.63	62.37 \pm 0.28	64.51 \pm 0.43
(9) RE-Ensemble	52.37 \pm 1.06	59.13 \pm 0.40	61.63 \pm 0.34
+ Our MTD	56.18 \pm 0.41	62.20 \pm 0.20	64.34 \pm 0.61
(10) DualRE	53.56 \pm 0.52	59.50 \pm 0.79	61.55 \pm 0.61
+ Our MTD	56.45 \pm 0.12	62.17 \pm 0.30	64.29 \pm 0.55
(11) BERT w. gold labels	63.81 \pm 0.85	64.49 \pm 0.48	64.63 \pm 0.33
+ Our MTD	64.88 \pm 0.84	64.98 \pm 0.37	65.13 \pm 0.40

Ablation Study

We design a series of ablation studies, with 10% labeled data on SemEval and TACRED, to examine the impacts of different components. All ablation studies are based on the simple self-training method.

(1) **Self-Training** is the original SSRE method which contains only one model.

(2) **Self-Training_I** is an extension of Self-Training, which runs Self-Training twice with different seeds and takes the samples in the intersection set for data augmentation during each iteration in semi-supervised learning.

(3) **Intersection_T** trains two teacher models on the teaching data for one time and then applies the first teacher (its initial model is the same as that in Self-Training) to the test data, i.e., we remove the entire distillation from MTD.

Table 4: Results for ablation study on SemEval. ↓ denotes a drop of F1 score.

	10%SemEval		
	precision	recall	F1
Our MTD	80.51±0.50	86.61±0.21	83.45±0.32
Self-Training	77.44±1.19	83.80±1.82	80.48±0.73 ↓
Self-Training_I	77.86±0.57	84.29±0.92	80.94±0.30 ↓
Intersection_T	78.33±0.52	85.88±0.22	81.93±0.35 ↓
Intersection_S	81.51±1.19	84.19±1.57	82.81±0.36 ↓
Distillation_O	80.14±0.99	83.51±1.48	81.78±0.51 ↓

Table 5: Results for ablation study on TACRED. ↓ denotes a drop of F1 score.

	10%TACRED		
	precision	recall	F1
Our MTD	70.45±1.43	55.37±0.62	62.00±0.43
Self-Training	64.23±0.33	54.49±0.39	58.96±0.14 ↓
Self-Training_I	61.15±0.97	57.25±0.41	59.13±0.40 ↓
Intersection_T	63.79±3.34	57.83±3.27	60.55±0.68 ↓
Intersection_S	64.31±1.45	57.72±0.53	60.83±0.48 ↓
Distillation_O	64.19±0.38	59.42±0.69	61.71±0.36 ↓

(4) **Intersection_S** trains a separate student model on the teaching data without the distillation supervision.

(5) **Distillation_O** employs one teacher for distillation, i.e., we keep the partial distillation by treating one teacher’s predictions as soft labels.

The results for ablation studies on SemEval and TACRED are shown in Table 4 and Table 5, respectively. We make the following notes for these results.

Firstly, all variants with reduced components cause performance drops. This proves that all components, including the multiple teachers, the separate student model, and the distillation technique, contribute to the entire framework.

Secondly, the influence of multiple teachers can be observed from “Self-Training_I” and “Distillation_O”. On one hand, “Self-Training_I” raises the performance of “Self-Training” by using two models. On the other hand, “Distillation_O” is worse than the complete MTD framework, showing that the knowledge distilled from one teacher is less effective than that from two teachers.

Thirdly, it is interesting to find that a separate student model “Intersection_I” with random initialization performs better than the well-trained teacher model “Intersection_T”. This is probably caused by the overfitting issue and the biased distribution information learned by the teacher.

Finally, the effects of distillation can be confirmed by the superior performance of the MTD model and that of “Distillation_O”, which contain the complete and partial distillation component, and are the best and the second-best on TACRED.

We also see that “Distillation_O” is a bit inferior to “Intersection_T” and “Intersection_S” on SemEval but is better on TACRED. This can be due to the property of two datasets. Taking a close look at the data, we find that the proportion of intersection data to unlabeled data is 83.56% in SemEval and 91.22% in TACRED, while the ratio of negative (no_relation) samples is 14.65% in SemEval and 82.89% in TACRED. This suggests that the intersection set in SemEval

contains more high-quality samples. In such a case, “Intersection” takes a lead and the influence of “Distillation_O” is not very obvious on SemEval. However, “Distillation_O” still beats “Self-Training_I” on this dataset. This infers the positive impacts of distillation from another point of view.

Table 6: Complexity analysis. $h = hour$, $M = 1 \times 10^6$.

	10%SemEval		10%TACRED	
	time	space	time	space
Self-Training	0.41h	124M	3.74h	124M
+ Our MTD	0.91h	124M	8.24h	124M
Mean-Teacher	0.98h	249M	10.15h	251M
+ Our MTD	1.01h	249M	11.11h	251M
RE-Ensemble	0.97h	249M	10.47h	250M
+ Our MTD	1.02h	249M	11.22h	250M
DualRE	0.98h	249M	10.66h	250M
+ Our MTD	1.04h	249M	11.64h	250M

Analysis on Computational Cost

We show the results for complexity analysis in Table 6. Since the student model in MTD is trained after the teacher model, we can see that the integration of MTD does not increase the space cost upon the base SSRE methods. Furthermore, the introduction of our MTD model slightly increases the running time of Mean-Teacher, RE-Ensemble, and DualRE. Recall that all these SSRE methods have two models, and the main time cost is for the iterative semi-supervised learning while MTD only needs to train the student model. Self-Training has the smallest time cost because it only trains one model for semi-supervised learning.

Analysis on Loss Landscape

A recent research (Mirzadeh et al. 2020) shows that the loss landscape can support the analysis of KD methods. We employ the state-of-the-art landscape visualization technique (Li et al. 2018) to plot the loss surface of four representative methods in the ablation study. The results on SemEval are shown in Fig. 3.

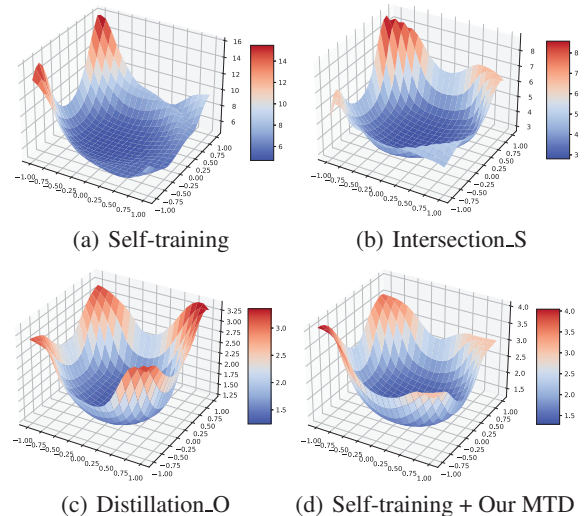


Figure 3: Visualization of the loss landscape.

It is clear that our MTD produces the most flatter surface around the local minima. Distillation_O has similar results.

Table 7: Case study. The red and blue tokens denote the subject (e_1) and object (e_2) entity. The top three predictions are presented in ascending order for teacher and student models, and the ground truth labels are underlined.

Instance (I)	Teacher1 (T1)		Teacher2 (T2)		Student (S)	
I1: They include sending e-mails to remind customers about abandoned items .	Content-Container(e_2, e_1)	0.109	Instrument-Agency(e_2, e_1)	0.003	Entity-Origin(e_1, e_2)	0.026
	Message-Topic(e_1, e_2)	0.112	Entity-Origin(e_1, e_2)	0.004	Entity-Destination(e_1, e_2)	0.051
	Entity-Origin(e_1, e_2)	0.232	Message-Topic(e_1, e_2)	0.987	Message-Topic(e_1, e_2)	0.786
I2: Tree roots that grow on the surface are difficult to mow or walk over and can effect the growth and health of nearby grass and groundcovers.	Member-Collection(e_2, e_1)	0.106	Member-Collection(e_1, e_2)	0.170	Cause-Effect(e_1, e_2)	0.032
	Cause-Effect(e_1, e_2)	0.158	Component-Whole(e_2, e_1)	0.233	Entity-Origin(e_2, e_1)	0.113
	Component-Whole(e_2, e_1)	0.308	Component-Whole(e_1, e_2)	0.374	Component-Whole(e_2, e_1)	0.644
I3: “Partnering to Achieve Greater Effectiveness in Preventing Blindness,” Kathy Spahn, President and CEO, Helen Keller International .	org:top_members/employees	0.055	org:members	0.006	per:title	
	<u>no_relation</u>	0.179	<u>no_relation</u>	0.448	org:top_members/employees	0.029
	per:title	0.742	org:founded_by	0.530	<u>no_relation</u>	0.156
						0.643

Meanwhile, the surfaces for two methods without distillation (Self-training and Intersection_S) are much sharper. The smooth loss landscape suggests that the distillation can result in higher accuracy and better generalization.

Case Study

Table 7 shows several examples in SemEval and TACRED for a case study.

The first two instances I1 and I2 are from SemEval. In I1, the teacher T1 assigns the wrong label “Entity-Origin(e_1, e_2)” with a low confidence. Meanwhile, T2 assigns the correct label “Message-Topic(e_1, e_2)” with a very high confidence. In I2, both T1 and T2 successfully identify the “Component-Whole” relation. However, T2 assigns a wrong direction and the totally correct prediction ranks the second. In both instances, the student S can make the correct prediction, indicating the effects of two teachers. If there is only one teacher, it might be hard for S to acquire the sufficient knowledge.

The last instance I3 is from TACRED. In I3, both teachers T1 and T2 make wrong yet different predictions. However, their second-highest scores are same and correct. The trained student network S inherits the knowledge distilled from teachers and further surpasses the teachers.

Related Work

Due to the space limitation, we only review the literature on closely related SSRE and KD methods in this section.

Semi-Supervised Relation Extraction (SSRE)

The motivation behind SSRE is to reduce the manual efforts and to utilize the information in unlabeled data that is easy to obtain (Gabbard, Freedman, and Weischedel 2011; Xu et al. 2010; Chen et al. 2006; Xu, Sun, and Zhang 2013; Zhang, Huang, and Zhu 2012). The main problem in SSRE is the semantic drift (Curran, Murphy, and Scholz 2007). The weak classifier learned on a small number of instances will inevitably cause the semantic drift problem (Curran, Murphy, and Scholz 2007) in SSRE. To address this problem, most SSRE methods adopt an

ensemble strategy, where the simplest way is to select samples in the intersection set of multiple classifiers. For example, Mean-Teacher (Tarvainen and Valpola 2017) employs different models with small perturbations on instances to make consistent predictions. RE-Ensemble (French, Mackiewicz, and Fisher 2018) selects the samples to expand data based on the agreement of two prediction modules which are independently initialized. DualRE (Lin et al. 2019) designs a retrieval module to assist the prediction module in generating more accurate annotations.

Though obtaining more reliable results, all existing SSRE methods discard the valuable difference set of predictions made by multiple classifiers. In view of this, we propose to make use of the class distribution information in the difference set and design a KD framework for this purpose.

Knowledge Distillation (KD)

KD is mainly for model compression (Bucilua, Caruana, and Niculescu-Mizil 2006; Ba and Caruana 2014; Hinton, Vinyals, and Dean 2015; Fu et al. 2021), where the knowledge extracted from a pre-trained teacher network provides guidance for a small student network. KD has also been successfully applied to various fields, including computer vision (Yim et al. 2017; Zhang et al. 2018), natural language understanding such as linguistic acceptability and textual entailment (Clark et al. 2019; Fu et al. 2021), and recommender systems (Zhang et al. 2020a; Kang et al. 2021).

KD has not been considered by existing SSRE methods. We notice a seminal research (Zhang et al. 2020b) distills the knowledge from the soft labels for relation extraction, but it is designed for RE under the supervised scenario. In contrast, we make the first attempt on exploiting KD for SSRE, where the task and the approach are completely different from those in Zhang et al. (2020b).

Conclusion

In this paper, we propose a novel model for SSRE. The key observation is that existing SSRE methods neglect the class distribution information in the difference set of multiple models’ predictions. Based on this observation, we

design a multiple-teacher distillation (MTD) framework to transfer the distribution knowledge from teacher networks to the student network. MTD is simple and general, and it can be easily integrated into any SSRE method. MTD is also lightweight as it requires no extra space cost and introduces a small time cost. Extensive experiments on two popular datasets verify that our framework can significantly improve the performance of the base SSRE methods.

References

- Alt, C.; Gabryszak, A.; and Hennig, L. 2020. Probing Linguistic Features of Sentence-Level Representations in Relation Extraction. In *ACL*, 1534–1545.
- Ba, J.; and Caruana, R. 2014. Do deep nets really need to be deep? In *NIPS*, 2654–2662.
- Bucilua, C.; Caruana, R.; and Niculescu-Mizil, A. 2006. Model compression. In *SIGKDD*, 535–541.
- Bunescu, R. C.; and Mooney, R. J. 2005. A Shortest Path Dependency Kernel for Relation Extraction. In *HLT/EMNLP*, 724–731.
- Chan, Y. S.; and Roth, D. 2011. Exploiting Syntactico-Semantic Structures for Relation Extraction. In *ACL*, 551–560.
- Chen, J.; Ji, D.; Tan, C. L.; and Niu, Z. 2006. Relation Extraction Using Label Propagation Based Semi-Supervised Learning. In *ACL*, 129–136.
- Chen, T.; Shi, H.; Liu, L.; Tang, S.; Shao, J.; Chen, Z.; and Zhuang, Y. 2021. Empower Distantly Supervised Relation Extraction with Collaborative Adversarial Training. In *AAAI*, 12675–12682.
- Clark, K.; Luong, M.; Khandelwal, U.; Manning, C. D.; and Le, Q. V. 2019. BAM! Born-Again Multi-Task Networks for Natural Language Understanding. In *ACL*, 5931–5937.
- Curran, J. R.; Murphy, T.; and Scholz, B. 2007. Minimising semantic drift with Mutual Exclusion Bootstrapping. In *PACLING*, 172–180.
- Devlin, J.; Chang, M.; Lee, K.; and Toutanova, K. 2019. BERT: Pre-training of Deep Bidirectional Transformers for Language Understanding. In *NAACL-HLT*, 4171–4186.
- French, G.; Mackiewicz, M.; and Fisher, M. H. 2018. Self-ensembling for visual domain adaptation. In *ICLR*.
- Fu, H.; Zhou, S.; Yang, Q.; Tang, J.; Liu, G.; Liu, K.; and Li, X. 2021. LRC-BERT: Latent-representation Contrastive Knowledge Distillation for Natural Language Understanding. In *AAAI*.
- Gabbard, R.; Freedman, M.; and Weischedel, R. M. 2011. Coreference for Learning to Extract Relations: Yes Virginia, Coreference Matters. In *ACL*, 288–293.
- Guo, Z.; Zhang, Y.; and Lu, W. 2019. Attention Guided Graph Convolutional Networks for Relation Extraction. In *ACL*, 241–251.
- Hendrickx, I.; Kim, S. N.; Kozareva, Z.; Nakov, P.; Séaghdha, D. Ó.; Padó, S.; Pennacchiotti, M.; Romano, L.; and Szpakowicz, S. 2019. SemEval-2010 Task 8: Multi-Way Classification of Semantic Relations Between Pairs of Nominals. *CoRR*, abs/1911.10422.
- Hinton, G. E.; Vinyals, O.; and Dean, J. 2015. Distilling the Knowledge in a Neural Network. *CoRR*, abs/1503.02531.
- Hu, X.; Ma, F.; Liu, C.; Zhang, C.; Wen, L.; and Yu, P. S. 2020. Semi-supervised Relation Extraction via Incremental Meta Self-Training. In *arXiv:2010.16410*.
- Kang, S.; Hwang, J.; Kweon, W.; and Yu, H. 2021. Topology Distillation for Recommender System. In *SIGKDD*, 829–839.
- Li, H.; Xu, Z.; Taylor, G.; Studer, C.; and Goldstein, T. 2018. Visualizing the Loss Landscape of Neural Nets. In *NeurIPS*, 6391–6401.
- Lin, H.; Yan, J.; Qu, M.; and Ren, X. 2019. Learning Dual Retrieval Module for Semi-supervised Relation Extraction. In *WWW*, 1073–1083.
- Mintz, M.; Bills, S.; Snow, R.; and Jurafsky, D. 2009. Distant supervision for relation extraction without labeled data. In *ACL*, 1003–1011.
- Mirzadeh, S.; Farajtabar, M.; Li, A.; Levine, N.; Matsukawa, A.; and Ghasemzadeh, H. 2020. Improved Knowledge Distillation via Teacher Assistant. In *AAAI*, 5191–5198.
- Nguyen, T. T.; Moschitti, A.; and Ricciardi, G. 2009. Convolution Kernels on Constituent, Dependency and Sequential Structures for Relation Extraction. In *EMNLP*, 1378–1387.
- Pawar, S.; Palshikar, G. K.; and Bhattacharyya, P. 2017. Relation Extraction : A Survey. *CoRR*, abs/1712.05191.
- Peng, H.; Gao, T.; Han, X.; Lin, Y.; Li, P.; Liu, Z.; Sun, M.; and Zhou, J. 2020. Learning from Context or Names? An Empirical Study on Neural Relation Extraction. In *EMNLP*.
- Qian, L.; Zhou, G.; Kong, F.; Zhu, Q.; and Qian, P. 2008. Exploiting Constituent Dependencies for Tree Kernel-Based Semantic Relation Extraction. In *COLING*, 697–704.
- Rosenberg, C.; Hebert, M.; and Schneiderman, H. 2005. Semi-Supervised Self-Training of Object Detection Models. In (*WACV/MOTION*), 29–36.
- Soares, L. B.; FitzGerald, N.; Ling, J.; and Kwiatkowski, T. 2019. Matching the Blanks: Distributional Similarity for Relation Learning. In *ACL*, 2895–2905.
- Tarvainen, A.; and Valpola, H. 2017. Mean teachers are better role models: Weight-averaged consistency targets improve semi-supervised deep learning results. In *NeurIPS*, 1195–1204.
- Xu, F.; Uszkoreit, H.; Krause, S.; and Li, H. 2010. Boosting Relation Extraction with Limited Closed-World Knowledge. In *COLING*, 1354–1362.
- Xu, Y.; Sun, F.; and Zhang, X. 2013. Literature survey of active learning in multimedia annotation and retrieval. In *ICIMCS*, 237–242.
- Yamada, I.; Asai, A.; Shindo, H.; Takeda, H.; and Matsumoto, Y. 2020. LUKE: Deep Contextualized Entity Representations with Entity-aware Self-attention. In *EMNLP*.
- Ye, Q.; Liu, L.; Zhang, M.; and Ren, X. 2019. Looking Beyond Label Noise: Shifted Label Distribution Matters in Distantly Supervised Relation Extraction. In *EMNLP-IJCNLP*, 3839–3848.

- Yim, J.; Joo, D.; Bae, J.; and Kim, J. 2017. A Gift from Knowledge Distillation: Fast Optimization, Network Minimization and Transfer Learning. In *CVPR*, 7130–7138.
- Zelenko, D.; Aone, C.; and Richardella, A. 2002. Kernel Methods for Relation Extraction. In *EMNLP*, 71–78.
- Zeng, D.; Liu, K.; Chen, Y.; and Zhao, J. 2015. Distant Supervision for Relation Extraction via Piecewise Convolutional Neural Networks. In *EMNLP*, 1753–1762.
- Zeng, W.; Lin, Y.; Liu, Z.; and Sun, M. 2017. Incorporating Relation Paths in Neural Relation Extraction. In *EMNLP*, 1768–1777.
- Zhang, H.; Huang, M.; and Zhu, X. 2012. A Unified Active Learning Framework for Biomedical Relation Extraction. *J. Comput. Sci. Technol.*, 27(6): 1302–1313.
- Zhang, Y.; Xiang, T.; Hospedales, T. M.; and Lu, H. 2018. Deep Mutual Learning. In *CVPR*, 4320–4328.
- Zhang, Y.; Xu, X.; Zhou, H.; and Zhang, Y. 2020a. Distilling Structured Knowledge into Embeddings for Explainable and Accurate Recommendation. In *WSDM*, 735–743.
- Zhang, Y.; Zhong, V.; Chen, D.; Angeli, G.; and Manning, C. D. 2017. Position-aware Attention and Supervised Data Improve Slot Filling. In *EMNLP*, 35–45.
- Zhang, Z.; Shu, X.; Yu, B.; Liu, T.; Zhao, J.; Li, Q.; and Guo, L. 2020b. Distilling Knowledge from Well-Informed Soft Labels for Neural Relation Extraction. In *AAAI*, 9620–9627.
- Zhou, W.; Lin, H.; Lin, B. Y.; Wang, Z.; Du, J.; Neves, L.; and Ren, X. 2020. NERO: A Neural Rule Grounding Framework for Label-Efficient Relation Extraction. In *WWW*, 2166–2176.