

# Nanomechanics driven by superconducting proximity effect

O.M. Bahrova,<sup>1,2</sup> S.I. Kulinich,<sup>2</sup> L.Y. Gorelik,<sup>3</sup> R.I. Shekhter,<sup>4</sup> and H.C. Park<sup>1</sup>

<sup>1</sup>*Center for Theoretical Physics of Complex Systems,  
Institute for Basic Science, Daejeon, 34126, Republic of Korea*

<sup>2</sup>*B. Verkin Institute for Low Temperature Physics and Engineering of the National  
Academy of Sciences of Ukraine, 47 Nauky Ave., Kharkiv 61103, Ukraine*

<sup>3</sup>*Department of Physics, Chalmers University of Technology, SE-412 96 Göteborg, Sweden*

<sup>4</sup>*Department of Physics, University of Gothenburg, SE-412 96 Göteborg, Sweden  
(Dated: May 30, 2022)*

We consider a nanoelectromechanical weak link comprised of a carbon nanotube suspended above a trench in a normal metal in a gap between two superconducting leads. The nanotube is treated as a movable single-level quantum dot (QD) in which the position dependent superconducting order parameter is induced as a result of Cooper pairs tunneling. It is shown that in such a system self-sustained bending vibrations can emerge if a bias voltage is applied. The occurrence of this effect crucially depends on the direction of the bias voltage and the relative position of the QD level. We also demonstrate that nanotube vibrations strongly affect the dc current through the system. The latter can be used for the direct experimental observation of the predicted phenomenon.

## I. INTRODUCTION

Nanoelectromechanical systems (NEMSs) provide a promising platform for investigations of the quantum mechanical interplay between mechanical and electronic subsystems [1, 2]. One of the most important phenomena providing the foundation of NEMS functionality is a generation of the self-sustained mechanical oscillations by a dc electronic flow [3–8]. This effect is itself an interesting problem from a fundamental point of view, and open new possibility for mass and force sensing [9, 10] while the underlying physical processes show potential application for mechanical cooling [11]. Self-sustained mechanical oscillations were first observed in a carbon nanotube (CNT)-based transistor [12], while further studies later verified their transport signatures [13–15]. Recently, the experimental observation of the self-driven oscillations of the CNT-based quantum dot in the Coulomb blockade regime has been reported [16].

Superconducting (SC) elements incorporated into NEMSs extend the horizon of this phenomenon, namely, through effects of a superconducting phase coherence, see, for example, reviews [17, 18]. The interplay between electromechanical effects and phase coherence gives new and unusual properties to a number of normal metal/superconducting hybrid junctions [19–21]. In particular, it has recently been shown that in normal metal-suspended CNT-superconductor transistor Andreev reflection [22, 23] may give rise cooling of the mechanical subsystem [24] or generate a single-atom lasing effect [25] if certain conditions are fulfilled.

The mechanical functionality of NEMS to a large extent determined by the physical principle underlying the interaction between the electronic and mechanical subsystems. In all studies mentioned above, this interaction was due to the *localization* of the charge [4–6] or spin [7, 8] carried by electrons on the movable part of the system. In this paper we consider a fundamentally new type of electromechanical coupling based on the *quantum delocalization* of Cooper pairs. We demonstrate that such coupling can promote the self-saturated mechanical instability resulting in generation of *self-sustained* mechanical oscillations. It is also shown that the latter significantly increases the average current through the system, which makes it possible to carry out their direct experimental detection.

## II. MODEL AND DYNAMICS

A sketch of the NEMS investigated in this paper is presented in Fig.1. A single-wall CNT is suspended above a trench in the bulk electrode which is biased by a constant voltage  $V_b$ . Two superconducting electrodes with the superconducting phase difference  $\phi$  are located near the middle of the nanotube in such a way that the bending of the nanotube moves the nanotube closer to one electrode and further away from the other. The distance between quantized electronic levels inside the nanotube is much greater than other energy parameters that allows one to consider the nanotube as a single level quantum dot. The bending dynamics of the CNT is reduced to the dynamics of the fundamental flexural mode. We suppose that the amplitude of this mode  $x$  is larger than the amplitude of zero-point oscillations, and will consider it as classical mechanical oscillator with mass  $m$  and frequency  $\omega$  which dynamics is described by Newton's equation,

$$\ddot{x} + \omega^2 x = -\frac{1}{m} \text{Tr} \left\{ \hat{\rho} \frac{\partial H(x)}{\partial x} \right\}. \quad (1)$$

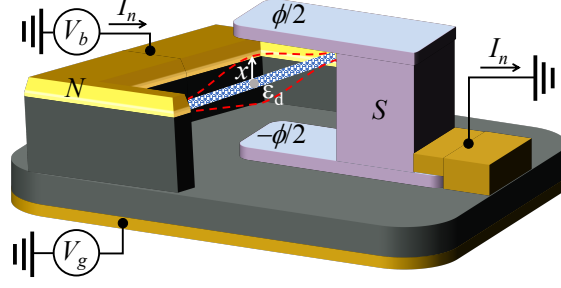


Figure 1: Schematic illustration of the nanoelectromechanical (NEM) device under consideration. A carbon nanotube (CNT) is suspended in a gap between two edges of the normal electrode and tunnel coupled to it. Energy levels on the CNT can be tuned in a way that the only one energy level ( $\epsilon_d$ ) is taken into account (separated from others). The bends of the CNT in the  $x$  direction between two superconducting leads affect values of the tunneling barriers between them. The bias voltage,  $V_b$ , is applied to the normal electrode.

where

$$H = H_d + H_l + H_t, \quad (2)$$

is the Hamiltonian of the electronic subsystem. Here the first term  $H_d$  represents the single-level QD,

$$H_d = \sum_{\sigma} \epsilon_d d_{\sigma}^{\dagger} d_{\sigma}. \quad (3)$$

The operator  $d_{\sigma}^{\dagger} (d_{\sigma})$  is creation (annihilation) operator of the electron with the spin projection  $\sigma = \uparrow, \downarrow$  on the dot. The Hamiltonian  $H_l = H_l^n + H_l^s$  describes the normal and superconducting leads, respectively,

$$H_l^n = \sum_{k\sigma} (\epsilon_k - eV_b) a_{k\sigma}^{\dagger} a_{k\sigma}, \quad (4)$$

$$H_l^s = \sum_{kj\sigma} \left( \epsilon_k c_{kj\sigma}^{\dagger} c_{kj\sigma} - \Delta_s (e^{i\phi_j} c_{kj\uparrow}^{\dagger} c_{-kj\downarrow}^{\dagger} + \text{H.c.}) \right). \quad (5)$$

Here  $a_{k\sigma}^{\dagger} (a_{k\sigma})$ , and  $c_{kj\sigma}^{\dagger} (c_{kj\sigma})$  are creation (annihilation) operators of the electron with quantum number  $k$  and spin projection  $\sigma$  in the normal and superconducting  $j = 1, 2$  leads, respectively, and  $\Delta_s e^{i\phi_j}$  is the superconducting order parameter (in the  $j$  electrode). Note that energies  $\epsilon_d, \epsilon_k$  are counted from Fermi energy of superconductors. In what follows we put  $\phi_1 = -\phi_2 = \phi/2$ .

The Hamiltonian  $H_t = H_t^n + H_t^s$  describes tunneling of electrons between the dot and the leads,

$$H_t^n = \sum_{k\sigma} t_0^n (a_{k\sigma}^{\dagger} d_{\sigma} + \text{H.c.}), \quad (6)$$

$$H_t^s = \sum_{kj\sigma} t_j^s(x) (c_{kj\sigma}^{\dagger} d_{\sigma} + \text{H.c.}). \quad (7)$$

Here the position dependent superconducting tunneling amplitude  $t_{1(2)}^s(x) = t_0^s e^{(-1)^j(x+a)/2\lambda}$ , where  $2\lambda$  is the characteristic tunneling length and  $a$  is the parameter of the asymmetry. For a typical CNT-based nanomechanical resonator,  $2\lambda \sim 0.5$  nm [26]. In what follows we will concentrate our attention on the symmetric case  $a = 0$ , the asymmetric one will be discussed elsewhere.

The time evolution of the electronic density matrix  $\hat{\rho}$  is described by the Liouville–von Neumann equation ( $\hbar = 1$ ),

$$i\partial_t \hat{\rho} = [H, \hat{\rho}], \quad (8)$$

which together with Eq.(1) forms a closed system of equations that describe the nanoelectromechanics of our system. In this paper we restrict ourselves to the case  $\Delta_s \gg |eV_b| \gg \Delta_d \sim \Gamma_n$ , where  $\Delta_d = (2\pi)\nu_s |t_0^s|^2$ ,  $\Gamma_n = (2\pi)\nu_n |t_0^n|^2$  ( $\nu_{s(n)}$  is a density of states in the superconducting (normal) electrode).

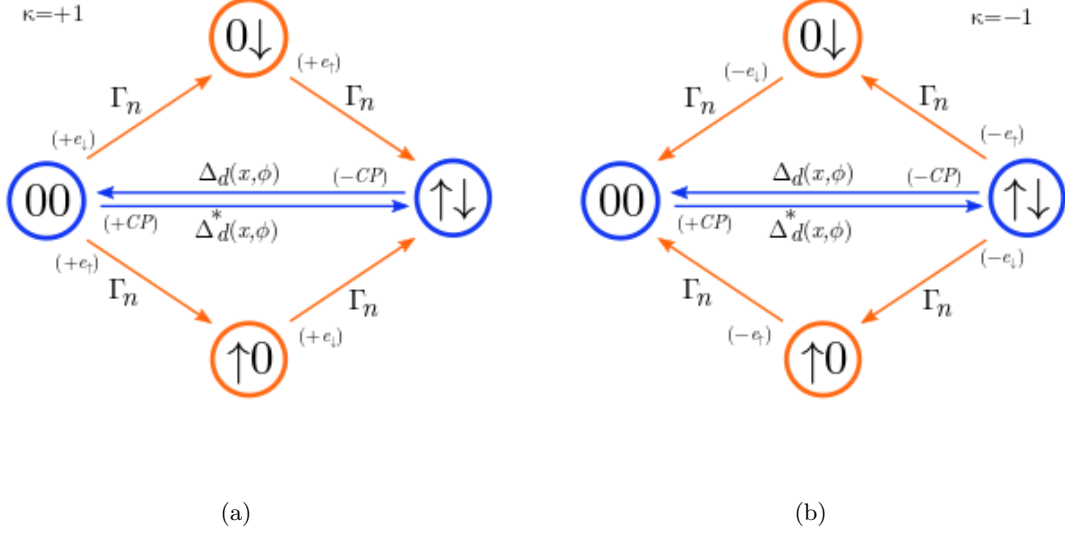


Figure 2: The diagrams represent the transitions between the electronic states in the quantum dot. The single-electron states change due to transitions from the empty to single-occupied QD and from the single-occupied to double-occupied one (indicated by orange arrows). In the high bias voltage regime tunneling of electrons (a) or holes (b) with spin  $\downarrow$  or  $\uparrow$  is allowed to occur only from the normal lead to the dot and forbidden in the opposite direction. Furthermore, transitions between the zero-occupied quantum dot and double-occupied one are due to coupling to the superconducting leads (marked by blue arrows).

To describe an electronic dynamics of QD, we use the reduced density matrix approximation in which the full density matrix of the system is factorized to the tensor product of the equilibrium density matrices of the normal and superconducting leads, and the dot density matrix as  $\hat{\rho} = \hat{\rho}_n \otimes \hat{\rho}_s \otimes \hat{\rho}_d$ . Using the standard procedure one can trace out the leads degree of freedom and obtain the following equation for the reduced density matrix  $\hat{\rho}_d$  [6] (in the deep subgap regime  $\Delta_s \rightarrow \infty$ ),

$$\partial_t \hat{\rho}_d = -i [H_d^{eff}, \hat{\rho}_d] + \mathcal{L}_n \{\hat{\rho}_d\}. \quad (9)$$

Here

$$H_d^{eff} = H_d + \Delta_d(x, \phi) d_{\downarrow} d_{\uparrow} + \Delta_d^*(x, \phi) d_{\uparrow}^{\dagger} d_{\downarrow}^{\dagger}, \quad (10)$$

$$\Delta_d(x, \phi) = \Delta'(x, \phi) + i\Delta''(x, \phi) = \Delta_d \cosh(x/\lambda + i\phi/2).$$

$\Delta_d(x, \phi)$  is the off-diagonal order parameter induced by the superconducting proximity effect [24, 27]. Here  $\Delta'_{\prime\prime}(x, \phi)$  are real functions. The Lindbladian term in Eq.(9) is induced by the incoherent electron exchange between the normal lead and QD. The latter in the high bias voltage regime,  $|eV_b| \gg \varepsilon_0, k_B T$ , takes the form,

$$\mathcal{L}_n \{\hat{\rho}_d\} = \Gamma_n \sum_{\sigma} \begin{cases} 2d_{\sigma}^{\dagger} \hat{\rho}_d d_{\sigma} - \{d_{\sigma} d_{\sigma}^{\dagger}, \hat{\rho}_d\}, & \kappa = +1; \\ 2d_{\sigma} \hat{\rho}_d d_{\sigma}^{\dagger} - \{d_{\sigma}^{\dagger} d_{\sigma}, \hat{\rho}_d\}, & \kappa = -1; \end{cases} \quad (11)$$

where  $\kappa = \text{sgn}(eV_b)$ .

Figure 2 represents the electronic dynamics on the dot for  $\kappa = \pm 1$ . From the Fig.2 one can see that not all electron processes are allowed due to considered parameter scales. In the subgap regime the single-electron transitions between the dot and the superconducting leads are prohibited, only exchange of Cooper pairs occurs. Besides, single-electron tunneling between the dot and the normal lead is enable exclusively in one direction (from the lead to the dot, see Fig.2a or vice versa, Fig.2b) because of the high bias voltage, which represents the electron-hole symmetry in our model. As a consequence, the QD density matrix  $\hat{\rho}_d$  acts in the Hilbert space  $\mathcal{H}_4$  which may be presented as a direct sum of two  $\mathcal{H}_2$  spaces as  $\mathcal{H}_4 = \mathcal{H}_e \oplus \mathcal{H}_{CP}$  spanned on states vectors  $|\uparrow\rangle = d_{\uparrow}^{\dagger}|0\rangle$ ,  $|\downarrow\rangle = d_{\downarrow}^{\dagger}|0\rangle$ , and  $|0\rangle, |2\rangle = d_{\uparrow}^{\dagger} d_{\downarrow}^{\dagger}|0\rangle$ , respectively ( $d_{\uparrow, \downarrow}|0\rangle = 0$ ).

The superselction rule which forbids the superposition of states with an integer and an one-half spins, allows us present the density matrix  $\hat{\rho}_d$  as a direct sum of two density matrix  $\hat{\rho}_d = \hat{\rho}_e \oplus \hat{\rho}_{CP}$  acting in the  $\mathcal{H}_2$  Hilbert spaces spanned over state vectors  $|\uparrow\rangle, |\downarrow\rangle$  and  $|0\rangle, |2\rangle$ , respectively. Moreover, taking into account the spin-rotation symmetry, one can conclude that  $\hat{\rho}_e$  should be proportional to the unit matrix,  $\hat{\rho}_e = \rho_e \hat{I}$ , while  $\hat{\rho}_{CP}$  can be presented in a form  $\hat{\rho}_{CP} = \frac{1}{2}R_0\hat{I} + \frac{1}{2}\sum_i R_i\sigma_i$ , where  $\sigma_i, (i = 1, 2, 3)$  are the Pauli matrices.

Then introducing the dimensionless time  $\omega t \rightarrow t$  and displacement  $x/\lambda \rightarrow x$ , and taking into account the normalization condition  $\text{Tr}\hat{\rho}_d = 1$ , we get the following closed system of equations for the  $x(t)$  and  $R_i(t)$ ,

$$\ddot{x} + x = -\xi \left[ \sinh(x) \cos\left(\frac{\phi}{2}\right) R_1 - \cosh(x) \sin\left(\frac{\phi}{2}\right) R_2 \right], \quad (12)$$

$$\alpha \dot{\vec{R}} = \hat{L} \vec{R} - \kappa \vec{e}_3, \quad (13)$$

where  $\vec{R} = (R_1, R_2, R_3)^T$ ,  $\vec{e}_3 = (0, 0, 1)^T$ , and  $\xi = \Delta_d/(m\lambda^2\omega^2)$  is the nanoelectromechanical coupling parameter,  $\alpha = \omega/(2\Gamma_n)$  is the adiabaticity parameter. For a typical CNT-based NEMS one can estimate  $\xi \sim 10^{-3} \ll 1$  [26, 28]. The matrix  $\hat{L}$  is defined as following

$$\hat{L}(x) = \begin{pmatrix} -1 & \tilde{\varepsilon}_d & -\tilde{\Delta}''(x, \phi) \\ -\tilde{\varepsilon}_d & -1 & -\tilde{\Delta}'(x, \phi) \\ \tilde{\Delta}''(x, \phi) & \tilde{\Delta}'(x, \phi) & -1 \end{pmatrix}, \quad (14)$$

where  $\tilde{\varepsilon}_d \equiv \varepsilon_d/\Gamma_n$ ,  $\tilde{\Delta}_d \equiv \Delta_d/\Gamma_n$ .

The system of equations (12,13) has an obvious static solution which taking into account weakness of the electromechanical coupling, has a form  $x_{st} = 0 + \mathcal{O}(\xi)$ ,  $\vec{R}_{st} = \kappa L^{-1}(0)\vec{e}_3 + \mathcal{O}(\xi)\vec{R}^{(1)}$ , here  $\|\vec{R}^{(1)}\| = 1$ . Then the stability of this solution can be investigated in a standard way, see, e.g., Ref.[29]. However, to simplify this procedure, we will consider the adiabatic case when  $\alpha \ll 1$ , which corresponds to a typical experimental situation [16] and allows one to reduce the problem to one allowing to use Poincare analysis. Namely, this inequality allows one to find a solution of Eq.(13) to the accuracy  $\alpha$

$$\vec{R}(x, t) = \kappa L^{-1}(x(t))(1 + \alpha \dot{x} \partial_x L^{-1}(x(t)) + \mathcal{O}(\alpha^2))\vec{e}_3, \quad (15)$$

and then substituting this solution into Eq.(12), to get (to accuracy  $\alpha$ ) the following nonlinear differential equation for  $x(t)$ ,

$$\ddot{x} - \eta(x, \phi)\dot{x} + x = F(x, \phi), \quad (16)$$

which solution may be analyzed inside Poincare's theory. Here the nonlinear force  $F(x, \phi)$  and friction coefficient  $\eta(x, \phi)$  (which in what follow we have called as a pumping coefficient) generated by the interaction with nonequilibrium electronic environment, have a form,

$$F(x, \phi) = \kappa \xi \frac{\tilde{\Delta}_d}{2\tilde{\mathcal{D}}^2} [\sin \phi - \tilde{\varepsilon}_d \sinh(2x)], \quad (17)$$

$$\eta(x, \phi) = \kappa \alpha \xi \frac{\tilde{\Delta}_d}{2\tilde{\mathcal{D}}^6} \left[ \tilde{\Delta}_d^2 \sinh(2x) (\tilde{\mathcal{D}}^2 + 4) \{ \sin \phi - \tilde{\varepsilon}_d \sinh(2x) \} + 8\tilde{\varepsilon}_d \tilde{\mathcal{D}}^2 \{ \sin^2(\phi/2) + \sinh^2 x \} \right]. \quad (18)$$

Here  $\tilde{\mathcal{D}}^2 \equiv \mathcal{D}^2(x, \phi)/\Gamma_n^2 = \tilde{\Delta}_d^2 [\sinh^2 x + \cos^2(\phi/2)] + \tilde{\varepsilon}_d^2 + 1$ .

### III. SELF-SUSTAINED OSCILLATIONS

In order to find the stationary solutions  $x_c(t)$  of Eq.(16), it is natural to use smallness of the parameter  $\xi$  and look for such solutions [30] in the form  $x_c(t) = x_{st} + \sqrt{A} \sin(t + \varphi(t)) + \mathcal{O}(\xi)$  where  $x_{st}, \dot{A}(t), \dot{\varphi}(t) \sim \xi$ . Then to accepted accuracy  $\xi$  one can get the following equations

$$\dot{A} = A\bar{\eta}(A, \phi), \quad (19)$$

$$\dot{\varphi} = -A^{-1/2}\bar{F}(A, \phi), \quad (20)$$

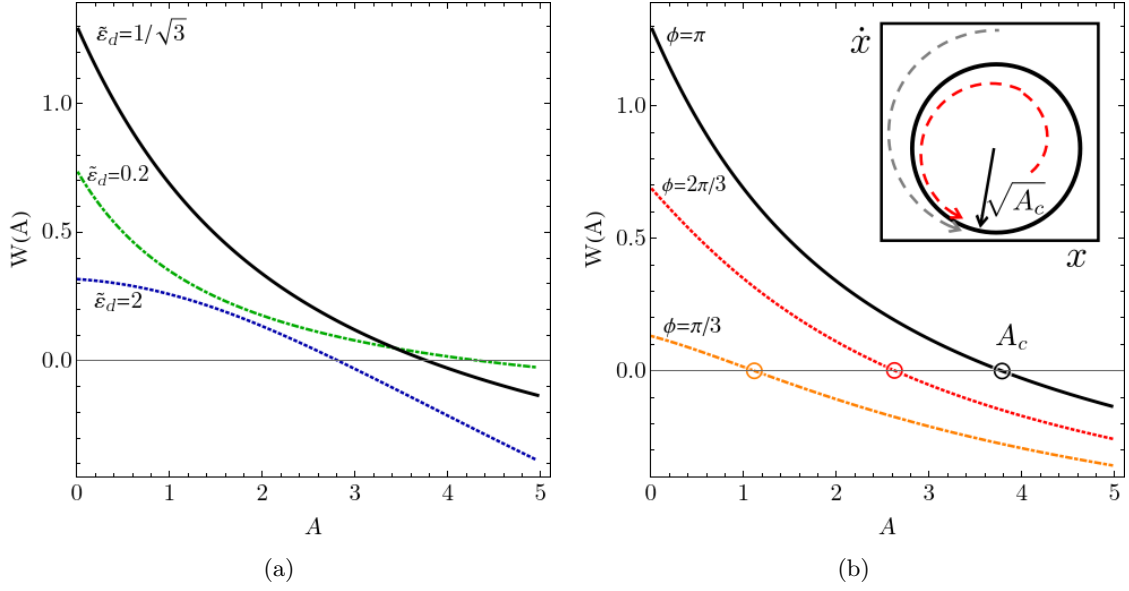


Figure 3: The function  $W(A)$ , proportional to the pumping coefficient  $\bar{\eta}(A, \phi)$ , for different values of (a) the relative position of the dot energy level  $\tilde{\varepsilon}_d = 0.2; 1/\sqrt{3}; 2$  for  $\phi = \pi$  and (b) the superconducting phase difference,  $\phi = \pi/3, 2\pi/3, \pi$  for  $\tilde{\varepsilon}_d = 1/\sqrt{3}$ . Zeroes of the functions correspond to the amplitude of the limiting cycle (see *inset*), which strongly depends on the superconducting phase difference and takes its maximum for  $\phi = \pi$ . Other parameters:  $\tilde{\Delta}_d = 1, \kappa = +1$ .

where

$$\bar{\eta}(A, \phi) = \kappa(\pi)^{-1} \int_0^{2\pi} d\psi \cos^2(\psi) \eta(\sqrt{A} \sin \psi, \phi) \equiv \kappa \xi \alpha W(A, \phi) \quad (21)$$

$$\bar{F}(A, \phi) = \kappa(2\pi)^{-1} \int_0^{2\pi} d\psi \sin(\psi) F(\sqrt{A} \sin \psi, \phi). \quad (22)$$

The pumping coefficient  $\bar{\eta}(A, \phi)$  has obvious physical meaning: it gives the ratio between the energy supplying into the mechanical degree of freedom for one period of mechanical oscillations with amplitude  $\sqrt{A}$  and the total mechanical energy.

It is obvious from Eq.(19) that the stationary regimes  $\dot{A} = 0$  are given by equations  $A = 0$  ( $x(t) = x_{st}$ ) and  $\bar{\eta}(A, \phi) = 0$ . The first one is a static state of the nanotube, the second one corresponds to periodic oscillations with the amplitude  $\sqrt{A_c}$  where  $W(A_c, \phi) = 0$ . As this takes place, the static regime is stable when  $\bar{\eta}(0, \phi) < 0$ , and unstable otherwise. The stability of the periodic solution is defined by the sign of the derivative  $\partial_A \bar{\eta}(A, \phi)|_{A=A_c}$ : if it is negative the periodic regime is stable, and is unstable if this derivative is positive. Then, analyzing the Eqs.(16),(21) one can conclude that the pumping coefficient  $\bar{\eta}(A, \phi) \propto \kappa$  is an odd function of  $\varepsilon_d$  and takes the following limit values

$$\bar{\eta}(0, \phi) = \kappa \alpha \xi W(0, \phi) = +\kappa \alpha \xi \frac{4\tilde{\varepsilon}_d \tilde{\Delta}_d}{\tilde{\mathcal{D}}^4(0, \phi)} \sin^2\left(\frac{\phi}{2}\right), \quad (23)$$

$$\eta(A \rightarrow \infty, \phi) = \kappa \alpha \xi W(A \rightarrow \infty, \phi) = -\kappa \alpha \xi \frac{\tilde{\varepsilon}_d}{2\tilde{\Delta}_d}; \quad (24)$$

from which follows that at  $\phi \neq 0$  a solution of the equation  $W(A_c, \phi) = 0$ , corresponded to the stationary periodic regime, exists at any values of other parameters. The case when  $\phi = 0$  is very unstable with respect to the small asymmetry parameter  $|a| \ll 1$  (see below Eq.(7)) and will be analyzed elsewhere. The function  $W(A)$  and  $A_c$  at different  $\phi \geq 1$  and  $\tilde{\varepsilon}_d > 0$  are presented in Fig.3, 4.

From Eq.(23) follows that if  $\kappa \varepsilon_d > 0$  and  $\phi \neq 0$  a static mechanical state  $x = x_{st} \ll 1$  is unstable with respect to appearance of bending oscillations which amplitude exponentially increases in time with the increment  $\gamma = \kappa \alpha \xi W(0, \phi)$ . The latter takes its maximum at  $\phi = \pi$  for the fixed values of all other parameters (notice that  $x_{st}(\pi) = 0$ ). However, the increase saturates at the amplitude  $\sqrt{A_c}$  resulting in self-sustained oscillations with this amplitude. It should be noted that the amplitude saturation in the system under consideration is a completely internal effect and takes place

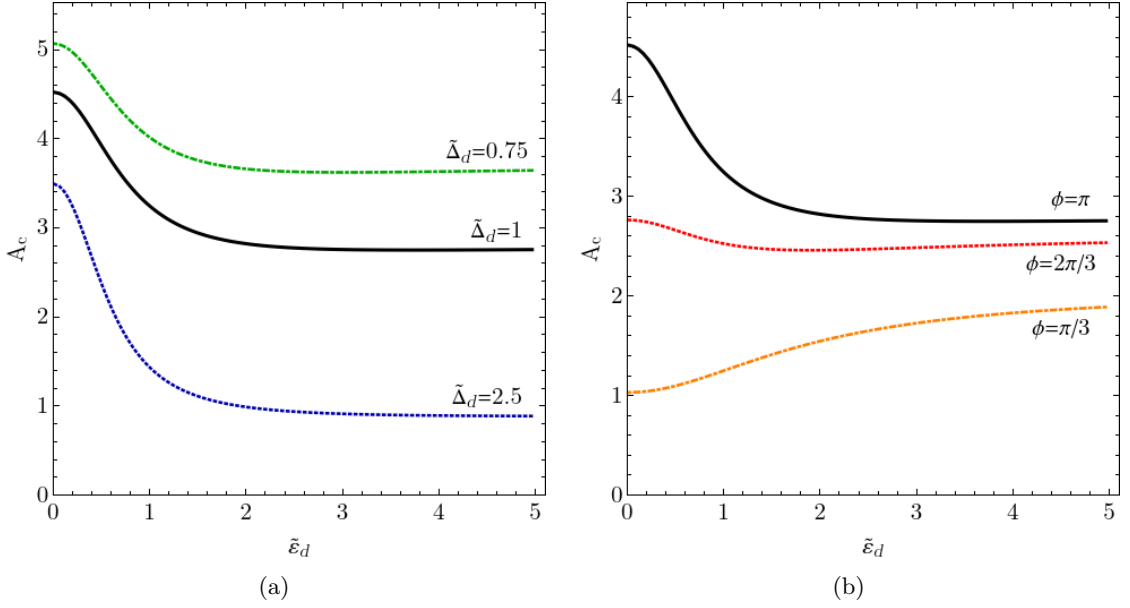


Figure 4: Dependencies of  $A_c$  of limiting cycles on the relative position of the dot energy level  $\tilde{\varepsilon}_d$  (counted from the Fermi energy) for different values of (a)  $\tilde{\Delta}_d = 0.75; 1; 2.5$  for  $\phi = \pi$  and (b) the superconducting phase difference  $\phi = \pi/3, 2\pi/3, \pi$  for  $\tilde{\Delta}_d = 1$ .

even when the friction caused by the interaction with a thermodynamic environment is zero. A "self-saturation" effect was also reported in [8] where a special magnetic NEM system was considered.

#### IV. ELECTRIC CURRENT

The self-sustained oscillations considered above have a very specific transport signature. It raises the possibility to detect the mechanical instability through electric current measurement. To study such a possibility, let us consider the electric current through the system  $I_n$ , determined in a standard way,  $I_n = e\kappa \text{Tr} \left\{ \hat{N} \hat{\rho} \right\}$ , where  $\hat{N} = i[\hat{H}, \hat{N}]$  and  $\hat{N}$  is the operator of the number of electrons in the normal electrode. In the high bias voltage regime at  $\kappa = +1$  when the electron tunneling from the quantum dot to the normal lead is forbidden, an expression for the  $I_n$  can be easily obtained analyzing Fig.2. From those diagrams one can see that a decrease of the number of electrons in the normal electrode is defined by two types of processes. The first one is the tunneling of an electron with spin up or down into the empty dot. The rate of this process is  $2\Gamma_n \rho_0$ , where  $\rho_0 = (R_0 + R_3)/2$  is the probability that the dot is empty. The second one is the tunneling of an electron on the dot occupied by single electron with spin up or down. The rate of this process is  $2\Gamma_n \rho_e$ . Taking into account normalization condition  $2\rho_e + R_0 = 1$ , and using the similar speculation for  $eV_b < 0$ , one gets from Eq.15 the following equation for  $I_n$

$$I_n(t) = \kappa I_0 (1 + \kappa R_3) = \kappa I_0 \left[ \frac{|\Delta_d(x, \phi)|^2}{\mathcal{D}^2(x, \phi)} + \alpha \dot{x} f(x) + \mathcal{O}(\alpha^2) \right], \quad (25)$$

where  $I_0 = e\Gamma_n$ . In the stationary regime corresponding to the generation of self-sustained oscillations with amplitude  $\sqrt{A_c}$ , the average electric current  $\bar{I}_n$  is defined by the equation

$$\bar{I}_n(\kappa, \varepsilon_d) = \kappa I_0 \left[ \frac{\Delta_d^2 \cos^2(\phi/2)}{\Delta_d^2 \cos^2(\phi/2) + \Gamma_n^2 + \varepsilon_d^2} + \theta(\kappa \varepsilon_d) \delta \bar{I}(A_c) \right], \quad (26)$$

where the first term corresponds to the static dc current which crucially depends on the superconducting phase difference  $\phi$ , in particular, it is equal to zero at  $\phi = \pi$ , in contrast to the second term,

$$\delta \bar{I}(A_c) = \frac{1}{2\pi} \frac{\Delta_d^2 (\Gamma_n^2 + \varepsilon_d^2)}{\mathcal{D}^2(0, \phi)} \int_0^{2\pi} d\psi \frac{\sinh^2(\sqrt{A_c} \sin \psi)}{\mathcal{D}^2(\sqrt{A_c} \sin \psi, \phi)} > 0, \quad (27)$$

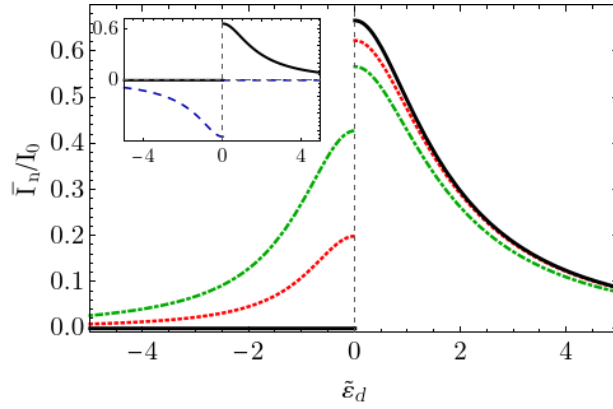


Figure 5: Dependencies of the dc electric current  $\bar{I}_n$  (normalized on  $I_0 = e\Gamma_n$ ) on the relative position of the QD energy level  $\tilde{\varepsilon}_d$  for different values of superconducting phase difference  $\phi = \pi/3$  (green dot-dashed curve),  $2\pi/3$  (red dotted),  $\pi$  (black solid) for  $\tilde{\Delta}_d = 1$  and  $\kappa = +1$ . The maximal effect occurs for  $\phi = \pi$ , when the dc current is absent in the static regime, while it is close to the maximal one in the stable stationary regime of self-sustained oscillations. *Inset*: Dependencies of the time-averaged electric current for the case of  $\kappa = +1$  (black solid curve (associated with the same one in the main plot)) and when the bias voltage applied in the opposite direction,  $\kappa = -1$  (blue dashed curve) representing a diode-like behaviour of the current.

which is emerged exclusively due to self-sustained oscillations and equals zero if the static state is stable as indicated by the Heaviside step function  $\theta(\kappa\varepsilon_d)$ . The plot of  $\bar{I}_n$  as a function of  $\tilde{\varepsilon}_d$  at  $\tilde{\Delta}_d = 1$  and  $\phi = \pi/3, 2\pi/3, \pi$  is presented in Fig.5. These graphs show that the nanomechanical instability discussed in this article leads to the emergence of significant diode and transistor effects. The effects are most pronounced at  $\phi = \pi$  when in the static regime  $A_c = 0$  and the Cooper pairs exchange between the dot and the superconductors is completely blocked. In a such situation jump of the average current from zero to finite value  $\sim I_0$  (or vice verse) occurs if the direction of the bias voltage changes (diode effect) or if level's position  $\varepsilon_d$  controlled by the gate voltage, passes zero (transistor effect). Note, that discontinuity of the average current as a function of  $\varepsilon_d$  must be treated to accuracy  $\xi$  accepted in this paper.

## V. CONCLUSIONS

In summary, we considered the nanoelectromechanical system comprised of the carbon nanotube which is suspended above a trench in a normal metal electrode and can perform the bending vibrations in the gap between two superconductors. The nanotube was treated as a movable single-level quantum dot in which the superconducting order parameter is induced as a result of Cooper pairs exchange with superconductors. The latter essentially depends on the bending of the nanotubes and the phase difference between superconductors. We have shown that in such a system, the static straight configuration of the nanotube is unstable regarding the occurrence of self-sustained bending vibrations in a wide range of parameters if a bias voltage is applied between the normal and superconducting electrodes. It was demonstrated that the occurrence of this instability crucially depends on the direction of the bias voltage and the relative position of the QD level. This makes it possible to govern the operating mode of the system by changing the bias and gate voltages. We have also shown that the appearance of self-sustained mechanical vibrations strongly affect the dc-current through the system leading to the transistor and diode effects. The latter can be used for the direct experimental observation of the predicted phenomena.

## ACKNOWLEDGEMENTS

O.M.B. thanks A.V. Parafilo and O.A. Ilinskaya for helpful discussions. S.I.K. acknowledges the financial support from NAS of Ukraine (grant F 26-4). This work was supported by IBS-R024-D1.

- [2] K.L. Ekinci, and M.L. Roukes, Rev. Sci. Instrum. **76**, 061101 (2005).
- [3] L.Y. Gorelik, A. Isacsson, M.V. Voinova, B. Kasemo, R.I. Shekhter, and M. Jonson, Phys. Rev. Lett. **80**, 4526 (1998).
- [4] Ya.M. Blanter, O. Usmani, and Yu.V. Nazarov, Phys. Rev. Lett. **93**, 136802 (2004).
- [5] D. Fedorets, L.Y. Gorelik, R.I. Shekhter and M. Jonson Europhys. Lett., **58**, 1, 99 (2002).
- [6] A.V. Parafilo, L.Y. Gorelik, M.V. Fistul, H.C. Park, and R.I. Shekhter Phys. Rev. B **102**, 235402 (2020).
- [7] S.I. Kulinich, L.Y. Gorelik, A.N. Kalinenko, I.V. Krive, R.I. Shekhter, Y.W. Park and M. Jonson, Phys.Rev.Lett. **112**, 117206 (2014).
- [8] O.A. Ilinskaya, D. Radic, H.C. Park, I.V. Krive, R.I. Shekhter, M. Jonson Phys.Rev.B **100**, 045408 (2019).
- [9] K. Jensen, K. Kim, A. Zettl, Nature Nanotech **3**, 533–537 (2008).
- [10] F.R. Braakman and M. Poggio, Nanotech. **30**, 332001 (2019).
- [11] C. Urgell, W. Yang, S.L. De Bonis, C. Samanta, M.J. Esplandiu, Q. Dong, Y. Jin, and A. Batchtold, Nature Physics **16**, 32 (2020).
- [12] G.A. Steele, A. Huttel, B. Witkamp, M. Poot, H.B. Meerwaldt, L.P. Kouwenhoven, and H.S.J. van der Zant, Science **325**, 1103 (2009).
- [13] D.R. Schmid, P.L. Stiller, C. Strunk, A. Huttel, New J. Phys. **14**, 083024 (2012).
- [14] D.R. Schmid, P.L. Stiller, C. Strunk, A. Huttel, Applied Phys. Lett. **107**, 123110 (2015).
- [15] J.A. Weldon, B. Aleman, A. Sussman, W. Gannett, A.K. Zettl, Nano Lett. **10**, 1728 (2010).
- [16] K. Willick, and J. Baugh, Phys. Rev. Research **2**, 033040 (2020).
- [17] A.V. Parafilo, I.V. Krive, R.I. Shekhter, M. Jonson, Low. Temp. Phys. **38**, 273 (2012).
- [18] V. Meden, J. Phys.: Condens. Matter **31**, 163001 (2019).
- [19] J. Baranski, and T. Domanski, J. Phys.: Condens. Matter **27**, 305302 (2015).
- [20] B. Baran, T. Domanski, Phys. Rev. B **100**, 085414 (2019).
- [21] A.G. Moghaddam, M. Governale, J. König, Phys. Rev. B **85**, 094518 (2019).
- [22] A.F. Andreev, Sov. Phys. JETP. **19**, 1228 (1964).
- [23] I.O. Kulik, Zh. Eksp. Teor. Fiz. **57**, 1745 (1969).
- [24] P. Stadler, W. Belzig, G. Rastelli Phys. Rev. Lett. **117**, 197202 (2016).
- [25] G. Rastelli, and M. Governale, Phys. Rev. B **100**, 085435 (2019).
- [26] A.F. Morpurgo, J. Kong, C.M. Marcus, H. Dai Science Vol. 286, Issue 5438, **263** (1999).
- [27] A.V. Rozhkov, D.P. Arovas Phys. Rev. B **62**, 6687 (2000).
- [28] J. Moser, A. Eicher, J. Guttinger, M.I. Dykman, A. Bachtold Nature Nanotech. **9**, 1007 (2014).
- [29] O.A. Ilinskaya, S.I. Kulinich, I.V. Krive, R.I. Shekhter, H.C. Park, M. Jonson New J. Phys. **20**, 063036 (2018).
- [30] N.N. Bogoliubov, Y.A. Mitropolsky *Asymptotic Methods in the theory of non-linear oscillations*, Gordon and Breach (1985).