

Scheduling and dimensioning of heterogeneous energy stores, with applications to future GB storage needs

Stan Zachary*

May 24, 2022

Abstract

Future electricity systems in which all or most generation is renewable may require very high volumes of storage, provided jointly by a number of heterogeneous technologies, in order to manage the associated variability in the generation-demand balance. We consider the problems of scheduling and dimensioning such storage. We develop a value-function based approach to optimal scheduling, and show that, to a good approximation, the problem to be solved at each successive point in time reduces to a linear programme with a particularly simple solution. We show that, in general, approximately optimal scheduling may be achieved without the need for a running forecast of the future generation-demand balance. We examine the applicability of the above theory to future GB storage needs, and discuss how it may be used to enable the proper dimensioning of such storage.

1 Introduction

Future electricity systems in which all or most generation is renewable, and hence highly variable, may require extremely high volumes of storage in order to manage this variability and to ensure that demand may be met at times of energy shortfall—see [18, 12], and [14] in particular for a current assessment of likely future needs in Great Britain. For the reasons we explain below, a mixture of storage technologies are likely to be required for the above purpose. The problems considered in the present paper are those of the scheduling and dimensioning of such storage, with the objective of meeting energy demand to a required reliability standard as economically as possible. These problems are considered from a societal viewpoint, which generally coincides with that of the electricity system operator. This is in contrast to much of the existing literature on the management of energy storage which considers these problems from the viewpoint of a storage provider seeking to maximise profits (see [16, 3, 4, 8, 13, 20] and the references therein). Insofar as the societal problem of managing energy storage is considered in the existing literature, this is mostly in the context of short-term storage used to cover occasional periods of generation shortfall, with sufficient time for recharging between such periods (see, e.g. [11, 9, 15, 24]). The scheduling problems we consider are nontrivial in that, if

*Heriot-Watt University and University of Edinburgh, UK.

storage is not managed properly, there is liable to arise (very frequently) the situation in which there is sufficient energy in storage to meet demand but it is located in too few stores for it to be possible to serve it at the required rate.

In a large system, such as that of Great Britain, which we consider further in Section 5, the processes of demand and of renewable generation vary on multiple timescales: on a timescale measured in hours there is diurnal variation in demand and in solar generation; on a timescale of days and weeks there is weather-related variation in demand and in most forms of renewable generation, and there is further demand variation due to weekends and holiday periods; on longer timescales there is seasonal variation in both demand and renewable generation which may extend to major differences between successive years (see [14] for more details). In GB, for example, it is particularly the case that some years are significantly windier than others (see [17]).

Variation in the generation-demand balance may be managed by a number of different storage technologies. These vary greatly in their costs per unit of capacity and per unit of power (the rate at which they may be charged or discharged), and further vary considerably in their round-trip efficiencies (see [14] for detailed comparisons). In consequence different storage technologies are typically appropriate to managing variation on these different timescales. Diurnal and other short-timescale variation requires frequent storage cycling and is most economically managed by storage such as batteries or pumped storage which has low power costs and high round-trip efficiency; the storage capacity requirement here is *relatively* modest and therefore unit capacity costs are *relatively* less important. Variation on intermediate timescales, as discussed above, requires less storage cycling but very much higher storage capacities; thus it may here be necessary to use technologies such as compressed air energy storage (CAES) which can economically provide these capacities, but with higher power costs and lower round-trip efficiencies than batteries. Finally, long-timescale variation in the generation-demand balance, such as that which occurs between seasons or between years, requires storage which cycles slowly but in which the capacity requirements may be huge. For example, in a GB 2050 net-zero scenario in which heating and transport are decarbonised, thereby doubling or tripling electricity demand (see [19]), and in which electricity generation is mostly renewable, the volume of long-term storage required to buffer the generation-demand (im)balance is likely to be of the order of tens of terawatt-hours (see [14]). It is likely that such storage requirements may only be met by chemical storage—e.g. that of hydrogen produced by electrolysis—which, while having very low unit capacity costs, has considerably higher power costs and yet lower round-trip efficiency than the technologies previously discussed.

It thus seems unavoidable that, in the management of future electricity systems such as those discussed above, there will be a need for a mix of storage technologies. This will be such that most of the required storage *capacity* will be provided by those technologies such as hydrogen (or similar) storage, which are able to do this economically, while a high proportion of the *power* requirements will be met by technologies such as batteries or CAES with lower input-output costs and higher round-trip efficiencies. There now arise the questions of how such storage may be economically dimensioned, and of how it may be managed—the ability to answer the former question depending on having a sufficiently good understanding of the answer

to the latter. The problem of managing, or scheduling, any given set of stores is that of deciding by how much each individual store should be charged or discharged at each successive point in time in order to best manage the generation-demand (im)balance—usually with the objective of minimising the total unmet demand, or *unserved energy*, over some given period of time (see Section 2). In the context of managing different storage technologies, usually those stores corresponding to any given technology may be treated as a single store provided their capacity-to-power ratios are approximately equal (see the note at the end of Section 2). However, the scheduling problem is a real-time problem, and in deciding which store, or storage technology, to prioritise at any given point in time, it is unrealistic to attempt to classify the current state of the generation-demand balance as representing short, medium, or long-term variation. Hence appropriate policies need to be derived. The purpose of the present paper is to study how to do so.

Section 2 of the paper defines the relevant mathematical model for the management of multiple stores. This incorporates capacity and rate (power) constraints, together with round-trip efficiencies, and allows for entirely general scheduling policies. Section 3 develops the relevant mathematics for the identification of optimal policies, when the objective is the minimisation of cumulative unserved energy to each successive point in time. We show that it is sufficient to consider policies that are greedy in a sense defined there (something which is not always the case under some more general objectives). We use decision-theoretic results to show that, at each successive point in time, the scheduling problem may be characterised as that of maximising a *value function* defined on the space of possible energy levels of the stores. We further show that, under appropriate conditions, the optimisation problem to be solved at each successive point in time is approximately a linear programme which has a simple, non-iterative, solution. We also give conditions under which it is possible to find optimal policies, exact or approximate, from within the class of *non-anticipatory* policies, i.e. those which do not require real-time forecasting of the generation-demand balance. Section 4 shows how to develop exact performance bounds which may be used to assist in measuring the success of approximate policies. Section 5 considers an extended application to future GB energy storage needs, which, under the scenarios considered, aims to be as realistic as possible. The aims here are twofold. We suggest how one might reasonably go about solving the practical problems of identifying, dimensioning and managing future storage needs. We further illustrate the applicability of the theory of the present paper. In particular, we show how the nature of optimal policies varies according to such factors as the level of *overcapacity* in the renewable generation process, and we demonstrate the general success, and occasional limitations, of *non-anticipatory* policies as defined above. We discuss briefly how these limitations might be addressed. The concluding Section 6 considers some implications of the preceding results, including those of how the provision of storage may be sufficiently incentivised.

2 Model

We study the management over (discrete) time of a set S of stores, where each store $i \in S$ is characterised by four parameters (E_i, Q_i, P_i, η_i) as described below. For each store $i \in S$, we let $s_i(0)$ be the initial level of energy in store i and we let

$s_i(t)$ be the level of energy in store i at (the end of) each subsequent time $t \geq 1$. Here we make the convention that the level of energy in each store at any time is measured by that volume of energy which it may ultimately supply, so that any round-trip inefficiency associated with the store is accounted for at the input stage. We remark that, while accounting for such round-trip efficiency is essential to our modelling and results, we assume that energy, once stored, is not further subject to significant time-dependent *leakage*. This assumption is made for convenience: the modelling and results of the present paper would require only minor adjustments to incorporate such time-dependent leakage.

The successive levels of energy in each store i satisfies the recursion

$$s_i(t) = s_i(t-1) + r_i(t), \quad t \geq 1, \quad (1)$$

where $r_i(t)$ is the rate (positive or negative) at which energy is added to the store i at the time t . Each store $i \in S$ is subject to *capacity constraints*

$$0 \leq s_i(t) \leq E_i, \quad t \geq 0, \quad (2)$$

so that $E_i > 0$ is the *capacity* of store i (again measured by the volume of energy it is capable of serving) and *rate constraints*

$$-P_i \leq r_i(t) \leq Q_i, \quad t \geq 1, \quad (3)$$

so that $P_i > 0$ and $Q_i > 0$ are respectively its (maximum) *output* and *input rates*. Given the vector $s(0) = (s_i(0), i \in S)$ of the initial levels of energy in the stores, a *policy* for the subsequent management of the stores is a specification of the vector of rates $r(t) = (r_i(t), i \in S)$, for all times $t \geq 1$; equivalently, it is a specification of the vector of store levels $s(t) = (s_i(t), i \in S)$, for all times $t \geq 1$. (The question of how a policy may be *chosen* in real-time applications is considered in Section 3.)

The stores are used to manage as far as possible (see below) a *residual energy process* ($re(t)$, $t \geq 1$), where, for each time t , a *positive* value of $re(t)$ corresponds to surplus energy available for *charging* the stores, subject to losses due to round-trip inefficiency, and a *negative* value of $re(t)$ corresponds to energy *demand* to be met as far as possible from the stores. In applications, the residual energy $re(t)$ is usually the surplus of generation over demand at each successive time t . For any time t , given the vector of rates $r(t) = (r_i(t), i \in S)$ at time t , define the *imbalance* $u(t)$ at that time by

$$u(t) = re(t) - \sum_{i: r_i(t) < 0} r_i(t) - \sum_{i: r_i(t) \geq 0} r_i(t)/\eta_i, \quad (4)$$

where

$$0 < \eta_i \leq 1 \quad (5)$$

is the *round-trip efficiency* of each store $i \in S$. We shall require also that the policy defined by the rate vectors $r(t)$, $t \geq 1$, is such that, at each successive time t ,

$$re(t) \geq 0 \quad \Rightarrow \quad u(t) \geq 0, \quad (6)$$

so that, at any time t when there is an energy surplus, the net energy input into the stores, before losses due to round-trip inefficiency, cannot exceed that surplus; the quantity $u(t)$ is then the *spilled energy* at time t . Similarly, we shall require that

$$re(t) \leq 0 \quad \Rightarrow \quad u(t) \leq 0, \quad (7)$$

so that, at any time t when there is an energy shortfall, i.e. a positive net energy demand to be met from stores, the net energy output of the the stores does not exceed that demand; under the constraint (7), the quantity $-u(t)$ is then the *unserved energy* at time t . (It is not difficult to see that, under any reasonable objective for the use of the stores to manage the residual energy process—including the minimisation of total unserved energy as discussed below—there is nothing to be gained by overserving energy at times t such that $re(t) \leq 0$: any such energy might equally well be left in the stores without impeding their subsequent usefulness; hence it is convenient to make the restriction (7) at this stage.) We shall say that a policy is *feasible* for the management of the stores if, for each $t \geq 1$, that policy satisfies the above capacity constraints (2), rate constraints (3), and the further constraints (6) and (7), where $u(t)$ is as defined by (4).

For any feasible policy as above, define the total unserved energy $ue(t)$ to any time t to be the sum of the unserved energies at those times $t' \leq t$ such that $re(t') \leq 0$, i.e.

$$ue(t) = - \sum_{t' \leq t: re(t') \leq 0} u(t') = \sum_{t' \leq t} \max(0, -u(t')), \quad (8)$$

where the second equality above follows from (6). We take as our objective that of determining a feasible policy for the management of the stores so as to minimise the total unserved energy over (some specified period of) time. Note that it is possible, and sometimes desirable, that at any time t some store i may be *charging* ($r_i(t) > 0$) while some other store j is simultaneously *discharging* ($r_j(t) < 0$). It is convenient to refer to this as *cross-charging*—although the model does not of course identify the routes taken by individual electrons.

It is convenient to make also the following observation at this point. Suppose that some subset S' of the set of stores S is such that the stores $i \in S'$ have common round-trip efficiencies η_i and common capacity-to-power ratios E_i/P_i and E_i/Q_i . Then it is clear that these stores may be optimally managed by keeping the fractional storage levels $s_i(t)/E_i$ equal across $i \in S'$ and over all times t , so that the stores in S' effectively behave as a single large store with total capacity $\sum_{i \in S'} E_i$ and total input and output rates $\sum_{i \in S'} Q_i$ and $\sum_{i \in S'} P_i$ respectively. This is relevant when, as in the application of Section 5, we wish to consider the scheduling and dimensioning of different storage technologies in order to obtain an optimal mix of the latter. Then, for this purpose, it is reasonable to treat—to a good approximation—the storage to be provided by any one technology as constituting a single large store.

3 Nature of optimal policies

In this section we characterise desirable properties of policies for the management of the set S of stores, and indicate how at least approximately optimal policies may be determined. In real-world applications, the residual energy process to be managed is not generally known in advance and policies must necessarily be chosen dynamically in response to evolving information about that process. At a minimum and within our discrete-time setting, the information available for decision-making at any time t will generally consist of the vector of store levels $s(t-1) = (s_i(t-1), i \in S)$ at the end of the preceding time period (equivalently the start of the time period t) together with the value $re(t)$ of the residual energy process to be managed

at the time t . However, this information may be supplemented by some, necessarily probabilistic, prediction of the evolution of the residual energy process subsequent to the time t . The latter might be obtained from, for example, the application of time series forecasting techniques to the observed history of the residual energy process prior to time t , or from external forecasts of likely renewable generation and demand subsequent to time t .

We shall be particularly interested in identifying conditions under which it is sufficient to consider (feasible) policies in which, as discussed above, the decision to be made at any time t —i.e. the choice of the vector of rates $r(t)$ —depends *only* on the vector of store levels $s(t-1)$ at the end of the preceding time period and on the value $re(t)$ of the residual energy process at the time t . Under such conditions there is therefore no requirement to attempt real-time prediction of the residual energy process subsequent to the time t . We shall refer to such policies as *non-anticipatory*. Section 3.1 below defines *greedy* policies, and shows that, when the objective is the management of the residual energy process so as to minimise total unserved energy over some given period of time, it is sufficient to consider such policies. Section 3.2 discusses conditions under which a (greedy) optimal, or approximately optimal, policy may be found from within the class of non-anticipatory policies. Section 3.3 shows that the immediate optimisation problem to be solved at each successive time t may be characterised as that of maximising a *value function* defined on the space of possible store levels, and identifies conditions under which this problem is approximately a linear programme; the solution of this linear programming is then decomposable as a specification of charging and discharging priorities amongst stores which may be given independently of the residual energy process.

3.1 Greedy policies

We define a *greedy* policy to be feasible policy (i.e. a policy satisfying (1)–(7)) in which, at each successive time $t \geq 1$, and given the vector of levels $s(t-1)$ of the stores at the end of the preceding time period,

- if the residual energy $re(t) \geq 0$, i.e. there is energy available for charging the stores at time t , then there is no possibility to increase any of the rates $r_i(t)$, $i \in S$, and so further charge the stores, while keeping the policy feasible (in particular maintaining the requirement that $u(t) \geq 0$); more formally, we require that if the *spilled energy* $u(t) > 0$ (where $u(t)$ is defined by (4)), then $r_i(t) = \min(E_i - s_i(t-1), Q_i/\eta_i)$ for all $i \in S$; thus the spilled energy $u(t)$ at time t is minimised.
- if the residual energy $re(t) < 0$, i.e. there is net energy demand at time t , then there is no possibility to decrease any of the rates $r_i(t)$, $i \in S$, and so further serve demand, while keeping the policy feasible (in particular maintaining the requirement that $u(t) \leq 0$); more formally, we require that if the *unserved energy* $-u(t) > 0$, then $r_i(t) = -\min(s_i(t-1), P_i)$ for all $i \in S$; thus the unserved energy $-u(t)$ at time t is minimised.

(Note that if $re(t) = 0$ at time t , then, for a feasible policy, it is necessarily the case, from (6) and (7), that the imbalance $u(t) = 0$.)

Proposition 1 below generalises a result of [6] (in that case for a single store, and under the condition that that store may only discharge) to show that, under the

objective of minimising the total unserved energy over some given period of time, it is sufficient to consider greedy policies—see the following corollary.

Proposition 1. *Any feasible policy may be modified to be greedy while remaining feasible and while continuing to serve as least as much energy to each successive time t (i.e. the unserved energy to each successive time t for the modified policy is no greater than that for the original policy). Further, if the original policy is non-anticipatory, the modified policy may be taken to be non-anticipatory.*

Proposition 1 is intuitively appealing; an informal argument is as follows. At those times t such that $re(t) \geq 0$ (energy is available for charging), there is no point in withholding energy which might be used for charging any store, since the only possible “benefit” of doing so would be to allow further energy—not exceeding the amount originally withheld—to be placed in that store at a later time. Similarly, at those times t such that $re(t) < 0$ (there is energy demand from the stores), there is no point in withholding energy in any store which might be used to reduce unserved energy, since the only possible “benefit” of doing so would be to allow additional demand—not exceeding the demand originally withheld by that store—to be met by that store at a later time. While this argument might be formalised using coupling arguments, doing so is messy, and a more direct formal proof is given in the Appendix. Proposition 1 has the following corollary.

Corollary 1. *Suppose that the objective is the minimisation of unserved energy over some given period of time. Then there is an optimal policy which is greedy. Further, within the class of non-anticipatory policies there is a greedy policy which is optimal within this class.*

Remark 1. For times t such that $re(t) \geq 0$, Proposition 1 implies that stores should be charged as far as possible (i.e. the spilled energy $u(t)$ should be made as small as possible, subject to the constraint (6)). This is clear even when the objective is not the minimisation of unserved energy, so long as this objective is the minimisation of *some* function which is increasing in the amount of unserved energy at each successive point in time. The reason for this is that, as in the discussion in Section 2, there is nothing to be gained by spilling energy which might have been used to charge stores. However, for times t such that $re(t) < 0$, the result of Proposition 1 that it is optimal to serve as much energy as possible, subject to the constraint (7), *does* depend on the objective being the minimisation of total unserved energy. Under other objectives, it might sometimes be better to retain stored energy (which might have been served) at time t for more profitable use at a later time. This could happen if, for example, unserved energy at any time were costed nonlinearly or if it were differently costed at different times—see, for example, [2].

3.2 Non-anticipatory policies

If the residual energy process $(re(t), t \geq 0)$ were known in advance, then the problem of determining an optimal policy would be deterministic, solvable in principle by dynamic programming. (Nevertheless, for applications such as that considered in Section 5, such is the size of the stored-energy state-space that such an approach seems computationally intractable.) However, in applications, as already observed,

the problem is a real-time one, and at each successive time t the future residual energy process is not known. If it were possible, at each time t , to provide a realistic stochastic forecast of this future process (either based on the past history of the residual energy process, or on external information such as weather and demand forecasts), then *in principle* the problem of determining an optimal policy could be solved using stochastic dynamic programming (see, e.g., [1]). However, such is the time-heterogeneity of the dynamics of the residual energy process, that such forecasting would be very difficult in practice, and, even were it possible, the computational difficulties mentioned above would remain. Nevertheless, we use insights from (stochastic) dynamic programming to guide the development of robust algorithms which appear to work very well in practice.

It turns out that there are various conditions (see below), often at least approximately satisfied in practice, under which the optimal policy may be taken to be *non-anticipatory* as defined above. We are therefore led to consider whether it is sufficient in applications to consider such non-anticipatory policies—and least when our ultimate aim is to obtain results which are sufficiently good as to enable the approximately optimal design and dimensioning of storage configurations. In addition to the theoretical considerations below, in the next section we derive performance bounds which can be used to show that such policies do appear to work well in practice. Note that it follows from Proposition 1 that, in considering such non-anticipatory policies, it is sufficient to consider those that are greedy.

Two such non-anticipatory policies which work well under different circumstances are:

- The *greedy greatest-discharge-duration-first* (GGDDF) policy (see [10, 7, 2] and, for a simplified and accessible treatment in the current context, see also [23]) is a storage discharge policy for managing a given residual energy process which is negative (i.e. there is positive energy demand) over a given period of time, with the aim of minimising the total unserved energy over that period of time. It does not involve cross-charging and is defined by the requirement that, at each successive time t , stores are prioritised for discharging in order of their residual discharge durations, where the *residual discharge duration* of a store i at any time t is defined as the energy in the store at (the start of) the time t (which, in our present discrete-time setting is given by $s_i(t - 1)$), divided by the maximum discharge rate P_i of the store. This non-anticipatory policy is essentially designed to cope with rate constraints and to avoid as far as possible the situation in which there are times at which there is sufficient total stored energy, but this is located in the wrong stores. It is optimal among (feasible) policies which do not involve cross-charging, and is more generally optimal under the conditions discussed in [23]. The GGDDF policy may also be extended to situations where the residual energy process is both positive and negative. In particular, supplemented by a certain amount of appropriate cross-charging as discussed above, it is close to optimal when there is plenty of time to fully recharge stores between periods of discharging. Under the latter condition, the order in which stores are charged is unlikely to be critical. However, the desirability and extent of such cross-charging during periods of discharge does in principle require some knowledge of the future.
- The *greatest-round-trip-efficiency first* (GRTEF) policy is a greedy policy which designed to cope with round-trip inefficiency. In this, stores are both charged and

discharged—in each case to the maximum extent possible, subject to the feasibility constraints defined in Section 2—in decreasing order of their round-trip efficiencies and no cross-charging takes place. *In the absence of rate constraints*, the GRTEF policy is clearly optimal. This follows since this policy is then the greedy policy which maximises the total stored energy $\sum_{i \in S} s_i(t)$ at any time, so that energy which may be served under any other policy may be served under this policy. The GRTEF policy is again non-anticipatory.

In the case of a single store, the above two policies of course reduce to the unique feasible greedy policy in which, at each successive time t , that store is either charged or discharged to the maximum extent possible, according to the sign of $re(t)$.

In practice, a reasonable policy might be to use the GRTEF policy whenever no store is close to empty, and otherwise to switch to the GGDDF policy. Amongst non-anticipatory policies, such a policy might reasonably be expected to be fairly robust—and indeed some experimentation shows this to be so (see Section 5). The main problem is that of how much cross-charging to do. In principle, the latter might be allowed to vary with time, having some dependence on one’s belief about the future evolution of the residual energy process, but again this would be difficult.

We therefore look more generally at policies which are non-anticipatory as above. The choice of such policies is informed by some theoretical considerations on value functions from dynamic programming theory and by the observations above.

3.3 Value functions

It follows from standard results from (stochastic) dynamic programming theory (see, e.g. [1]) that an optimal decision at each time t should be based on a *value function* $V^t(s)$ defined over the set of possible states s of the stores—where the state of the stores is a vector $s = (s_i, i \in S)$ denoting the level of energy s_i in each store $i \in S$ at the start of the time t (again, within our discrete-time setting we have $s_i = s_i(t-1)$). At any time t , the quantity $V^t(s)$ may be interpreted as the future *value* of having the energy levels of the stores in state s at that time, relative to their being instead in some other reference state—most naturally taken to be state 0—where *value* is the negative of *cost* as measured by expected future unserved energy. Then the optimal decision at any time t is that which maximises the value of the resulting state, less the cost of any energy unserved at time t . It should be noted that the value function matters only through the charging and discharging decisions it induces—see the further discussion of Section 5.2.

In the case of a single store and when the objective is the minimisation of total unserved energy, we have already noted that the optimal policy is given by the unique (and non-anticipatory) greedy policy. At any time t , for any given stochastic description of the future evolution of the residual energy process, the value function $V^t(s)$ may be computed in terms of absorption probabilities (see, e.g. [5]). Indeed, standard probabilistic coupling arguments (again see [5]) show that this value function is an increasing concave function with a (decreasing) derivative which lies between 0 and 1. (To show this, we may couple the subsequent evolutions of the store-level processes when these are started from two infinitesimally close states. Then this derivative is simply the probability that, under the above stochastic description, the store level, started in state s eventually hits the state 0 before it hits the state E .)

However, we note that, in the case of a single store, *any* increasing value function $V^t(s)$ satisfying the above conditions leads to the unique greedy policy.

We continue to take as our objective the minimisation of total unserved energy over some given period of time. As previously indicated, we make the convention that the state s_i of each store i denotes the amount of energy which it is able to serve—so that round-trip (in)efficiency losses are accounted for at the input stage. For each time t , let $v_i^t(s)$ be the partial derivative of the value function $V^t(s)$ with respect to variation of the level s_i of each store $i \in S$. It is straightforward to show that $v_i^t(s) \geq 0$ for all $i \in S$ and for all s (this is simply the *monotonicity* property that one can never be worse off by having more energy in store—see the discussion of Section 2). We assume that changes in store energy levels are sufficiently small over each single time step t that changes to the value function may be measured using the above partial derivatives. Then the above problem of scheduling the charging or discharging of the stores (subject to the given constraints) over the time step t becomes that of choosing *feasible* rates $r(t) = (r_i(t), i \in S)$ so as to maximise

$$\sum_{i \in S} v_i^t(s) r_i(t) - \max(0, -u(t)), \quad (9)$$

where $s_i = s_i(t-1)$ is again the level of each store $i \in S$ at the end of the preceding time step $t-1$, and where $u(t)$ is the resulting *imbalance* as given by (4). (Recall that the unserved energy at time t is given by the negative of this imbalance when $re(t) < 0$ and by 0 when $re(t) \geq 0$). Thus, under the above linearisation, the scheduling problem at each time t becomes a linear programme.

When, at (the start of) any time t , the state of the stores is given by $s = s(t-1)$, we shall say that any store $i \in S$ has *charging priority* over any store $j \in S$ if $\eta_i v_i^t(s) > \eta_j v_j^t(s)$, and we shall say that any store $i \in S$ has *discharging priority* over any store $j \in S$ if $v_i^t(s) < v_j^t(s)$. We then have the following result, which, as with Proposition 1, is intuitively appealing and of which we give a formal proof in the Appendix.

Proposition 2. *When the objective is the minimisation of total unserved energy over some given period of time, then, under the above linearisation, at each time t and with $s = s(t-1)$, the optimal charging, discharging and cross-charging decisions are given by the following procedure.*

- when charging, i.e. if $re(t) \geq 0$, charge the stores in order of their charging priority, charging each successive store as far as permitted (the minimum of its input rate and its residual capacity) until the energy available for charging at time t is used as far as possible—any remaining energy being spilled;
- when discharging, i.e. if $re(t) < 0$, discharge the stores in order of their discharging priority, discharging each successive store as far as permitted (the minimum of its output rate and its available stored energy) until the demand at time t is met as fully as possible—any remaining demand being unserved energy;
- subsequent to either of the above, choose pairs of stores (i, j) in succession by, at each successive stage, selecting store i to be the store with the highest discharging priority which is still able to supply energy at the time t and selecting store j to be the store with the highest charging priority which is still able to accept energy at the time t ; for each such successive pair (i, j) , provided that

$$v_i^t(s) < \eta_j v_j^t(s), \quad (10)$$

cross-charge *as much energy as possible* from store i to store j . Note that the charging and discharging priorities are such that this process necessarily terminates on the first occasion such that the condition (10) fails to be satisfied.

As previously discussed, the cross-charging from one store to another in the above procedure is entirely notional, and what is important is the policy (the set of rates associated with each store) thus defined. Note that, as the round-trip efficiency η_i of any store $i \in S$ decreases, cross-charging into that store occurs less frequently. Thus, when round-trip efficiencies are low, cross-charging occurs rarely.

When, as above, value is measured as the negative of unserved energy, straightforward coupling arguments entirely analogous to those for the case of a single store, again show that, for all $i \in S$, the partial derivative $v_i^t(s)$ of the value function $V^t(s)$ lies between 0 and 1 and is decreasing in s_i (we do not give a detailed proof of this here as this result is not formally required for the present paper). The correct value function $V^t(s)$ at any time t depends on the correct stochastic description of the future evolution of the residual energy process subsequent to the time t , and might in principle be obtained through stochastic dynamic programming. However, in practice these stochastic descriptions would be extremely difficult to estimate, especially since the residual energy process is not time-homogeneous.

In the examples of Section 5, we consider value function derivatives of the form

$$v_i^t(s) = \exp(-\lambda_i^t s_i), \quad i \in S. \quad (11)$$

The expression (11) is an approximation, both in its assumption that, for each $i \in S$, the partial derivative $v_i^t(s)$ depends only on the state s_i of store i , and in the assumed functional form of the dependence of $v_i^t(s)$ on s_i . Some probabilistic justification can be provided for both these approximations: coupling arguments, analogous to those already considered, suggest that the dependence of $v_i^t(s)$ on s only through s_i should be at least approximately true when cross-charging occurs relatively infrequently (as in our application below); similarly, probabilistic large deviations theory [5] suggests that, under somewhat idealised conditions, when the mean residual energy is positive (again as in our considered application), the functions $v_i^t(s)$ do decay exponentially. However, we primarily justify the use of the relation (11) in part by the arguments below, and in part by its practical effectiveness—see the examples of Section 5.2. Recall that what are important are the induced decisions, as described above, on the storage configuration space. In particular, when the stores are under pressure and hence discharging, it follows from the definition of discharging priority above that it is only the ratios of the parameters λ_i which matter, except only for determining the extent to which cross-charging should take place. For each time t , taking λ_i^t to be proportional to $1/P_i$, as i varies, defines a policy which, when discharging, corresponds to the use of the GGDDF policy, supplemented by a degree of cross-charging which depends on the absolute value of the parameters λ_i^t . The ability to further adjust the relative values of the parameters λ_i^t between stores allows further tuning to reflect their relative round-trip efficiencies; in particular, for a given volume of stored energy (measured as usual by what can ultimately be supplied), increasing the round-trip efficiency of a given store $i \in S$ increases the desirability of having that energy stored in other stores and reserving more of the capacity of store i for future use—something which can be effected by increasing the parameters λ_i^t . More

generally, in the presence of multiple stores, the use of a value function guarantees some consistency in the decision-making process.

4 Performance bounds

We continue to consider a given storage specification and residual energy process $(re(t), t \geq 1)$. In assessing the performance of possible scheduling policies, it is helpful to be able to place lower bounds on the value of unserved energy which may be achieved over any given interval of time. This may be done by relaxing constraints in such a way that the optimal control of the relaxed system is then clear.

4.1 Simple relaxations

We start by considering simple relaxations of the store constraints, maintained throughout the entire time period $[1, T]$, say, under study.

Thus, given the residual energy process $(re(t), t \geq 1)$ and the original storage system, *including, for present purposes, a specification of the initial energy levels of the stores*, we consider also a *relaxed system*, typically obtained by relaxing one or more of the constraints associated with the original system, while maintaining the same initial energy levels in the stores, which has the following two properties:

- any policy which is feasible for managing the process $(re(t), t \geq 1)$ under the original system constraints is feasible under the relaxed system constraints—with, necessarily, the same unserved energy at each successive point in time;
- there is a clear policy for the control of the process $(re(t), t \geq 1)$ under the relaxed system which is optimal in the sense of minimising the cumulative unserved energy up to each successive point in time.

It then follows that the process of cumulative unserved energy under the optimal control policy for the relaxed system also provides a lower bound on the cumulative unserved energy to each successive point in time achievable under any policy which is feasible for the original system.

We also make the following observation (which will be required when we consider “hybrid” relaxations below). Suppose that, in the above *relaxed system*, we *instead* require that the initial level of energy in each store $i \in S$ is set to be *full*, i.e. to E_i , and the optimal policy for the management of the residual energy process $(re(t), t \geq 1)$ under this relaxation is followed thereafter. Then the corresponding cumulative unserved energy process again provides a lower bound on that obtainable under any feasible policy for the original (unrelaxed) system and *any* initial energy levels for the stores. This follows from the previously noted monotonicity property which implies that, under the optimal policy for the management of the relaxed system, the cumulative unserved energy to each successive point in time clearly decreases monotonically as the initial store levels are increased.

We give three such possible relaxations. We give examples of their effectiveness, used either singly or in combination, in the application considered in Section 5.

1. **Capacity relaxation.** Fix some distinguished store i . For each remaining store $j \neq i$, relax the requirement that the level of energy in store j should be nonnegative. The upper bound E_j on the level of energy in each store $j \neq i$ formally

remains unchanged. The capacity constraints for the distinguished store i remain unchanged, as do all rate constraints and round-trip efficiencies of the stores. Under this relaxation, the stores $j \neq i$ are always able to serve as much energy as required, subject only to their rate constraints P_j . It is therefore straightforward to see that here the optimal policy for the minimisation of unserved energy to each successive point in time is given by any greedy policy which, at each successive time t and regardless of the sign of $re_i(t)$, maintains the maximum level of energy in the distinguished store i —including via the use of cross-charging (in any order) as much energy as possible to store i from all the other stores $j \neq i$.

2. **Shared-storage relaxation.** Under this relaxation, the stores retain their individual input rates, each with its own round-trip efficiency, but energy may be freely moved between stores without restriction and without any round-trip inefficiency. Thus the stores effectively pool their capacity and output rates. Here the optimal policy is clearly the greedy one in which stores are selected for charging in decreasing order of their round-trip efficiencies and may be discharged in any order (since energy, once stored, is effectively pooled).
3. **Rate relaxation.** Under this relaxation, we set all input and output rate constraints Q_i and P_i , $i \in S$, to infinity. Here the optimal policy is that given by the (greedy) GRTEF algorithm in which the stores are prioritised, both for charging and for discharging, in decreasing order of their round-trip efficiencies, and in which no cross-charging takes place—see Section 3.2 for a proof of the optimality of this policy.

4.2 Hybrid relaxations

Sometimes it is necessary to assess the effectiveness of a given policy for the management of a given residual energy process ($re(t)$, $t \geq 1$) over some extended period of time during which the characteristics of that process, e.g. as given by a possible stochastic description, are far from time-homogeneous. It may then happen that an effective lower bound, over all feasible policies, to the cumulative unserved energy process may be obtained by applying different constraint relaxations in different time periods. Thus we may proceed by dividing the entire time period under study into a succession of disjoint intervals I_1, \dots, I_n , associating some particular constraint relaxation with each of these intervals. We create a *hybrid* relaxed process of successive store input/output rates and resulting imbalances as follows:

- at the start of first interval I_1 the energy levels in the stores are set to those in the original system, and the optimal control under the constraint relaxation associated with the interval I_1 is applied to manage the residual energy process ($re(t)$, $t \in I_1$) over that interval; the corresponding process of unserved energy is noted;
- at the start of each succeeding interval I_k the energy levels in the stores are reset to full (i.e. the level in each store $i \in S$ is reset to E_i) and the optimal control under the constraint relaxation associated with the interval I_k is applied to manage the residual energy process ($re(t)$, $t \in I_k$) over the interval I_k ; the corresponding process of unserved energy is again noted.

The resulting hybrid relaxed process of successive rates and imbalances (defined over the entire time period under study) is, of course, entirely notional, since in reality constraints cannot be dynamically varied in the above manner nor can store energy

levels be reset to full as described. It nevertheless follows immediately from the results of Section 4.1 that the resulting (notional) process of cumulative unserved energy for the entire relaxed system, created as above, provides a lower bound on the cumulative unserved energy process for the original system, however controlled. We consider very briefly the usefulness of such hybrid relaxations in Section 5.

5 Application to GB energy storage needs

In this section we give an extended example of the application of the preceding theory to the problem of scheduling and dimensioning future GB energy storage needs. Our primary aim is to illustrate the practical applicability of that theory. The theory itself is concerned with the scheduling problem, but we aim to show how it might be used to assist in storage dimensioning. We are also concerned with the extent to which it is sufficient to consider non-anticipatory scheduling policies. The answer to this appears to be that such policies do generally work very well—as we have previously argued they should—and should certainly be sufficient for dimensioning purposes. However, there very occasionally arise conditions—such as an extended wind drought—which could be better managed if it were possible to forecast them. We discuss this further at the appropriate point.

A detailed description of the scheduling and dimensioning problem in the GB context, together with details of all our storage, demand and renewable generation data, is given by [14]—work prepared in support of a Royal Society Working Party on future GB energy storage. (The paper [14] uses a rather heuristic scheduling algorithm, which occasionally leads to very high total power requirements.) We consider here a GB 2050 net-zero scenario, also considered in the above paper, in which heating and transport are decarbonised—in line with the UK’s 2050 “net-zero” commitment—thereby approximately doubling current electricity demand to 600 TWh per year (see [19]), and in which all electricity generation is renewable. As suggested in [14], we assume this generation to be provided by a mixture of 80% wind and 20% solar generation, with a 30% level of overcapacity—so that the assumed total renewable generation is 780 TWh per year on average. We also consider, more briefly, in Example 3 below the effect on scheduling of a reduction in this level of overcapacity to 15%.

For the evaluation of scheduling algorithms and dimensioning of storage, we use a dataset consisting of 37 years of hourly “observations” of wind generation, solar generation and demand. The wind and solar generation data are both based on the 37-year reanalysis weather data of [17] together with assumed installations of wind and solar farms distributed across GB and appropriate to the above scenario; the derived generation data have been scaled so as to provide a total of 780 TWh per year on average (with 80% wind and 20% solar generation as above). The demand data are taken from a year-long hourly demand profile again corresponding to the above 2050 scenario and in which there is 600 TWh of total demand; this demand profile was prepared by Imperial College for the UK Committee on Climate Change [19]. This year-long set of hourly demand data has been recycled to provide a 37-year trace to match the generation data. (This is reasonable here as the between-years variability which may present challenges to storage dimensioning and scheduling is likely to arise primarily from the between-years variability in renewable generation.)

More details and some analysis of the above data are given in [14]. From this data we thus obtain a 37-year hourly *residual energy process* to be managed by storage. We examine the relevant characteristics of this process in Section 5.1. To the extent that we use this long residual energy dataset to test our general approach to scheduling, including suggesting appropriate value functions, the resulting algorithms might be regarded as having, at each successive point in time, some very mild anticipation of the future evolution of the residual energy process. However, within the present exploratory analysis this approach seems reasonable.

As discussed in more detail in Section 1 and as in [14], we consider three types of storage, each treated as a single store (see the note at the end of Section 2) and with a round-trip efficiency again as suggested in [14]:

- the *short* store is intended primarily for the management of diurnal and other short-term variation, and has a low capacity requirement and relatively modest power requirement (see below); it is assumed that it can therefore use a technology such as battery storage with a high round-trip efficiency, which we here take to be 0.9;
- the *medium* store is intended primarily for the management of variation on a timescale of days and weeks, this variation resulting from weather-related variations in demand, solar availability and, especially, wind availability; it has very substantial capacity and power requirements and may require a technology such as CAES which has a lower round-trip efficiency than that used for the *short* store; we here take its round-trip efficiency to be 0.7;
- the *long* store is intended for the management of variation on a timescale of months and years and resulting from seasonal variations in demand and renewable generation and because renewable generation output may vary substantially from year to year; it has an extremely high capacity requirement, and a power requirement which—on account of potentially high input/output costs—it is desirable to keep relatively modest; it requires a technology, such as hydrogen or similar chemical storage, which currently has a low round-trip efficiency, which we here take to be 0.4.

Recall, from Section 1, that unit capacity costs decrease dramatically (by some orders of magnitude) as we move from the *short*, to the *medium*, to the *long* store, while unit power (rate) costs vary, again very considerably, in the opposite direction (for details, including discussion of the very considerable uncertainties involved, again see [14]). The aim in dimensioning and scheduling storage must therefore be to arrive at a position in which the *long* store is meeting most of the total capacity requirement, while at much as is reasonably possible of the total power requirement is being met by the *medium* and *short* stores. Further, the *short* store might reasonably be expected to have a relatively very small capacity requirement.

The scheduling problem may be defined as that of scheduling the stores so as to minimise unserved energy over some given period of time. The dimensioning problem is that of economically dimensioning the stores so as to achieve a given reliability standard (again as measured by unserved energy). A formal approach to the latter problem would require detailed cost data, which is as yet very uncertain. We do not pursue such a formal approach here. Rather we take as a general aim that of determining capacities and power rates for the various stores which take account of the economic considerations already discussed. Some measure of the success of

a given dimensioning scheme is given by the extent to which it manages to split both the total capacity requirement and the total power requirement between the considered stores without greatly increasing either of these requirements beyond that which would apply in the case of a single store. (As already discussed, the economics of the various storage technologies are such that a single such technology almost certainly could not manage the entire residual energy process.)

5.1 Residual energy process

We examine some relevant characteristics of the 37-year hourly *residual energy process* defined above. This is necessary in order to understand how storage might be used to manage it. Figure 1 shows a histogram and autocorrelation function of the hourly process. The mean hourly residual energy (i.e. power) is 20.6 GW, which is 30% of the mean hourly demand of 68.6 GW (corresponding to the assumed 30% overcapacity used to construct the residual energy process.) The minimum and maximum values of the residual energy process are -148 GW and 193 GW. It is the left tail of the distribution of the residual energy which is more significant for storage requirements, as negative residual energy represents demand to be met from storage; thus, for example, if the maximum rate at which the storage may supply energy is less than 148 GW then demand cannot be fully met. However, note the approximately exponential left tail of the distribution of hourly residual energy, so that such extreme negative values of the latter are very rare. Thus, for example, a reliability standard of 500 GWh unserved energy per year, which we use in the examples below (see below for some justification for this seemingly lax reliability standard) could be met by a storage system with a common maximum input/output rate of 85.75 GW provided that this rate was always available and the capacity constraints on the stores were not binding. Observe also that the residual energy autocorrelation function shows both diurnal and weekly variation.

We now examine the residual energy process in terms of the storage of a single type (optimally managed via the simple greedy policy) which might be required to fully balance it. We vary the round-trip efficiency of the store and determine the minimum store dimensions required to *completely* manage the given residual energy process, i.e. reduce unserved energy to zero. For round-trip efficiencies of 1.0 , 0.9 , 0.7 and 0.4 and under the assumption that in each case the store is initially full, the minimum store capacities required are respectively 37.0 TWh, 38.5 TWh, 41.3 TWh and 62.0 TWh. In each case, as noted above, the (maximum) output rate of the store needs to be at least 148 GW and this value would also suffice as a (maximum) input rate of the store. However, as noted above, considerably lower maximum input and output rates are likely to suffice in practice. Figure 2 shows, for a round-trip efficiency of 0.4 , the evolution of the corresponding energy level of the store throughout the 37-year lifetime of the residual energy process, where this is calculated on the assumption that the input and output rates of the stores are effectively unconstrained.

In each of the four cases considered above, the store is dimensioned so that it is effectively unconstrained in both capacity and rate, so that in each case the total unserved energy is zero. The total spilled energies, expressed as a percentage of the total energy demand are 30.0% , 28.5% , 24.1% and 9.3% respectively. These are

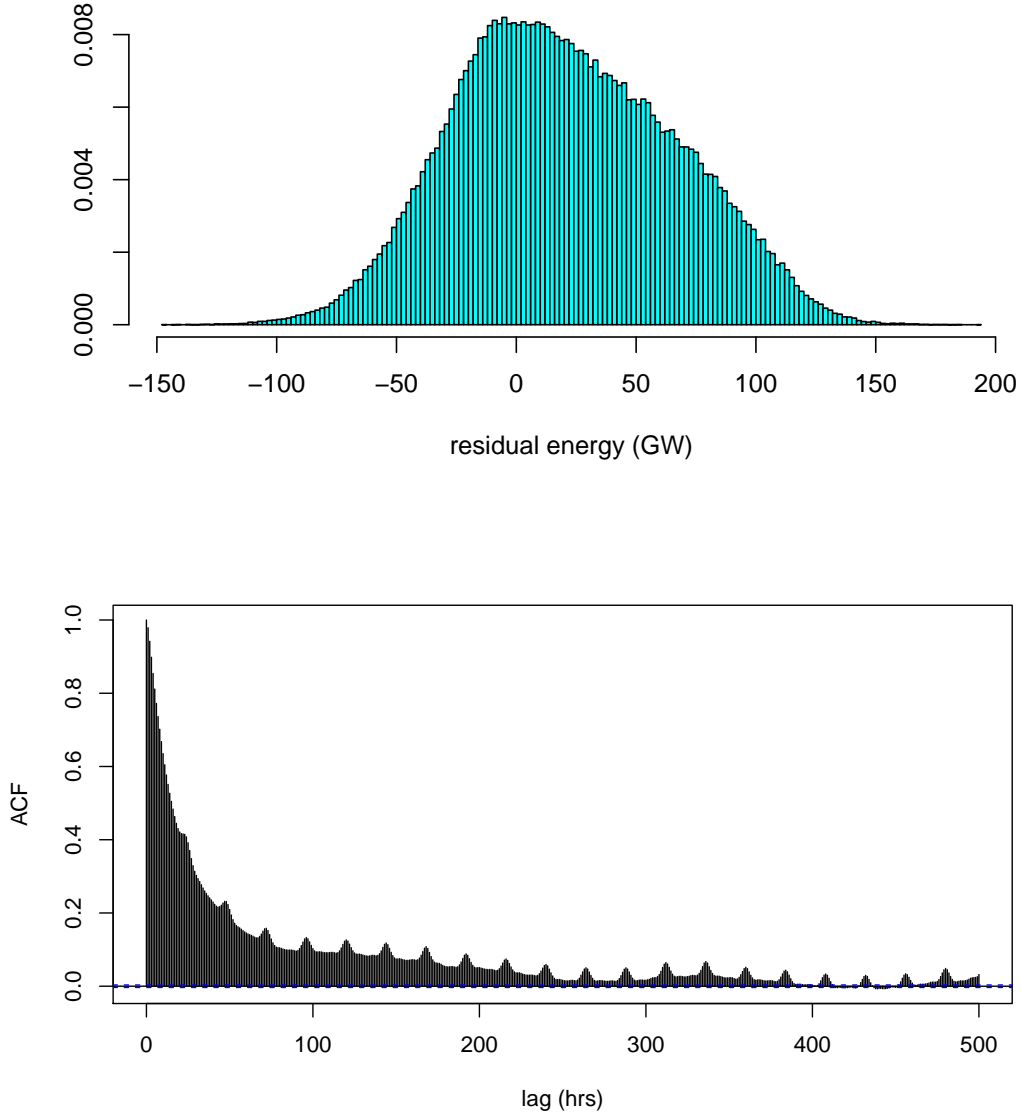


Figure 1: Histogram and autocorrelation function of hourly residual energy (30% overcapacity).

measures of the effective overcapacity in the residual energy process, allowing for the fact that round-trip inefficiency in the store necessarily consumes some of the nominal 30.0% overcapacity so that all demand may be served.

We also consider briefly the nature of the *diurnal variation* in the residual energy process. We estimate this as that given by the mean residual energy in each of the 24 hours of the day, standardised so as to have overall mean equal to zero. This diurnal variation is thus taken to be completely periodic with a 24-hour period. A store of round-trip efficiency 1.0, dimensioned so as to be capable of completely managing—without any unserved energy—this diurnal variation process would require a capacity of 45.5 GWh, a (maximum) discharge rate of 9.6 GW (occurring during the period of evening peak demand) and a (maximum) charge rate of 10.1 GW (occurring in the middle of the day when solar generation is at its maximum). What is of particular

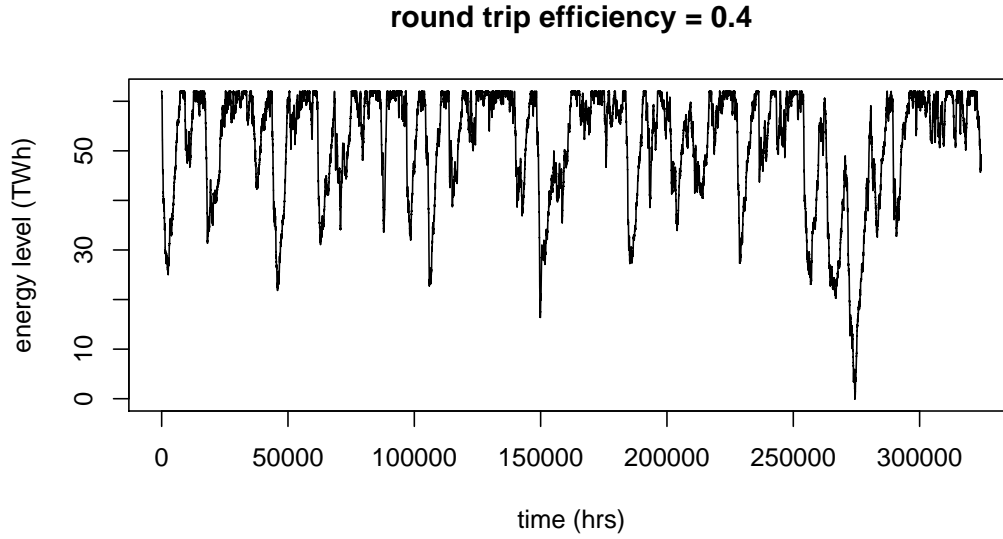


Figure 2: Energy level process for a single store with a round-trip efficiency of 0.4 with unconstrained input and output rates.

note is that the above capacity requirement is several orders of magnitude less than that of the total storage required to manage the long-term residual energy process. We use the above dimensions to suggest approximate dimensions for the *short* store considered below—though we then find that that *short* store may then be very much more efficiently *scheduled* than would be the case if it were simply used to manage the diurnal variation as above.

5.2 Scheduling and dimensioning of multiple stores

The major economic costs are those of the *long* and *medium* stores. We study first the dimensioning and scheduling of these, and also use this study to examine the success of our proposed approach to scheduling. The *short* store may be regarded as providing a significant contribution to the ability of storage to provide energy when needed at a sufficient *rate* without requiring very much in the way of capacity. That it can do so is a consequence of the fact that, as discussed above, there is substantial diurnal variation in the energy requirement from storage. However, the way in which the *short* store may best be used to achieve this may not be obvious: on the one hand, its greater round-trip efficiency suggests that it should be used first and cycle frequently (as suggested by the GRTEF algorithm introduced in Section 3.2); on the other hand, it is the case that for *most* of the time the *long* and *medium* stores are able on their own to supply energy at the rate at which it is required, and the relatively very small capacity of the *short* store suggests that it should, as far as possible, be kept close to full, so that when it *is* required so that energy may be supplied at the necessary rate, it is then able to do so for as long as possible (as suggested by the GGDDF algorithm of Section 3.2). Our value-function based scheduling algorithm is designed to address this dichotomy, and we examine below its success in doing so.

Storage is dimensioned so as to manage the residual energy process to a desired reliability standard—typically a maximum acceptable level of unserved energy. This could, in principle, be such that the current GB reliability standard (re-expressed in terms of expected unserved energy) is achieved by the use of storage alone. However, in practice various forms of demand management may be available to assist in covering periods of shortfall, as well as supply from other systems via interconnectors. This is a matter of the overall economics of such possibilities. Thus in the present analysis, which is intended to be illustrative and where we are only considering the contribution of storage, we may be prepared to allow greater values of unserved energy than would be desirable if no assistance from other means of balancing were possible. Specifically, we allow the possibility of unserved energy of up to 500 GWh per year. Recall that the total energy demand to be served is 600 TWh per year, so that, given the availability of both interconnectors and demand response, such a level of unserved energy from storage may not be unreasonable. However, the approach below remains effective regardless of the precise reliability standard chosen.

The examples below are chosen to be sufficient to illustrate a general method of proceeding. In each of these examples, and for each store i , we choose its (maximum) input rate Q_i and its (maximum) output rate P_i (as defined in (3)) to be equal. Given the overcapacity in the residual energy process, it is the parameter P_i which is likely to be the more critical for dimensioning purposes.

Thus, given the residual energy process to be managed, our approach is to first consider how this might best be done by appropriately dimensioning and scheduling the *long* and *medium* stores alone. We subsequently consider how the *short* store might best be dimensioned and used to reduce the rate requirements on the former two stores, by considering the simultaneous scheduling of all three storage types. In principle some iteration of the above process might then be required; however, this seems unnecessary for present purposes.

The relative dimensions of the *long* and *medium* stores—given by (E_l, P_l) and (E_m, P_m) respectively—depend on their relative economics. Given any three of the above four parameters, we might consider the set of values of the fourth such that the required reliability standard is met; if this set is nonempty—i.e. the reliability standard can be met when the latter parameter is taken to be sufficiently large—we may choose this fourth parameter to be its minimum value within this set. Some general constraints are worth noting. Clearly both the total rate and the total capacity of the *long* and *medium* stores must be sufficient to manage the given residual energy process to the required standard. More subtly, a specification of the rate parameter of one of the stores imposes a constraint on the total contribution of that store to serving the given residual energy process (no matter how large the capacity of that store) and hence places constraints on both the rate and capacity of the other store.

In each of the examples below we fix the rate P_l of the *long* store, and the capacity E_m of the *medium* store—these values of these two parameters being of particular concern (see [14]). As noted above, given either of these two parameters, there is then a minimum value of the other—no matter how large the remaining two parameters. There is then a trade-off between the remaining two parameters P_m and E_l . Finally, we introduce the *short* store, dimensioned as suggested previously, and we examine the extent to which it is successful in reducing the rate (power) requirement

for the other two stores.

In each case we *schedule* storage using value function derivatives $v_i^t(s)$ as described in Section 3.3. As argued there this approach is theoretically optimal for the correct choice of the value functions $V^t(s)$. For the reasons discussed in Section 3.3, we take these functions to be as given by (11) and, again for the reasons discussed in that section, we generally assume these functions to be independent of time t , so that the parameters λ_i^t are given by $\lambda_i^t = \lambda_i$ for each of the three storage types i . (However, as noted below, some dependence on time t may occasionally be helpful.) As previously argued, and as may be verified in the present examples, the choice of these parameters is reasonably robust against variation of their ratio, while—again at least in the present examples—their absolute values control primarily the amount of cross-charging which is allowed to take place. Performance bounds may then be used to provide some insight into the optimality of the scheduling algorithm used.

Recall that the *short*, *medium*, and *long* stores are assumed to have round-trip efficiencies of 0.9, 0.7 and 0.4 respectively. In each example below we take the stores to be initially full. However, the assumed capacities of the stores are small in relation to the total volumes of energy they serve over the time period studied. In Examples 1 and 2 below, where the generation overcapacity has the default 30% value discussed above, all stores fill rapidly regardless of their initial energy levels, and these levels are independent of their initial values by the end of the first year of the 37-year period considered. In Example 3 the generation overcapacity is reduced to 15% and a considerably longer period of time is required before store energy levels are independent of their initial values. However, this does not affect the general conclusions of that example.

Example 1. We take the maximum input/output *rate* of the *long* store to be given by $P_l = 40$ GW. On account of the low round-trip efficiency of the *long* store, this is perhaps at the upper end of the range of values which might be considered for this parameter. We take the *capacity* of the *medium* store to be given by $E_m = 4.2$ TWh. Given the need to meet the required reliability standard, some numerical experimentation shows this to be approximately the minimum value of E_m which is possible given the above value of P_l . This is because, as noted above, the choice of P_l places an upper bound on the possible contribution of the *long* store. In order to (just) meet the required reliability standard, some very modest trade-off is now possible between the capacity E_l of the *long* store and the rate P_m of the *medium* store. We take these to be given $E_l = 50.0$ TWh and by $P_m = 70$ GW. (Thus the combined rate of the two stores is given by $P_l + P_m = 110$ GW, which is somewhat larger than the value of 85.75 GW which it was noted in Section 5.1 would be required by a single store of unlimited capacity and perfect round-trip efficiency—again in order to meet the given reliability standard.)

We thus obtain a system given by $E_l = 50.0$ TWh, $P_l = 40$ GW and $E_m = 4.2$ TWh, $P_m = 70$ GW. The two stores are scheduled as described above, with the parameters λ_i associated with the *long* and *medium* stores being given respectively by $\lambda_l = 0.001$ per MWh and $\lambda_m = 0.006$ per MWh, the solution found being reasonably robust against modest variation of these parameters. The corresponding unserved energy is 499 GWh per year. Figure 3 shows the cumulative unserved energy over the 37-year period considered. The figure also plots the lower bound to this process, over all possible control strategies, given by the capacity-relaxation

bound considered in Section 4—with the lower capacity constraint on the *long* store relaxed. (Recall that the optimal control policy for this relaxed system is straightforward.) Thus, for this relaxed process, the cumulative unserved energy to each successive point in time represents a lower bound on the unserved energy to the same point in time which may be achieved by the original system, regardless of how it is controlled. It is seen that the process of cumulative unserved energy under the present value-function based algorithm coincides almost precisely with the lower bound to this process provided by the capacity-relaxation algorithm—the traces corresponding to the two processes are essentially overlaid in Figure 3—so that the present value-function based algorithm is in fact scheduling the stores as close to optimality as makes no difference. (What is happening in this example is that the capacity E_l of the *long* store is sufficiently large that the scheduling policy found by the capacity-relaxation algorithm is almost entirely feasible, and hence optimal, for the original unrelaxed system. Further, the—entirely feasible—scheduling policy which is found by the present value-function based algorithm is almost entirely coincident with that found by the capacity-relaxation policy.) Under the value-function based algorithm, the *long* store comes close to being empty only on one occasion—of a few hours duration—during the entire 37-year “observation” period, and unserved-energy events generally occur as a result of the *medium* store emptying and the *long* store then being unable to supply energy at a sufficient rate.

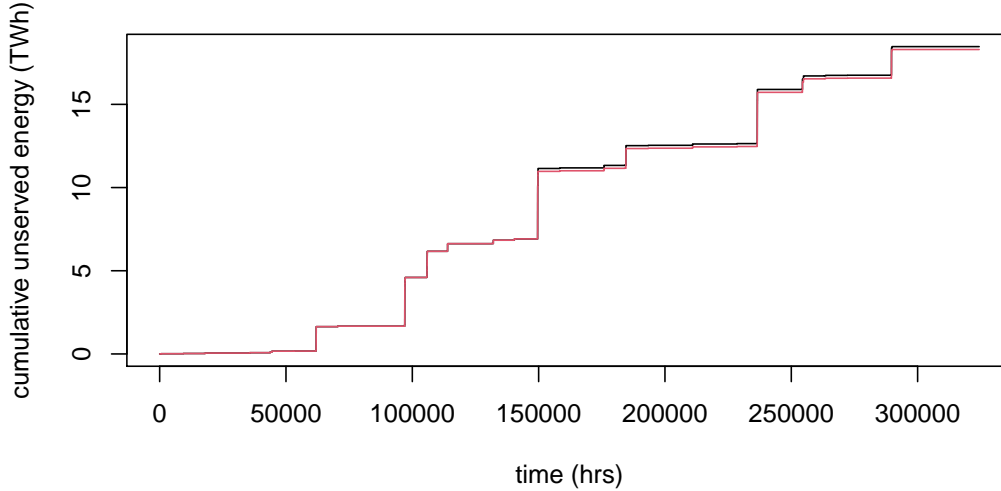


Figure 3: Example 1: $E_l = 50$ TWh, $P_l = 40$ GW, $E_m = 4.2$ TWh, $P_m = 70$ GW: cumulative unserved energy for original system (black) and capacity-relaxed lower-bounding system (red).

We now add the *short* store to the storage system. This is dimensioned to have capacity $E_s = 50$ GWh and maximum input/output rate $P_s = 10$ GW, as suggested in Section 5.1. Note that the chosen capacity of this *short* store is several orders of magnitude less than the capacities of the *long* and *medium* stores. In order to maintain same total capacity in the system—for comparison purposes—the capacity of *medium* store is reduced to $E_m = 4.15$ TWh. The dimensions of the *long* store are left unchanged. The three stores are again scheduled using the value-function based

algorithm as given by (11), with the parameters λ_i associated with the *long*, *medium* and *short* stores being given respectively by $\lambda_l = 0.001$ per MWh, $\lambda_m = 0.006$ per MWh and $\lambda_s = 0.050$ per MWh. We find that with the addition of the *short* store with 10 GW input/output rate, the input/output rate of *medium* store may be reduced from 70 GW to 62 GW while maintaining the same reliability standard of 500 GWh per year. Thus, since the purpose of the *short* store is to reduce the rate requirement on the *medium* (or *long*) stores, the *short* store appears also to be efficiently scheduled and to be effective in achieving this purpose. The process of unserved energy is essentially identical with that obtained previously.

It is worth examining how the three stores are in fact being used. Figure 4 considers the period from half-way through the 17th year to half-way through the 18th year of the 37-year “observation” period—it is close to the start of the 18th year that there occurs the greatest single failure to meet demand. The upper panel plots the levels of energy in each of the three stores over this time period, while the lower panel plots the corresponding cumulative unserved energy. It is seen that during the first half of the plotted period all three stores remain close to full. This is generally true for most of the 37-year “observation” period. The *short* store in particular is nearly always completely full—in an attempt to keep the stores balanced with respect to their residual discharge times (see Section 3), and in general the *short* store only discharges when it needs to in order that demand may be served at the required rate, and it then refills again as fast as possible. This is despite its greater round-trip efficiency. Thus the charging and discharging of the *short* store in general does not follow the cycle of diurnal variation in the residual energy process—being more efficiently used as above. However, all three stores empty during the “crisis” period at around 149800–150000 hours during which there is approximately 4 TWh of unserved energy.

Example 2. In a more testing instance of the use of the value-function based algorithm, we retain the maximum input/output rate $P_l = 40$ GW of the *long* store, but now increase the capacity of *medium* store to $E_m = 5.0$ TWh, and examine the extent to which the capacity E_l of the *long* store may be correspondingly reduced. Again proceeding as outlined earlier, we find that, in order to meet the required reliability standard, the corresponding capacity of the *long* store needs to be at least $E_l = 33.5$ TWh, and, if E_l is taken to be this value, the rate of the *medium* store again needs to be at least $P_m = 70$ GW. The two stores are again scheduled using the value-function based scheduling algorithm, with the parameters λ_i associated with the *long* and *medium* stores now being increased (for a very slight performance improvement) to $\lambda_l = 0.002$ per MWh and $\lambda_m = 0.012$ per MWh. The corresponding unserved energy is 499 GWh per year. In comparison with Example 1, it is noteworthy that a modest increase in the capacity of the *medium* store permits such a large reduction in the capacity of the *long* store.

Figure 5 shows the cumulative unserved energy over the 37-year period considered. The figure again also plots the lower bound to this process, over all possible control strategies, given by the capacity-relaxation bound of Section 4—again with the lower capacity constraint on the *long* store relaxed. (The other performance bounds considered in that section are not as effective here. However, under some mild variation of the parameters, it turns out the lower bound provided by the *shared-store relaxation* defined in Section 4 is tighter during the single period of greatest un-

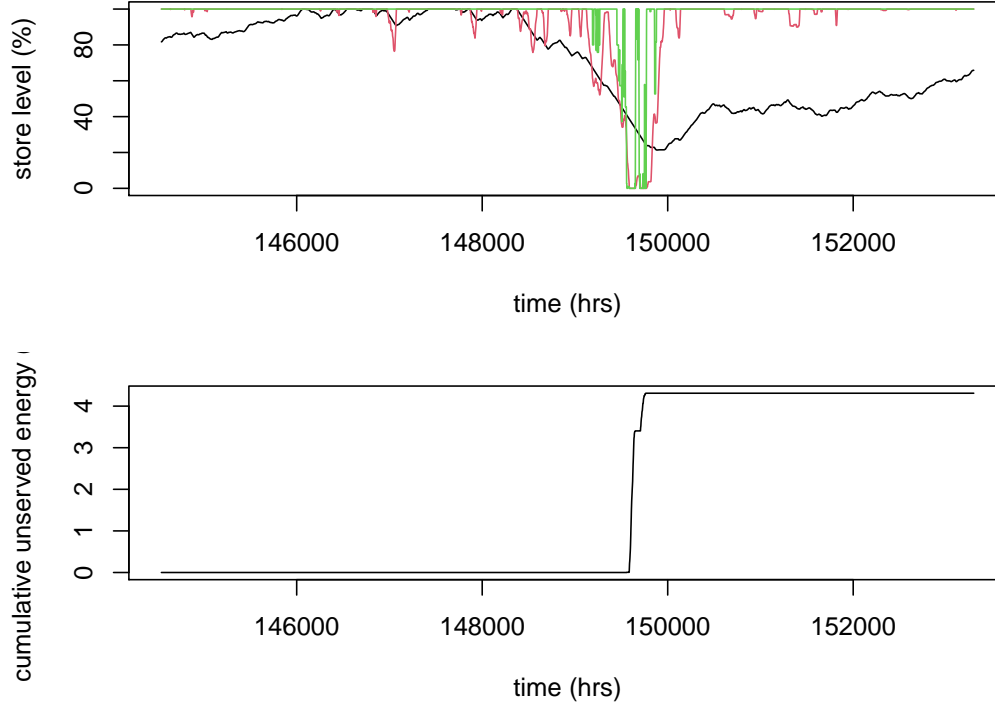


Figure 4: Example 1: period from half-way through 17th year to half-way through 18th year: the upper panel plots the levels of energy in the *long* store (black), the *medium* store (red), and the *short* store (green), in each case as a percentage of the store capacity. The lower panel plots the corresponding unserved energy.

served energy at around 150,000 hours, so that an appropriately constructed *hybrid relaxation* is most effective over the entire time period.) The capacity-relaxation bound is here not as tight as in Example 1. Nevertheless the original (unrelaxed) system appears to be very close to being optimally controlled throughout most of the 37-year duration of the residual energy process, although there are a small number of very short periods—each of around 100-200 hours duration—during each of which more energy is unserved in the original system, as here controlled, than the corresponding unserved energy under the above relaxed system.

In the present example, failures to serve energy are generally the result of the *medium* store emptying, and then the *long* store being unable to serve energy at the required rate. However, there are two very short time periods (just before 150,000 hours and 275,000 hours), each of a few hours duration, when both stores are empty and during which there is then unserved energy. We consider whether, in each case, this failure to serve energy might have been avoided by different management of the stores in the period immediately preceding and including the shortfall. Cross-charging in particular is wasteful of total stored energy, but helps to manage rate constraints. If the stores are managed as above, but cross-charging is switched off throughout each of the 3000-hour long time periods immediately preceding 150,000 hours and 275,000 hours, there is a reduction in unserved energy of 0.68 TWh during the first of the above periods but no reduction in unserved energy during the second. Figure 5 plots also the modified unserved energy process. We also remark that if cross-charging is switched off throughout the entire 37-year observation period, the

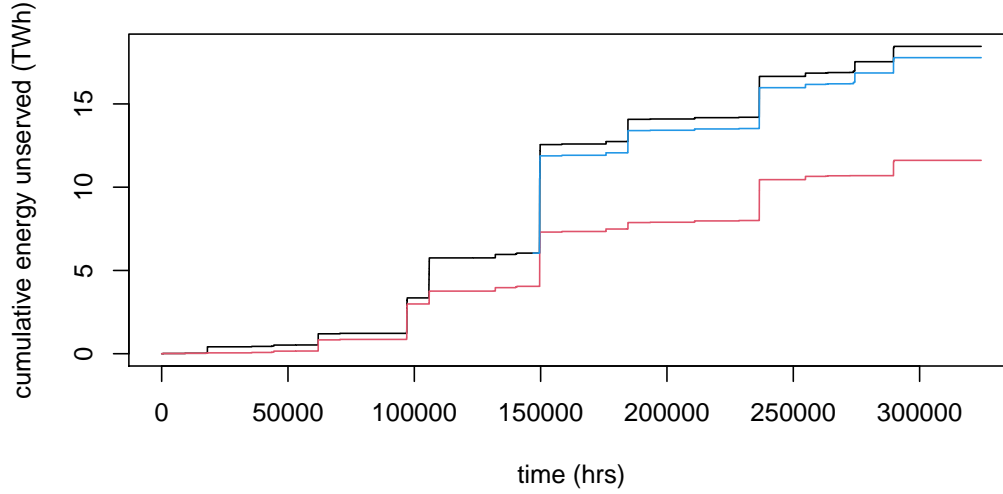


Figure 5: Example 2: $E_l = 33.5$ TWh, $P_l = 40$ GW, $E_m = 5$ TWh, $P_m = 70$ GW: cumulative unserved energy for original system (black), and capacity-relaxed lower-bounding system (red). The plot also shows cumulative unserved energy (cyan) for the original system when cross-charging is switched off throughout the time-intervals $[147001, 150000]$ and $[272001, 275000]$.

total unserved energy jumps from 18.5 TWh to 25.9 TWh, so that cross-charging is generally (modestly) beneficial.

Recall that the degree of cross-charging can be controlled more carefully through the choice of value function. The value-function approach is theoretically optimal, but in reality the value function might be expected to vary through time, reflecting a time-varying stochastic description of the future residual-energy process. Such stochastic descriptions are extremely difficult to provide, and we have argued that simpler policies—in which an appropriately chosen value function is constant through time—should generally work well. However, if there is forecast a substantial period of renewable generation shortfall, then it may well make sense to modify the scheduling policy so as to maximally conserve energy.

We now add the *short* store to the system, dimensioned as in Example 1, i.e. with $E_s = 50$ GWh and $P_s = 10$ GW. Again so as to maintain the same total capacity in the system, we reduce the capacity of *medium* store to $E_m = 4.95$ TWh. The dimensions of the *long* store are maintained at $E_l = 33.5$ TWh and $P_l = 40$ GW. The stores are scheduled as usual via the value-function based algorithm with the parameters in (11) being given by $\lambda_l = 0.002$ per MWh, $\lambda_m = 0.010$ per MWh as previously, and $\lambda_s = 0.012$ per MWh. We find that with the addition of the *short* store with 10 GW rate, the rate of the *medium* store may be reduced from 70 GW to 61 GW while maintaining same reliability standard of 500 GWh per year (see the discussion of Section 1). Thus, as in Example 1, the *short* store again appears also to be efficiently scheduled. The process of unserved energy is essentially identical with that obtained prior to the introduction of the *short* store and the redimensioning of the *medium* store. The pattern of usage of the three stores is very much as in

Example 1, with the *short* store in particular being kept as close to full as possible, both during periods of residual energy surplus and of residual energy shortfall. This is again consistent with the scheduling algorithm attempting to keep the stores as balanced as possible with respect to their residual discharge times.

The above two examples are intended to be illustrative. Both examples take $P_l = 40$ GW and considered some possibilities for the remaining parameters. There are of course many other possibilities. Thus if, for example, P_l is reduced from the above value, then there is a reduction in the usefulness of the *long* store (including in terms of its ability to provide capacity) and considerably more is then required from the other two stores, both in rate and in capacity, in order to meet the required reliability standard.

In Example 3 below we consider the effect of reducing the level of *overcapacity* in the generation process.

Example 3. In this example we rescale the 37-year process of renewable generation so as to reduce its mean from 780 TWh per year to 690 TWh per year. This reduces the level of generation overcapacity from 30% to 15% of the annual demand of 600 TWh per year. We are interested in the effect of this reduction on the required storage capacity (storage rates are unlikely to be significantly affected) and on the way in which the stores are optimally scheduled.

We again take the (maximum) input/output *rate* of the *long* store to be given by $P_l = 40$ GW. As in the earlier examples and in order to meet the given reliability standard, this places an upper bound on the possible contribution of the *long* store—no matter how large its capacity—and hence places minimum *total* capacity and rate requirements on the *medium* and *short* stores. These are now approximately 10 TWh and 70 GW respectively. We take the capacity and rate of the *short* store to be 50 GWh and 10 GW, matching the diurnal variation process as in the earlier examples, and we take the capacity and rate of the *medium* store to be 10 TWh and 62 GW. Thus, given the assumed rate $P_l = 40$ GW of the *long* store, the *medium* and *short* stores are close to minimally dimensioned. Then, finally, in order to meet the reliability standard, we need to take the capacity of the *long* store to be 89.0 TWh. The three stores are thus dimensioned with a rationale similar to that of Example 1. However, the reduction in the level of overcapacity in the generation process means that the capacities of the *long* and *medium* stores are each very approximately doubled.

The stores are again scheduled using the value-function based algorithm, with the parameters λ_i^t in (11) being given by $\lambda_i^t = \lambda_i$ for all t and for all $i \in S$; unserved energy over the 37-year period is approximately minimised by taking $\lambda_l = 0.0006$ per MWh, $\lambda_m = 0.008$ per MWh and $\lambda_s = 0.012$ per MWh, respectively for the *long*, *medium*, and *short* stores, with the resulting level of unserved energy just matching the assumed reliability standard of 500 GW per year. Figure 6 is to be compared with Figure 4 for Example 1. It again considers the “crisis” period from half-way through the 17th year to half-way through the 18th year of the 37-year “observation” period, with the upper panel plotting the levels of energy in each of the three stores over this time period, and the lower panel plotting the corresponding cumulative unserved energy. What is now observed is that, in comparison to the earlier Example 1, the *long* store is less actively used, while the *medium* store is much

more actively used—as is necessary given their relative round-trip efficiencies and the lower level of overcapacity available for managing round-trip inefficiency. The *short* store, despite its high round-trip efficiency, continues to remain full, except only at those times when it is needed in order that demand may be served at the required rate. This is again appropriate to the fact that its capacity is two to three orders of magnitude less than that of the *long* and *medium* stores, so that there is a need to maximally conserve energy within that store in order that it can play the above rate-support role for as long as possible.

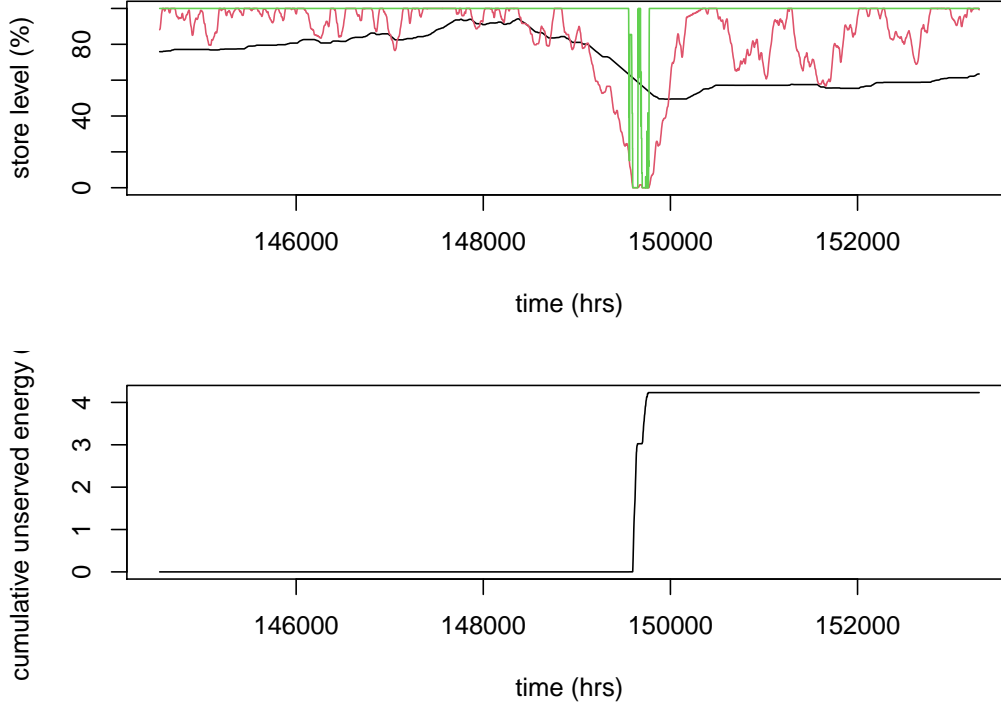


Figure 6: Example 3: period from half-way through 17th year to half-way through 18th year: the upper panel plots the levels of energy in the *long* store (black), the *medium* store (red), and the *short* store (green), in each case as a percentage of the store capacity. The lower panel plots the corresponding unserved energy.

Finally, in Example 4 we consider briefly whether such heterogeneous storage continues to be effective in the presence of a much more demanding reliability standard, so that storage alone is required to almost completely balance the residual energy process.

Example 4. We return to our base case in which there is 30% overcapacity in the renewable generation process. A single store with a rate (power) of 134 GW and sufficient capacity would be able to manage the entire 37-year residual energy process considered here with total unserved energy of 1.55 GWh per year—somewhat less than the 2 to 3 GWh per year which might be expected under the current GB reliability standard—see [22]. To do this, the *long* store, with its round-trip efficiency of 0.4, would on its own require a capacity of 62 TWh. We find that essentially the same reliability standard can be jointly achieved by the three stores of this section with the dimensions of the *long* store being given by $E_l = 42$ TWh, $P_l = 60$ GW,

those of the *medium* store being given by $E_m = 4$ TWh, $P_m = 60$ GW, and those of the *short* store being given by $E_s = 0.1$ TWh, $P_s = 20$ GW. The three stores are scheduled as usual using the value-function based algorithm as given by (11), with the parameters λ_i associated with the *long*, *medium* and *short* stores being given respectively by $\lambda_l = 0.0027$ per MWh, $\lambda_m = 0.0076$ per MWh and $\lambda_s = 0.0100$ per MWh, and the resulting unserved energy is 1.61 GWh per year. It is noteworthy that the total power requirement of 140 GW is only slightly larger than the 134 GW which would be required by an (economically unrealistic) single store. Analogously to the top panel of Figure 4, Figure 7 considers the period from half-way through the 17th year to half-way through the 18th year of the 37-year observation period, and plots the varying levels of energy in each of the three stores. (Approximately 75% of the total 37-year unserved energy in this example occurs during the same “crisis” period—close to the start of year 18—identified in Example 1.) As in the earlier example, the *short* store in particular remains full at almost all times, only being used when its power is required to supplement that of the *long* and *medium* stores.

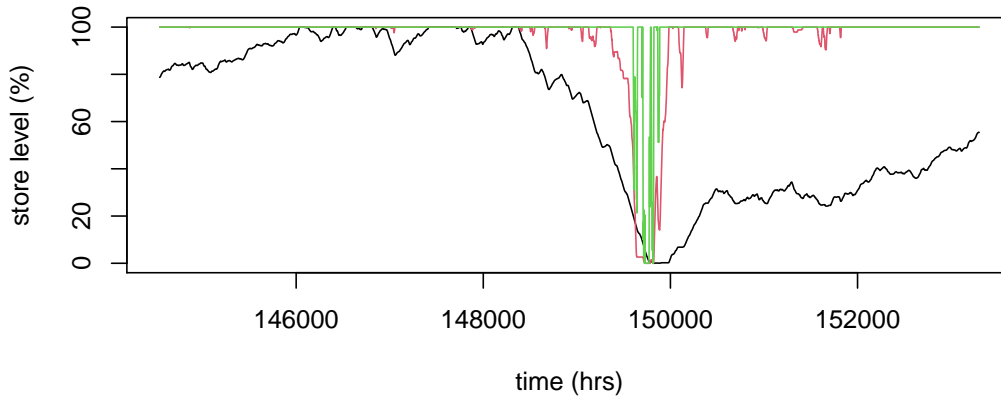


Figure 7: Example 4: period from half-way through 17th year to half-way through 18th year: Levels of energy in the *long* store (black), the *medium* store (red), and the *short* store (green), in each case as a percentage of the store capacity.

6 Conclusions

Future electricity systems may well require extremely high volumes of energy storage with a mixture of storage technologies. This paper has studied the societal problems of scheduling and dimensioning such storage, with the scheduling objective of minimising total unserved energy over time, and the dimensioning objective of doing as economically as possible. We have identified properties of optimal scheduling policies and have argued that a value-function based approach is theoretically optimal. We have shown that the optimal scheduling problem to be solved at each successive point in time reduces, to a good approximation, to a linear programme with a particularly simple solution. We have developed performance bounds which

assist in assessing the effectiveness of given scheduling policies.

We have been particularly concerned to develop scheduling policies which are robust and in which the decisions to be made at each successive point in time do not depend on the prediction of future energy supply and demand. We have provided theoretical arguments as to why such policies should often be close to optimal, and we have demonstrated their success in practical application. However, there are very occasional situations in which a forecast of, for example, a prolonged energy drought would make it sensible to modify scheduling policies so as to maximally conserve energy.

We have considered the practical application of the above theory to future GB energy storage needs, and shown, very informally, how it may be used for the dimensioning of heterogeneous storage requirements. (The technologies involved are still undergoing rapid development, and a more formal approach to dimensioning would require more accurate information about future storage costs.) One particular lesson is that, while the dimensions of particular storage technologies may be suggested by the levels of supply-demand variation on the timescales for which those technologies are optimal, multiple technologies are nevertheless most effectively managed jointly. Notably, the short-term (typically battery) storage with high round-trip efficiency and low input-output costs, which is necessary in order to manage diurnal variation in the electricity supply-demand balance, is nevertheless often most effectively used by keeping it generally full and only using it when it is necessary to support total rate requirements.

A problem which we have not considered is that of how to effect such storage dimensioning and management within a marketplace environment in which storage is privately owned and operated by players each seeking to optimise their own returns. It seems likely that, under such circumstances, the effective use of storage would require management over extended periods of time by the electricity system operator and that contractual arrangements would have to be such as to make this possible. Notably, in the GB examples of Section 5, the short-term storage was optimally kept full at all times, except only on the rare occasions when its power was required to supplement that of the longer-term storage. Thus this storage played a role analogous to that of peaking generation plant. In a very uncertain future energy climate, such storage would probably require to be incentivised through capacity payments and to be contracted to hold its capabilities in reserve against such rare events when its contribution became essential (see[22] for how this might be done).

Acknowledgements

The author would like to thank the Isaac Newton Institute for Mathematical Sciences for support during the programme Mathematics of Energy Systems (<https://www.newton.ac.uk/event/mes/>), when early work on this paper was undertaken. The author is grateful to Tony Roulstone and Paul Cosgrove of the University of Cambridge for many helpful discussions on GB storage needs and for making available all the data used in the analysis of this paper. He is also grateful to many other colleagues, notably Simon Tindemans of Delft University of Technology and James Cruise, for wider discussions on the management of energy storage.

References

- [1] D. Bertsekas. *Dynamic Programming and Optimal Control: Volume I*. Athena scientific optimization and computation series v. 1. Athena Scientific, 2012. ISBN: 9781886529434. URL: <https://books.google.co.uk/books?id=qVBEEAAAQBAJ>.
- [2] J. R. Cruise and S. Zachary. *Optimal scheduling of energy storage resources*. <http://arxiv.org/abs/1808.05901>. 2018.
- [3] J. R. Cruise and S. Zachary. “The optimal control of storage for arbitrage and buffering, with energy applications”. In: *Renewable Energy: Forecasting and Risk Management*. Springer, 2018, pp. 209–227. DOI: [10.1007/978-3-319-99052-1_11](https://doi.org/10.1007/978-3-319-99052-1_11).
- [4] P. Denholm et al. *The role of energy storage with renewable electricity generation*. Tech. rep. NREL/TP-6A2-47187. National Renewable Energy Laboratory, 2010.
- [5] R. Durrett. *Probability: Theory and Examples*. Cambridge Series in Statistical and Probabilistic Mathematics. Cambridge University Press, 2019. URL: <https://books.google.co.uk/books?id=vESPDwAAQBAJ>.
- [6] G. Edwards et al. “Assessing the contribution of nightly rechargeable grid-scale storage to generation capacity adequacy”. In: *Sustainable Energy, Grids and Networks* 12 (2017), pp. 69–81. DOI: [10.1016/J.SEGAN.2017.09.005](https://doi.org/10.1016/J.SEGAN.2017.09.005).
- [7] M. Evans, S. H. Tindemans, and D. Angeli. “Robustly Maximal Utilisation of Energy-Constrained Distributed Resources”. In: *2018 Power Systems Computation Conference (PSCC)*. 2018, pp. 1–7. DOI: [10.23919/PSCC.2018.8443058](https://doi.org/10.23919/PSCC.2018.8443058).
- [8] N. G. Gast, D. C. Tomozei, and J-Y. Le Boudec. “Optimal storage policies with wind forecast uncertainties”. In: *Greenmetrics 2012*. Imperial College, London, UK. 2012. DOI: [10.1145/2425248.2425255](https://doi.org/10.1145/2425248.2425255).
- [9] A. S. M. Khan et al. “How do demand response and electrical energy storage affect (the need for) a capacity market?”. In: *Applied Energy* 214 (2018), pp. 39–62. DOI: [10.1016/j.apenergy.2018.01.057](https://doi.org/10.1016/j.apenergy.2018.01.057).
- [10] P. Nash and R. Weber. *A simple optimizing model for reservoir control*. Tech. rep. Cambridge: University of Cambridge, 1978.
- [11] National Grid plc. *Electricity Capacity Report*. Accessed 22 March 2020. 2018. URL: <https://www.emrdeliverybody.com/Capacity%20Markets%20Document%20Library/Electricity%20Capacity%20Report%202018.pdf>.
- [12] D. M. Newbery et al. “Benefits of an Integrated European Energy Market: Final Report for DG ENER”. 2013. URL: https://ec.europa.eu/energy/sites/ener/files/documents/20130902_energy_integration_benefits.pdf.
- [13] D. Pudjianto et al. “Whole-systems assessment of the value of energy storage in low-carbon electricity systems”. In: *IEEE Transactions on Smart Grid* 5 (2014), pp. 1098–1109. DOI: [10.1109/TSG.2013.2282039](https://doi.org/10.1109/TSG.2013.2282039).

- [14] T. Roulstone and P. Cosgrove. “Working Paper – UK Multi-year Energy Storage Systems Cost Investigation”. 2021. DOI: [10.13140/RG.2.2.34054.29766](https://doi.org/10.13140/RG.2.2.34054.29766).
- [15] R. Sioshansi, S. H. Madaeni, and P. Denholm. “A Dynamic Programming Approach to Estimate the Capacity Value of Energy Storage”. In: *IEEE Transactions on Power Systems* 29.1 (2014), pp. 395–403. DOI: [10.1109/TPWRS.2013.2279839](https://doi.org/10.1109/TPWRS.2013.2279839).
- [16] R. Sioshansi et al. “Estimating the value of electricity storage in PJM: Arbitrage and some welfare effects”. In: *Energy Economics* 31.2 (2009), pp. 269–277. DOI: [10.1016/j.eneco.2008.10.005](https://doi.org/10.1016/j.eneco.2008.10.005).
- [17] I. Staffell and S. Pfenninger. “Using bias-corrected reanalysis to simulate current and future wind power output”. In: *Energy* 114 (2016), pp. 1224–1239. DOI: [10.1016/j.energy.2016.08.068](https://doi.org/10.1016/j.energy.2016.08.068).
- [18] G. Strbac et al. *Strategic Assessment of the Role and Value of Energy Storage Systems in the UK Low Carbon Energy Future*. 2012. URL: <https://www.carbontrust.com/resources/energy-storage-systems-in-the-uk-low-carbon-energy-future-strategic-assessment>.
- [19] UK Committee on Climate Change. *Net Zero – The UK’s contribution to stopping global warming*. 2019. URL: <https://www.theccc.org.uk/publication/net-zero-the-uks-contribution-to-stopping-global-warming/>.
- [20] T. Weitzel and C. H. Glock. “Energy management for stationary electric energy storage systems: A systematic literature review”. In: *European Journal of Operational Research* 264.2 (2018), pp. 582–606. DOI: [10.1016/j.ejor.2017.06.052](https://doi.org/10.1016/j.ejor.2017.06.052).
- [21] P. Whittle. *Optimization Under Constraints: Theory and Applications of Non-linear Programming*. Wiley, 1971.
- [22] S. Zachary, A. Wilson, and C. J. Dent. “The integration of variable generation and storage into electricity capacity markets”. In: *The Energy Journal* 43 (2022). DOI: [10.5547/01956574.43.4.szac](https://doi.org/10.5547/01956574.43.4.szac).
- [23] S. Zachary et al. “Scheduling of energy storage”. In: *Philosophical Transactions of the Royal Society A* 397 (2021). DOI: [10.1098/rsta.2019.0435](https://doi.org/10.1098/rsta.2019.0435).
- [24] Y. Zhou, P. Mancarella, and J. Mutale. “Modelling and assessment of the contribution of demand response and electrical energy storage to adequacy of supply”. In: *Sustainable Energy, Grids and Networks* 3 (2015), pp. 12–23. DOI: [10.1016/j.segan.2015.06.001](https://doi.org/10.1016/j.segan.2015.06.001).

Appendix: proofs

Proof of Proposition 1. Consider any feasible policy (satisfying (1)–(7)) for the management of the stores. As usual, let $r(t)$ be the vector of rates at which the energy levels of the stores are increased at each time t , and let $s(t)$ be the vector of the resulting levels of the stores at (the end of) time t . We show how to modify this policy to obtain a greedy (feasible) policy which serves at least as much energy to each successive time t . The modified policy is defined, at each time t , by rates $\hat{r}(t) = (\hat{r}_i(t), i \in S)$, with corresponding store levels $\hat{s}(t) = (\hat{s}_i(t), i \in S)$ (given by (1) with $r(t)$ replaced by $\hat{r}(t)$ and with $\hat{s}(0) = s(0)$) and imbalance $\hat{u}(t)$ given by (4), and is such that, at (the end of) each successive time t ,

$$\hat{u}e(t) - ue(t) \leq \sum_{i \in S} \min(0, \hat{s}_i(t) - s_i(t)) \quad (12)$$

where $ue(t)$ and $\hat{u}e(t)$ are as defined by (8) (in the latter case with $u(t')$ replaced by $\hat{u}(t')$ for each t'), so that $\hat{u}e(t) - ue(t)$ is the difference in the total unserved energy to time t between the modified and original policies. Since the right side of (12) is nonpositive, the left side of (12) is then also nonpositive, and so the first assertion of the proposition follows.

For each time t and for each $i \in S$, define

$$\hat{d}_i(t) = \hat{s}_i(t) - s_i(t); \quad (13)$$

note also that

$$\hat{d}_i(t) = \hat{d}_i(t-1) + \hat{r}_i(t) - r_i(t). \quad (14)$$

The modified policy is defined and the result (12) is proved inductively. Thus we assume that (12) holds with t replaced by $t-1$ (trivially (12) holds with $t=0$). Note that, between times $t-1$ and t , the right side of (12) increases by $\sum_{i \in S} \hat{a}_i(t)$ where

$$\hat{a}_i(t) = \min(0, \hat{d}_i(t)) - \min(0, \hat{d}_i(t-1)). \quad (15)$$

Let $S_- = \{i \in S : r_i(t) < 0\}$ and let $S_+ = \{i \in S : r_i(t) \geq 0\}$. Define a vector of *truncated* rates $\bar{r}(t) = (\bar{r}_i(t), i \in S)$ to be as close to the rates $r(t)$ as possible subject to the constraints (2) and (3), i.e. for each $i \in S$,

$$\bar{r}_i(t) = \begin{cases} \max(r_i(t), -\hat{s}_i(t-1)), & i \in S_-, \\ \min(r_i(t), E_i - \hat{s}_i(t-1)), & i \in S_+. \end{cases} \quad (16)$$

Since, for each $i \in S$, the sign of $\bar{r}_i(t)$ is (weakly) the same as that of $r_i(t)$, the imbalance $\bar{u}(t)$ corresponding to the use of the truncated rates $\bar{r}(t)$ in (4) may be written as

$$\bar{u}(t) = re(t) - \sum_{i \in S_-} \bar{r}_i(t) - \sum_{i \in S_+} \bar{r}_i(t)/\eta_i. \quad (17)$$

However, for some t , this imbalance $\bar{u}(t)$ may fail to satisfy either the condition (6) or the condition (7) (with $\bar{u}(t)$ replacing $u(t)$), so that the truncated rates may not themselves define a feasible policy.

We now require to define the modified rates $\hat{r}(t)$ at the time t (which are obtained by suitable variation of the truncated rates $\bar{r}(t)$), and to show that (12) holds at that time. In doing so we shall require the following result. Suppose that, for given $i \in S$,

$$\hat{r}_i(t) = \bar{r}_i(t). \quad (18)$$

Then

$$\hat{a}_i(t) = \begin{cases} \hat{r}_i(t) - r_i(t), & i \in S_-, \\ 0, & i \in S_+. \end{cases} \quad (19)$$

To show (19), we consider the cases allowed by (16). For $i \in S$ such that $\hat{r}_i(t) = \bar{r}_i(t) = r_i(t)$, the result (19) follows trivially from (14) and (15). Now suppose that (18) holds and that $i \in S_-$ is such that

$$r_i(t) < -\hat{s}_i(t-1). \quad (20)$$

It then follows from (16) that $\hat{r}_i(t) = \bar{r}_i(t) = -\hat{s}_i(t-1)$ and hence, from (1), that $\hat{s}_i(t) = 0$. Hence, from (2) and (13), it further follows that $\hat{d}_i(t) \leq 0$. Since also, again from (16), $\hat{r}_i(t) > r_i(t)$ and so, from (14), $\hat{d}_i(t-1) < \hat{d}_i(t)$, we obtain that, under the conditions (18) and (20),

$$\hat{d}_i(t-1) < \hat{d}_i(t) \leq 0,$$

so that the result (19) again follows from (14) and (15). For $i \in S_+$ such that (18) holds and that $r_i(t) > E_i - \hat{s}_i(t-1)$, an entirely similar argument shows that

$$\hat{d}_i(t-1) > \hat{d}_i(t) \geq 0,$$

so that the result (19) again follows from (14) and (15).

We now consider two cases (each with two subcases) according to the sign of $re(t)$.

1. Suppose first that $re(t) \geq 0$ (so that there is no energy demand from the stores at time t). We show how to define modified feasible rates $\hat{r}(t)$ such that

$$0 \leq \sum_{i \in S} \hat{a}_i(t), \quad (21)$$

so that, as observed above, the right side of (12) increases between time $t-1$ and time t . The condition $re(t) \geq 0$ implies, from (6) that there is no unserved energy at time t under either the original or the modified policy, so that the left side of (12) remains unchanged between time $t-1$ and time t . Thus the required inductive step follows and the result (12) holds at time t as required. We consider two subcases, according to the sign of the imbalance $\bar{u}(t)$ defined by (4) or, equivalently, by (17) for the truncated rates $\bar{r}(t)$.

- (a) Suppose that $\bar{u}(t) \geq 0$ (so that (6) holds with $\bar{u}(t)$ replacing $u(t)$). Define the vector of rates $\hat{r}(t)$ to be any such that

$$\hat{r}_i(t) \geq \bar{r}_i(t) \quad \text{for all } i \in S \quad (22)$$

and the resulting policy is (both feasible and) greedy at time t . (Note that, since the imbalance $\bar{u}(t) \geq 0$, this is possible by gradually increasing the rates $\hat{r}_i(t)$ from initial values given by $\bar{r}_i(t)$, while maintaining feasibility, until the definition of a greedy policy is satisfied. Further, in the special

case $re(t) = 0$ we obtain $\hat{u}(t) = 0$, so that the additional feasibility requirement (7) is also satisfied.) For those $i \in S$ such that the truncated rate $\bar{r}_i(t) \geq r_i(t)$, it follows from (22) that $\hat{r}_i(t) \geq r_i(t)$ and so, from (14), that $\hat{d}_i(t) \geq \hat{d}_i(t-1)$, implying, from (15), that $\hat{a}_i(t) \geq 0$. For those $i \in S$ such that $\bar{r}_i(t) < r_i(t)$, it follows from (16) and (22) that necessarily $i \in S_+$ and that (18) holds, so that $\hat{a}_i(t) = 0$. Thus (21) follows as required.

- (b) Suppose that $\bar{u}(t) < 0$. Since also $re(t) \geq 0$, it follows from the continuity of the imbalance (17) with respect to rate variation that we may define the (feasible and) greedy modified policy $\hat{r}(t) = (\hat{r}_i(t), i \in S)$ to be such that

$$\hat{r}_i(t) = \bar{r}_i(t) = \max(r_i(t), -\hat{s}_i(t-1)) \quad \text{for all } i \in S_-, \quad (23)$$

$$0 \leq \hat{r}_i(t) \leq r_i(t) \quad \text{for all } i \in S_+, \quad (24)$$

and such that the corresponding imbalance $\hat{u}(t)$ —which, since here $\hat{r}_i(t)$ and $r_i(t)$ have the same sign for all $i \in S$, is again given by (17) with each $\bar{r}_i(t)$ replaced by $\hat{r}_i(t)$ —satisfies $\hat{u}(t) = 0$. Then, for all $i \in S$,

$$\hat{a}_i(t) \geq \hat{r}_i(t) - r_i(t). \quad (25)$$

For $i \in S_-$, the result (25) is immediate from (19) and (23). For $i \in S_+$, it follows from (24) that $\hat{r}_i(t) - r_i(t) \leq 0$, so that (25) now follows from (14) and (15).

Now note that, from (23) and (24), $r_i(t) \leq \hat{r}_i(t) \leq 0$ for $i \in S_-$ and $r_i(t) \geq \hat{r}_i(t) \geq 0$ for $i \in S_+$. It thus follows from (4) and (17) that

$$\begin{aligned} u(t) - \hat{u}(t) &= \sum_{i \in S_-} (\hat{r}_i(t) - r_i(t)) + \sum_{i \in S_+} (\hat{r}_i(t) - r_i(t))/\eta_i \\ &\leq \sum_{i \in S} (\hat{r}_i(t) - r_i(t)) \\ &\leq \sum_{i \in S} \hat{a}_i(t), \end{aligned}$$

where the second line in the above display follows from (5) and the final inequality from (25). Since also, from (6), $u(t) \geq 0$ and since here $\hat{u}(t) = 0$, the required result (21) again follows.

2. Now suppose that $re(t) < 0$ (i.e. there is energy demand from the stores at time t). We show how to define modified feasible rates $\hat{r}(t)$ such that

$$u(t) - \hat{u}(t) \leq \sum_{i \in S} \hat{a}_i(t). \quad (26)$$

Since $re(t) < 0$, it follows from (8) that, between time $t-1$ and time t , the left side of (12) increases by the imbalance difference $u(t) - \hat{u}(t)$, while the right side of (12) increases by $\sum_{i \in S} \hat{a}_i(t)$. Thus the required inductive step again follows and the result (12) holds at time t as required. We again consider two subcases, according the sign of the imbalance $\bar{u}(t)$ defined by (4) or, equivalently, by (17) for the truncated rates $\bar{r}(t)$.

- (a) Suppose that $\bar{u}(t) \leq 0$ (so that (7) holds with $\bar{u}(t)$ replacing $u(t)$, and the truncated rates $\bar{r}(t) = (\bar{r}_i(t), i \in S)$ are themselves feasible at time t). Define the vector of rates $\hat{r}(t)$ to be any such that

$$\hat{r}_i(t) \leq \bar{r}_i(t) \quad \text{for all } i \in S \quad (27)$$

and the resulting policy is (both feasible and) greedy at time t . (Note that, since the imbalance $\bar{u}(t) \leq 0$, this is possible by gradually decreasing the rates $\hat{r}(t)$ from initial values given by $\bar{r}(t)$ until the definition of a greedy policy is satisfied.) We show that (as in (25)), for all $i \in S$,

$$\hat{a}_i(t) \geq \hat{r}_i(t) - r_i(t). \quad (28)$$

Suppose that $i \in S$ is such that $\hat{r}_i(t) \leq r_i(t)$. Then, from (14), $\hat{d}_i(t) \leq \hat{d}_i(t-1)$ and so the relation (28) follows from (15). Now suppose instead that $i \in S$ is such that $\hat{r}_i(t) > r_i(t)$. Then it follows from (16) and (27) that necessarily $i \in S_-$ and that $\hat{r}_i(t) = \bar{r}_i(t)$, so that (28) here follows from (19). We now consider the left side of (26). From (4), and since here $\hat{r}_i(t) \leq 0$ for all $i \in S_-$,

$$\begin{aligned} u(t) - \hat{u}(t) &= \sum_{i \in S_-} (\hat{r}_i(t) - r_i(t)) \\ &\quad + \sum_{i \in S_+ : \hat{r}_i(t) < 0} (\hat{r}_i(t) - r_i(t)/\eta_i) \\ &\quad + \sum_{i \in S_+ : \hat{r}_i(t) \geq 0} (\hat{r}_i(t)/\eta_i - r_i(t)/\eta_i) \\ &\leq \sum_{i \in S} (\hat{r}_i(t) - r_i(t)), \end{aligned} \quad (29)$$

where the final inequality follows since $0 < \eta \leq 1$ and $\hat{r}_i(t) - r_i(t)$ for all $i \in S_+$. The required result (26) now follows from (28) and (29).

- (b) Suppose that $\bar{u}(t) > 0$. Since also $re(t) < 0$, it follows from (17) (as in the earlier case 1b) that we may define the (feasible and) greedy modified policy $\hat{r}(t) = (\hat{r}_i(t), i \in S)$ to be such that

$$\hat{r}_i(t) = \bar{r}_i(t) = \min(r_i(t), E_i - \hat{s}_i(t-1)) \quad \text{for all } i \in S_+, \quad (30)$$

$$r_i(t) \leq \hat{r}_i(t) \leq 0 \quad \text{for all } i \in S_-, \quad (31)$$

and such that the corresponding imbalance $\hat{u}(t)$ —which, since here $\hat{r}_i(t)$ and $r_i(t)$ have the same sign for all $i \in S$, is again given by (17) with each $\bar{r}_i(t)$ replaced by $\hat{r}_i(t)$ —satisfies $\hat{u}(t) = 0$. Then, for all $i \in S$,

$$\hat{a}_i(t) \geq 0. \quad (32)$$

For $i \in S$ such that $\hat{r}_i(t) \geq r_i(t)$, the result (32) follows from (14) and (15). For $i \in S$ such that $\hat{r}_i(t) < r_i(t)$, it follows from (30) and (31) that necessarily $i \in S_+$ and $\hat{r}_i(t) = \bar{r}_i(t)$. Hence (32) follows from (19). Finally, since also, from (7), $u(t) \leq 0$ and since $\hat{u}(t) = 0$, it follows from (32) that (26) holds at time t as required.

Finally, note that the second assertion of the proposition follows from the above construction of the modified policy. \square

Proof of Proposition 2. For each time t , let $\hat{r}(t) = (\hat{r}_i(t), i \in S)$ be the vector of rates determined by the algorithm of the proposition, and let $\hat{u}(t)$ be the corresponding

imbalance given by (4). It follows from Proposition 1 that, when the objective is the minimisation of total unserved energy over time, it is sufficient to consider greedy policies in which, at those times t such that the residual energy $re(t) \geq 0$ the spilled energy $u(t)$ is minimised, and at those times t such that the residual energy $re(t) < 0$ the unserved energy $-u(t)$ is minimised. It is clear that, at each time t , the imbalance $\hat{u}(t)$ defined by the above algorithm achieves this minimisation in either case. Thus the problem of choosing, at each successive time t , a vector $r(t)$ of feasible rates so as to maximise the expression given by (9) reduces to that of choosing such a vector $r(t)$ so as to maximise $\sum_{i \in S} v_i^t(s) r_i(t)$ subject to the additional constraint that the corresponding imbalance $u(t)$ defined by (4) is equal to $\hat{u}(t)$.

Fix any given time t and let $s = s(t-1)$ denoting the (vector) state of the stores at the start of time t . For each store $i \in S$, define

$$\hat{P}_i = \min(P_i, s_i), \quad \hat{Q}_i = \min(Q_i, E_i - s_i),$$

so that \hat{P}_i and \hat{Q}_i are respectively the maximum amounts of energy the store i is able to serve and able to receive at the time t . Then the problem to be solved at each successive time t may be formally expressed as:

P: choose rates $r_i(t)$, $i \in S$ so as to maximise

$$\sum_{i \in S} v_i^t(s) r_i(t), \quad (33)$$

subject to the constraints

$$-\hat{P}_i \leq r_i(t) \leq \hat{Q}_i, \quad i \in S, \quad (34)$$

and (from (4))

$$\sum_{i: r_i(t) < 0} r_i(t) + \sum_{i: r_i(t) \geq 0} r_i(t)/\eta_i = re(t) - \hat{u}(t), \quad (35)$$

where $\hat{u}(t)$ is as determined by the algorithm of the proposition and so is fixed.

We use a strong Lagrangian approach ([21]). For any (Lagrange multiplier) $\lambda \geq 0$, consider the modified optimisation problem:

$\bar{\mathbf{P}}_\lambda$: choose rates $r(t) = r_i(t)$, $i \in S$, satisfying (34), so as to maximise

$$\sum_{i \in S} v_i^t(s) r_i(t) + \lambda \left(re(t) - \hat{u}(t) - \sum_{i: r_i(t) < 0} r_i(t) - \sum_{i: r_i(t) \geq 0} r_i(t)/\eta_i \right). \quad (36)$$

Note that the modified problem $\bar{\mathbf{P}}_\lambda$ differs from the original problem **P** in the revised objective function and in the omission of the constraint (35). However, under the constraint (35) the objective functions (33) and (36) of the problems $\bar{\mathbf{P}}_\lambda$ and **P** coincide and, subject to this constraint, the problems $\bar{\mathbf{P}}_\lambda$ and **P** are identical. Hence, should a given vector of rates $r(t) = (r_i(t), i \in S)$ both solve the (unconstrained) problem $\bar{\mathbf{P}}_\lambda$ and satisfy the constraint (35), then $r(t)$ also solves the original problem **P**. We show how to choose $\lambda \geq 0$ such that this is true with $r(t) = \hat{r}(t)$, i.e. the vector of rates determined by the algorithm of the proposition. The required result then follows.

Observe that the problem $\bar{\mathbf{P}}_\lambda$ is solved by *any* rates $r(t) = (r_i(t), i \in S)$, such that, for each $i \in S$, $r_i(t)$ maximises

$$\left(v_i^t(s) - \lambda \mathbf{I}_{\{r_i(t) < 0\}} - \frac{\lambda}{\eta_i} \mathbf{I}_{\{r_i(t) \geq 0\}} \right) r_i(t), \quad (37)$$

subject to the constraints (34), where \mathbf{I} denotes the indicator function. Recall that $0 < \eta_i \leq 1$ for all $i \in S$. Subject to the constraints (34), the expression (37) is maximised by $r_i(t) = \hat{Q}_i$ if $\lambda < \eta_i v_i^t(s)$ and by $r_i(t) = -\hat{P}_i$ if $\lambda > v_i^t(s)$; further, in the case $\eta_i < 1$, the expression (37) is maximised by any $r_i(t)$ such that $0 \leq r_i(t) \leq \hat{Q}_i$ if $\lambda = \eta_i v_i^t(s)$, by any $r_i(t)$ such that $-\hat{P}_i \leq r_i(t) \leq 0$ if $\lambda = v_i^t(s)$ and by $r_i(t) = 0$ if $\eta_i v_i^t(s) < \lambda < v_i^t(s)$; in the case $\eta_i = 1$, the expression (37) is maximised by any $r_i(t)$ satisfying the constraints (34). We show below how to choose $\lambda \geq 0$ so that, for each $i \in S$, the expression (37) is maximised by $r_i(t) = \hat{r}_i(t)$, thereby completing the proof.

We assume, for the moment, that $\hat{Q}_i > 0$ and $\hat{P}_i > 0$ for all $i \in S$. Let S_1 , S_2 and S_3 be respectively the sets of stores $i \in S$ such that $\hat{r}_i(t) < 0$, $\hat{r}_i(t) = 0$ and $\hat{r}_i(t) > 0$. Then it follows immediately from the definition of the algorithm that

$$v_i^t(s) < \eta_j v_j^t(s) \quad \text{for all } i \in S_1, j \in S_3, \quad (38)$$

$$v_i^t(s) \leq v_j^t(s) \quad \text{for all } i \in S_1, j \notin S_1, \quad (39)$$

$$\eta_j v_j^t(s) \leq \eta_i v_i^t(s) \quad \text{for all } i \in S_3, j \notin S_3, \quad (40)$$

$$\eta_i v_i^t(s) \leq v_j^t(s) \quad \text{for all } i \in S_2, j \in S_2, \quad (41)$$

where the last inequality follows since otherwise cross-charging would occur from the store j to the store i , contradicting their membership of the set S_2 . Note that, from the definition of the algorithm, there exists at most one $i' \in S_1$ such that $\hat{r}_{i'}(t) > -\hat{P}_{i'}$ and at most one $j' \in S_3$ such that $\hat{r}_{j'}(t) < \hat{Q}_{j'}$, and that further such an i' and j' cannot both exist (since otherwise further cross-charging would take place from the store i' to the store j').

Suppose first that i' as above exists. Define $\lambda = v_{i'}^t(s)$. It follows from the comments following the expression (37) that then $\hat{r}_{i'}$ maximises (37) with $i = i'$. For any $i \in S_1$ with $i \neq i'$, we have $v_i^t(s) \leq v_{i'}^t(s) = \lambda$ (by the construction of the algorithm); since $\hat{r}_i(t) = -\hat{P}_i$ it follows that here also $\hat{r}_{i'}$ maximises (37). For $i \in S_2$, we have that $\eta_i v_i^t(s) \leq v_{i'}^t(s) \leq v_i^t(s)$, where the second of these inequalities follows from (39) and the first follows since otherwise cross-charging would occur from the store i' to the store i , contradicting $i \in S_2$; recalling that $\lambda = v_{i'}^t(s)$, it again follows that $\hat{r}_i(t) = 0$ maximises (37). For $i \in S_3$, it follows from (38) that $\eta_i v_i^t(s) > \lambda$; since $\hat{r}_i(t) = \hat{Q}_i$, it follows that $\hat{r}_{i'}$ once more maximises (37).

Now suppose instead that j' as above exists. Define $\lambda = \eta_{j'} v_{j'}^t(s)$. Then, arguing as before, but with the roles of the charging and discharging stores interchanged, we again obtain easily that the given rates $\hat{r}_i(t)$ maximise (37) for all $i \in S$.

In the case where neither i' nor j' as above exist, i.e. where $\hat{r}_i(t) = -\hat{P}_i$ for all $i \in S_1$ and $\hat{r}_i(t) = \hat{Q}_i$ for all $i \in S_3$, it follows straightforwardly from (38)–(41) that we may choose λ such that

$$v_i^t(s) \leq \lambda \quad \text{for all } i \in S_1, \quad (42)$$

$$\eta_i v_i^t(s) \leq \lambda \leq v_j^t(s) \quad \text{for all } i \in S_2, j \in S_2, \quad (43)$$

$$\lambda \leq \eta_i v_i^t(s) \quad \text{for all } i \in S_3. \quad (44)$$

The relations (42)–(44) now guarantee that, respectively for $i \in S_1$, $i \in S_2$ and $i \in S_3$, the rate $\hat{r}_i(t)$ defined by the algorithm of the proposition again maximises (37) as required.

Finally, we consider the case where there exists at least one $i \in S$ such that $\hat{P}_i = 0$ or $\hat{Q}_i = 0$. Here, with a slightly more careful definition of the sets S_1 , S_2 and S_3 , the above argument would continue to apply. However, it is probably easier to introduce $\epsilon \geq 0$ and to generalise the problem \mathbf{P} to $\mathbf{P}(\epsilon)$ by, for each $i \in S$, replacing \hat{P}_i by $\hat{P}_i(\epsilon) = \max(\hat{P}_i, \epsilon)$ and \hat{Q}_i by $\hat{Q}_i(\epsilon) = \max(\hat{Q}_i, \epsilon)$. Then, as shown above, the problem $\mathbf{P}(\epsilon)$ is solved by the rates $\hat{r}^\epsilon(t) = (\hat{r}_i^\epsilon(t), i \in S)$, defined by the algorithm of the proposition. As ϵ tends to zero, the rates $\hat{r}^\epsilon(t)$ tend to the original rates $\hat{r}(t)$, defined above. Further, *any* rates which are feasible for the original problem \mathbf{P} are also feasible for the problem $\mathbf{P}(\epsilon)$ for any $\epsilon > 0$. If it were the case that, for the original problem \mathbf{P} , different rates gave a higher value of the objective function (33) than that given by the rates $\hat{r}(t)$, then this would contradict the fact that, as ϵ tends to zero, the maximised objective function $\sum_{i \in S} v_i^t(s) \hat{r}_i^\epsilon(t)$ for the problem $\mathbf{P}(\epsilon)$ tends to $\sum_{i \in S} v_i^t(s) \hat{r}_i(t)$. \square