

Shunted Self-Attention via Multi-Scale Token Aggregation

Sucheng Ren^{1,2*}, Daquan Zhou^{1*}, Shengfeng He², Jiashi Feng^{3†}, Xinchao Wang^{1†}

¹National University of Singapore, ²South China University of Technology, ³ByteDance Inc.

oliverrensu@gmail.com, daquan.zhou@u.nus.edu, shengfenghe7@gmail.com,

jshfeng@gmail.com, xinchao@nus.edu.sg

Abstract

Recent Vision Transformer (ViT) models have demonstrated encouraging results across various computer vision tasks, thanks to its competence in modeling long-range dependencies of image patches or tokens via self-attention. These models, however, usually designate the similar receptive fields of each token feature within each layer. Such a constraint inevitably limits the ability of each self-attention layer in capturing multi-scale features, thereby leading to performance degradation in handling images with multiple objects of different scales. To address this issue, we propose a novel and generic strategy, termed shunted self-attention (SSA), that allows ViTs to model the attentions at hybrid scales per attention layer. The key idea of SSA is to inject heterogeneous receptive field sizes into tokens: before computing the self-attention matrix, it selectively merges tokens to represent larger object features while keeping certain tokens to preserve fine-grained features. This novel merging scheme enables the self-attention to learn relationships between objects with different sizes, and simultaneously reduces the token numbers and the computational cost. Extensive experiments across various tasks demonstrate the superiority of SSA. Specifically, the SSA-based transformer achieve 84.0% Top-1 accuracy and outperforms the state-of-the-art Focal Transformer on ImageNet with only half of the model size and computation cost, and surpasses Focal Transformer by 1.3 mAP on COCO and 2.9 mIOU on ADE20K under similar parameter and computation cost. Code has been released at <https://github.com/OliverRensu/Shunted-Transformer>.

1. Introduction

The recent Vision Transformer (ViT) models [7] have demonstrated superior performance across various computer vision tasks, e.g., classification [6], object detec-

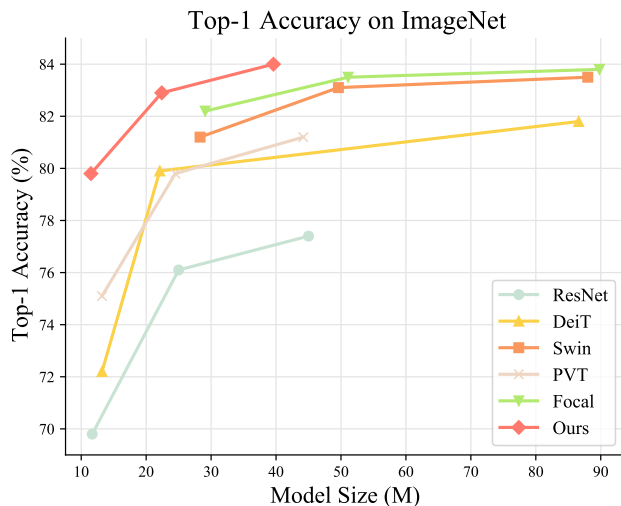


Figure 1. Top-1 accuracy on ImageNet of recent SOTA CNN and transformer models. Our proposed Shunted Transformer outperforms all the baselines including the recent SOTA focal transformer (base size). Notably, it achieves competitive accuracy to DeiT-S with 2× smaller model size.

tion [8, 13], semantic segmentation [4, 36] and video action recognition [15, 22]. Different from convolutional neural networks focusing on local modeling, ViTs partition the input image into a sequence of patches (tokens) and progressively update the token features via global self-attention. The self-attention can effectively model long-range dependencies of the tokens and progressively expand sizes of their receptive fields via aggregating information from other tokens, which accounts largely for the success of ViTs.

However, the self-attention mechanism also brings the cost of expensive memory consumption that is quadratic w.r.t. the number of input tokens. Thus, state-of-the-art Transformer models have resorted to various down-sampling strategies to reduce the feature size and the memory consumption. For example, the approach of [7] conducts a 16×16 down-sampling projection at the first layer, and computes the self-attention at the resulted coarse-

*The first two authors contributed equally.

†Corresponding author.



Figure 2. Comparison of different attention mechanisms in Vision Transformer (ViT), Pyramid Vision Transformer (PVT), and our SSA with the same feature map size. The number of circles represents the number of tokens involved in the self-attention computation, and reflects the computation cost. The size of the circle indicates the receptive field size of the corresponding token. Unlike ViT and PVT, our method adaptively merges circles on large objects for enhancing computation efficiency, and accounts for objects of different scales simultaneously.

grained and single-scale feature maps; the incurred feature information loss, therefore, inevitably downgrades the model performance. Other approaches strive to compute self-attention at high-resolution features and reduce the cost by merging tokens with spatial reduction on tokens [25, 26, 29]. Nevertheless, these approaches tend to merge too many tokens within one self-attention layer, thereby resulting in a mixture of tokens from small objects and background noise. Such behavior, in turn, makes the model less effective in capturing small objects.

Besides, prior Transformer models have largely overlooked the multi-scale nature of scene objects within an attention layer, making them brittle to in-the-wild scenarios that involves objects of distinct sizes. Such incompetence is, technically, attributed to their underlying attention mechanism: existing methods rely on only *static* receptive fields of the tokens and uniform information granularity within one attention layer, and are therefore incapable of capturing features at different scales simultaneously.

To address this limitation, we introduce a novel and generic self-attention scheme, termed shunted self-attention (SSA), which explicitly allows the self-attention heads within the same layer to respectively account for coarse-grained and fine-grained features. Unlike prior methods that merge too many tokens or fail in capturing small objects, SSA effectively models objects of various scales simultaneously at different attention heads within the same layer, lending itself to favorable computational efficiency alongside the competence to preserve fine-grained details.

We show in Figure 2 a qualitative comparison between vanilla self-attention (from ViT), down-sampling aided attention (from PVT), and the proposed SSA. When different attentions are applied to features maps of the same size, ViT captures fine-grained small objects yet with an



Figure 3. The attention map of PVT and our model. PVT attends to only large objects like sofa and bed, while our model, by contrast, precisely captures the small objects like lights alongside large ones.

extremely heavy computational cost (Figure 2(a)); PVT reduces the computation cost but its attention is limited only to coarse-grained larger objects (Figure 2(b)). By contrast, the proposed SSA maintains a light computational load yet simultaneously accounts for hybrid-scale attentions (Figure 2(c)). Effectively, SSA precisely attends to not only coarse-grained large objects (*e.g.*, sofa) but also fine-grained small objects (*e.g.*, light and fan), even some of those located at the corners, which are unfortunately missed by PVT. We also show visual comparisons of attention maps in Figure 3, to highlight the learned scale-adaptive attentions of SSA.

The multi-scale attentive mechanism of SSA is achieved via splitting multiple attention heads into several groups. Each group accounts for a dedicated attention granularity. For the fine-grained groups, SSA learns to aggregate few tokens and preserves more local details. For the remaining coarse-grained head groups, SSA learns to aggregate a large amount of tokens and thus reduces computation cost while preserving the ability of capturing large objects. The multi-grained groups jointly learn multi-granularity information, making the model able to effectively model multi-scale objects.

As depicted in Figure 1, we demonstrate the performance of our Shunted Transformer model obtained from stacking multiple SSA-based blocks. On ImageNet, our Shunted Transformer outperforms the state of the art, Focal Transformers [29], while halving the model size. When scaling down to tiny sizes, Shunted Transformer achieves performance similar to that of DeiT-Small [20], yet with only 50% parameters. For object detection, instance segmentation, and semantic segmentation, Shunted Transformer consistently outperforms Focal Transformer on COCO and ADE20K with a similar model size.

In sum, our contribution are listed as follows.

- We propose the Shunted Self-Attention (SSA) which unifies multi-scale feature extractions within one self-attention layer via multi-scale token aggregation. Our SSA adaptively merges tokens on large objects for computation efficiency and preserves the tokens for

small objects.

- Based on SSA, we build our Shunted Transformer, which is able to capture multi-scale objects especially small and remote isolated objects efficiently.
- We evaluate our proposed Shunted Transformer on various studies including classification, object detection, and segmentation. Experimental results demonstrate that our Shunted Transformer consistently outperform previous Vision Transformers under similar model sizes.

2. Related Work

2.1. Self-Attention in CNNs

The receptive field of a convolution layer is usually small and fixed. Although dilated convolution [30] enlarge the receptive field and deformable convolution allows some offsets [5] for the kernel, it is hard for them to be adaptive and flexible to extend to the whole feature maps. Inspired by the self-attention [21] layer of transformers pioneered in the NLP field, some works introduce self-attention or non-local blocks [27] to augment convolutional neural networks in the computer vision field. Such attentions always apply in the deep layers, where the size of feature map is small and pre-processed by multiple convolution layers. Therefore, they do not incur too much additional computation cost but bring limited performance improvements.

2.2. Vision Transformer

Vision Transformer (ViT) [7] models directly apply self-attention in very shallow layers to build a convolution-free neural network model. Since the seminal ViT model, many follow-up works are developed to improve the model’s classification performance [17, 20] via more complex data augmentation or knowledge distillation. Because the computational complexity of self-attention is quadratic w.r.t. the number of tokens, it is hard for them to directly apply on large number of tokens. Therefore, these ViT models usually partition the image into non-overlapped and large-size patches (tokens). But such partitioning is too coarse and loses much fine-grained information. To preserve fine-grained features,

these models usually down-sample the feature maps and operate on low-resolution features. This compromise however impedes their deployment in dense-prediction tasks like segmentation and detection.

2.3. Efficient ViT Variants

To make the self-attention attention applicable on large-size feature maps, recent works develop two solution strategies [2, 14, 25, 26, 29] to reduce the computation cost: (1) split the features maps into regions and perform local self-attention within the region or (2) merge tokens to reduce the

number of tokens. The representative work of local attention is the Swin Transformer [14] that splits feature maps into non-overlap squared regions and do the self-attention locally. However, to model global dependencies via self-attention, these local attention needs to shift the windows over the image or stack a lot of layers for obtaining a global receptive field. Regarding the strategy of token merging, PVT (Pyramid Vision Transformer) [26] designs a spatial-reduction attention to merge tokens of key and query. However, PVT and similar models tend to merge too many tokens in such spatial-reduction. This makes the fine-grained information of small objects mixed with the background and hurts model’s performance. Therefore, we propose the shunted self-attention that can simultaneously preserve coarse- and fine-grained details while maintaining a global dependency modeling over the image tokens.

3. Method

The overall architecture of our proposed Shunted Transformer is illustrated in Figure 4. It is built upon the novel shunted self-attention (SSA) blocks. There are two main differences between our SSA blocks and the traditional self-attention blocks in ViT: 1) SSA introduces a shunted attention mechanism for each self-attention layer to capture multi-granularity information and better model objects with different sizes, especially the small objects; 2) it enhances the capability of extracting local information in the point-wise feed-forward layer by augmenting the cross-token interaction. Besides, our Shunted Transformer deploys a new patch embedding method for obtaining better input feature maps for the first attention block. In the following, we elaborate on these novelties one by one.

3.1. Shunted Transformer Block

In the i -th stage of the proposed Shunted Transformer, there are L_i transformer blocks. Each transformer block contains a self-attention layer and a feed-forward layer. To reduce the computation cost when processing high-resolution feature maps, PVT [26] introduces spatial-reduction attention (SRA) to replace the original multi-head self-attention (MSA). However, SRA tends to merge too many tokens within one self-attention layer and only provides token features at a single scale. These limitations impede the capability of the models in capturing multi-scale objects especially the small-size ones. Therefore, we introduce our shunted self-attention with learning multi-granularity within one self-attention layer in parallel.

3.1.1 Shunted Self-Attention

The input sequence $F \in \mathbb{R}^{h \times w \times c}$ are projected into query (Q), key (K) and value (V) tensors at first. Then the multi-head self-attention adopts H independent attention heads to

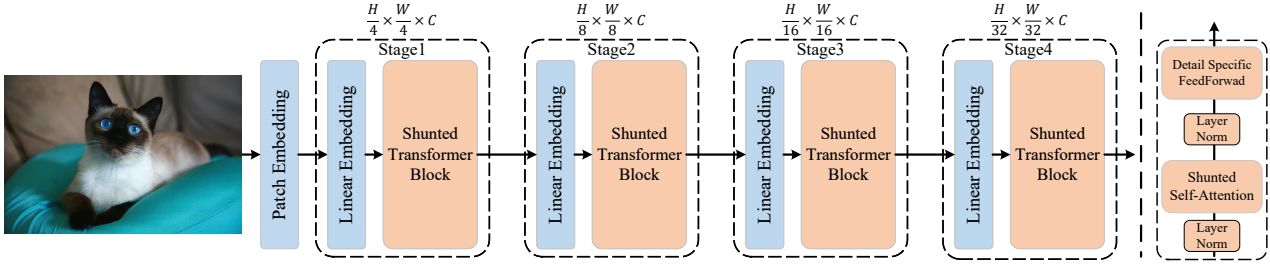


Figure 4. **Left**: the overall architecture of our Shunted Transformer. **Right**: details of our Shunted Self-Attention block.

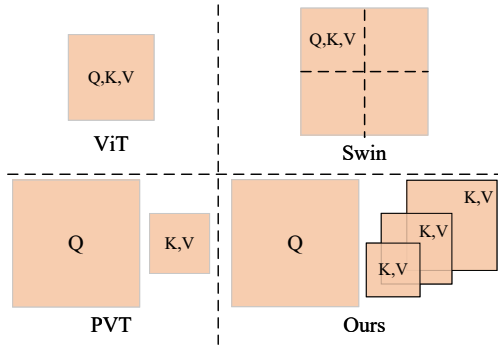


Figure 5. Comparing our shunted self-attention with self attention in ViT, Swin, PVT. ViT applies self-attention globally on small-size feature maps. Swin Transformer applies local self-attention on large-size feature maps within small regions. PVT fuses the key and value with a large stride. Differently, our shunted self-attention conducts multi-scale token aggregation for obtaining key and value of various sizes.

compute self-attention in parallel. To reduce the computation cost, we follow the PVT [26] and reduce the length of K and V instead of splitting $\{Q, K, V\}$ into regions as in Swin Transformer [14].

As show in Figure 5, our SSA is different from the SRA of PVT in that the length of K, V is not identical across the attention heads of the same self-attention layer. Instead, the length varies in different heads for capturing different granularity information. This gives the multi-scale token aggregation (MTA). Specifically, the keys K and values V are down-sampled to different sizes for different heads indexed by i :

$$\begin{aligned} Q_i &= XW_i^Q, \\ K_i, V_i &= MTA(X, r_i)W_i^K, MTA(X, r_i)W_i^V, \\ V_i &= V_i + LE(V_i). \end{aligned} \quad (1)$$

Here the $MTA(\cdot; r_i)$ is the multi-scale token aggregation layer in the i -th head with the down-sampling rate of r_i . In practice, we take a convolution layer with ker-

nel size and stride of r_i to implement the down-sampling. W_i^Q, W_i^K, W_i^V are the parameters of the linear projection in the i -th head. There are variant r_i in one layer across the attention heads. Therefore, the key and value can capture different scales in a self-attention. $LE(\cdot)$ is the local enhancing component of MTA for value V by a depth-wise convolution. Comparing with the spatial-reduction [26], more fine-grained and low-level details are preserved.

Then the shunted self-attention is calculated by:

$$h_i = \text{Softmax} \left(\frac{Q_i K_i^T}{\sqrt{d_h}} \right) V_i \quad (2)$$

where d_h is the dimension. Thanks to multi-scale key and value, our shunted self-attention is more powerful in capturing multi-scale objects. The computation cost reduction may depend on the value of r , therefore, we can well define the model and r to trade-off the computation cost and model performance. When r grows large, more tokens in K, V are merged and the length of K, V is shorter, therefore, the computation cost is low but it still preserve the ability of capturing large objects. In contrast, when r becomes small, more details are preserved but brings more computation cost. Integrating various r in one self-attention layer enables it to capture multi-granularity features.

3.1.2 Detail-specific Feedforward Layers

In the traditional feed forward layer, the fully connected layer are point-wise and no cross token information can be learnt. Here, we aim at complementing local information by specifying the details in the feedforward layer. As shown in Figure 6, we complement the local details in the feed forward layer by adding our data specific layer between the two fully connected layer in the feed forward layer:

$$\begin{aligned} x' &= FC(x; \theta_1), \\ x'' &= FC(\sigma(x' + DS(x'; \theta)); \theta_2), \end{aligned} \quad (3)$$

where $DS(\cdot; \theta)$ is the detail specific layer with parameters θ , implemented by a depth-wise convolution in practice.

	Output Size	Layer Name	Shunted-Tiny	Shunted-Small	Shunted-Base
Stage1	56x56	Transformer Block	$r_i = \begin{cases} 4 & i < \frac{head}{2} \\ 8 & i \geq \frac{head}{2} \end{cases}$ $C_1=64, head=2, N_1=1$	$r_i = \begin{cases} 4 & i < \frac{head}{2} \\ 8 & i \geq \frac{head}{2} \end{cases}$ $C_1=64, head=2, N_1=2$	$r_i = \begin{cases} 4 & i < \frac{head}{2} \\ 8 & i \geq \frac{head}{2} \end{cases}$ $C_1=64, head=2, N_1=3$
Stage2	28x28	Transformer Block	$r_i = \begin{cases} 2 & i < \frac{head}{2} \\ 4 & i \geq \frac{head}{2} \end{cases}$ $C_2=128, head=4, N_1=2$	$r_i = \begin{cases} 2 & i < \frac{head}{2} \\ 4 & i \geq \frac{head}{2} \end{cases}$ $C_2=128, head=4, N_1=4$	$r_i = \begin{cases} 2 & i < \frac{head}{2} \\ 4 & i \geq \frac{head}{2} \end{cases}$ $C_2=128, head=4, N_1=4$
Stage3	14x14	Transformer Block	$r_i = \begin{cases} 1 & i < \frac{head}{2} \\ 2 & i \geq \frac{head}{2} \end{cases}$ $C_3=256, head=8, N_1=4$	$r_i = \begin{cases} 1 & i < \frac{head}{2} \\ 2 & i \geq \frac{head}{2} \end{cases}$ $C_3=256, head=8, N_1=12$	$r_i = \begin{cases} 1 & i < \frac{head}{2} \\ 2 & i \geq \frac{head}{2} \end{cases}$ $C_3=256, head=8, N_1=24$
Stage4	7x7	Transformer Block	$r = 1$ $C_4=512, head=16, N_1=1$	$r = 1$ $C_4=512, head=16, N_1=1$	$r = 1$ $C_4=512, head=16, N_1=2$

Table 1. Model variants for our Shunted Transformer. C and N represent the dimension and number of blocks. $head$ indicates the number of heads.

3.2. Patch Embedding

Transformer is firstly designed for handling sequential data. How to map the image to sequence is important for the model’s performance. ViT directly splits the input image into 16×16 non-overlap patches. A recent study [23] finds using convolution in the patch embedding provides a higher-quality token sequence and helps transformer “see better” than a conventional large-stride non-overlapping patch embedding. Therefore, some works [14, 26] conduct overlapped patch embedding like using a 7×7 convolution.

In our model, we take different convolution layers with overlapping based on the model size. We take a 7×7 convolution layer with stride of 2 and zero padding as the first layer in the patch embedding, and add extra 3×3 convolution layer with stride of 1 depending on the model size. Finally, a non-overlapping projection layer with stride of 2 to generate the input sequence with size of $\frac{H}{4} \times \frac{W}{4}$.

3.3. Architecture Details and Variants

Given an input image with size of $H \times W \times 3$, we adopt the above patch embedding scheme for obtaining more informative token sequence with the length of $\frac{H}{4} \times \frac{W}{4}$ and the token dimension of C . Following previous designs [2, 14, 26, 29], there are four stages in our model and each stage contain several Shunted Transformer blocks. In each stage, each block outputs the feature maps of the same size. We take a convolution layer with stride 2 (Linear embedding) to connect different stages and the size of the feature maps will be halved before feeding into to the next stage, but the dimension will be doubled. Therefore, we have four feature maps F_1, F_2, F_3, F_4 of the output of each stage and the size of F_i is $\frac{H}{2^{i+1}} \times \frac{W}{2^{i+1}} \times (C \times 2^{i-1})$.

We propose three kinds of different configurations of our model for fair comparison under similar parameters and

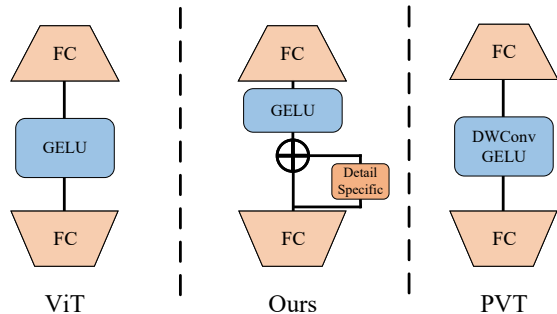


Figure 6. Comparing the feed-forward layer in ViT (left), PVT (right), and our detail-specific feedforward layer. We complement fine-grained cross-token details in the feed-forward layer.

computation costs. As show in Table 1, $head$ and the N_i indicate the number of heads in one block and the number of blocks in one stage. The variants only comes from the number of layers in different stage. Specifically, the number of head in each block is set 2,4,8,16. The convolution in the patch embedding range from 1 to 3.

4. Experiments

To evaluate the effectiveness of our Shunted Transformer, we apply our model on ImageNet-1K [6] classification, COCO [13] object detection and instance segmentation, ADE20K [36] semantic segmentation. Besides, we evaluate effects of different components of our model via ablation studies.

Model	Params (M)	FLOPs (G)	Top1 (%)
ResNet-18 [12]	11.7	1.8	69.8
RegNetY-1.6G [16]	11.2	1.6	78.0
DeiT-T [20]	5.7	1.3	72.2
PVT-T [26]	13.2	1.9	75.1
PVTv2-b1 [25]	13.1	2.1	78.7
Shunted-T	11.5	2.1	79.8
ResNet-50 [12]	25.0	4.1	76.2
RegNetY-4G [16]	20.6	4.0	79.4
EfficientNet-B4* [19]	19	4.2	82.9
DeiT-S [20]	22.1	4.6	79.9
T2T-14 [31]	22.0	5.2	81.5
DeepViT-S [37]	27.0	6.2	82.3
ViL-S [34]	24.6	4.9	82.0
TNT-S [11]	23.8	5.2	81.3
CViT-15 [1]	27.4	5.6	81.5
PVT-S [26]	24.5	3.8	79.8
Swin-T [14]	28.3	4.5	81.2
Twin-S [2]	24	2.9	81.7
Focal-T [29]	29.1	4.9	82.2
PVTv2-b2 [25]	25.4	4.0	82.0
Shunted-S	22.4	4.9	82.9
ResNet-101 [12]	45.0	7.9	77.4
ViT-B [7]	86.6	17.6	77.9
DeiT-B [20]	86.6	17.5	81.8
Swin-S [14]	49.6	8.7	83.1
Swin-B [14]	87.8	15.4	83.4
PVT-M [26]	44.2	6.7	81.2
PVT-L [26]	61.4	9.8	81.7
Focal-S [29]	51.1	9.1	83.5
Focal-B [29]	89.8	16.0	83.8
Shunted-B	39.6	8.1	84.0

Table 2. Comparison of different backbones on ImageNet-1K classification. Except EfficientNet (EffNet-B4*), all models are trained and evaluated on the input size of 224×224 .

4.1. Image Classification on ImageNet-1K

We first evaluate our model and compare it with recent SOTA CNN and transformer based models on ImageNet-1K. For fair comparison, we follow the same training strategies of DeiT [20] and PVT [26]. Specifically, we take AdamW as the optimizer with the weight decay of 0.05. The whole training epochs are 300 with the input size of 224×224 , and the batch size is 1024. The learning rate is set to 1×10^{-3} following cosine learning rate decay. The data augmentations and regularization methods follow DeiT [20] including random cropping, random flipping, label smoothing [18], Mixup [33], CutMix [32] and random erasing [35].

As shown in Table 2, by comparing with other CNN backbones under similar parameters and computation cost, our model is the first transformer based model that achieves comparable results with EfficientNet which uses much

larger input resolution. Notably, although RegNet and EfficientNet come from neural architecture search, our manually designed Transformer still outperform them.

We then compare our model with Transformer backbones. Our tiny model achieves similar performance with Transformer baseline (DeiT-S) but only requires half of parameters (22M \rightarrow 11M) and computation cost (4.6G \rightarrow 2.1G FLOPs). When our model size grows similar to DeiT-S, it outperforms by 3%. Comparing with the very recent SOTA models like Swin and Twin, our model consistently outperform them. Specifically, our small-size model outperforms the existing state-of-the-art, Focal Transformer Tiny by 0.7%, while reducing the model size by 20%. When model size grows large, our base model achieve state-of-the-art performance with only half of parameters and computation cost comparing with Focal Transformer.

4.2. Object Detection and Instance Segmentation

We evaluate the models for object detection and instance segmentation on COCO 2017 [13]. We take our proposed Shunted Transformer as backbone and plug it into Mask R-CNN. We compare it with other SOTA backbones including ResNet, Swin Transformer, Pyramid Vision Transformer, Twin and Focal Transformer. We follow the same settings of Swin: pretraining on ImageNet-1K and fine-tuning on COCO. In the fine-tuning stage, we take two training schedules: $1 \times$ with 12 epochs and $3 \times$ with 36 epochs. In $1 \times$ schedule, the shorter side of the input image will be resize to 800 while keeping the longer side no more than 1333. In $3 \times$ schedule, we take multi-scale training strategy of resizing the shorter size between 480 to 800. We take AdamW with weight decay of 0.05 as the optimizer. The batch size is 16 and initial learning rate is 10^{-4} .

In Table 3, we take Mask-RCNN for object detection and report the bbox mAP (AP^b) of different CNN and Transformer backbones. Under comparable parameters, our model outperforms previous SOTA with a significant gap. For object detection, with $1 \times$ schedule, our tiny model achieves 9.1 points improvements over ResNet-50, and 2.3 points over Focal Transformer with only 85% model size. Moreover, with $3 \times$ schedule and multi-scale training, our backbone still concisely outperforms CNN backbones over 7.7 and Transformer backbone over 1.6 points on average. We find similar results in instance segmentation. We report the mask mAP (AP^m) in Table 3. Our model achieves 8.1 points higher than ResNet-50 and 1.5 points higher than Focal Transformer in $1 \times$ schedule and in $3 \times$ schedule. Our model achieves these superior performances at a smaller model size, clearly demonstrating the benefits of its shunted attention for learning multi-granularity tokens and effectiveness in handling presence of multi-scale visual objects.

We also report the results of RetinaNet in the Table 4. With the least parameters, our model outperforms all the

Backbone	Params (M)	Mask R-CNN 1× schedule						Mask R-CNN 3× schedule + MS					
		AP^b	AP_{50}^b	AP_{75}^b	AP^m	AP_{50}^m	AP_{75}^m	AP^b	AP_{50}^b	AP_{75}^b	AP^m	AP_{50}^m	AP_{75}^m
Res50 [12]	44	38.0	58.6	41.4	34.4	55.1	36.7	41.0	61.7	44.9	37.1	58.4	40.1
PVT-S [26]	44	40.4	62.9	43.8	37.8	60.1	40.3	43.0	65.3	46.9	39.9	62.5	42.8
Swin-T [14]	48	42.2	64.6	46.2	39.1	61.6	42.0	46.0	68.2	50.2	41.6	65.1	44.8
TwinP-S [2]	44	42.9	65.8	47.1	40.0	62.7	42.9	46.8	69.3	51.8	42.6	66.3	46.0
Twin-S [2]	44	43.4	66.0	47.3	40.3	63.2	43.4	46.8	69.2	51.2	42.6	66.3	45.8
Focal-T [29]	49	44.8	67.7	49.2	41.0	64.7	44.2	47.2	69.4	51.9	42.7	66.5	45.9
PVTv2-b2* [25]	45	45.3	67.1	49.6	41.2	64.2	44.4	-	-	-	-	-	-
Shunted-S	42	47.1	68.8	52.1	42.5	65.8	45.7	49.1	70.6	53.8	43.9	67.8	47.5
Res101 [12]	63	40.4	61.1	44.2	36.4	57.7	38.8	42.8	63.2	47.1	38.5	60.1	41.3
PVT-M [26]	64	42.0	64.4	45.6	39.0	61.6	42.1	44.2	66.0	48.2	40.5	63.1	43.5
Swin-S [14]	69	44.8	66.6	48.9	40.9	63.4	44.2	48.5	70.2	53.5	43.3	67.3	46.6
Swin-B [14]	107	46.9	-	-	42.3	-	-	48.5	69.8	53.2	43.4	66.8	46.9
TwinP-B [2]	64	44.6	66.7	48.9	40.9	63.8	44.2	47.9	70.1	52.5	43.2	67.2	46.3
Twin-B [2]	76	45.2	67.6	49.3	41.5	64.5	44.8	48.0	69.5	52.7	43.0	66.8	46.6
Focal-S [29]	71	47.4	69.8	51.9	42.8	66.6	46.1	48.8	70.5	53.6	43.8	67.7	47.2
Shunted-B	59	48.0	69.8	53.3	43.2	66.9	46.8	50.1	70.9	54.1	45.2	68.0	48.0

Table 3. Object detection and instance segmentation with Mask R-CNN on COCO. Only 3× schedule has the multi-scale training. All backbone are pretrained on ImageNet-1K. * indicate that methods have not been peer reviewed.

Backbone	Params (M)	RetinaNet 1× schedule						RetinaNet 3× schedule + MS					
		AP^b	AP_{50}^b	AP_{75}^b	AP_S	AP_M	AP_L	AP^b	AP_{50}^b	AP_{75}^b	AP_S	AP_M	AP_L
Res50 [12]	37.7	36.3	55.3	38.6	19.3	40.0	48.8	39.0	58.4	41.8	22.4	42.8	51.6
PVT-S [26]	34.2	40.4	61.3	43.0	25.0	42.9	55.7	42.2	62.7	45.0	26.2	45.2	57.2
ViL-S [26]	35.7	41.6	62.5	44.1	24.9	44.6	56.2	42.9	63.8	45.6	27.8	46.4	56.3
Swin-T [14]	38.5	42.0	63.0	44.7	26.6	45.8	55.7	45.0	65.9	48.4	29.7	48.9	58.1
Focal-T [29]	39.4	43.7	65.2	46.7	28.6	47.4	56.9	45.5	66.3	48.8	31.2	49.2	58.7
PVTv2-b2* [25]	35.1	44.6	65.6	47.6	27.4	48.8	58.6	-	-	-	-	-	-
Shunted-S	32.1	45.4	65.9	49.2	28.7	49.3	60.0	46.4	66.7	50.4	31.0	51.0	60.8

Table 4. Object detection with RetinaNet on COCO. Only 3× schedule has the multi-scale training. All backbone are pretrained on ImageNet-1K. * indicate that methods have not been peer reviewed.

previous ones in both 1× and 3× schedule. Comparing with PVT, our model brings improvements on all small, medium and large size objects which shows the strong power of capturing multi-scale objects in our shunted self-Attention.

4.3. Semantic Segmentation on ADE20K

We evaluate the performance of our model for semantic segmentation on the ADE20K [36] dataset. There are 20,210 images for training, 2,000 images for validation and 3,352 images for testing with 150 fine-grained semantic categories. We report the mIOU with and without multi-scale testing. We take UperNet and Semantic FPN as the main frameworks and take different architectures as backbones. We follow the defaults settings of Focal Transformer and mmsegmentation [3]. For UperNet, we take AdamW with weight decay of 0.01 as the optimizer for 160K iterations. The learning rate is 6×10^{-5} with 1500 iteration warmup at the beginning of training and linear learning rate decay. The augmentations include random flipping, random scaling and random photo-metric distortion. The input size is

512×512 in training, and single scale and multi-scale (MS) test. For SemanticFPN, we take AdamW with weight decay of 0.0001 as the optimizer and the learning rate is also 0.0001 for 80K iterations.

The results are reported in Table 5. Our Shunted Transformer outperforms previous state-of-the-art with a large margin and less parameters for all the frameworks. Specifically, when using semantic FPN, our model outperforms the Swin Transformer by 6.7 mIOU, with 20% model size reduction. When the framework is UperNet, our Shunted Transformer is 3.1% and 2.9% higher than focal transformer. The results of segmentation the shows the superiority of our Shunted Transformer.

We also take SegFormer [28] as the framework and compare our backbone with the MiT in the SegFormer. The results are reported in Table 6. With less parameters, our method achieve 1.8 mIoU improvements over SegFormer.

Backbone	Semantic FPN 80k			Upernet 160K			
	Param (M)	FLOPs (G)	mIOU (%)	Param (M)	FLOPs (G)	mIOU (%)	MS mIOU (%)
ResNet-50 [12]	28.5	183	36.7	-	-	-	-
Swin-T [14]	31.9	182	41.5	59.9	945	44.5	45.8
PVT-S [26]	28.2	116	39.8	-	-	-	-
TwinsP-S [2]	28.4	162	44.3	54.6	919	46.2	47.5
Twin-S [2]	28.3	144	43.2	54.4	901	46.2	47.1
Focal-T [29]	-	-	-	62	998	45.8	47.0
Shunted-S	26.1	183	48.2	52	940	48.9	49.9

Table 5. Comparison of the segmentation performance of different backbones in Semantic FPN and UpperNet framework on ADE20K.

Backbone	Params(M)	FLOPs (G)	mIoU
MiT-B2	27.5	62.4	46.5
Ours	25.1	70.3	48.3

Table 6. Comparison of different backbone in Segformer framework on Ade20K.

4.4. Ablation Studies

Patch Embedding Many recent works [9, 10, 24] study the function of the image to token mapping, *i.e.* the patch embedding head. They find well-designed head provide better input sequence for the transformer models. We evaluate the impact of our patch embedding with non-overlap head in ViT, overlap head in Swin and PVT. The results are shown in Table 7. With more complex head like overlapping or our patch embedding, the computation cost and model size only slightly grow, but the performance improves relatively significant. Specifically, with limited additional parameters, from the traditional non-overlap head or the overlap head to patch embedding, the model achieves 1.4% and 0.3% performance gain respectively.

Patch Embedding	Params (M)	FLOPs (G)	Top-1 (%)
Non-Overlap	22.3	4.4	81.5
Overlap	22.4	4.5	82.6
Ours	22.4	4.9	82.9

Table 7. Top-1 accuracy on ImageNet of different patch embedding heads. Our patch embedding requires slightly more computation cost, but the performance improvement is significant.

Token Aggregation Function We propose a new token aggregation function to merge tokens for multi-scale objects and keeping the global and local information simultaneously. From Table 8, our novel token aggregation function has similar computation with the convolutional spatial-reduction but gain more improvements.

Detail-specific Feed-Forward In the Feed-Forward layer [20], all the operation is point-wise and no cross token operations exists, therefore, complement the cross token and local information will significantly improves

Aggregation	Params(M)	FLOPs (G)	Top-1 (%)
Linear	18.5	4.5	82.1
Convolution	22.4	4.9	82.6
Ours	22.4	4.9	82.9

Table 8. Top-1 accuracy on ImageNet of different token aggregation functions.

the learning ability of the feed-forward layer. In Table 9, we compare our new detail-specific feed-forward layer, traditional feed-forward layer [20] and convolutional feed-forward layer [25] in ViT and our model. The detail-specific feed-Forward consistently brings performance gain over the traditional feedforward layer which indicate the utility of complementing the local details in the feedforward layer.

Layers	Backbone	Top-1 (%)
Feedforward	ViT	79.8
Conv-Feedforward	ViT	80.5
Detail Specific FeedForward	ViT	80.7
Feedforward	Shunted	82.6
Conv-Feedforward	Shunted	82.7
Detail Specific FeedForward	Shunted	82.9

Table 9. With similar parameter numbers and FLOPs, Detail-specific feedForward layers provide higher top-1 accuracy on ImageNet than the traditional feedforward ones.

5. Conclusion

In this paper, we present a novel Shunted Self-Attention (SSA) scheme to explicitly account for multi-scale features. In contrast to prior works that focus on only static feature maps in one attention layer, we maintain various-scale feature maps that attend to multi-scale objects within one self-attention layer. Extensive experiments show the effectiveness of our model as a backbone for various downstream tasks. Specifically, the proposed model outperforms prior Transformers, and achieves state-of-the-art results on classification, detection, and segmentation tasks.

Acknowledgement

This work is supported by NUS Faculty Research Committee Grant (WBS: A-0009440-00-00) and NRF Centre for Advanced Robotics Technology Innovation (CARTIN).

References

- [1] Chun-Fu Chen, Quanfu Fan, and Rameswar Panda. Crossvit: Cross-attention multi-scale vision transformer for image classification. *arXiv preprint arXiv:2103.14899*, 2021. [6](#)
- [2] Xiangxiang Chu, Zhi Tian, Yuqing Wang, Bo Zhang, Haibing Ren, Xiaolin Wei, Huaxia Xia, and Chunhua Shen. Twins: Revisiting the design of spatial attention in vision transformers. In *NeurIPS*, 2021. [3](#), [5](#), [6](#), [7](#), [8](#)
- [3] MMSegmentation Contributors. MMSegmentation: Openmmlab semantic segmentation toolbox and benchmark. <https://github.com/open-mmlab/mms Segmentation>, 2020. [7](#)
- [4] Marius Cordts, Mohamed Omran, Sebastian Ramos, Timo Scharwächter, Markus Enzweiler, Rodrigo Benenson, Uwe Franke, Stefan Roth, and Bernt Schiele. The cityscapes dataset. In *CVPR Workshop on the Future of Datasets in Vision*, volume 2, 2015. [1](#)
- [5] Jifeng Dai, Haozhi Qi, Yuwen Xiong, Yi Li, Guodong Zhang, Han Hu, and Yichen Wei. Deformable convolutional networks. In *Proceedings of the IEEE international conference on computer vision*, pages 764–773, 2017. [3](#)
- [6] Jia Deng, Wei Dong, Richard Socher, Li-Jia Li, Kai Li, and Li Fei-Fei. Imagenet: A large-scale hierarchical image database. In *2009 IEEE conference on computer vision and pattern recognition*, pages 248–255. Ieee, 2009. [1](#), [5](#)
- [7] Alexey Dosovitskiy, Lucas Beyer, Alexander Kolesnikov, Dirk Weissenborn, Xiaohua Zhai, Thomas Unterthiner, Mostafa Dehghani, Matthias Minderer, Georg Heigold, Sylvain Gelly, et al. An image is worth 16x16 words: Transformers for image recognition at scale. *arXiv preprint arXiv:2010.11929*, 2020. [1](#), [3](#), [6](#)
- [8] Mark Everingham, Luc Van Gool, Christopher KI Williams, John Winn, and Andrew Zisserman. The pascal visual object classes (voc) challenge. *International journal of computer vision*, 88(2):303–338, 2010. [1](#)
- [9] Ben Graham, Alaaeldin El-Nouby, Hugo Touvron, Pierre Stock, Armand Joulin, Hervé Jégou, and Matthijs Douze. Levit: a vision transformer in convnet’s clothing for faster inference. *arXiv preprint arXiv:2104.01136*, 2021. [8](#)
- [10] Jianyuan Guo, Kai Han, Han Wu, Chang Xu, Yehui Tang, Chunjing Xu, and Yunhe Wang. Cmt: Convolutional neural networks meet vision transformers. *arXiv preprint arXiv:2107.06263*, 2021. [8](#)
- [11] Kai Han, An Xiao, Enhua Wu, Jianyuan Guo, Chunjing Xu, and Yunhe Wang. Transformer in transformer. *arXiv preprint arXiv:2103.00112*, 2021. [6](#)
- [12] Kaiming He, Xiangyu Zhang, Shaoqing Ren, and Jian Sun. Deep residual learning for image recognition. In *CVPR*, pages 770–778, 2016. [6](#), [7](#), [8](#)
- [13] Tsung-Yi Lin, Michael Maire, Serge Belongie, James Hays, Pietro Perona, Deva Ramanan, Piotr Dollár, and C Lawrence Zitnick. Microsoft coco: Common objects in context. In *European conference on computer vision*, pages 740–755. Springer, 2014. [1](#), [5](#), [6](#)
- [14] Ze Liu, Yutong Lin, Yue Cao, Han Hu, Yixuan Wei, Zheng Zhang, Stephen Lin, and Baining Guo. Swin transformer: Hierarchical vision transformer using shifted windows. *ICCV*, 2021. [3](#), [4](#), [5](#), [6](#), [7](#), [8](#)
- [15] Ronald Poppe. A survey on vision-based human action recognition. *Image and vision computing*, 28(6):976–990, 2010. [1](#)
- [16] Ilija Radosavovic, Raj Prateek Kosaraju, Ross Girshick, Kaiming He, and Piotr Dollár. Designing network design spaces. In *CVPR*, pages 10428–10436, 2020. [6](#)
- [17] Sucheng Ren, Zhengqi Gao, Tianyu Hua, Zihui Xue, Yonglong Tian, Shengfeng He, and Hang Zhao. Co-advise: Cross inductive bias distillation. *arXiv preprint arXiv:2106.12378*, 2021. [3](#)
- [18] Christian Szegedy, Vincent Vanhoucke, Sergey Ioffe, Jon Shlens, and Zbigniew Wojna. Rethinking the inception architecture for computer vision. In *Proceedings of the IEEE conference on computer vision and pattern recognition*, pages 2818–2826, 2016. [6](#)
- [19] Mingxing Tan and Quoc Le. Efficientnet: Rethinking model scaling for convolutional neural networks. In *International Conference on Machine Learning*, pages 6105–6114. PMLR, 2019. [6](#)
- [20] Hugo Touvron, Matthieu Cord, Matthijs Douze, Francisco Massa, Alexandre Sablayrolles, and Hervé Jégou. Training data-efficient image transformers & distillation through attention. In *ICML*, pages 10347–10357. PMLR, 2021. [2](#), [3](#), [6](#), [8](#)
- [21] Ashish Vaswani, Noam Shazeer, Niki Parmar, Jakob Uszkoreit, Llion Jones, Aidan N Gomez, Łukasz Kaiser, and Illia Polosukhin. Attention is all you need. In *Advances in neural information processing systems*, pages 5998–6008, 2017. [3](#)
- [22] Heng Wang and Cordelia Schmid. Action recognition with improved trajectories. In *Proceedings of the IEEE international conference on computer vision*, pages 3551–3558, 2013. [1](#)
- [23] Pichao Wang, Xue Wang, Hao Luo, Jingkai Zhou, Zhipeng Zhou, Fan Wang, Hao Li, and Rong Jin. Scaled relu matters for training vision transformers. *arXiv preprint arXiv:2109.03810*, 2021. [5](#)
- [24] Pichao Wang, Xue Wang, Hao Luo, Jingkai Zhou, Zhipeng Zhou, Fan Wang, Hao Li, and Rong Jin. Scaled relu matters for training vision transformers. *arXiv preprint arXiv:2109.03810*, 2021. [8](#)
- [25] Wenhai Wang, Enze Xie, Xiang Li, Deng-Ping Fan, Kaitao Song, Ding Liang, Tong Lu, Ping Luo, and Ling Shao. Pvt2: Improved baselines with pyramid vision transformer. *arXiv preprint arXiv:2106.13797*, 2021. [2](#), [3](#), [6](#), [7](#), [8](#)
- [26] Wenhai Wang, Enze Xie, Xiang Li, Deng-Ping Fan, Kaitao Song, Ding Liang, Tong Lu, Ping Luo, and Ling Shao. Pyramid vision transformer: A versatile backbone for dense prediction without convolutions. In *IEEE ICCV*, 2021. [2](#), [3](#), [4](#), [5](#), [6](#), [7](#), [8](#)
- [27] Xiaolong Wang, Ross Girshick, Abhinav Gupta, and Kaiming He. Non-local neural networks. In *Proceedings of the*

- IEEE conference on computer vision and pattern recognition*, pages 7794–7803, 2018. 3
- [28] Enze Xie, Wenhai Wang, Zhiding Yu, Anima Anandkumar, Jose M Alvarez, and Ping Luo. Segformer: Simple and efficient design for semantic segmentation with transformers. *arXiv preprint arXiv:2105.15203*, 2021. 7
- [29] Jianwei Yang, Chunyuan Li, Pengchuan Zhang, Xiyang Dai, Bin Xiao, Lu Yuan, and Jianfeng Gao. Focal self-attention for local-global interactions in vision transformers, 2021. 2, 3, 5, 6, 7, 8
- [30] Fisher Yu and Vladlen Koltun. Multi-scale context aggregation by dilated convolutions. *arXiv preprint arXiv:1511.07122*, 2015. 3
- [31] Li Yuan, Yunpeng Chen, Tao Wang, Weihao Yu, Yujun Shi, Zihang Jiang, Francis EH Tay, Jiashi Feng, and Shuicheng Yan. Tokens-to-token vit: Training vision transformers from scratch on imagenet. *arXiv preprint arXiv:2101.11986*, 2021. 6
- [32] Sangdoon Yun, Dongyoon Han, Seong Joon Oh, Sanghyuk Chun, Junsuk Choe, and Youngjoon Yoo. Cutmix: Regularization strategy to train strong classifiers with localizable features. In *ICCV*, pages 6023–6032, 2019. 6
- [33] Hongyi Zhang, Moustapha Cisse, Yann N Dauphin, and David Lopez-Paz. mixup: Beyond empirical risk minimization. In *ICLR*, 2018. 6
- [34] Pengchuan Zhang, Xiyang Dai, Jianwei Yang, Bin Xiao, Lu Yuan, Lei Zhang, and Jianfeng Gao. Multi-scale vision longformer: A new vision transformer for high-resolution image encoding. *arXiv preprint arXiv:2103.15358*, 2021. 6
- [35] Zhun Zhong, Liang Zheng, Guoliang Kang, Shaozi Li, and Yi Yang. Random erasing data augmentation. In *Proceedings of the AAAI Conference on Artificial Intelligence*, volume 34, pages 13001–13008, 2020. 6
- [36] Bolei Zhou, Hang Zhao, Xavier Puig, Sanja Fidler, Adela Barriuso, and Antonio Torralba. Scene parsing through ade20k dataset. In *Proceedings of the IEEE conference on computer vision and pattern recognition*, pages 633–641, 2017. 1, 5, 7
- [37] Daquan Zhou, Bingyi Kang, Xiaojie Jin, Linjie Yang, Xiao Chen Lian, Zihang Jiang, Qibin Hou, and Jiashi Feng. Deepvit: Towards deeper vision transformer. *arXiv preprint arXiv:2103.11886*, 2021. 6