

Stochastic inflation from quantum field theory and the parametric dependence of the effective noise amplitude

Jens O. Andersen,^a Magdalena Eriksson,^{a,b} Anders Tranberg^b

^a*Department of Physics, Faculty of Natural Sciences, Norwegian University of Science and Technology, Høgskoleringen 5, N-7491 Trondheim, Norway*

^b*Faculty of Science and Technology, University of Stavanger, 4036 Stavanger, Norway*

E-mail: jens.andersen@ntnu.no, magdalena.eriksson@ntnu.no,
anders.tranberg@uis.no

ABSTRACT: The non-linear dynamics of long-wavelength cosmological fluctuations may be phrased in terms of an effective classical, but stochastic evolution equation. The stochastic noise represents short-wavelength modes that continually redshift into the long-wavelength domain. The effective evolution may be derived from first principles quantum field theory in an expanding background, through a sequence of approximations calling for additional scrutiny. We perform such an analysis, putting particular emphasis on the amplitude of the stochastic noise, which ultimately determines the cosmological correlations and provides a non-perturbative IR regulator to the dynamics.

KEYWORDS: Cosmology of Theories beyond the SM, Effective Field Theories, Nonperturbative Effects

Contents

1	Introduction	1
1.1	Application of stochastic dynamics to inflationary perturbations	3
2	Stochastic dynamics from quantum field theory	5
2.1	The closed-time-path formalism for inflation	5
2.2	Coarse graining and window functions	7
2.3	The UV vacuum mode functions	7
2.4	IR effective theory	8
2.5	Stochastic IR theory	10
2.6	An example: the step window function	13
3	Momentum decomposition of the propagator	14
3.1	An example: the Gaussian window function	16
3.2	Off-diagonal (q-c) contributions to the IR field evolution	19
3.3	Inverse IR propagator expansion	20
3.4	Exact or long-wavelength UV mode functions	21
4	The noise amplitude and its parameter dependence	22
4.1	Erfc window function	23
4.2	Alternative smoothed step window functions	28
4.3	Away from dS: leading order in slow-roll	29
5	Conclusions	31

1 Introduction

The primordial density perturbations in the Universe are expected to have originated as vacuum fluctuations of a light, weakly-interacting scalar field ϕ , amplified during a period of accelerating cosmological expansion known as inflation (see for instance [1, 2]). However, it has long been known that when computing cosmological correlations in perturbative quantum field theory (QFT), the (near-)massless propagator leads to unphysical divergent and secular IR behaviour, which call for regularisation [3, 4].

One way to achieve this is through resumming infinite sets of perturbative diagrams, using resummation techniques well-known from Minkowski space computations, adapted to de Sitter space (dS). These include the large- N expansion [5, 6], truncations of the two-particle-irreducible (2PI) effective action formalism [7, 8], the non-perturbative renormalisation group (RG) [9], and dressing of the Euclidean zero mode by summing an infinite class of diagrams [10–12]. These all reveal that a dynamical mass is generated by non-linear

interactions, regularising the correlation functions, even in the case of minimally coupled massless scalar fields.

An alternative to the diagrammatic QFT analysis is stochastic inflation [13, 14], where a separation of scales is introduced between the (far) super-horizon (IR) modes and the near- and sub-horizon (UV) modes. By integrating out the UV modes, an effective classical, but stochastic, IR theory arises, which retains much of the nonlinear, nonperturbative dynamics of the exact theory. The IR dynamics again generate a dynamical mass. This is reminiscent of similar approaches to quantum thermal field theories of gauge and fermion fields [15], where UV degrees of freedom source classical IR dynamics in the form of a stochastic noise. One important difference is that in stochastic inflation, the noise is the result of a sliding scale separation turning UV modes into IR modes. It therefore appears even in the non-interacting theory, and is hence unsuppressed by powers of the couplings. It also follows that the stochastic approach is specific to near-de Sitter geometries in that the Hubble horizon is used as a factorization scale between the long and short wavelength modes, with modes leaving the horizon only for an accelerating expansion.

In the simplest overdamped (slow-roll) limit, $\ddot{\phi} \ll 3H\dot{\phi}$, and in addition neglecting spatial gradients, the effective IR dynamics can be described by a Langevin equation, and field correlations be obtained via the corresponding Fokker-Planck equation. This is the framework most often applied to models of inflation, although the problem is still numerically tractable even when relaxing some of these assumptions [16].

The stochastic approach has been shown to reproduce the correct IR behaviour of the full QFT statistical propagator to leading order in the coupling [3, 17–20] and was recently favourably compared at two-loop order in perturbation theory [21]. Other authors have studied the evolution of the density matrix for the IR modes to recover a Fokker-Planck equation [22, 23], and Ref. [24] argued the emergence of the stochastic formalism from a leading-log diagrammatic analysis at coincident points. The conceptual and computational tractability offered by the stochastic approach has made it a popular method, and in recent years there has been an upsurge in activity aiming to extend it e.g. to beyond leading order in the coupling [22, 25, 26], the slow-roll approximation [16, 27], or to include derivative interactions [28]. However, compared to its extensive use, studies of the embedding and range of validity of the stochastic approach in QFT remain scarce (see however [29]), which has motivated the present work.

In this paper we will revisit the first-principles derivation at the level of the path integral, paying attention to the sequence of approximations required to reach the standard form of the effective dynamics. These include the coarse graining procedure, the scale separation specified by a so-called window function and the parametrisation of the free UV vacuum sourcing the horizon-crossing modes. In particular, the stochastic noise is often taken to have a particular, universal amplitude, which we will see only arises in some very specific parametric limits.

The article is organised as follows. In the following subsection 1.1, we present the effective stochastic theory, and how it is applied to compute IR field correlators given an inflation model. Having described the objective of our discussion, we in section 2 introduce the real-time QFT formalism for the problem at hand, and show how an effective IR theory

arises (sections 2.2 and 2.4) and how to interpret it as a stochastic theory (section 2.5). We reconnect to the standard form of the stochastic noise resulting from the choice of a sharp window function applied to the field variables in momentum space [14] (section 2.6). This allows us to identify the set of assumptions and approximations going into the derivation, and their validity. We investigate an alternative mode separation procedure at the level of the path integral in section 3, and proceed to again derive the target theory, in the process identifying the approximations required. The procedure is illustrated and approximations checked through an example (Gaussian) window function (sections 3.1–3.4). Section 4 represents the bulk of our analysis, where we for a selection of window functions compute and compare the amplitude of the stochastic noise, considering both massless and massive UV modes, dS and slow-roll spacetimes, and test the validity of the central assumptions. Conclusions are gathered in section 5.

1.1 Application of stochastic dynamics to inflationary perturbations

We first briefly review the stochastic inflationary formalism, and how a dynamical mass is generated. The dynamics of the coarse-grained IR field ϕ_{IR} on super-Hubble scales is described by a Langevin equation

$$\dot{\phi}_{\text{IR}}(t) + \frac{V'(\phi_{\text{IR}})}{3H} = \xi_{\phi}(t), \quad (1.1)$$

where $H \equiv \dot{a}(t)/a(t)$ is the Hubble rate,

$$V(\phi) = \frac{1}{2}m^2\phi^2 + V_1(\phi), \quad (1.2)$$

is the potential and ξ_{ϕ} is a Gaussian stochastic noise with the correlation

$$\langle \xi_{\phi}(t)\xi_{\phi}(t') \rangle = \frac{H^3}{4\pi^2} f(\epsilon_H, \epsilon_M, \dots) \delta(t - t'), \quad (1.3)$$

corresponding to white, Markovian, noise statistics. Most commonly, the function f is taken to be trivial, $f = 1$, but we will allow for the noise amplitude to a priori depend on several variables, including the slow-roll and mass parameters ϵ_H and ϵ_M defined as

$$\epsilon_H \equiv -\frac{\dot{H}}{H^2}, \quad \epsilon_M \equiv \frac{m^2}{3H^2}. \quad (1.4)$$

The Langevin equation gives rise to a Fokker-Planck equation for the one-point probability distribution of the IR field

$$\partial_t P(t, \phi_{\text{IR}}) = \left(\frac{V''(\phi_{\text{IR}})}{3H} + \frac{V'(\phi_{\text{IR}})}{3H} \partial_{\phi_{\text{IR}}} + \frac{H^3 f}{8\pi^2} \partial_{\phi_{\text{IR}}}^2 \right) P(t, \phi_{\text{IR}}). \quad (1.5)$$

Given an initial distribution at the beginning of inflation, the distribution at any later time then follows, and observables may be computed as

$$\langle \mathcal{O}(\phi_{\text{IR}}(t)) \rangle = \int d\phi_{\text{IR}} P(t, \phi_{\text{IR}}) \mathcal{O}(\phi_{\text{IR}}). \quad (1.6)$$

Often, the late-time equilibrium solution is assumed to have been reached¹

$$P_{\text{eq}}(\phi_{\text{IR}}) \sim \exp \left[-\frac{8\pi^2 V(\phi_{\text{IR}})}{3fH^4} \right], \quad (1.7)$$

and for instance for a free, massive theory, $V(\phi) = \frac{1}{2}m^2\phi^2$, the variance is given by

$$\langle \phi_{\text{IR}}^2 \rangle = \frac{3fH^4}{8\pi^2 m^2}. \quad (1.8)$$

For $f = 1$, this is indeed the finite part of the field correlator in the Bunch-Davies vacuum at leading order in the limit $m^2 \ll H^2$. This can be seen directly from expanding the free semi-dS propagator in the same limit [30, 31],

$$G_F(y) = \frac{H^2}{4\pi^2} \left(\frac{1}{y} - \frac{1}{2} \ln y + \frac{1}{2(\epsilon_M - \epsilon_H)} - 1 + \ln 2 + \mathcal{O}(\epsilon_M, \epsilon_H) \right), \quad (1.9)$$

where y is the dS invariant length scale,

$$y(x, x') = 4 \sin^2 \left(\frac{1}{2} l(x, x') H \right), \quad (1.10)$$

with $l(x, x')$ denoting the geodesic distance. Setting $\epsilon_H = 0$ and inserting (1.4) into the leading finite term, we recover (1.8).

However, when applying the stochastic formalism to a massless self-interacting field with $V_I(\phi) = \frac{\lambda}{4}\phi^4$, the late-time Fokker-Planck distribution straightforwardly leads to [14]

$$\lim_{t \rightarrow \infty} \langle \phi_{\text{IR}}^2(t) \rangle = \sqrt{\frac{3f}{2\pi^2} \frac{\Gamma[\frac{3}{4}]}{\Gamma[\frac{1}{4}]} \frac{H^2}{\sqrt{\lambda}}}. \quad (1.11)$$

One may then infer that a mass has been generated dynamically by comparing the massive dS result (1.8) with (1.11), i.e.,

$$m_{\text{dyn}}^2 = \frac{\sqrt{6}}{\sqrt{f} 8\pi} \frac{\Gamma[\frac{1}{4}]}{\Gamma[\frac{3}{4}]} \sqrt{\lambda} H^2 \simeq 0.288 \frac{\sqrt{\lambda}}{\sqrt{f}} H^2. \quad (1.12)$$

The effective mass squared is proportional to H^2 and importantly to $\sqrt{\lambda}$, rather than an integer power of the coupling. This non-analytic dependence suggests that the stochastic prescription amounts to a resummation of Feynman diagrams from all orders of perturbation theory, providing an IR regulator in an expanding background ($H \neq 0$). We see that the amplitude of the noise, including the function $f(\dots)$, sets the scale for correlators and the dynamical mass.

The original stochastic formalism was restricted to the slow-roll limit where $\ddot{\phi}_{\text{IR}}$ is neglected, and where also $V''/H^2 \ll 1$. However, one may generalise to include second-order derivatives in time by introducing a "momentum noise" ξ_π to accompany the new degree of freedom. The Langevin dynamics can then be written as two coupled equations for the IR field and its time derivative:

$$\dot{\phi}_{\text{IR}} = \pi_{\text{IR}} - \xi_\phi, \quad \dot{\pi}_{\text{IR}} + 3H\pi_{\text{IR}} + V'(\phi_{\text{IR}}) = \xi_\pi, \quad (1.13)$$

¹Although this may not always be the case [32].

alternatively,

$$\ddot{\phi}_{\text{IR}} + 3H\dot{\phi}_{\text{IR}} + V'(\phi_{\text{IR}}) = 3H\xi_\phi + \dot{\xi}_\phi + \xi_\pi \equiv \xi. \quad (1.14)$$

For later reference, we note that in the particular case, when $3H\xi_\phi \gg \dot{\xi}_\phi, \xi_\pi$ (in a sense to be discussed below), the normalisation (1.3) implies

$$\langle \xi(t)\xi(t') \rangle \rightarrow 9H^2 \langle \xi_\phi(t)\xi_\phi(t') \rangle = \frac{9H^5}{4\pi^2} f(\epsilon_H, \epsilon_M, \dots) \delta(t-t'). \quad (1.15)$$

In the following we will see that these results emerge also (in certain limits) in QFT. Starting from the closed-time-path (CTP) action, we will derive the Langevin equation using a suitable set of approximations. In particular we keep track of the normalisation of the noise, parametrised by a function $f(\dots)$, which as we have seen appears prominently in the late-time Fokker-Planck distribution and hence the computed observables. The variance for the non-interacting dS vacuum corresponds to $f = 1$ to leading order in the mass, and provides a natural benchmark for comparison.

2 Stochastic dynamics from quantum field theory

We first revisit the derivation of the Langevin evolution from a field theoretic perspective, paying special attention to the scale separation between the long- and short-wavelength degrees of freedom [14, 29, 33].

2.1 The closed-time-path formalism for inflation

We consider the real-time evolution of an interacting scalar field in an FRLW spacetime, whose line element is given by

$$ds^2 = -dt^2 + a^2(t)d\mathbf{x}^2, \quad (2.1)$$

where $a(t)$ is the scale factor and the slow-roll parameter ϵ_H parameterises the deviation from a constant expansion rate, corresponding to dS space where $a(t) \propto e^{Ht}$. Expectation values for operators are computed using the CTP formalism² of QFT [34, 35]. In the CTP formalism, the time coordinate runs on a closed time path from t_{in} to t (the '+' branch) and back again (the '-' branch). The field ϕ and source J are split up into path-ordered constituents ϕ^\pm and J^\pm , where for equal time $\phi^+(t) = \phi^-(t)$. The quantum correlators evaluated at time t can be obtained by functional differentiation of from the generating functional

$$Z[\mathbb{J}] = \int \mathcal{D}\Phi \exp \left[\frac{i}{2} \int_x (\Phi^T \mathbb{G}^{-1} \Phi - 2V_I(\Phi) + \mathbb{J}^T \Phi) \right], \quad (2.2)$$

where $\int_x \equiv \int d^4x \sqrt{-g(x)}$ for brevity, $V_I(\Phi) = V_I(\phi^+) - V_I(\phi^-)$ is the interacting potential and we define

$$\Phi(x) \equiv \begin{bmatrix} \phi^+(x) \\ \phi^-(x) \end{bmatrix}, \quad \mathbb{G}^{-1}(x, x') \equiv \begin{bmatrix} G^{-1}(x) & 0 \\ 0 & -G^{-1}(x) \end{bmatrix} \delta(x, x'), \quad \mathbb{J}(x) \equiv \begin{bmatrix} J^+(x) \\ -J^-(x) \end{bmatrix}. \quad (2.3)$$

²Also known as the in-in or Schwinger-Keldysh formalism.

The free inverse propagator is $G^{-1}(x) = \square_x - m^2$ with $\square_x \equiv \partial_\mu(\sqrt{-g(x)}g^{\mu\nu}\partial_\nu)/\sqrt{-g(x)}$. The matrix $\mathbb{G}(x, x')$ consists of the CTP propagators with all four possible time orderings:

$$\mathbb{G}(x, x') = \begin{bmatrix} G^{++}(x, x') & G^{+-}(x, x') \\ G^{-+}(x, x') & G^{--}(x, x') \end{bmatrix} = -i \begin{bmatrix} \langle T\phi^+(x)\phi^+(x') \rangle & \langle \phi^+(x)\phi^-(x') \rangle \\ \langle \phi^-(x')\phi^+(x) \rangle & \langle \bar{T}\phi^-(x)\phi^-(x') \rangle \end{bmatrix}, \quad (2.4)$$

where T (\bar{T}) denote (anti-)time ordering, satisfying

$$\langle T\phi(x)\phi(x') \rangle = \Theta(t-t')\langle \phi(x)\phi(x') \rangle + \Theta(t'-t)\langle \phi(x')\phi(x) \rangle, \quad (2.5)$$

$$\langle \bar{T}\phi(x)\phi(x') \rangle = \Theta(t-t')\langle \phi(x')\phi(x) \rangle + \Theta(t'-t)\langle \phi(x)\phi(x') \rangle. \quad (2.6)$$

The two-point functions are related via

$$G^{++}(x, x') + G^{--}(x, x') = G^{+-}(x, x') + G^{-+}(x, x'). \quad (2.7)$$

For classical considerations it is useful to work in the Keldysh basis, in which the Schwinger basis fields ϕ^\pm are transformed into "classical" and "quantum" fields ϕ^c, ϕ^q via a transformation matrix U as

$$\Phi(x) \rightarrow U\Phi(x) = \begin{bmatrix} \frac{1}{2}[\phi^+(x) + \phi^-(x)] \\ \phi^+(x) - \phi^-(x) \end{bmatrix} \equiv \begin{bmatrix} \phi^c(x) \\ \phi^q(x) \end{bmatrix}, \quad U = \begin{bmatrix} \frac{1}{2} & \frac{1}{2} \\ 1 & -1 \end{bmatrix}. \quad (2.8)$$

This notation can be understood heuristically in the sense that ϕ^q expresses the amplitude of the quantum fluctuations around the mean field value ϕ^c . The kinetic operator in the Keldysh basis is

$$\mathbb{G}^{-1}(x, x') \rightarrow U\mathbb{G}^{-1}(x, x')U^T = \begin{bmatrix} 0 & G^{-1}(x) \\ G^{-1}(x) & 0 \end{bmatrix} \delta(x, x'), \quad (2.9)$$

and the propagators are

$$\mathbb{G}(x, x') = \begin{bmatrix} -iG_F(x, x') & G_R(x, x') \\ G_A(x, x') & 0 \end{bmatrix}, \quad (2.10)$$

with

$$\begin{aligned} -iG_F(x, x') &= \frac{1}{2} [G^{+-}(x, x') + G^{-+}(x, x')] = -\frac{i}{2} \langle \{\phi(x), \phi(x')\} \rangle, \\ G_R(x, x') &= G^{++}(x, x') - G^{+-}(x, x') = -i\Theta(t-t') \langle [\phi(x), \phi(x')] \rangle, \\ G_A(x, x') &= G^{++}(x, x') - G^{-+}(x, x') = -i\Theta(t'-t) \langle [\phi(x'), \phi(x)] \rangle. \end{aligned} \quad (2.11)$$

We recognise the statistical Feynman propagator G_F and spectral retarded/advanced propagators $G_R(x, x') = G_A(x', x)$. The free propagators satisfy the equations of motion

$$G^{-1}(x)G_F(x, x') = 0, \quad G^{-1}(x)G_{R,A}(x, x') = \frac{\delta(x-x')}{\sqrt{-g(x)}}. \quad (2.12)$$

2.2 Coarse graining and window functions

In order to derive the effective IR dynamics of the inflaton field ϕ , one may proceed to split it into UV and IR parts as $\phi = \phi_{\text{UV}} + \phi_{\text{IR}}$. The field split has been addressed at the level of the effective action in earlier work [33] (see also [36, 37]), where an effective IR equation of motion is obtained by integrating out the UV modes.

The IR/UV field split is a coarse-graining procedure, in the sense that it amounts to averaging in position space using a smoothing window function \overline{W} dependent on a characteristic smoothing scale L as [38]

$$\phi_{\text{IR}}(x) = \int d^3\mathbf{x}' \phi(x') \overline{W}(\mathbf{x} - \mathbf{x}', L). \quad (2.13)$$

The IR field value at a given point in space is then given by the value of the full field ϕ averaged over a region of size L . The convolution of the window function in position space then corresponds to multiplication in momentum space. Implicit in (2.13) is that \overline{W} is taken to be local in time, through a form

$$\overline{W}(x, x') = \delta(t - t') \int \frac{d^3\mathbf{k}}{(2\pi)^3} \overline{W}(k, t) e^{i\mathbf{k}\cdot(\mathbf{x}-\mathbf{x}')}. \quad (2.14)$$

Note that k is the co-moving momentum, with $k/a(t)$ being the physical momentum. We will use this form in the following as well. From the field split $\phi = \phi_{\text{UV}} + \phi_{\text{IR}}$ with ϕ_{IR} defined as in (2.13), it follows that we can define the UV part of the field in terms of a completing function W ,

$$W(x, x') + \overline{W}(x, x') = \delta(x - x'), \quad (2.15)$$

such that

$$\phi_{\text{UV}}(x) = \int_{x'} W(x, x') \phi(x'), \quad \phi_{\text{IR}}(x) = \int_{x'} \overline{W}(x, x') \phi(x'). \quad (2.16)$$

In order for the window function to truly split the field into an IR and UV part, we require them to satisfy $W(k, t) = 1$ for field modes with $k \gg aH$ and $W(k, t) = 0$ for $k \ll aH$, and vice versa for $\overline{W}(k, t)$. In particular, if $W(k, t)$ has precisely the value 1 or 0 for a given mode, that entire mode belongs to either the UV or IR field. For a smooth window function interpolating between 1 and 0, modes of all k will contribute to both the IR and the UV field. In that case, the field split is into a "mostly-UV" and "mostly-IR" part.

We will perform the split in terms of physical momentum $k/a(t)$, rather than the co-moving momentum defining the mode functions. In practice, this introduces a time-dependence of the window function, as the UV modes are continuously red-shifted and join the coarse-grained classical IR modes. For the IR modes the effect of these quantum fluctuations crossing the Hubble horizon is what amounts to a continuous noise source.

2.3 The UV vacuum mode functions

Expanding the propagator in terms of quantised field momentum modes

$$\phi(x) = \int \frac{d^3\mathbf{k}}{(2\pi)^3} [a_{\mathbf{k}} \phi(k, t) e^{i\mathbf{k}\cdot\mathbf{x}} + \text{h.c.}], \quad (2.17)$$

with $[a_{\mathbf{k}}, a_{\mathbf{k}'}^\dagger] = (2\pi)^3 \delta^3(\mathbf{k} + \mathbf{k}')$ and $a_{\mathbf{k}}$ annihilating the Bunch-Davies vacuum, the free equation of motion (2.12) has the standard solution

$$\phi(k, t) = \frac{\sqrt{\pi}}{2\sqrt{a^3 H(1 - \epsilon_H)}} H_\nu^{(1)}\left(\frac{k}{aH(1 - \epsilon_H)}\right), \quad (2.18)$$

where $\nu^2 = \frac{9}{4} - 3\epsilon_M + 3\epsilon_H$ and $H_\nu^{(1)}(x)$ are the Hankel functions of the first kind [39]. In the massless dS case, $\nu = \frac{3}{2}$ and the mode solution reduces to

$$\phi(k, t) = -\frac{H}{\sqrt{2k^3}} \left(i + \frac{k}{aH}\right) e^{ik/aH}, \quad \epsilon_M = 0, \quad \epsilon_H = 0. \quad (2.19)$$

In the long-wavelength limit, the Hankel function can be approximated³ such that the leading term in k/aH of the mode function (2.18) is given by

$$\phi(k, t) \simeq -i \frac{H(1 - \epsilon_H)}{\sqrt{2k^3}} \left(\frac{k}{aH(1 - \epsilon_H)}\right)^{\epsilon_M - \epsilon_H}, \quad \epsilon_M \ll 1, \quad k/aH \ll 1. \quad (2.20)$$

In the following, whenever the quantum UV modes enter through their correlators, these will be represented by the free vacuum state through the above mode functions (2.18)–(2.20). The long-wavelength approximate solution (2.20) applies to our UV modes, since as we will see below, the modes responsible for the stochastic noise are in fact super-horizon, in the sense required by (2.20). They are modes transitioning from the UV to the IR.

Interacting UV mode functions

In order to solve explicitly for the UV mode functions, it is usually assumed that interactions may be neglected. It is however worth noting, that since the mass only enters through ϵ_M , the expressions generalise trivially to Gaussian interacting UV modes including an effective mass $M^2 = m^2 + \dots$. In the complete theory, where also the UV modes experience an effective mass $\propto \sqrt{\lambda} H^2$, modes are never truly massless, and for $m^2 = 0$, the small-mass criterion $\epsilon_M \ll 1$ becomes a constraint on the coupling, $\sqrt{\lambda} \ll 1$.

2.4 IR effective theory

In the language of open quantum systems, the quantum UV modes can be viewed as a bath affecting the system of classical IR modes. The generating functional (2.2) can then be written in terms of an influence functional \mathcal{F} as

$$Z[\mathbb{J}] = \int \mathcal{D}\Phi_{\text{IR}} e^{i(S[\Phi_{\text{IR}}] - \mathbb{J}^T \Phi_{\text{IR}})} \mathcal{F}[\Phi_{\text{IR}}, \mathbb{J}], \quad (2.21)$$

where

$$\mathcal{F}[\Phi_{\text{IR}}, \mathbb{J}] = \int \mathcal{D}\Phi_{\text{UV}} \exp \left[i \int_x \left(\frac{1}{2} \Phi_{\text{UV}}^T \mathbb{G}^{-1} \Phi_{\text{UV}} + \Phi_{\text{IR}}^T \mathbb{G}^{-1} \Phi_{\text{UV}} - V_1(\Phi_{\text{IR}}, \Phi_{\text{UV}}) + \mathbb{J}^T \Phi_{\text{UV}} \right) \right], \quad (2.22)$$

³For small x and $\nu > 0$ the leading terms are $H_\nu^{(1)}(x) \simeq -i \frac{\Gamma[\nu]}{\pi} \left(\frac{x}{2}\right)^{-\nu} \left[1 + \frac{1}{\nu-1} \left(\frac{x}{2}\right)^2 + \dots \right]$.

contains all the instances of Φ_{UV} and is to become an effective contribution the IR dynamics upon integrating out the UV part of the field. Here we have defined $V_1(\Phi_{\text{IR}}, \Phi_{\text{UV}}) \equiv V_1(\Phi_{\text{IR}} + \Phi_{\text{UV}}) - V_1(\Phi_{\text{IR}})$, which typically includes non-linear self-interactions among the UV modes, and between the UV and IR modes. We are interested in the stochastic noise that arises solely from the time-dependent field split of the free theory, and we will therefore simply neglect this non-linear interaction in our calculation, and as in the preceding section consider only free UV fields.⁴ The self-interaction of the IR field with itself is retained in (2.21) Setting also $\mathbb{J} = 0$ in (2.22), we may complete the square and perform the path integral over Φ_{UV} , to obtain

$$\mathcal{F}_0[\Phi_{\text{IR}}] = N \exp \left[-\frac{i}{2} \int_x \int_{x'} \Phi_{\text{IR}}^T(x) \mathbb{G}^{-1}(x) \mathbb{G}_{\text{UV}}(x, x') \mathbb{G}^{-1}(x') \Phi_{\text{IR}}(x') \right], \quad (2.23)$$

where $N \propto (\det \mathbb{G}_{\text{UV}}^{-1})^{-1/2}$ is a normalisation factor and UV propagator is defined by (2.10) with (2.16) as

$$\mathbb{G}_{\text{UV}}(x, x') = W(x) \mathbb{G}(x, x') W(x'), \quad (2.24)$$

Here $G^{-1}(x')$ can be integrated by parts to act on $G_{\text{UV}}(x, x')$ rather than the field $\Phi_{\text{IR}}(x')$. Later we will also consider departures from strict dS space ($\epsilon_H \neq 0$), but for the moment we continue with simply

$$G^{-1}(x) = -\partial_t^2 - 3H\partial_t + \frac{\nabla_{\mathbf{x}}^2}{a^2(t)} - m^2. \quad (2.25)$$

Writing out the kernel in (2.23) in the Keldysh c-q matrix form, we explicitly have

$$\begin{aligned} \mathcal{F}_0[\Phi_{\text{IR}}] = N \exp & \left[-\frac{i}{2} \int_x \int_{x'} \left(-i[\phi_{\text{IR}}^c(x), \phi_{\text{IR}}^q(x)] \int \frac{d^3\mathbf{k}}{(2\pi)^3} e^{i\mathbf{k}\cdot(\mathbf{x}-\mathbf{x}')} \right. \right. \\ & \left. \left. \times \begin{bmatrix} 0 & [\mathcal{Q}_t + W_t G_t^{-1}][\mathcal{Q}_{t'} + W_{t'} G_{t'}^{-1}] G_A(t, t') \\ [\mathcal{Q}_t + W_t G_t^{-1}][\mathcal{Q}_{t'} + W_{t'} G_{t'}^{-1}] G_R(t, t') & -i\mathcal{Q}_t \mathcal{Q}_{t'} G_F(t, t') \end{bmatrix} \begin{bmatrix} \phi_{\text{IR}}^c(x') \\ \phi_{\text{IR}}^q(x') \end{bmatrix} \right) \right], \end{aligned} \quad (2.26)$$

where the UV propagator components G_F , $G_{R/A}$, G^{-1} and the window function W enter through their momentum space counterparts, and we have defined the operator

$$\mathcal{Q}_x = \int \frac{d^3\mathbf{k}}{(2\pi)^3} \mathcal{Q}_t(k) e^{i\mathbf{k}\cdot(\mathbf{x}-\mathbf{x}')}, \quad \mathcal{Q}_t(k) \equiv -\ddot{W}(k, t) - 3H\dot{W}(k, t) - 2\dot{W}(k, t)\partial_t. \quad (2.27)$$

As we will argue below, the off-diagonal c-q terms in (2.26) may under some circumstances be neglected compared to the diagonal q-q component. Since the UV fields are taken to be non-interacting, we can make use of (2.12), and after partially integrating with respect to time, one may write for the off-diagonal components

$$\begin{aligned} & \int_x \int_{x'} \phi_{\text{IR}}^q(x) \phi_{\text{IR}}^c(x') [\mathcal{Q}_x + W_x G_x^{-1}] [\mathcal{Q}_{x'} + W_{x'} G_{x'}^{-1}] G_R(x, x') \\ & = \int_x \int_{x'} \phi_{\text{IR}}^q(x) \left[\Upsilon(x, x') + \frac{\delta(t-t')}{a^3(t)} \left(W_{x'} G_{x'}^{-1} + 2\mathcal{Q}_{x'} W_{x'} + 2W_{x'} \dot{W}_{x'} \partial_{t'} \right) \right] \phi_{\text{IR}}^c(x'), \end{aligned} \quad (2.28)$$

⁴Stochastic contributions from the non-linear IR-UV interactions involve powers of a coupling which for inflation tend to be small.

where we have defined the quantity

$$\Upsilon(x, x') \equiv \int \frac{d^3\mathbf{k}}{(2\pi)^3} \mathcal{Q}_t \mathcal{Q}_{t'} G_R(k, t, t') e^{i\mathbf{k}\cdot(\mathbf{x}-\mathbf{x}')}.$$
 (2.29)

The last three terms in (2.28) include a window function W acting on an IR-field. As pointed out in [33], if $W(k, t)$ is a projection operator (so that $W^2\phi = W\phi$, $\overline{W}W\phi = 0$), terms for which the IR field $\phi_{\text{IR}} = \overline{W}\phi$ is directly convoluted with W vanish.

Requiring window functions to be projections is a rather strict constraint, since it requires W to take on only the values 0 and 1, and hence be a (sequence of) discontinuous step functions. A smooth window function is not a projection, but one may still expect that terms of the form $W\phi_{\text{IR}}$ are suppressed also for e.g. a slightly smoothed-out step function. Discarding the last three terms of (2.28) then implies that the window function is assumed to be "sufficiently step-like". In the following we will neglect these terms, but keep in mind this requirement on the window function. Discarding of the final off-diagonal term Υ , connecting ϕ_{IR}^c and ϕ_{IR}^q , will be justified below by an explicit computation, but it is kept for now.

When the simplifications discussed above can be made, the influence functional can be written as

$$\mathcal{F}_0[\Phi_{\text{IR}}] = N \exp \left[i \int_x \int_{x'} \left(\frac{i}{2} \phi_{\text{IR}}^q(x) \text{Re} \Pi(x, x') \phi_{\text{IR}}^q(x') - 2\Theta(t-t') \phi_{\text{IR}}^q(x) \text{Im} \Pi(x, x') \phi_{\text{IR}}^c(x') \right) \right],$$
 (2.30)

with

$$\Pi(x, x') = \int \frac{d^3\mathbf{k}}{(2\pi)^3} \mathcal{Q}_t \mathcal{Q}_{t'} \phi(k, t) \phi^*(k, t') e^{i\mathbf{k}\cdot(\mathbf{x}-\mathbf{x}')},$$
 (2.31)

having used that (for $t > t'$)

$$G_F(k, t, t') = \text{Re} \phi(k, t) \phi^*(k, t'), \quad G_R(k, t, t') = 2\Theta(t-t') \text{Im} \phi(k, t) \phi^*(k, t').$$
 (2.32)

In order to compute these quantities explicitly, one is required to choose a concrete representation for the UV field mode functions $\phi(k, t)$ as well as a window function $W(k, t)$. To this end we will be using the mode solutions defined in section 2.3, at different levels of approximations.

2.5 Stochastic IR theory

Following a well-known procedure for turning our effective theory into a stochastic one [40, 41], the q-q component of (2.30) is rendered a real-valued quantity by introducing an auxiliary field $\xi(x)$ via a Hubbard-Stratonovich transformation,

$$e^{-\frac{1}{2} \int_x \mathcal{M} \phi_{\text{IR}}^2} = \int \mathcal{D}\xi e^{-\frac{1}{2} \int_x \mathcal{M}^{-1} \xi^2 + i \int_x \xi \phi_{\text{IR}}},$$
 (2.33)

for which we obtain

$$\mathcal{F}_0[\Phi_{\text{IR}}] = N \int \mathcal{D}\xi \exp \left[\int_x \int_{x'} \left(-\frac{1}{2} \xi(x) \text{Re} \Pi(x, x')^{-1} \xi(x') + i \xi(x) \phi_{\text{IR}}^q(x') - i 2\Theta(t-t') \phi_{\text{IR}}^q(x) \text{Im} \Pi(x, x') \phi_{\text{IR}}^c(x') \right) \right].$$
 (2.34)

Here the variables ξ are defined to be Gaussian, with

$$\langle \xi(x)\xi(x') \rangle = \int \mathcal{D}\xi \mathcal{P}[\xi] \xi(x)\xi(x') = \text{Re } \Pi(x, x'). \quad (2.35)$$

In this relation $\langle \cdot \rangle$ denotes the ensemble average and the right-hand-side is evaluated as a quantum expectation value.

An equivalent, but perhaps more familiar form of the stochastic noise correlator (2.35) can be obtained by rewriting (2.31) into⁵

$$\begin{aligned} \text{Re} \int_x \int_{x'} \phi_{\text{IR}}^{\text{q}}(x) \Pi(x, x') \phi_{\text{IR}}^{\text{q}}(x') &= \text{Re} \int_x \int_{x'} \int \frac{d^3\mathbf{k}}{(2\pi)^3} \left(-\dot{\phi}_{\text{IR}}^{\text{q}}(t)\phi(t) + \phi_{\text{IR}}^{\text{q}}(t)\dot{\phi}(t) \right) \dot{W}_t \\ &\quad \times \dot{W}_{t'} \left(-\dot{\phi}_{\text{IR}}^{\text{q}}(t')\phi^*(t') + \phi_{\text{IR}}^{\text{q}}(t')\dot{\phi}^*(t') \right) e^{i\mathbf{k}\cdot(\mathbf{x}-\mathbf{x}')}, \end{aligned} \quad (2.36)$$

and introducing instead two auxiliary fields ξ_ϕ and ξ_π . Writing $\pi = \dot{\phi}$, the generating functional becomes

$$\begin{aligned} \mathcal{F}_0[\Phi_{\text{IR}}] &= N \int \mathcal{D}\xi_\phi \mathcal{D}\xi_\pi \exp \left[\int_x \int_{x'} \left(-\frac{1}{2} [\xi_\phi(x), \xi_\pi(x)] \mathcal{M}^{-1}(x, x') \begin{bmatrix} \xi_\phi(x') \\ \xi_\pi(x') \end{bmatrix} \right. \right. \\ &\quad \left. \left. + i [-\pi_{\text{IR}}^{\text{q}}(x), \phi_{\text{IR}}^{\text{q}}(x)] \begin{bmatrix} \xi_\phi(x') \\ \xi_\pi(x') \end{bmatrix} - i2\Theta(t-t') \phi_{\text{IR}}^{\text{q}}(x) \text{Im } \Pi(x, x') \phi_{\text{IR}}^{\text{c}}(x') \right) \right], \end{aligned} \quad (2.37)$$

where

$$\mathcal{M}(x, x') = \text{Re} \int \frac{d^3\mathbf{k}}{(2\pi)^3} e^{i\mathbf{k}\cdot(\mathbf{x}-\mathbf{x}')} \dot{W}_t \begin{bmatrix} \phi(k, t)\phi^*(k, t') & \phi(k, t)\pi^*(k, t') \\ \pi(k, t)\phi^*(k, t') & \pi(k, t)\pi^*(k, t') \end{bmatrix} \dot{W}_{t'}. \quad (2.38)$$

Schematically, we may then write for the stochastic noise

$$\begin{aligned} \xi_\phi(x) &= \int \frac{d^3\mathbf{k}}{(2\pi)^{\frac{3}{2}}} \dot{W}_t [a_{\mathbf{k}}\phi(k, t)e^{i\mathbf{k}\cdot\mathbf{x}} + \text{h.c.}], \\ \xi_\pi(x) &= \int \frac{d^3\mathbf{k}}{(2\pi)^{\frac{3}{2}}} \dot{W}_t [a_{\mathbf{k}}\pi(k, t)e^{i\mathbf{k}\cdot\mathbf{x}} + \text{h.c.}], \end{aligned} \quad (2.39)$$

keeping in mind that $\xi(x)$ is a number and the right-hand side is an operator, and the correspondence is at the level of expectation values.

The stochastic equation

Combining the expressions (2.22) and (2.34), the influence functional (2.21) now reads

$$Z[0] = \int \mathcal{D}\Phi_{\text{IR}} e^{iS[\Phi_{\text{IR}}]} \mathcal{F}_0[\Phi_{\text{IR}}] = \int \mathcal{D}\Phi_{\text{IR}} \mathcal{D}\xi e^{iS_{\text{eff}}[\Phi_{\text{IR}}, \xi]}, \quad (2.40)$$

with

$$S[\Phi_{\text{IR}}] = \int_x \left(\frac{1}{2} \phi_{\text{IR}}^{\text{c}} G^{-1} \phi_{\text{IR}}^{\text{q}} - V_1[\phi_{\text{IR}}^{\text{c}}, \phi_{\text{IR}}^{\text{q}}] \right). \quad (2.41)$$

⁵Using the metric determinant to write $-a^3(t)\mathcal{Q}_t\phi(k, t) = \partial_t[a^3(t)\dot{W}(k, t)\phi(k, t)] + a^3(t)\dot{W}(k, t)\dot{\phi}(k, t)$ and partial integrating the first term in the action.

By variation of the effective action, we finally arrive at the stochastic equation of motion for the IR field, which becomes⁶

$$0 = \left. \frac{\delta S_{\text{eff}}}{\delta \phi_{\text{IR}}^{\text{q}}(x)} \right|_{\phi_{\text{IR}}^{\text{q}}=0} = \ddot{\phi}_{\text{IR}}^{\text{c}}(x) + 3H\dot{\phi}_{\text{IR}}^{\text{c}}(x) + \frac{\nabla_{\mathbf{x}}^2}{a^2(t)}\phi_{\text{IR}}^{\text{c}}(x) + V'(\phi_{\text{IR}}^{\text{c}}(x)) - \xi(x) + \int_{x'} 2\Theta(t-t') \text{Im} \Pi(x, x') \phi_{\text{IR}}^{\text{c}}(x'). \quad (2.42)$$

One may note that if the IR field is sufficiently super-horizon, the gradient term is negligible, since by construction

$$\frac{k^2}{a^2(t)H^2}\phi_{\text{IR}}^{\text{c}} \ll \phi_{\text{IR}}^{\text{c}}. \quad (2.43)$$

This must then be compared to the remaining terms. To the extent that $\Upsilon(x, x') = 2\Theta(t-t') \text{Im} \Pi(x, x')$ may be neglected, we recover the stochastic equation advertised in (1.14);

$$\ddot{\phi}_{\text{IR}} + 3H\dot{\phi}_{\text{IR}} + V'(\phi_{\text{IR}}) = \xi. \quad (2.44)$$

One may equivalently vary instead (2.37), to obtain the identification

$$3H\xi_{\phi}(x) + \dot{\xi}_{\phi}(x) + \xi_{\pi}(x) \equiv \xi(x), \quad (2.45)$$

as discussed in section 1.1. In the following sections we will show explicitly that in certain limits, $3H\xi_{\phi}$ is indeed the dominant contribution to the noise. For the moment, we will simply note that for $k \ll aH$ the mode derivative is $\dot{\phi}(k, t) \simeq \epsilon_M H \phi(k, t)$, as can be seen from e.g. (2.39) and (3.16). It follows that for small ϵ_M , the remaining correlators in (2.38) are $\mathcal{O}(\epsilon_M)$.

Under the above assumptions, and additionally in the slow-roll regime where $\ddot{\phi} \ll 3H\dot{\phi}$, the original stochastic inflation form (1.1) is recovered,

$$\dot{\phi}_{\text{IR}}(t) + \frac{V'(\phi_{\text{IR}}(t))}{3H} = \xi_{\phi}(t). \quad (2.46)$$

Let us summarise the procedure so far. Before applying standard slow-roll and large wavelength assumptions common to inflationary dynamics, we have ignored UV-UV and UV-IR self-interactions, made use of W being close to a projection onto UV modes, neglected Υ and neglected noise contributions other than ξ_{ϕ} . The IR fields have also implicitly been assumed classical, so that the variation of the path integral with respect to $\phi_{\text{IR}}^{\text{q}}$ gives the complete dynamics. Only then do we recover the standard form of the stochastic equation. A number of these assumptions will be checked explicitly below.

Before we proceed, we emphasise that expressing the path integral in terms of a stochastic process does not imply any physical reality to each individual stochastic trajectory. Only the ensemble average over initial conditions and realisations of the noise have meaning, and so conceptually, the corresponding Fokker-Planck equation and distribution is perhaps the preferred object to work with.

⁶We note that the potential term $V_{\text{I}}[\Phi] = V_{\text{I}}[\phi^+] - V_{\text{I}}[\phi^-]$ in the Keldysh basis has the property that $dV_{\text{I}}[\Phi]/d\phi^{\text{q}}|_{\phi^{\text{q}}=0} = V'_{\text{I}}[\phi^{\text{c}}]$.

2.6 An example: the step window function

The simplest example of a window function is the step function

$$W(k, t) = \Theta(k/aH - \mu), \quad (2.47)$$

which projects out modes with $k < \mu aH$, and was the original choice made in [13, 14]. It is a true projection, and so some of the simplifications discussed above go through straightforwardly. The dimensionless parameter $\mu < 1$ is taken to be small but non-vanishing, and the coarse-graining scale is then $(\mu aH)^{-1}$.

The noise correlations can be computed from (2.38), where from (2.20) we obtain to first order in mass and slow-roll parameters,

$$\begin{aligned} \begin{bmatrix} \langle \xi_\phi(x) \xi_\phi(x') \rangle \\ \langle \xi_\phi(x) \xi_\pi(x') \rangle \\ \langle \xi_\pi(x) \xi_\pi(x') \rangle \end{bmatrix} &= \frac{H^3}{4\pi^2} (1 - \epsilon_H)^3 \frac{\sin \mu a H r}{\mu a H r} \delta(t - t') \left(\frac{\mu}{1 - \epsilon_H} \right)^{2\epsilon_M - 2\epsilon_H} \\ &\times \begin{bmatrix} 1 + \mu^2(1 + 2\epsilon_M) \\ (-\epsilon_M + \mu^2(1 + \frac{3}{2}\epsilon_M - \epsilon_H)) H \\ (\epsilon_M^2 + 2\mu^2\epsilon_M) H^2 \end{bmatrix} + \mathcal{O}(\mu^4). \end{aligned} \quad (2.48)$$

In the limit $\epsilon_M, \epsilon_H \rightarrow 0$ the first noise correlator in (2.48) reduces to the original result [14] to leading order in μ . It remains to take the limits $\mu \ll 1$ and $r < aH$ to recover the correlation,

$$\langle \xi_\phi(x) \xi_\phi(x') \rangle = \frac{H^3}{4\pi^2} \delta(t - t'). \quad (2.49)$$

This result is elegant in its simplicity, but as we have seen, it relies on a number of approximations and assumptions.

The expression (2.48) is our first encounter of the correction function $f(\epsilon_M, \epsilon_H, \mu, \dots)$ advertised in section 1.1. We see that the limits $\epsilon_M, \epsilon_H \rightarrow 0$ do not commute with $\mu \rightarrow 0$. Indeed, as soon as μ is taken to be small, the standard noise normalisation (2.49) only follows in the strict massless and dS limit. From (2.48) it also becomes apparent that the contribution of ξ_ϕ dominates for small μ .

It was pointed out in [38] that some window functions fail to reproduce the correct long-distance behaviour of the full (non-coarse grained) correlators, and that some result in coloured noise [38, 42].⁷ The step function is one such example, and in the following, we will consider smooth window functions.

⁷For instance, the resulting correlations $\langle \dot{\phi}_{\text{IR}}(x) \dot{\phi}_{\text{IR}}(x') \rangle$ from the Langevin equation should at least match the behaviour of $\langle \dot{\phi}(x) \dot{\phi}(x') \rangle \sim r^{-4}$ at large distances. This can be achieved by demanding sufficient smoothness of the window function, such that the noise correlation

$$\langle \xi_\phi(x) \xi_\phi(x') \rangle \sim \int dk h(k) \sin kr = \frac{h(0)}{r} - \frac{h''(0)}{r^3} + \frac{h'''(0)}{r^5} - \dots, \quad (2.50)$$

has at least $h'''(0)$ finite. The authors of [38] provided a sufficient (but not necessary or exhaustive) condition for a window function to satisfy this.

3 Momentum decomposition of the propagator

An alternative method for the scale separation between IR and UV modes was applied in [29], where the propagator rather than the field itself is subject to a window function in momentum space. The propagator is decomposed into two constituents that are dominant in the IR and UV respectively:

$$\mathbb{G}(x, x') = \mathbb{G}_{\text{IR}}(x, x') + \mathbb{G}_{\text{UV}}(x, x'), \quad (3.1)$$

where the IR propagator is weighted according to

$$\mathbb{G}_{\text{IR}}(x, x') \equiv \int_y \int_{y'} \overline{W}(x, y) \mathbb{G}(y, y') \overline{W}(y', x'), \quad (3.2)$$

and \overline{W} is as earlier used to project the field onto long wavelengths. The UV propagator is constructed from (3.1) as (c.f. (2.24))

$$\mathbb{G}_{\text{UV}}(x, x') = \int_{y'} \int_y [\mathbb{G}(x, y) W(y, x') + W(x, y) \mathbb{G}(y, x') - W(x, y) \mathbb{G}(y, y') W(y', x')]. \quad (3.3)$$

An additional step is to make the formal rewriting of the field into two constituents,

$$\Phi(x) = \Phi_1(x) + \Phi_2(x). \quad (3.4)$$

Unlike when decomposing at the level of the fields, these field constituents are not under any constraints: they are simply two new field variables defined over all of momentum space. The decomposition (3.4) is used as a tool together with the propagator constituents (3.1) to make use of a Gaussian identity⁸ in order to rewrite the generating functional (2.2) as

$$Z[\mathbb{J}] = \int \mathcal{D}\Phi_1 \mathcal{D}\Phi_2 \exp \left[\frac{i}{2} \int_x (\Phi_1^T \mathbb{G}_{\text{IR}}^{-1} \Phi_1 + \Phi_2^T \mathbb{G}_{\text{UV}}^{-1} \Phi_2 - 2V_1(\Phi_1 + \Phi_2) + \mathbb{J}^T(\Phi_1 + \Phi_2)) \right]. \quad (3.6)$$

We have in mind a smooth window function $W(\overline{W})$ that suppresses the IR(UV). From the construction of the propagators, the UV components of the Φ_1 field will have suppressed contributions to the path integral, and analogously the IR components of the Φ_2 field. Note that when decomposing at the level of the propagator, we no longer have bilinear kinetic terms mixing the UV and IR physics in the generating functional. To obtain an expression for the IR kinetic operator in (3.6), we write (formally, suppressing integration labels)

$$\mathbb{G}_{\text{IR}}^{-1} = \frac{1}{1 - \mathbb{G}^{-1} \mathbb{G}_{\text{UV}}} \mathbb{G}^{-1}. \quad (3.7)$$

⁸For some function $f(x)$ depending only on the combination $x = y + z$ the relation

$$\sqrt{\frac{|a+b|}{2\pi ab}} \int dy \int dz \exp \left[- \left(\frac{y^2}{2a} + \frac{z^2}{2b} + f(y+z) \right) \right] = \int dx \exp \left[- \left(\frac{x^2}{2(a+b)} + f(x) \right) \right], \quad (3.5)$$

can be verified e.g. by a change of variables $x = y + z$ and integration over $u = by - az$.

For the large-wavelength dynamics governed by $\mathbb{G}_{\text{IR}}^{-1}$, the propagator \mathbb{G}_{UV} is by construction acting on a subspace of the field configuration in which it is suppressed, hence allowing the expansion

$$\mathbb{G}_{\text{IR}}^{-1} = \mathbb{G}^{-1} + \mathbb{G}^{-1}\mathbb{G}_{\text{UV}}\mathbb{G}^{-1} + \mathbb{G}^{-1}\mathbb{G}_{\text{UV}}\mathbb{G}^{-1}\mathbb{G}_{\text{UV}}\mathbb{G}^{-1} + \dots \quad (3.8)$$

To clarify, the "small quantity" in the expansion is the degree to which the "mostly-UV" propagator \mathbb{G}_{UV} is small when acting on the "mostly-IR" field Φ_1 .⁹ For a given window function, it may be prudent to confirm convergence a posteriori, and we will do this below.

The first term in (3.8) replaces G_{IR}^{-1} by G^{-1} in the quadratic part of the action (3.6), such that

$$\begin{aligned} Z[0] &= \int \mathcal{D}\Phi_1 \exp \left[\frac{i}{2} \int_x (\Phi_1^T \mathbb{G}^{-1} \Phi_1 - 2V_1(\Phi_1)) \right] \\ &\times \exp \left[\frac{i}{2} \int_x \Phi_1^T \mathbb{G}^{-1} \mathbb{G}_{\text{UV}} \mathbb{G}^{-1} \Phi_1 + \Phi_1^T \mathbb{G}^{-1} \mathbb{G}_{\text{UV}} \mathbb{G}^{-1} \mathbb{G}_{\text{UV}} \mathbb{G}^{-1} \Phi_1 + \dots \right] \\ &\times \int \mathcal{D}\Phi_2 \exp \left[\frac{i}{2} \int_x (\Phi_2^T \mathbb{G}_{\text{UV}}^{-1} \Phi_2 - 2V_1(\Phi_1, \Phi_2)) \right]. \end{aligned} \quad (3.9)$$

where similarly to (2.22), we have defined $V_1(\Phi_1, \Phi_2) \equiv V_1(\Phi_1 + \Phi_2) - V_1(\Phi_1)$.

By the same logic as when the UV-IR and UV-UV self-interactions were neglected in the previous section, we will treat the Φ_2 field as non-interacting, in which case the integral over Φ_2 is Gaussian and only provides a multiplicative constant. The second line will now play the role of the influence functional, while the first line is the free action $S[\Phi_1]$.

Our new influence functional has as its leading term (corresponding to the next-to-leading order (NLO) in the inverse propagator expansion (3.8))

$$\mathbb{G}^{-1}\mathbb{G}_{\text{UV}}\mathbb{G}^{-1} = W\mathbb{G}^{-1} + \mathbb{G}^{-1}W - \mathbb{G}^{-1}W\mathbb{G}W\mathbb{G}^{-1}, \quad (3.10)$$

which includes the integrand in (2.23). The derivation of the Langevin equation then goes through in the same manner as previously described. The additional terms $\mathbb{G}^{-1}W$ and $W\mathbb{G}^{-1}$ become directly convoluted with Φ_1 . By construction, Φ_1 has a suppressed short-wavelength component, and similarly to the discussion above, we expect the contribution of these terms to be negligible only for a sharp enough window function.

Unlike in section 2.4, the inverse propagator expansion in (3.8) gives further contributions at higher order. From (3.11) one obtains at next-to-next-to-leading order (NNLO)

$$\begin{aligned} \mathbb{G}^{-1}\mathbb{G}_{\text{UV}}\mathbb{G}^{-1}\mathbb{G}_{\text{UV}}\mathbb{G}^{-1} &= \mathbb{G}^{-1}W^2 + W^2\mathbb{G}^{-1} + W\mathbb{G}^{-1}W - \mathbb{G}^{-1}W^2\mathbb{G}W\mathbb{G}^{-1} \\ &- \mathbb{G}^{-1}W\mathbb{G}W^2\mathbb{G}^{-1} - W\mathbb{G}^{-1}W\mathbb{G}W\mathbb{G}^{-1} - \mathbb{G}^{-1}W\mathbb{G}W\mathbb{G}^{-1}W \\ &+ \mathbb{G}^{-1}W\mathbb{G}W\mathbb{G}^{-1} + \mathbb{G}^{-1}W\mathbb{G}W\mathbb{G}^{-1}W\mathbb{G}W\mathbb{G}^{-1}, \end{aligned} \quad (3.11)$$

where we note the reappearance of the NLO term on the last line with the opposite sign. It is not manifest that the above is subleading compared to (3.10), and we shall return to this point in the next section when considering a concrete example.

⁹For a strict step function such as (2.47), this procedure is ill-defined, since the denominator of (3.7) vanishes for UV modes.

3.1 An example: the Gaussian window function

A common example of a smooth window function is the Gaussian,

$$W(k, t) = 1 - e^{-\frac{1}{2}\left(\frac{k}{\sigma a_t H}\right)^2}. \quad (3.12)$$

The Gaussian window function fulfills the criteria set out in Ref. [38], and is parameterised by a dimensionless parameter σ , controlling both the location and steepness of the transition from IR to UV. This is in contrast to a smoothed step function (which we will consider below), where the location is fixed (by the parameter μ in (2.47)) and a second parameter that controls the steepness. In other words, the step function is not a limit of the Gaussian, and as $\sigma \rightarrow 0$, the cutoff becomes steep, but also moves to $k \rightarrow 0$.

The noise correlation (2.35) can be simplified slightly using that the time derivative of the full mode solution can be factorised as

$$\dot{\phi}(k, t) = q_\nu(k, t)H\phi(k, t), \quad (3.13)$$

such that

$$\langle \xi(x)\xi(x') \rangle = \text{Re} \int \frac{k dk}{2\pi^2 r} \sin kr \tilde{\mathcal{Q}}(k, t) \tilde{\mathcal{Q}}^*(k, t') \phi(k, t) \phi^*(k, t'). \quad (3.14)$$

Here we have defined

$$\tilde{\mathcal{Q}}(k, t) \equiv -\ddot{W}(k, t) - [3 + 2q_\nu(k, t)]H\dot{W}(k, t). \quad (3.15)$$

where q_ν may be expressed as

$$q_\nu(k, t) = -\epsilon_M - \frac{k}{a_t H} \frac{H_{\nu-1}^{(1)}\left(\frac{k}{a_t H(1-\epsilon_H)}\right)}{H_\nu^{(1)}\left(\frac{k}{a_t H(1-\epsilon_H)}\right)}. \quad (3.16)$$

to first order in ϵ_M, ϵ_H . We will proceed with $\epsilon_H = 0$ and generalise to $\epsilon_H \neq 0$ later.

To begin with, using the approximate mode solution (2.20) for which $q_\nu(k, t) \simeq -\epsilon_M$, the noise correlator is found to be

$$\begin{aligned} \langle \xi(x)\xi(x') \rangle = & \frac{H^6}{8\pi^2} \sigma^{2\epsilon_M} (\text{sech } H\tau)^{2+\epsilon_M} \left[\text{sech}^2 H\tau \Gamma[4 + \epsilon_M] {}_1F_1\left(4 + \epsilon_M; \frac{3}{2}; -\frac{r^2}{4\alpha}\right) \right. \\ & + 2(1 - 2\epsilon_M) \Gamma[3 + \epsilon_M] {}_1F_1\left(3 + \epsilon_M; \frac{3}{2}; -\frac{r^2}{4\alpha}\right) \\ & \left. + (1 - 2\epsilon_M)^2 \Gamma[2 + \epsilon_M] {}_1F_1\left(2 + \epsilon_M; \frac{3}{2}; -\frac{r^2}{4\alpha}\right) \right], \end{aligned} \quad (3.17)$$

where $\tau \equiv t - t'$ denotes the time separation, $r \equiv |\mathbf{x} - \mathbf{x}'|$ the spatial separation, ${}_1F_1(a, b, z)$ is the confluent hypergeometric function [39], and

$$\alpha \equiv \frac{1}{2\sigma^2 H^2} \left(\frac{1}{a_t^2} + \frac{1}{a_{t'}^2} \right) = \frac{R^2}{\sigma^2 \text{sech } H\tau} \quad \text{with} \quad R^2 \equiv \frac{1}{a(t)a(t')H^2}. \quad (3.18)$$

Because a number of similar expressions will appear later, it is worth pausing at this point. For equal time $t = t'$, we see that R is the Hubble scale in time, and the spatial

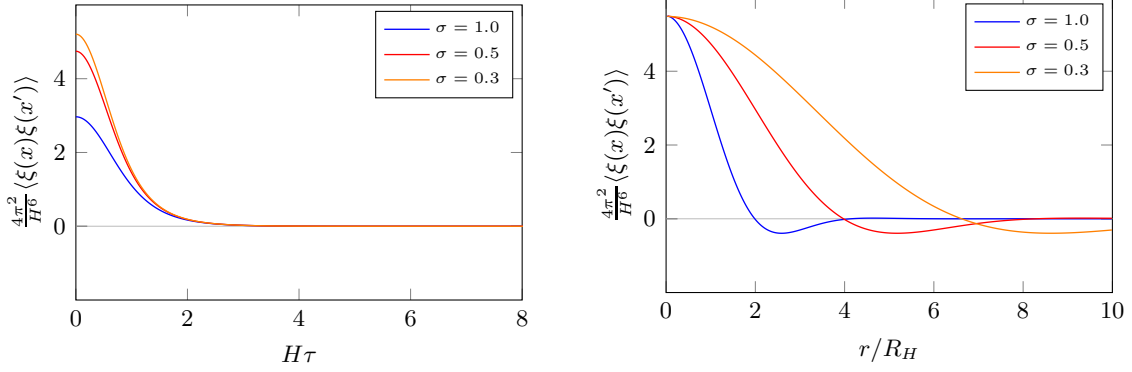


Figure 1: Noise correlation (3.17) with $\epsilon_M = 0.001$ as a function of spatial separation r/R_H with Hubble scale $R_H \equiv R(t = t')$ (left panel) and as a function of time separation $\tau \equiv t - t'$ for fixed spatial separation $r/R = 1$ (right panel).

separation r then enters the correlation in units of the Gaussian width $(R/\sigma)^2$. Away from the equal-time limit, $r^2/4\alpha$ grows exponentially with τ , resulting in the whole expression decaying exponentially (see left panel of Fig. 1). For large spatial separations $r \gg R$, the noise correlation decays exponentially (see right panel of Fig. 1), signifying that the noise evolution can be considered local for patches of length scales $r > \sigma R$. It becomes apparent that for smaller σ , the decay is slower. On the other hand, since R decreases very fast in time, the localisation in space is not very sensitive to the choice of σ .

In addition, due to the overall factor of $\sigma^{2\epsilon_M}$, the limit $\sigma \rightarrow 0$ does not commute with the massless limit. This factor can be replaced by 1 if we choose σ in such a way that $\ln \sigma \ll \epsilon_M^{-1}/2$, but one may in practise tune σ and ϵ_M to give any noise amplitude.

To get a better understanding of the contributions to the noise correlation (3.17), one may consider the decomposed noise terms ξ_ϕ and ξ_π of (2.45), where schematically

$$\dot{\xi}_\phi(x) = \int \frac{d^3\mathbf{k}}{(2\pi)^{\frac{3}{2}}} (\ddot{W}_t + q_\nu(k, t)\dot{W}_t) [a_{\mathbf{k}}\phi(k, t)e^{i\mathbf{k}\cdot\mathbf{x}} + \text{h.c.}]. \quad (3.19)$$

In particular, we obtain

$$\begin{aligned} \langle \xi_\phi(x)\xi_\phi(x') \rangle &= \frac{H^4}{8\pi^2} \sigma^{2\epsilon_M} \Gamma[2 + \epsilon_M] (\text{sech } H\tau)^{2+\epsilon_M} {}_1F_1\left(2 + \epsilon_M, \frac{3}{2}, -\frac{r^2}{4\alpha}\right) \\ &\simeq \frac{H^4}{8\pi^2} \text{sech}^2 H\tau + \mathcal{O}(\epsilon_M), \end{aligned} \quad (3.20)$$

where the last equality applies for $r = 0$. The long-wavelength approximate result (3.20) reproduces the result at leading order in σ obtained using the exact massless mode solution (2.19) in earlier works [36, 38].

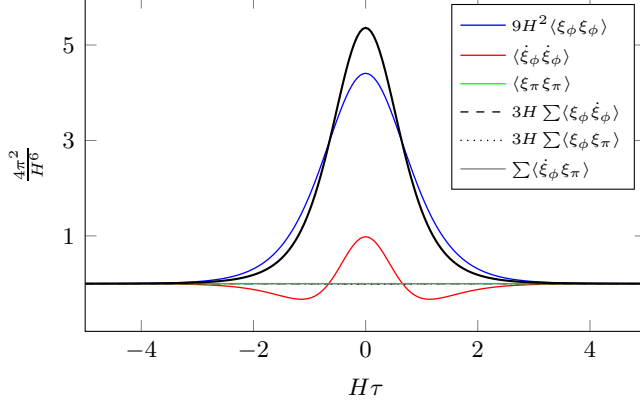


Figure 2: Decomposed noise correlations at coincident spatial points for the Gaussian window with $\sigma = 0.1$ and $\epsilon_M = 0.005$. Here we denote $\sum \langle \xi_\phi \dot{\xi}_\phi \rangle \equiv \langle \xi_\phi(x) \dot{\xi}_\phi(x') \rangle + \langle \dot{\xi}_\phi(x) \xi_\phi(x') \rangle$, etc. The combined noise $\langle \xi(x)\xi(x') \rangle$ of (3.17) is displayed in black for comparison.

For the correlation of (3.19) one finds

$$\begin{aligned} \langle \dot{\xi}_\phi(x) \dot{\xi}_\phi(x') \rangle &= \frac{H^6}{8\pi^2} \sigma^{2\epsilon_M} (\text{sech } H\tau)^{2+\epsilon_M} \left[\Gamma[4 + \epsilon_M] \text{sech}^2 H\tau {}_1F_1\left(4 + \epsilon_M, \frac{3}{2}, -\frac{r^2}{4\alpha}\right) \right. \\ &\quad \left. - 4\Gamma[3 + \epsilon] {}_1F_1\left(3 + \epsilon_M, \frac{3}{2}, -\frac{r^2}{4\alpha}\right) + 4\Gamma[2 + \epsilon] {}_1F_1\left(2 + \epsilon_M, \frac{3}{2}, -\frac{r^2}{4\alpha}\right) \right] \\ &\simeq \frac{H^6}{8\pi^2} \text{sech}^2 H\tau (6 \text{sech}^2 H\tau - 4) + \mathcal{O}(\epsilon_M). \end{aligned} \quad (3.21)$$

with the last equality again in the limit $r \rightarrow 0$. For the cross terms, we find

$$\begin{aligned} \langle \dot{\xi}_\phi(x) \xi_\phi(x') \rangle + \langle \xi_\phi(x) \dot{\xi}_\phi(x') \rangle &= \frac{H^5}{4\pi^2} \sigma^{2\epsilon_M} (\text{sech } H\tau)^{2+\epsilon_M} \left[\Gamma[3 + \epsilon_M] {}_1F_1\left(3 + \epsilon_M, \frac{3}{2}, -\frac{r^2}{4\alpha}\right) \right. \\ &\quad \left. - 2\Gamma[2 + \epsilon] {}_1F_1\left(2 + \epsilon_M, \frac{3}{2}, -\frac{r^2}{4\alpha}\right) \right] \\ &\simeq 0 + \mathcal{O}(\epsilon_M). \end{aligned} \quad (3.22)$$

Correlations involving $\xi_\pi \propto q_\nu \simeq -\epsilon_M$ are similarly suppressed. In Fig. 2, we show all the contributions to the noise correlators at $r = 0$ as a function of time separation $H\tau$. We see that ξ_ϕ indeed dominates, while $\dot{\xi}_\phi$ has both positive and negative contributions.

The noise correlator is localised around $H\tau = 0$, but has more features than simply a delta-function. Nevertheless, a final approximation to the delta function case can be made, even for finite σ , through the replacement (for this example, in the massless limit $\epsilon_M = 0$)

$$\text{sech}^2 H\tau \rightarrow 2\delta(H\tau) = \frac{2}{H} \delta(t - t'), \quad (3.23)$$

where the factor of 2 is chosen so that

$$\int d(H\tau) \text{sech}^2 H\tau = \frac{2}{H} \int d\tau \delta(t - t'). \quad (3.24)$$

In other words, we replace a moderately localised noise distribution by a fully localised one with the same integrated power, i.e., such that

$$\langle \xi_\phi(x) \xi_\phi(x') \rangle \simeq \frac{H^4}{8\pi^2} \operatorname{sech}^2 H\tau \simeq \frac{H^3}{4\pi^2} \delta(t - t'). \quad (3.25)$$

With this procedure, it can be seen that the integral of the $\langle \dot{\xi}_\phi \dot{\xi}_\phi \rangle$ correlator vanishes identically to leading order, and so non-local time correlations (positive and negative) are ignored in this procedure. Only the $\langle \xi_\phi \xi_\phi \rangle$ contribution remains.

In section 4, we will further investigate how the noise distribution depends on the choice of window function and its parameters, as well as the choice of approximation for the UV mode functions (2.18)–(2.20). The dependence on the mass parameter ϵ_M and the generalisation beyond leading order in slow-roll, $\epsilon_H \neq 0$, will also be considered. Ultimately, we will compute the amplitude of the localised noise, making use of the prescription (3.23). The prefactor of the delta-function will be referred to as the noise amplitude.

Before doing so, however, we will use the Gaussian window function to explicitly check some of the assumptions made with the derivations in the previous section. The conclusions will hold also for the other window functions considered below.

3.2 Off-diagonal (q-c) contributions to the IR field evolution

In our derivation of the stochastic evolution equation for the IR modes (2.42), we made the claim that the off-diagonal c-q contributions, including the term Υ , can be neglected. In the following we will check this explicitly for the terms that do not contain any operators acting directly on the IR field ϕ_{IR} .

With the approximate solution (2.20) for the dS UV mode functions, we first find for the retarded propagator

$$G_R(k, t, t') \simeq -\frac{H^2}{3} \Theta(t - t') \left[(a_t H)^{-3+\epsilon_M} (a_{t'} H)^{-\epsilon_M} - (a_{t'} H)^{-3+\epsilon_M} (a_t H)^{-\epsilon_M} \right], \quad (3.26)$$

which for $\epsilon_M \rightarrow 0$ goes as $a^{-3}(t)$. We can then straightforwardly compute

$$\begin{aligned} \Upsilon(x, x') &= \frac{H^7}{4\pi^2} \sigma^3 (a_t a_{t'})^{\frac{3}{2}} \operatorname{sech}^{\frac{7}{2}} H\tau \left[\Gamma \left[\frac{11}{2} \right] \operatorname{sech}^2 H\tau {}_1F_1 \left(\frac{11}{2}, \frac{3}{2}, -\frac{r^2}{4\alpha} \right) \right. \\ &\quad + 2\Gamma \left[\frac{9}{2} \right] {}_1F_1 \left(\frac{9}{2}, \frac{3}{2}, -\frac{r^2}{4\alpha} \right) \left(1 + \operatorname{sech} H\tau \left(\frac{a_{t'} \partial_{t'}}{a_t H} + \frac{a_t \partial_t}{a_{t'} H} \right) \right) \\ &\quad \left. + (-5 + 12\epsilon_M) \Gamma \left[\frac{7}{2} \right] {}_1F_1 \left(\frac{7}{2}, \frac{3}{2}, -\frac{r^2}{4\alpha} \right) \right] G_R(x, x') \\ &\quad - \frac{H^6}{3\pi^2} (3 - 2\epsilon_M) \sigma^3 \Gamma \left[\frac{7}{2} \right] {}_1F_1 \left(\frac{7}{2}, \frac{3}{2}, -\frac{1}{4} (r\sigma a_t H)^2 \right) \delta(H\tau), \end{aligned} \quad (3.27)$$

where we have used

$$(\partial_t + \partial_{t'}) G_R = -3H G_R, \quad \partial_t \partial_{t'} G_R = (3 - \epsilon_M) \epsilon_M H^2 G_R + \frac{\delta(t - t')}{\Theta(t - t')} \partial_{t'} G_R. \quad (3.28)$$

As an example, in the $r = 0$, $\epsilon_M = 0$ limit this reduces to

$$\begin{aligned} \Upsilon(x, x') &= \frac{H^6}{\pi^2} \sigma^3 \Gamma \left[\frac{7}{2} \right] \left[\operatorname{sech}^{\frac{7}{2}} H\tau \left(\frac{21}{8} \sinh \frac{3}{2} H\tau \operatorname{sech}^2 H\tau \right. \right. \\ &\quad \left. \left. - \frac{7}{2} \sinh \frac{1}{2} H\tau \operatorname{sech} H\tau + \frac{1}{3} \sinh \frac{3}{2} H\tau \right) \Theta(\tau) - \delta(H\tau) \right]. \end{aligned} \quad (3.29)$$

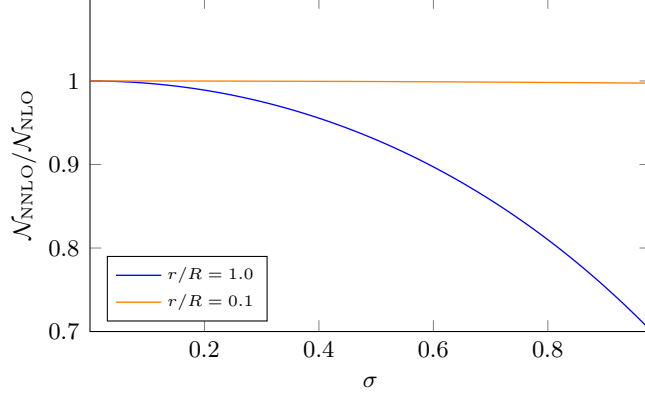


Figure 3: The ratio of the noise amplitude from the NNLO contributions (3.32) to the NLO noise (3.17) (with the Gaussian window function) as a function of σ with $\epsilon_M, \epsilon_H = 0$.

The important result is a suppression by an overall factor of σ^3 , but not by e.g. powers of the scale factor. This is still much faster than for the diagonal correlator (3.17), which has a leading $\sigma^{2\epsilon_M}$.

Similarly, in (2.28), one of the terms may by partial integration be made not to act explicitly on the ϕ_{IR} . We find for this term,

$$\begin{aligned}
& \frac{2}{a_t^3} \delta(t-t') \int \frac{d^3\mathbf{k}}{(2\pi)^3} e^{i\mathbf{k}\cdot(\mathbf{x}-\mathbf{x}')} \tilde{Q}_t W_{t'} \\
&= \delta(H\tau) \frac{H^6 \sigma^3}{2\pi^2} \left[3\Gamma\left[\frac{7}{2}\right] \left({}_1F_1\left(\frac{7}{2}, \frac{3}{2}, -\frac{1}{4}(r\sigma aH)^2\right) - 2^{\frac{7}{2}} {}_1F_1\left(\frac{7}{2}, \frac{3}{2}, -\frac{1}{2}(r\sigma aH)^2\right) \right) \right. \\
&\quad \left. + \Gamma\left[\frac{5}{2}\right] \left({}_1F_1\left(\frac{5}{2}, \frac{3}{2}, -\frac{1}{4}(r\sigma aH)^2\right) - 2^{\frac{5}{2}} {}_1F_1\left(\frac{5}{2}, \frac{3}{2}, -\frac{1}{2}(r\sigma aH)^2\right) \right) \right] \\
&\simeq \frac{H^6}{\pi^2} \sigma^3 \Gamma\left[\frac{7}{2}\right] \left(\frac{17 - 128\sqrt{2}}{10} \right) \delta(H\tau),
\end{aligned} \tag{3.30}$$

where again the limits $r = 0$, $\epsilon_M = 0$ are taken in the last line. It is clear that also this quantity is suppressed by σ^3 .

In Ref. [33], Υ was also reported to decay as μ^3 for a step window function (2.47). This is consistent, since for the Gaussian window function, σ also parametrises the cutoff μ . We conclude that neglecting the off-diagonal contributions in the influence functional is consistent in the small- σ (or μ) regime, for $\sigma^3 \ll \sigma^{2\epsilon_M}$.

3.3 Inverse IR propagator expansion

The expansion of the IR propagator relies on the smallness of the overlap between the IR field and the UV propagator. To at least get an idea of the convergence, we proceed to

consider the stochastic noise at NNLO in (3.11), given by the q-q component

$$\begin{aligned}
i(\mathbb{G}^{-1}\mathbb{G}_{\text{UV}}\mathbb{G}^{-1}\mathbb{G}_{\text{UV}}\mathbb{G}^{-1})_{\text{qq}} &= G^{-1}WG_FWG^{-1} - WG^{-1}WG_FWG^{-1} - G^{-1}WG_FWG^{-1}W \\
&\quad - G^{-1}W^2G_FWG^{-1} - G^{-1}WG_FW^2G^{-1} \\
&\quad + G^{-1}WG_FWG^{-1}WG_AWG^{-1} \\
&\quad + G^{-1}WG_RWG^{-1}WG_FWG^{-1}.
\end{aligned} \tag{3.31}$$

Assuming that it is valid to discard terms where the window function W is directly convoluted with the IR field constituents, and in addition that the contribution involving retarded/advanced propagators is negligible, (3.31) reduces to

$$i(\mathbb{G}^{-1}\mathbb{G}_{\text{UV}}\mathbb{G}^{-1}\mathbb{G}_{\text{UV}}\mathbb{G}^{-1})_{\text{qq}} \simeq G^{-1}WG_FWG^{-1} - G^{-1}W^2G_FWG^{-1} - G^{-1}WG_FW^2G^{-1}. \tag{3.32}$$

Here we note that if the window function is a projection so that $W^2 = W$, all the terms add up to become equal to the NLO contribution considered above (3.10). Clearly, the step function is a pathological case, for which this expansion fails.

For a general window function, one can compute the three contributions in (3.32) explicitly. Using again the Gaussian window function as a test case, we obtain

$$\begin{aligned}
G^{-1}W^2G_FWG^{-1} &= 2G^{-1}WG_FWG^{-1} - \frac{H^6}{4\pi^2}\sigma^{2\epsilon_M}\left(\frac{2}{2e^{-H\tau} + e^{H\tau}}\right)^{2+\epsilon_M} \\
&\quad \times \left[2\Gamma[4 + \epsilon_M]\left(\frac{2}{2e^{-H\tau} + e^{H\tau}}\right)^2 {}_1F_1\left(4 + \epsilon_M, \frac{3}{2}, -\frac{r^2}{4\tilde{\alpha}_t}\right) \right. \\
&\quad + 2(1 - 2\epsilon_M)\Gamma[3 + \epsilon_M] {}_1F_1\left(3 + \epsilon_M, \frac{3}{2}, -\frac{r^2}{4\tilde{\alpha}_t}\right) \\
&\quad \left. + (1 - 2\epsilon_M)^2\Gamma[2 + \epsilon_M] {}_1F_1\left(2 + \epsilon_M, \frac{3}{2}, -\frac{r^2}{4\tilde{\alpha}_t}\right) \right],
\end{aligned} \tag{3.33}$$

with

$$\tilde{\alpha}_t \equiv \frac{2e^{-H\tau} + e^{H\tau}}{2\sigma^2 a_t a_{t'} H^2}, \tag{3.34}$$

and similarly for $G^{-1}WGW^2G^{-1}$ with $2e^{-H\tau} + e^{H\tau} \leftrightarrow e^{-H\tau} + 2e^{H\tau}$. We notice the reappearance of the NLO noise kernel $G^{-1}WG_FWG^{-1}$ as the first term on the right-hand-side of (3.33).

To quantify the relation between the two orders of the expansion, we perform the localisation procedure of (3.24), i.e., replacing the noise by a delta function and matching the normalisation. The ratio of the noise amplitude for the NNLO noise terms (3.32) and the NLO result (3.17) is plotted in Fig. 3. Judging only by the subset of terms computed, there is no suppression of the NNLO contributions compared to that of NLO. Hence, we cannot confirm that truncating the inverse propagator expansion at NLO is a controlled approximation.

3.4 Exact or long-wavelength UV mode functions

Another approximation worthy of examination is the use of the IR-approximate mode solutions (2.20) instead of the exact mode solutions (2.18). The latter are complicated to

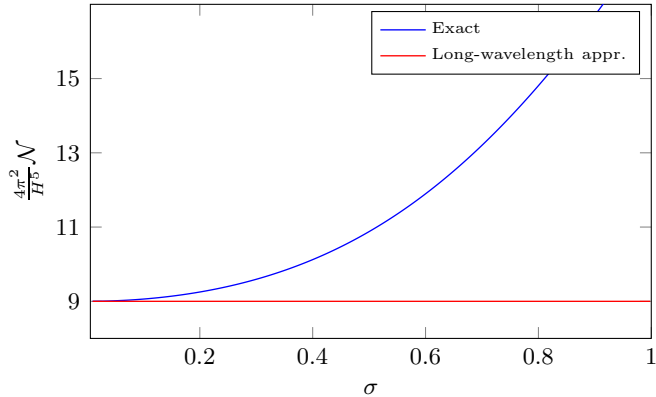


Figure 4: Noise amplitude using the Gaussian window function in massless dS using the exact (2.19) and long-wavelength approximate propagator (2.20) as a function of σ with sub-horizon spatial separation $r/R = 0.01$.

treat analytically and so we compare the two numerically. As a first example, we continue our analysis of the Gaussian window function by computing the noise amplitude \mathcal{N} with both the approximate and the exact mode functions, shown in Fig. 4. For very small σ , the two can be seen to agree asymptotically, but diverge for larger values. Apparently, the $\sigma \rightarrow 0$ is a crucial ingredient of the standard result for the noise amplitude.

4 The noise amplitude and its parameter dependence

As we illustrated for the Gaussian window function, for spatial separations much smaller than the horizon, the noise correlations are localised near $t = t'$. For many smooth window functions, this is a general property, although the noise is not white in a strict sense. Making the interpretation of the distribution being a smoothed delta function, we can attempt to extract a characteristic noise amplitude as described in (3.24), suitable for the stochastic inflationary dynamics. Ultimately, this normalisation is what enters into observables, as described in section 1.1. To this end we consider the noise on patches larger than the cutoff scale and define the amplitude \mathcal{N} as

$$\langle \xi(x)\xi(x') \rangle \rightarrow \mathcal{N}\delta(t - t')\Theta(1 - \mu r a H), \quad (4.1)$$

where \mathcal{N} is defined as described in section 3.1 through the matching

$$\mathcal{N} \equiv \int d\tau \langle \xi\xi \rangle(\tau). \quad (4.2)$$

As mentioned in section 2.5, when the noise component ξ_ϕ dominates, we may write

$$\langle \xi(x)\xi(x') \rangle \rightarrow 9H^2\delta(t - t')\Theta(1 - \mu r a H) \int d\tau \langle \xi_\phi\xi_\phi \rangle(\tau). \quad (4.3)$$

In addition to the Gaussian window function, we will consider three smoothed step functions, all with the property that in certain limits, they become a strict step function

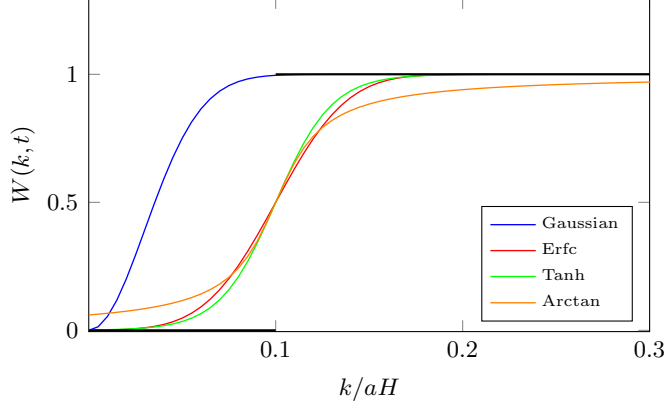


Figure 5: Window functions with $\mu = 0.1$ and $\sigma = 0.03$ compared to a step function (black line). For the Gaussian, σ parameterises both the cutoff scale and the sharpness of the transition.

(in contrast to the Gaussian). In particular we consider an error (Erfc) function, which turns out to be particularly tractable analytically. In section 4.2 we consider two other sigmoid functions for comparison, namely the Tanh and Arctan functions.

For the smoothed step functions, the parameter μ controls the position of the cutoff, just as for the strict step function (2.47). Small μ means that the cutoff is far in the super-horizon IR region. The parameter σ controls the width of the smoothed step function, and in the limit $\sigma \rightarrow 0$, we recover the sharp step function. This is illustrated in Fig. 5.

4.1 Erfc window function

A smooth approximate step function can be constructed from the (complementary) error function as

$$W(k, t) = \frac{1}{2} \operatorname{erfc} \left[\frac{1}{\sqrt{2}\sigma} \left(\mu - \frac{k}{a_t H} \right) \right]. \quad (4.4)$$

Inserting first the long-wavelength approximate mode solution (2.20) into (3.14), the noise correlation is found [39] to be

$$\begin{aligned} \langle \xi(x) \xi(x') \rangle = & -\frac{iH^6 e^{M_1 - \frac{\mu^2}{\sigma^2}} R}{16\pi^3 r} \left[\frac{1}{\sigma^6} \left(\mathcal{T}_{-(5+2\epsilon_M)} - \frac{2\mu}{\operatorname{sech} \frac{H\tau}{2}} \mathcal{T}_{-(4+2\epsilon_M)} + \mu^2 \mathcal{T}_{-(3+2\epsilon_M)} \right) \right. \\ & + \frac{4(1 - \epsilon_M)}{\sigma^4} \left(\frac{1}{\operatorname{sech} H\tau} \mathcal{T}_{-(3+2\epsilon_M)} - \frac{\mu}{\operatorname{sech} \frac{H\tau}{2}} \mathcal{T}_{-(2+2\epsilon_M)} \right) \\ & \left. + \frac{4(1 - \epsilon_M)^2}{\sigma^2} \mathcal{T}_{-(1+2\epsilon_M)} \right]. \end{aligned} \quad (4.5)$$

Here we have defined

$$\mathcal{T}_{-n} \equiv \Gamma[n] \left(\frac{\sigma^2 \operatorname{sech} H\tau}{2} \right)^{\frac{n}{2}} \left[\exp[M_2] D_{-n}(M_3) - \exp[M_2^*] D_{-n}(M_3^*) \right], \quad (4.6)$$

where $D_{-n}(x)$ is the parabolic cylinder function. The arguments are

$$M_1 \equiv \frac{\beta^2 - r^2}{8\alpha}, \quad M_2 \equiv -\frac{ir\beta}{4\alpha}, \quad M_3 \equiv \frac{\beta - ir}{\sqrt{2\alpha}}, \quad (4.7)$$

with α as in (3.18) and β defined as

$$R^2 \equiv \frac{1}{a(t)a(t')H^2}, \quad \alpha \equiv \frac{R^2}{\sigma^2 \operatorname{sech} H\tau}, \quad \beta \equiv -\frac{2\mu R}{\sigma^2 \operatorname{sech} \frac{H\tau}{2}}. \quad (4.8)$$

The cutoff scale μ is intended to be finite, in order to retain some modes in the IR. The sharpness parameter σ can however be arbitrarily small. We are interested in the noise amplitude in the limit of a steep step momentum transition $\sigma \ll 1$. To study this limit, we proceed by eliminating the spatial dependence by expanding the noise (4.5) to leading order in spatial separation $\mu r/R \ll 1$,

$$\begin{aligned} \langle \xi(x)\xi(x') \rangle \simeq & \frac{H^6}{8\pi^3} e^{\frac{\mu^2}{\sigma^2} \left(\frac{1}{2} \frac{\operatorname{sech} H\tau}{\operatorname{sech}^2 \frac{H\tau}{2}} - 1 \right)} \left[\frac{1}{\sigma^6} \left(\tilde{\mathcal{T}}_{-(5+2\epsilon_M)} - \frac{2\mu}{\operatorname{sech} \frac{H\tau}{2}} \tilde{\mathcal{T}}_{-(4+2\epsilon_M)} + \mu^2 \mathcal{T}_{-(3+2\epsilon_M)} \right) \right. \\ & + \frac{4(1-\epsilon_M)}{\sigma^4} \left(\frac{1}{\operatorname{sech} H\tau} \tilde{\mathcal{T}}_{-(3+2\epsilon_M)} - \frac{\mu}{\operatorname{sech} \frac{H\tau}{2}} \tilde{\mathcal{T}}_{-(2+2\epsilon_M)} \right) \\ & \left. + \frac{4(1-\epsilon_M)^2}{\sigma^2} \tilde{\mathcal{T}}_{-(1+2\epsilon_M)} \right], \end{aligned} \quad (4.9)$$

where¹⁰

$$\tilde{\mathcal{T}}_{-n} \equiv \Gamma[n+1] \left(\frac{\sigma^2 \operatorname{sech} H\tau}{2} \right)^{\frac{n+1}{2}} D_{-n-1} \left(-\sqrt{2} \frac{\mu}{\sigma} \frac{\sqrt{\operatorname{sech} H\tau}}{\operatorname{sech} \frac{H\tau}{2}} \right). \quad (4.10)$$

For large negative arguments, this may be further approximated as¹¹

$$\begin{aligned} \tilde{\mathcal{T}}_{-n} \simeq & \sqrt{\pi} e^{\frac{1}{2} \frac{\mu^2}{\sigma^2} \frac{\operatorname{sech} H\tau}{\operatorname{sech}^2 \frac{H\tau}{2}}} \left(\frac{\mu \operatorname{sech} H\tau}{\operatorname{sech} \frac{H\tau}{2}} \right)^n \sigma \sqrt{\operatorname{sech} H\tau} \left[1 + \left(\frac{\sigma}{\mu} \right)^2 \frac{n(n-1)}{4} \frac{\operatorname{sech}^2 \frac{H\tau}{2}}{\operatorname{sech} H\tau} \right. \\ & \left. + \left(\frac{\sigma}{\mu} \right)^4 \frac{n(n-1)(n-2)(n-3)}{32} \frac{\operatorname{sech}^4 \frac{H\tau}{2}}{\operatorname{sech}^2 H\tau} + \dots \right], \end{aligned} \quad (4.11)$$

which is then valid for large values of μ/σ . In the limit $\epsilon_M \rightarrow 0$, the noise correlator becomes

$$\begin{aligned} \langle \xi(x)\xi(x') \rangle \simeq & \frac{H^6}{4\pi^2} \frac{1}{2\sqrt{\pi}} e^{\frac{\mu^2}{\sigma^2} \left(\frac{\operatorname{sech} H\tau}{\operatorname{sech} \frac{H\tau}{2}} - 1 \right)} \left[- \left(\frac{\mu}{\sigma} \right)^5 \cosh^3 \frac{H\tau}{2} \operatorname{sech}^{\frac{11}{2}} H\tau \sinh^2 \frac{H\tau}{2} \right. \\ & + \frac{1}{4} \left(\frac{\mu}{\sigma} \right)^3 \cosh \frac{H\tau}{2} (7 - 2 \cosh H\tau - 3 \cosh 2H\tau) \operatorname{sech}^{\frac{9}{2}} H\tau \\ & \left. + \frac{1}{4} \frac{\mu}{\sigma} (31 - 6 \cosh H\tau + 16 \cosh 2H\tau) \cosh \frac{H\tau}{2} \operatorname{sech}^{\frac{7}{2}} H\tau \right]. \end{aligned} \quad (4.12)$$

¹⁰We use the recurrence relation $D_{-n}(x) - \frac{1}{x} D_{-n+1}(x) = -\frac{n}{x} D_{-n-1}(x)$.

¹¹The parabolic cylinder functions have the asymptotic behaviour

$$D_{-n-1}(-|x|)|_{x \rightarrow \infty} \simeq \frac{\sqrt{2\pi}}{\Gamma[n+1]} e^{x^2/4} |x|^n \left[1 + \frac{n(n-1)}{2x^2} + \frac{n(n-1)(n-2)(n-3)}{8x^4} + \dots \right].$$

Noise localisation and amplitude

The noise distribution (4.12) is centered around $t = t'$, and becomes more localised for increasing values of the ratio μ/σ , as illustrated in Fig. 6. Therefore we may expand in $H\tau$, to find

$$\begin{aligned} \langle \xi(x)\xi(x') \rangle \simeq & \frac{H^6}{4\pi^2} \frac{1}{2\sqrt{\pi}} e^{\left(\frac{\mu}{\sigma}\right)^2 \left(-\frac{1}{4}(H\tau)^2 + \frac{5}{48}(H\tau)^4 - \frac{61}{1440}(H\tau)^6 + \dots\right)} \left[\frac{\sigma}{\mu} \left(\frac{9}{4} + 8\right) \right. \\ & \left. + \left(\frac{\sigma}{\mu}\right)^3 \left[\frac{1}{2} - \frac{45}{16}(H\tau)^2\right] + \left(\frac{\sigma}{\mu}\right)^5 \left[-\frac{1}{4}(H\tau)^2 + \frac{55}{96}(H\tau)^4\right] + \dots \right]. \end{aligned} \quad (4.13)$$

The noise amplitude is then obtained by integrating (4.13) over time separation. It turns out that some contributions are recovered keeping only the first-order term in the exponential, i.e., following a Gaussian distribution,

$$\begin{aligned} & \frac{H^6}{4\pi^2} \frac{1}{2\sqrt{\pi}} \int d(H\tau) \left[\left(\frac{9}{4} + 8\right) \frac{\mu}{\sigma} - \frac{45}{16} \left(\frac{\sigma}{\mu}\right)^3 (H\tau)^2 + \frac{55}{96} \left(\frac{\sigma}{\mu}\right)^5 (H\tau)^4 \right] e^{-\frac{1}{4}\left(\frac{\mu}{\sigma}\right)^2 (H\tau)^2} \\ & = \left(\frac{7}{2} + 8\right) \frac{H^6}{4\pi^2}, \end{aligned} \quad (4.14)$$

while two terms receive corrections from the higher-order terms in the exponential,

$$\frac{H^6}{4\pi^2} \frac{1}{2\sqrt{\pi}} \int d(H\tau) \left[-\frac{1}{4} \left(\frac{\sigma}{\mu}\right)^5 (H\tau)^4 + \frac{1}{2} \left(\frac{\sigma}{\mu}\right)^3 \right] e^{\left(\frac{\mu}{\sigma}\right)^2 \left[-\frac{(H\tau)^2}{4} + \frac{5(H\tau)^4}{48} - \frac{61(H\tau)^6}{1440}\right]} \simeq -\frac{5}{2} \frac{H^6}{4\pi^2}. \quad (4.15)$$

The sum of contributions in this limit is the standard result $\mathcal{N} = 9H^5/4\pi^2$. This is confirmed using the exact mode solution (2.18) in (3.14), the noise amplitude of which is illustrated in Fig. 7. From this we see that the long-wavelength approximate mode solution (2.20) used in (4.5) is accurate for cutoff scales with $\mu \lesssim 0.1$ for small values of σ .

The dependence on σ is quite non-trivial. In particular, both positive and negative correlation regions arise as the ratio μ/σ increases, as can be seen in Fig. 6. For illustration we have also included the Gaussian window function result at the same value of σ . While a Gaussian distribution for small σ may be said to be well-approximated by a strict delta-function and a noise amplitude, a substantial amount of information is lost with such a replacement when the distribution is both negative and positive.

Splitting up the noise contributions

It is possible to identify the origin of both negative and positive correlations, and the dominant contribution to the noise amplitude, by studying the decomposed noise correlations ξ_ϕ, ξ_π of (2.45). In particular, the visible negative correlation regions originate from the $\langle \dot{\xi}_\phi \dot{\xi}_\phi \rangle$ correlator with ξ_ϕ given by (2.39). In (3.19) only the first term contributes in the massless limit, and so

$$\begin{aligned} \langle \dot{\xi}_\phi(x)\dot{\xi}_\phi(x') \rangle \simeq & \frac{H^6}{8\pi^3} e^{\frac{\mu^2}{\sigma^2} \left(\frac{\text{sech } H\tau}{\text{sech}^2 \frac{H\tau}{2}} - 1\right)} \left[\frac{1}{\sigma^6} \left(\tilde{\mathcal{T}}_{-5} - \frac{2\mu}{\text{sech } \frac{H\tau}{2}} \tilde{\mathcal{T}}_{-4} + \mu^2 \mathcal{T}_{-3} \right) \right. \\ & \left. - \frac{2}{\sigma^4} \left(\frac{1}{\text{sech } H\tau} \tilde{\mathcal{T}}_{-3} - \frac{\mu}{\text{sech } \frac{H\tau}{2}} \tilde{\mathcal{T}}_{-2} \right) + \frac{\tilde{\mathcal{T}}_{-1}}{\sigma^2} \right]. \end{aligned} \quad (4.16)$$

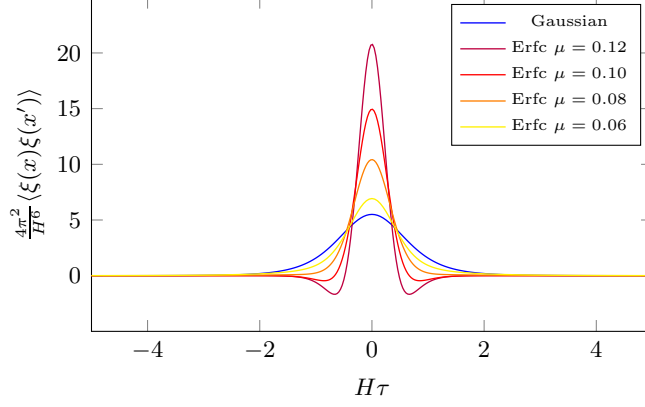


Figure 6: Noise correlation as a function of time separation $\tau \equiv t - t'$ for the Erfc and Gaussian window functions with $\sigma = 0.03$, $\epsilon_M = 0$ and $r/R = 0.01$.

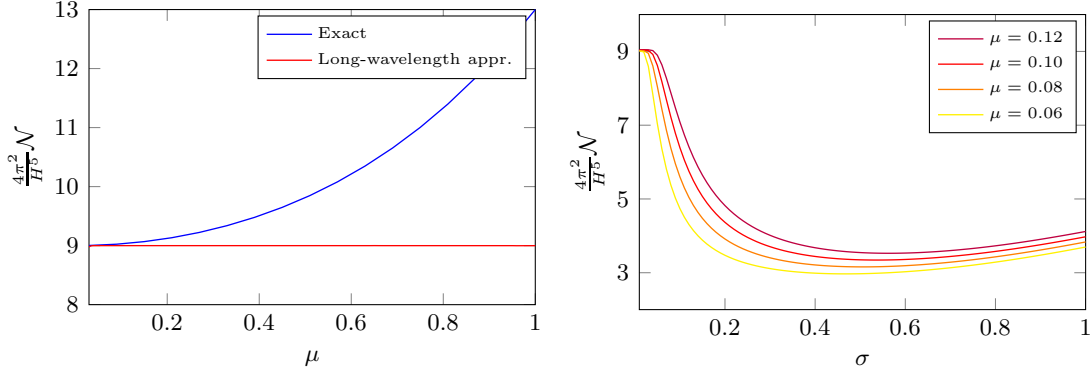


Figure 7: Left panel: Noise amplitudes for the Erfc window function with exact (2.19) and long-wavelength approximate (2.20) massless dS propagators as a function of μ , with $\sigma = 0.005$ and spatial separation set to $r/R = 0.01$. Right panel: Noise amplitudes for different μ computed with the exact propagator (2.19) as a function of σ .

Given the parametric choices made above, the integral of this function over τ vanishes, and so does not contribute to the noise amplitude in our definition. Nevertheless, the function itself is both positive and negative. Similarly, for the cross terms,

$$\begin{aligned} \langle \dot{\xi}_\phi(x)\xi_\phi(x') \rangle + \langle \xi_\phi(x)\dot{\xi}_\phi(x') \rangle &\simeq \frac{H^5}{8\pi^3} e^{\frac{\mu^2}{\sigma^2} \left(\frac{\text{sech } H\tau}{\text{sech}^2 \frac{H\tau}{2}} - 1 \right)} \\ &\times \left[\frac{2}{\sigma^4} \left(\frac{1}{\text{sech } H\tau} \tilde{\mathcal{T}}_{-3} - \frac{\mu}{\text{sech } \frac{H\tau}{2}} \tilde{\mathcal{T}}_{-2} \right) - \frac{2}{\sigma^2} \tilde{\mathcal{T}}_{-1} \right], \end{aligned} \quad (4.17)$$

which vanish by (4.11). The decomposed noise correlators, including also ξ_π , are all illustrated in Fig. 8. From this we can conclude that although the resulting full noise correlator is rather complicated, the main contribution to the noise amplitude comes from the component

$$\langle \xi_\phi \xi_\phi \rangle = -\frac{iH^4}{16\pi^3} \frac{e^{M_1 - (\frac{\mu}{\sigma})^2}}{\sigma^2} \frac{R}{r} \mathcal{T}_{-(1+2\epsilon_M)}, \quad (4.18)$$

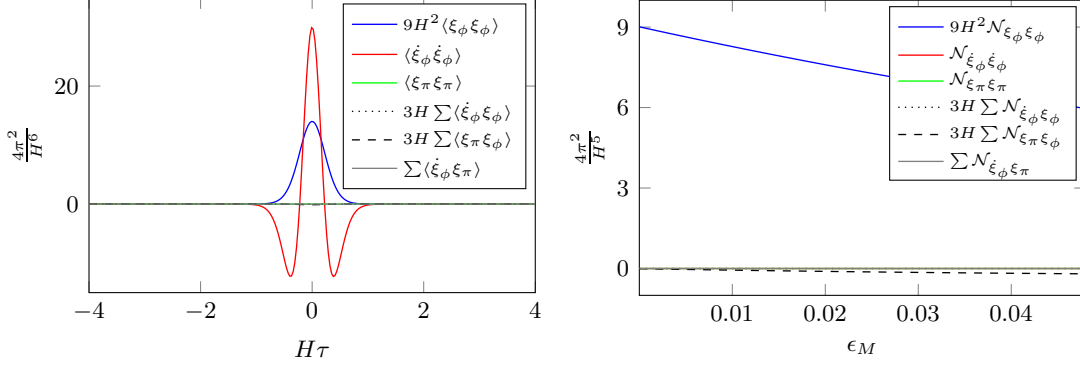


Figure 8: Left panel: Noise correlators for the Erfc window function using $\epsilon_M = 0.01$, $r/R = 0.01$ and values $\sigma = 0.005$, $\mu = 0.03$. As the ratio μ/σ increases the visible curves sharpen around $H\tau = 0$ and the visible peaks grow towards $\pm\infty$. Right panel: The corresponding noise amplitude contributions as a function of the mass parameter ϵ_M .

whose behaviour when expanded near $\tau = 0$ is well-described by a Gaussian-like, positive function

$$\begin{aligned} \langle \xi_\phi \xi_\phi \rangle \simeq & \frac{H^4}{4\pi^2} \frac{\mu^{2\epsilon_M}}{2\sqrt{\pi}} e^{-\frac{1}{4}\left(\frac{\mu}{\sigma}\right)^2 (H\tau)^2} \frac{\mu}{\sigma} \left[1 + \frac{\epsilon_M}{2} \left(\frac{\sigma}{\mu}\right)^2 \right. \\ & \left. - \frac{1}{8} \left(5 + \frac{3}{2} \left(4 + \left(\frac{\sigma}{\mu}\right)^2 \right) \epsilon_M \right) (H\tau)^2 + \mathcal{O}\left(\left(\frac{\sigma}{\mu}\right)^4\right) \right]. \end{aligned} \quad (4.19)$$

For small values of σ/μ , this is approximated rather well by a delta function. The noise amplitude in this case is then given by

$$\mathcal{N}_{\xi_\phi \xi_\phi} \simeq \frac{H^3}{4\pi^2} \mu^{2\epsilon_M} \left[1 - \left(\frac{\sigma}{\mu}\right)^2 \left(\frac{5}{4} + \epsilon_M \right) + \mathcal{O}\left(\left(\frac{\sigma}{\mu}\right)^4\right) \right] \equiv \frac{H^3}{4\pi^2} f(\epsilon_M, \mu, \sigma). \quad (4.20)$$

We now have an explicit example of the correction function f advertised in section 1. It involves the mass through ϵ_M as well as the parameters of the window function in the combination σ/μ with an overall factor of $\mu^{2\epsilon_M}$.

In the massless case, we get

$$f = 1 - \frac{5}{4} \left(\frac{\sigma}{\mu}\right)^2, \quad \epsilon_M = 0. \quad (4.21)$$

The standard result is then recovered upon taking the step-function limit $\sigma \rightarrow 0$. With a massive field, even in that limit we obtain

$$f = \mu^{2\epsilon_M}, \quad \sigma \rightarrow 0, \quad (4.22)$$

similar to the Gaussian window function, where the parameter σ also plays the role of μ . For small values of μ and σ , a nonzero mass $\epsilon_M \neq 0$ has the effect of decreasing the noise amplitude, as can be seen in Fig. 9. The dependence on mass occurs largely, but not entirely, through the prefactor $\mu^{2\epsilon_M}$ (or $\sigma^{2\epsilon_M}$ in the Gaussian case). Any amplitude smaller than $9H^5/4\pi^2$ can be achieved by making a different choice of parameters.

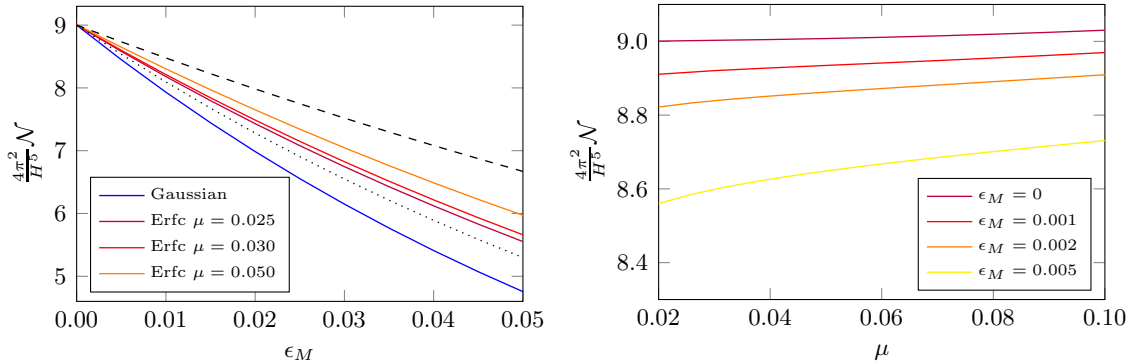


Figure 9: Left panel: Noise amplitude for the Gaussian and Erfc window functions using exact mode functions for varying ϵ_M with $\sigma = 0.005$ and $r/R = 0.01$. Dashed line is $9\mu^{2\epsilon_M}$ with $\mu = 0.05$ and dotted line is $9\sigma^{2\epsilon_M}$. Right panel: Cutoff dependence of the noise amplitude with the Erfc window for different choices of ϵ_M .

4.2 Alternative smoothed step window functions

To illustrate that these results are fairly generic, we will also consider two other sigmoid functions,

$$W_{\tanh}(k, t) = \frac{1}{2} \left(1 + \tanh \left[\frac{1}{\sigma} \left(\frac{k}{a_t H} - \mu \right) \right] \right), \quad (4.23)$$

$$W_{\arctan}(k, t) = \frac{1}{2} \left(1 + \frac{2}{\pi} \arctan \left[\frac{\pi}{2\sigma} \left(\frac{k}{a_t H} - \mu \right) \right] \right), \quad (4.24)$$

for which

$$\tilde{Q}_{\tanh}(k, t) = -H^2 \frac{k}{\sigma a_t H} \operatorname{sech}^2 \left[\frac{1}{\sigma} \left(\frac{k}{a_t H} - \mu \right) \right] \left(\frac{k}{\sigma a_t H} \tanh \left[\frac{1}{\sigma} \left(\frac{k}{a_t H} - \mu \right) \right] + 1 - \epsilon_M \right), \quad (4.25)$$

and

$$\tilde{Q}_{\arctan}(k, t) = -H^2 \frac{\frac{k}{\sigma a_t H}}{1 + \left(\frac{\pi}{2\sigma} \right)^2 \left(\frac{k}{a_t H} - \mu \right)^2} \left[\frac{\left(\frac{\pi}{2\sigma} \right)^2 \frac{k}{a_t H} \left(\frac{k}{a_t H} - \mu \right)}{1 + \left(\frac{\pi}{2\sigma} \right)^2 \left(\frac{k}{a_t H} - \mu \right)^2} + 1 - \epsilon_M \right]. \quad (4.26)$$

Restricting ourselves to comparing numerical results, the noise amplitude \mathcal{N} for all window functions is shown in Fig. 10. We see that in the limit $\sigma \rightarrow 0$, they all converge to the standard result, but for finite σ , they diverge from each other. The convergence for the Arctan window function to the value $9H^5/4\pi^2$ is particularly slow, and only agrees in the limit, whereas the other window functions start converging for finite values of $\sigma \simeq 0.04$. This qualitative behaviour persists for other values of μ and ϵ_M (see Fig. 11, right panel), and is likely a reflection of the fact that the Arctan window requires smaller values of σ to reach the step function shape compared to the other window functions. As for the Erfc window function, the noise correlations using the other sigmoid window functions also develop negative correlation regions for values $\mu/\sigma \gtrsim 3$, as illustrated in the left panel of Fig 11.

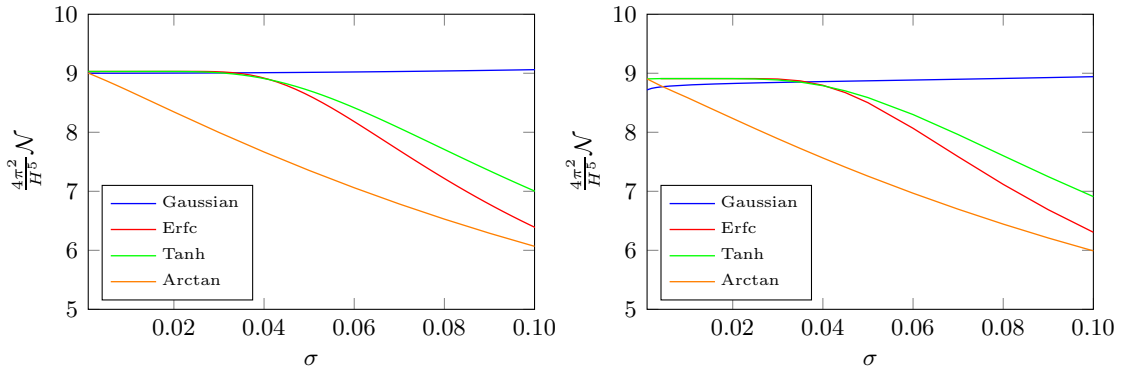


Figure 10: Noise amplitude for different window functions using the exact propagator (2.18) as a function of σ with masses $\epsilon_M = 0$ (left panel) and $\epsilon_M = 0.002$ (right panel) using $\mu = 0.1$ and $r/R = 0.01$.

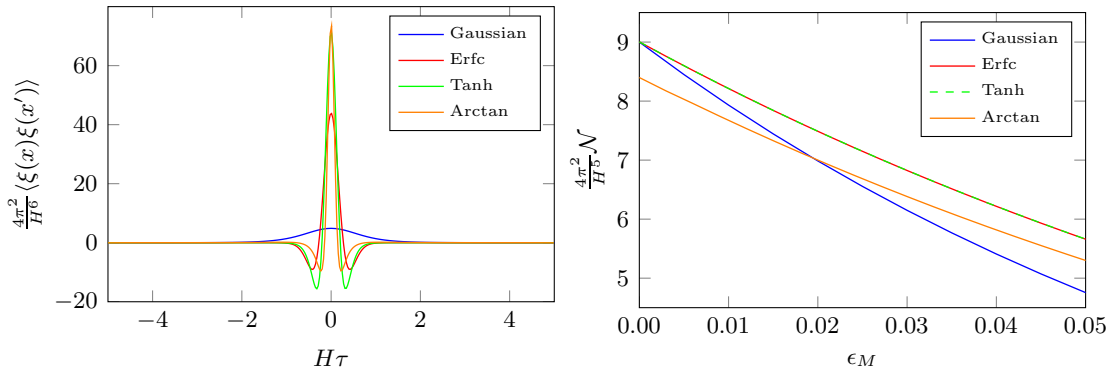


Figure 11: Left panel: The noise correlations for different window functions as a function of time separation with $\epsilon_M = 0.01$, $r/R = 0.01$, $\sigma = 0.005$ and in addition $\mu = 0.03$ for the sigmoids. Right panel: The corresponding noise amplitudes as a function of ϵ_M . For small σ the Erfc and Tanh windows integrate to very similar values. Smaller values of σ are required for the Arctan window function to recover the higher noise amplitudes of the other smooth step functions.

4.3 Away from dS: leading order in slow-roll

As a final generalisation, we consider the dependence of the slow-roll parameter ϵ_H . Using that the above window functions depend on k through the combination $W(t, k) \equiv W(k/\sigma a(t)H(t))$, it is convenient to make the replacement,

$$\dot{W}_t = -Hz(1 - \epsilon_H)\partial_z W_t(z), \quad z \equiv \frac{k}{\sigma a(t)H(t)}, \quad (4.27)$$

$$\ddot{W}_t \simeq H^2(1 - \epsilon_H)z\partial_z W(z) + H^2(1 - 2\epsilon_H)z^2\partial_z^2 W(z), \quad (4.28)$$

where the last equality holds to first order in slow-roll. The function \tilde{Q}_t in the correlator (3.14) is then

$$-\tilde{Q}_t = \ddot{W}_t + (3 + 2q_\nu)H(1 - \epsilon_H)\dot{W}_t \simeq H^2(1 - 2\epsilon_H) [z^2\partial_z^2 - 2(1 + q_\nu)z\partial_z] W(z). \quad (4.29)$$

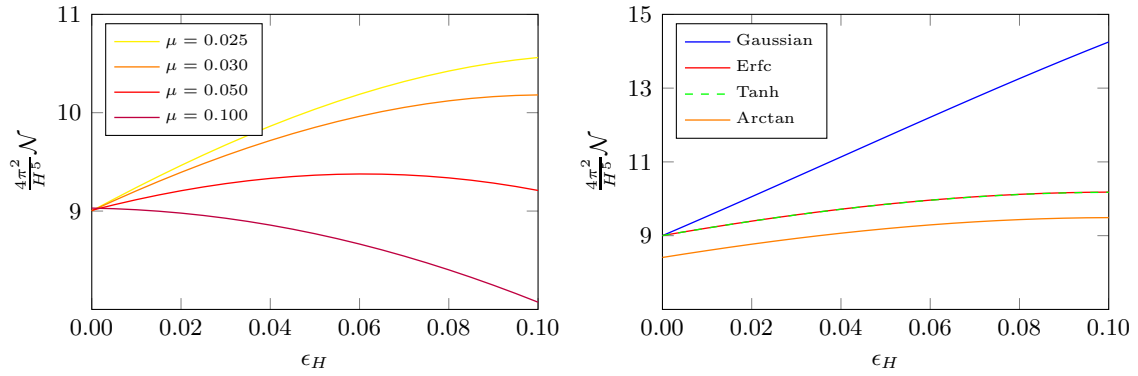


Figure 12: Left panel: Noise amplitude with the Erfc window function as a function of the slow-roll parameter ϵ_H for different values of μ . Right panel: For all window functions for a cutoff $\mu = 0.03$. Here $\epsilon_M = 0$, $\sigma = 0.005$ and $r/R = 0.01$. The Arctan window function requires even smaller values of σ to reach the asymptotic value $9H^5/4\pi^2$ in the $\epsilon_H \rightarrow 0$ limit.

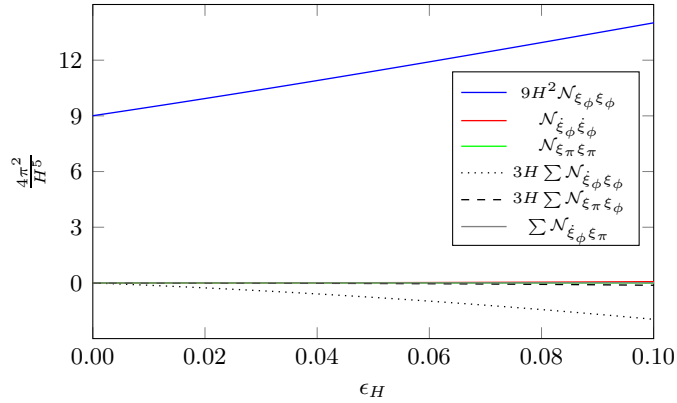


Figure 13: Slow-roll dependence of the noise amplitudes of the decomposed correlators (2.45) with the Erfc window function, in the massless case, for $r/R = 0.01$, $\sigma = 0.005$ and $\mu = 0.03$.

The slow-roll parameter ϵ_H appears both in the exact mode functions through the index ν , and through the derivative operators \tilde{Q}_t . The rest of the computation proceeds in the same way as before. For instance for the Erfc window with the long-wavelength approximate solution (2.20), the normalisation becomes

$$\begin{aligned} \mathcal{N}_{\xi_\phi \xi_\phi} &\simeq \frac{H^3}{4\pi^2} \frac{(1 - \epsilon_H)^4}{1 - \frac{1}{2}\epsilon_H} \left(\frac{\mu}{1 - \epsilon_H} \right)^{2\epsilon_M - 2\epsilon_H} \left[1 - \left(\frac{\sigma}{\mu} \right)^2 \left(\frac{5}{4} + \epsilon_M - \epsilon_H \right) + \mathcal{O}\left(\left(\frac{\sigma}{\mu} \right)^4 \right) \right] \\ &\equiv \frac{H^3}{4\pi^2} f(\epsilon_M, \epsilon_H, \mu, \sigma). \end{aligned} \quad (4.30)$$

This is a further generalisation of (4.20), where now also different values of ϵ_H may alter the noise normalisation.

Inserting the exact mode solutions (2.18), we evaluate the noise numerically for the different window functions considered, and the resulting ϵ_H -dependence is shown in Fig. 12. We see that, as for ϵ_M , the dependence on the slow-roll parameter is also substantial, non-monotonic and dependent on the choice of both window function and the cutoff parameters. Away from dS, the contributions to the noise amplitude is spread to the other noise correlators in (2.45), as illustrated in Fig. 13 for the Erfc window function. With μ, σ small, the correlator $\langle \xi_\phi \xi_\phi \rangle$ remains the leading contributor to the noise amplitude.

5 Conclusions

In this work, we have revisited the derivation of Stochastic Inflation from first-principles quantum field theory. Inspired by [29], we have investigated the conditions under which the standard Langevin dynamics for the super-horizon component of a scalar field may be recovered. The agreement is subject to an appropriate choice of window function separating the UV and IR modes, and applies only in certain limits, which we have identified. In particular, one must pay close attention to the magnitude of the off-diagonal components of the influence functional kernel (2.28), and compare them to the diagonal contributions that parametrise the stochastic noise. Only for a steep window function with a separation scale in the far super-horizon limit ($\sigma, \mu \ll 1$) is it consistent to neglect them.

The essential ingredient in achieving the standard local Langevin evolution is to note that noise correlations are exponentially suppressed both outside the spatial horizon $(aH)^{-1}$, and for large time separations ($H\tau > 1$). Inside the spatial horizon, one may then attempt to represent the correlations by a completely local noise amplitude, obtained through matching the integrated power. We showed that this may be a valid approximation in some cases (e.g. with a Gaussian window function), but that for others, important information may be lost (e.g. with the Erfc window function).

Our analysis shows that in the limits $\epsilon_M, \epsilon_H = 0$, $\mu \ll 1$, $\sigma \rightarrow 0$, the standard noise amplitude $9H^5/4\pi^2$ is correct, at least asymptotically. However, as soon as these parameters take on finite values, the amplitude is modulated by a function f , which in principle can assume any value. We provided a number of examples of what such a function could look like. We also showed numerically, that the long-wavelength approximation to the UV mode functions only matches the exact mode-function results for small μ and σ .

Because the stochastic formalism relies on a sequence of approximations and assumptions, it would be interesting to further map out its region of validity by comparing to other approaches. These include matching to perturbative and resummed analytic results [5, 6, 18, 21], and numerical evaluation within (generalisations of) the target stochastic model [16]. One may also consider a full numerical implementation of the quantum dynamics, in a semi-dS background, similar to what was done in Ref. [43].

To summarise, Stochastic Inflation as a formalism remains a very elegant and powerful way of describing the dynamics of cosmological scalar fields at long wavelengths. However, the detailed properties of the window function, as well as the field mass and slow-roll parameters are crucial in establishing the amplitude of the noise, the predicted asymptotic observables and the dynamical mass generated. This restricts the applicability of the

standard formalism to certain parametric limits, where the overall amplitude of the noise is to be estimated case-by-case, or calls for a generalised formalism.

References

- [1] A. Riotto, *Inflation and the theory of cosmological perturbations*, ICTP Lect. Notes Ser. **14** (2003), 317-413 [arXiv:hep-ph/0210162 [hep-ph]].
- [2] D. Lyth and A. Liddle, *The primordial density perturbation: cosmology, inflation and the origin of structure*, Cambridge Univ. Press, (2009), isbn:9781107195219
- [3] N. C. Tsamis and R. P. Woodard, *Stochastic quantum gravitational inflation*, Nucl. Phys. B **724** (2005), 295-328 doi:10.1016/j.nuclphysb.2005.06.031 [arXiv:gr-qc/0505115 [gr-qc]].
- [4] M. van der Meulen and J. Smit, *Classical approximation to quantum cosmological correlations*, JCAP **11** (2007), 023 doi:10.1088/1475-7516/2007/11/023 [arXiv:0707.0842 [hep-th]].
- [5] J. Serreau, *Effective potential for quantum scalar fields on a de Sitter geometry*, Phys. Rev. Lett. **107** (2011), 191103 doi:10.1103/PhysRevLett.107.191103 [arXiv:1105.4539 [hep-th]].
- [6] J. Serreau and R. Parentani, *Nonperturbative resummation of de Sitter infrared logarithms in the large- N limit*, Phys. Rev. D **87** (2013), 085012 doi:10.1103/PhysRevD.87.085012 [arXiv:1302.3262 [hep-th]].
- [7] T. Arai, *Nonperturbative Infrared Effects for Light Scalar Fields in de Sitter Space*, Class. Quant. Grav. **29** (2012), 215014 doi:10.1088/0264-9381/29/21/215014 [arXiv:1111.6754 [hep-th]].
- [8] D. L. Lopez Nacir, F. D. Mazzitelli and L. G. Trombetta, *Hartree approximation in curved spacetimes revisited: The effective potential in de Sitter spacetime*, Phys. Rev. D **89** (2014), 024006 doi:10.1103/PhysRevD.89.024006 [arXiv:1309.0864 [hep-th]].
- [9] J. Serreau, *Renormalization group flow and symmetry restoration in de Sitter space*, Phys. Lett. B **730** (2014), 271-274 doi:10.1016/j.physletb.2014.01.058 [arXiv:1306.3846 [hep-th]].
- [10] M. Beneke and P. Moch, *On "dynamical mass" generation in Euclidean de Sitter space*, Phys. Rev. D **87** (2013), 064018 doi:10.1103/PhysRevD.87.064018 [arXiv:1212.3058 [hep-th]].
- [11] D. López Nacir, F. D. Mazzitelli and L. G. Trombetta, *$O(N)$ model in Euclidean de Sitter space: beyond the leading infrared approximation*, JHEP **09** (2016), 117 doi:10.1007/JHEP09(2016)117 [arXiv:1606.03481 [hep-th]].
- [12] A. Rajaraman, *On the proper treatment of massless fields in Euclidean de Sitter space*, Phys. Rev. D **82** (2010), 123522 doi:10.1103/PhysRevD.82.123522 [arXiv:1008.1271 [hep-th]].
- [13] A. A. Starobinsky, *Stochastic de Sitter (inflationary) stage in the early universe*, Lect. Notes Phys. **246** (1986), 107-126 doi:10.1007/3-540-16452-9_6
- [14] A. A. Starobinsky and J. Yokoyama, *Equilibrium state of a self-interacting scalar field in the de Sitter background*, Phys. Rev. D **50** (1994), 6357-6368 doi:10.1103/PhysRevD.50.6357 [arXiv:astro-ph/9407016 [astro-ph]].
- [15] D. Bodeker, *On the effective dynamics of soft non-Abelian gauge fields at finite temperature*, Phys. Lett. B **426** (1998), 351-360 doi:10.1016/S0370-2693(98)00279-2 [arXiv:hep-ph/9801430 [hep-ph]].

- [16] A. Cable and A. Rajantie, *Free scalar correlators in de Sitter space via the stochastic approach beyond the slow-roll approximation*, Phys. Rev. D **104** (2021) no.10, 103511 doi:10.1103/PhysRevD.104.103511 [arXiv:2011.00907 [gr-qc]].
- [17] F. Finelli, G. Marozzi, A. A. Starobinsky, G. P. Vacca and G. Venturi, *Generation of fluctuations during inflation: Comparison of stochastic and field-theoretic approaches*, Phys. Rev. D **79** (2009), 044007 doi:10.1103/PhysRevD.79.044007 [arXiv:0808.1786 [hep-th]].
- [18] B. Garbrecht, G. Rigopoulos and Y. Zhu, *Infrared correlations in de Sitter space: Field theoretic versus stochastic approach*, Phys. Rev. D **89** (2014), 063506 doi:10.1103/PhysRevD.89.063506 [arXiv:1310.0367 [hep-th]].
- [19] B. Garbrecht, F. Gautier, G. Rigopoulos and Y. Zhu, *Feynman Diagrams for Stochastic Inflation and Quantum Field Theory in de Sitter Space*, Phys. Rev. D **91** (2015), 063520 doi:10.1103/PhysRevD.91.063520 [arXiv:1412.4893 [hep-th]].
- [20] V. K. Onemli, *Vacuum Fluctuations of a Scalar Field during Inflation: Quantum versus Stochastic Analysis*, Phys. Rev. D **91** (2015), 103537 doi:10.1103/PhysRevD.91.103537 [arXiv:1501.05852 [gr-qc]].
- [21] A. Y. Kamenshchik, A. A. Starobinsky and T. Vardanyan, *Massive scalar field in de Sitter spacetime: a two-loop calculation and a comparison with the stochastic approach*, [arXiv:2109.05625 [gr-qc]].
- [22] H. Collins, R. Holman and T. Vardanyan, *The quantum Fokker-Planck equation of stochastic inflation*, JHEP **11** (2017), 065 doi:10.1007/JHEP11(2017)065 [arXiv:1706.07805 [hep-th]].
- [23] C. P. Burgess, R. Holman and G. Tasinato, *Open EFTs, IR effects & late-time resummations: systematic corrections in stochastic inflation*, JHEP **01** (2016), 153 doi:10.1007/JHEP01(2016)153 [arXiv:1512.00169 [gr-qc]].
- [24] M. Baumgart and R. Sundrum, *De Sitter Diagrammar and the Resummation of Time*, JHEP **07** (2020), 119 doi:10.1007/JHEP07(2020)119 [arXiv:1912.09502 [hep-th]].
- [25] J. Tokuda and T. Tanaka, *Statistical nature of infrared dynamics on de Sitter background*, JCAP **02** (2018), 014 doi:10.1088/1475-7516/2018/02/014 [arXiv:1708.01734 [gr-qc]].
- [26] T. Cohen, D. Green, A. Premkumar and A. Ridgway, *Stochastic Inflation at NNLO*, JHEP **09** (2021), 159 doi:10.1007/JHEP09(2021)159 [arXiv:2106.09728 [hep-th]].
- [27] C. Pattison, V. Vennin, H. Assadullahi and D. Wands, *Stochastic inflation beyond slow roll*, JCAP **07** (2019), 031 doi:10.1088/1475-7516/2019/07/031 [arXiv:1905.06300 [astro-ph.CO]].
- [28] H. Kitamoto, *Infrared resummation for derivative interactions in de Sitter space*, Phys. Rev. D **100** (2019) no.2, 025020 doi:10.1103/PhysRevD.100.025020 [arXiv:1811.01830 [hep-th]].
- [29] I. Moss and G. Rigopoulos, *Effective long wavelength scalar dynamics in de Sitter*, JCAP **05** (2017), 009 doi:10.1088/1475-7516/2017/05/009 [arXiv:1611.07589 [gr-qc]].
- [30] T. Prokopec and E. Puchwein, *Photon mass generation during inflation: de Sitter invariant case*, JCAP **04** (2004), 007 doi:10.1088/1475-7516/2004/04/007 [arXiv:astro-ph/0312274 [astro-ph]].
- [31] T. Janssen and T. Prokopec, *A Graviton propagator for inflation*, Class. Quant. Grav. **25** (2008), 055007 doi:10.1088/0264-9381/25/5/055007 [arXiv:0707.3919 [gr-qc]].
- [32] Enqvist, K., Lerner, R. N., Taanila, O., and Tranberg, A., *Spectator field dynamics in de*

- Sitter and curvaton initial conditions*, JCAP **10** (2012) 052-052,
doi:10.1088/1475-7516/2012/10/052 [arXiv:1205.5446 [astro-ph]].
- [33] M. Morikawa, *Dissipation and fluctuation of quantum fields in expanding universes*, Phys. Rev. D **42** (1990) 1027-1034, doi: 10.1103/physrevd.42.1027
- [34] K. Chou, Z. Su, B. Hao, and L. Yu, *Equilibrium and nonequilibrium formalisms made unified*, Phys. Rep. **118** (1985), 1 doi:10.1016/0370-1573(85)90136-X
- [35] E. Calzetta and B. L. Hu, *Closed Time Path Functional Formalism in Curved Space-Time: Application to Cosmological Back Reaction Problems*, Phys. Rev. D **35** (1987), 495 doi:10.1103/PhysRevD.35.495
- [36] S. Matarrese, M. A. Musso and A. Riotto, *Influence of superhorizon scales on cosmological observables generated during inflation*, JCAP **05** (2004), 008 doi:10.1088/1475-7516/2004/05/008 [arXiv:hep-th/0311059 [hep-th]].
- [37] L. Perreault Levasseur, *Lagrangian formulation of stochastic inflation: Langevin equations, one-loop corrections and a proposed recursive approach*, Phys. Rev. D **88** (2013) no.8, 083537 doi:10.1103/PhysRevD.88.083537 [arXiv:1304.6408 [hep-th]].
- [38] S. Winitzki and A. Vilenkin, *Effective noise in stochastic description of inflation*, Phys. Rev. D **61** (2000), 084008 doi:10.1103/PhysRevD.61.084008 [arXiv:gr-qc/9911029 [gr-qc]].
- [39] I. S. Gradshteyn and I. M. Ryzhik, *Table of Integrals, Series and Products*, Corrected and Enlarged Edition, Academic Press, (1980).
- [40] Stratonovich, R. L., *On a Method of Calculating Quantum Distribution Functions*, Soviet Physics Doklady, vol. 2, p. 416, (1957).
- [41] Hubbard, J., *Calculation of Partition Functions*, Physical Review Letters 3 (2): 77 (1959), doi:10.1103/PhysRevLett.3.77.
- [42] H. Casini, R. Montemayor and P. Sisterna, *Stochastic approach to inflation. 2. Classicality, coarse graining and noises*, Phys. Rev. D **59** (1999), 063512 doi:10.1103/PhysRevD.59.063512 [arXiv:gr-qc/9811083 [gr-qc]].
- [43] A. Tranberg, *Quantum field thermalization in expanding backgrounds*, JHEP **11** (2008), 037 doi:10.1088/1126-6708/2008/11/037 [arXiv:0806.3158 [hep-ph]].