

A survey on multi-objective hyperparameter optimization algorithms for Machine Learning

Alejandro Morales-Hernández^{1,2*}, Inneke Van Nieuwenhuyse^{1,2} and Sebastian Rojas Gonzalez^{1,2,3}

¹Faculty of Sciences, Hasselt University, Belgium.

²VCCM Core Lab and Data Science Institute, Hasselt University, Belgium.

³Surrogate Modeling Lab, Ghent University, Belgium.

*Corresponding author(s). E-mail(s):

alejandro.moraleshernandez@uhasselt.be;

Contributing authors: inneke.vannieuwenhuyse@uhasselt.be;

sebastian.rojasgonzalez@uhasselt.be;

Abstract

Hyperparameter optimization (HPO) is a necessary step to ensure the best possible performance of Machine Learning (ML) algorithms. Several methods have been developed to perform HPO; most of these are focused on optimizing one performance measure (usually an error-based measure), and the literature on such single-objective HPO problems is vast. Recently, though, algorithms have appeared that focus on optimizing multiple conflicting objectives simultaneously. This article presents a systematic survey of the literature published between 2014 and 2020 on multi-objective HPO algorithms, distinguishing between metaheuristic-based algorithms, metamodel-based algorithms and approaches using a mixture of both. We also discuss the quality metrics used to compare multi-objective HPO procedures and present future research directions.

Keywords: hyperparameter optimization, multi-objective optimization, metamodel, meta-heuristic, machine learning

1 Introduction

Nowadays, Artificial Intelligence (AI) is omnipresent in everyday life. Current technological advances allow us to analyze huge amounts of data to generate knowledge that is used in many different ways, e.g. for automatic user recommendations (Cai, Hu, Zhao, Zhang, & Chen, 2020), image recognition (Andreopoulos & Tsotsos, 2013; Phillips et al., 2005), and supporting healthcare-related tasks (Jiang et al., 2017). In general, AI can be seen as a computer technology capable of carrying out functions that traditionally required human intelligence (Ertel, 2018). Although learning is a key element in many areas of artificial intelligence, the very concept of learning is mainly studied in the Machine Learning (ML) subfield. According to T.M. Mitchell et al. (1997), “a computer program is said to learn from experience \mathbf{E} with respect to some class of tasks \mathbf{T} and performance measure \mathbf{P} if its performance at tasks in \mathbf{T} , as measured by \mathbf{P} , improves with experience \mathbf{E} ”. ML algorithms and their parameters must be intelligently configured to make the most of the data. Those parameters that need to be specified *before* training the algorithm are usually referred to as *hyperparameters*: they influence the learning process, but they are not optimized as part of the training algorithm.

The impact of these hyperparameters on algorithm performance should not be underestimated (Cooney, Korik, Folli, & Coyle, 2020; Kim, Reddy, Yun, & Seo, 2017; Kong et al., 2017; Singh, Kumar, & Kaur, 2020); yet, their optimization (hereafter referred to as *hyperparameter optimization* or HPO) is a challenging task, as traditional optimization methods are often not applicable (Luo, 2016). Indeed, classic convex optimization methods such as gradient descent tend to be ill-suited for HPO, as the measure to optimize is usually a non-convex and non-differentiable function (Parsa, Ankit, Ziabari, & Roy, 2019; Stamoulis, Chin, et al., 2018). Furthermore, the hyperparameters to optimize may be discrete, categorical and/or continuous (typical hyperparameters for an Artificial Neural Network (ANN), for instance, are the number of layers, the number of neurons per layer, the type of optimizer, and the learning rate). The search space can also contain *conditional hyperparameters*; e.g., the hyperparameters in a support vector machine algorithm depend on the type of kernel used. Finally, the time needed to train a machine learning model with a given hyperparameter configuration on a *given* dataset may already be substantial, particularly for moderate to large datasets; as a common HPO algorithm requires multiple such training cycles, the algorithm itself needs to be computationally efficient to be useful in practice.

HPO should not be confused with the more general topic of *automatic algorithm configuration* (AC), which is much broader in scope (see Hutter, Hoos, Leyton-Brown, and Stützle (2009); López-Ibáñez, Dubois-Lacoste, Cáceres, Berrattari, and Stützle (2016) for examples on this topic). In AC, in general, the aim is to find a well-performing parameter configuration for an arbitrary algorithm on a given, finite set of problem instances. In HPO, we typically search for a well-performing hyperparameter configuration on a *single* data set, for a specific task (classification, image recognition, or other). The scope of AC is

also broader than that of HPO, in the sense that the target algorithm does not necessarily carry out a learning process for the task under study; e.g., it also comprises the optimization of solvers and/or metaheuristics.

HPO has gained increasing attention in recent years, probably spurred by the popularity of deep learning algorithms, which have demanding characteristics (e.g., the need for large amounts of data and time to train the models, high model complexity, and a diverse mix of hyperparameter types). Previously, analysts tended to use simple methods to look for the “best” hyperparameter settings. The most basic of these is grid search (Montgomery, 2017): the user creates a set of possible values for each hyperparameter, and the search evaluates the Cartesian product of these sets. Although this strategy is easy to implement and easy to understand, its performance is influenced by the number of hyperparameters to optimize, and the (number of) values chosen on the grid. Random search (Bergstra & Bengio, 2012) provides an alternative to grid search, and tends to be popular when some of the hyperparameters are more important than others; e.g., learning rate and momentum are critical to guarantee a faster convergence of neural networks (C. Guo, Li, Hu, & Yan, 2020). More advanced optimization methods have also been put forward, such as meta-learning methods (Bui & Yi, 2020), neural architecture search (NAS) methods (Jing, Lin, & Wang, 2020), multi-fidelity algorithms (such as Freeze-thaw Bayesian optimization (Swersky, Snoek, & Adams, 2014), Successive halving algorithm (Karnin, Koren, & Somekh, 2013), Hyperband (L. Li, Jamieson, DeSalvo, Rostamizadeh, & Talwalkar, 2017), Bayesian Optimization Hyperband (Falkner, Klein, & Hutter, 2018), and Multi-task Bayesian optimization (Swersky, Snoek, & Adams, 2013)), population-based optimization algorithms (such as Population-based training (PBT) (Jaderberg et al., 2017) and Population-based Bandits (PB2) (Parker-Holder, Nguyen, & Roberts, 2020)), and reinforcement learning algorithms (such as HypRL (Jomaa, Grabocka, & Schmidt-Thieme, 2019)) and the model-based Reinforcement Learning algorithm (Wu, Chen, & Liu, 2020)).

So far, these more advanced approaches have largely focused on *single-objective* HPO problems. *Multi-objective* optimization is particularly relevant in HPO, as different conflicting objectives may be important for the analyst (e.g., the error-based performance of the target ML algorithm, inference time, model size, energy consumption, etc.). Multi-objective HPO should not be confused with multi-task learning (MTL). In multi-objective HPO, we seek to optimize the hyperparameter configuration for a specific task, on a single data set, in view of marrying multiple conflicting objectives. MTL, by contrast, seeks to optimize the HP configuration for multiple tasks, potentially using multiple datasets; while the performance metrics for the individual tasks can be seen as multiple simultaneous objectives, they are not necessarily in conflict.

Our work aims to provide an overview of the state-of-the-art in the field of *multi-objective hyperparameter optimization* for machine learning algorithms, highlighting the approaches currently used in the literature, the typical performance measures used as objectives, and discussing remaining challenges in

the field. To the best of our knowledge, our work presents the first comprehensive review of these multi-objective HPO approaches. Previous reviews (Feurer & Hutter, 2019; Hutter, Lücke, & Schmidt-Thieme, 2015; Luo, 2016; Talbi, 2021; Yang & Shami, 2020) mainly discuss single-objective HPO approaches, often focusing on particular contexts (such as biomedical data analysis), specific target algorithms (such as Deep Neural Networks) or specific approaches (Sequential Model-based Bayesian Optimization, multi-fidelity approaches). While two of the most recent surveys (Feurer & Hutter, 2019; Talbi, 2021) mention multi-objective HPO on the sidelines, they only list some examples or common strategies relevant to this topic, without discussing the actual approaches.

The remainder of this article is organized as follows. Section 2 discusses the methodology used in the literature search. Section 3 formalizes the concepts of single- and multi-objective hyperparameter optimization and discusses the most commonly used performance measures in HPO algorithms. Section 4 categorizes the existing methods for multi-objective hyperparameter optimization. Section 5 discusses the pros and cons of the algorithms. Finally, section 6 summarizes the findings, highlighting potential improvements and avenues for further research.

2 Methodology

Given the remarkable surge in publications on HPO since 2014, we focused on research published between 2014 and 2020. Figure 1 shows an overview of the search and selection process.

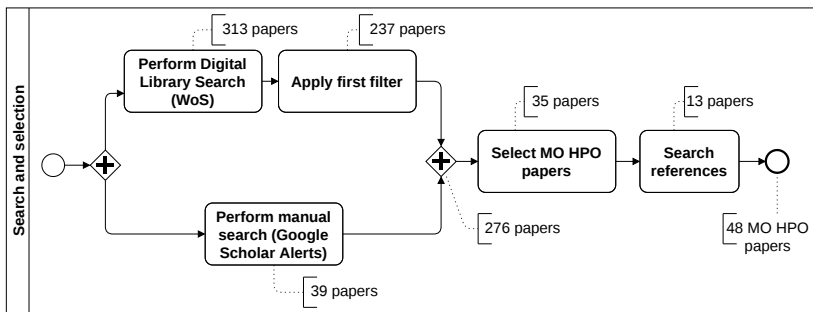


Figure 1: Overview of search and selection process

We first performed a WoS (Web of Science) search, using the search terms shown in Table 1. Although the main focus is on multi-objective HPO, we also consider the occurrence of the phrase “single objective” in the abstract (AB), as it is common to transform multiple objectives into a single objective by means of a scalarization function. As the use of surrogates is common

in single-objective HPO for deep learning networks (e.g., Sjöberg, Önnheim, Gustavsson, and Jirstrand (2019); Victoria and Maragatham (2021); Wistuba, Schilling, and Schmidt-Thieme (2018)), we also searched for articles mentioning the terms “surrogate”, “metamodel”, “deep learning”, “neural networks”, “Gaussian process”, and “kriging” in the abstract. The choice of hyperparameters is also related to overfitting (Feurer & Hutter, 2019). Finally, we also include the term “constraint”, as the required performance targets (e.g., maximum memory consumption, training time (Hu, Jin, Liu, & Zhang, 2019; Stamoulis, Cai, Juan, & Marculescu, 2018)) may be presented as constraints in (multi-objective) HPO. We limited our search to publications (including conference proceedings, articles, book chapters, and meeting abstracts) in computer science-related categories (WC).

We subsequently completed the set of papers through (1) scanning suggestions of papers on Google Scholar alerts, and (2) a reference search. We limited the latter to electronic collections only, and solely considered journals/conference proceedings/workshop proceedings that were indexed on WoS (for the WoS journals, we included accepted preprints of forthcoming articles).

Table 1: Search term details

<pre> graph LR TI --> OR1[OR] TS --> OR1 OR1 --> AND1[AND] AB --> AND1 AND1 --> AND2[AND] WC --> AND2 AND2 --> query </pre>	
TI	hyperparameter optimization, hyperparameter tuning, parameter optimization, hyperparameter, parameter tuning
TS	hyperparameter optimization, hyperparameter tuning
AB	neural networks, deep learning, constraint, overfitting, multiobjective, multi objective, multi-objective, many-objective, many objective, single objective, surrogate, metamodel, gaussian process, kriging
WC	Computer Science, Artificial Intelligence Computer Science, Information Systems Computer Science, Theory & Methods Computer Science, Interdisciplinary Applications

TI: Title, TS: Topic, AB: Abstract, WC: Web of Science Categories

The papers obtained through the WoS and manual search were manually filtered based on the title and abstract, to ensure they were related to the topic of discussion. We filtered out irrelevant papers, such as those that focus on the optimization of industrial processes (W.-C. Chen, Jiang, Chang, & Chen, 2014), meta-learning (Vanschoren, 2019), optimization of internal parameters (Wawrzyński, 2017), and papers related to AutoML systems that are not focused on hyperparameter optimization (such as model selection algorithms (Silva et al., 2016; van Rijn, Abdulrahman, Brazdil, & Vanschoren,

2015) or pure feature selection methods (Hegde & Mundada, 2020)). Neural Architecture Search (NAS) is usually considered a distinct category with its own methods and techniques for optimizing the structure of a neural network; hence, articles on NAS were only considered when the problem was addressed as an HPO problem. Articles focusing on more specific aspects of NAS (such as Negrinho et al. (2019)) are beyond the scope of this research.

A full read of the articles, combined with a reference search, resulted in a final selection of 48 relevant articles. Most of these articles (about 60%) were published in conferences or workshops, though there has been an increase in scientific journal articles in 2020 (see Figure 2); these were mainly published in Q1/Q2 journals belonging to the Computer Science field.

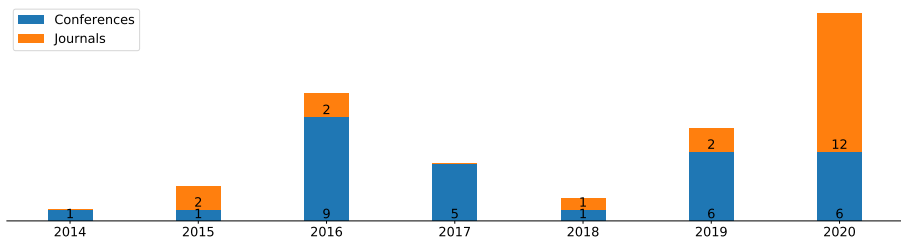


Figure 2: Number of articles that address multi-objective HPO, according to the publication source (2014-2020)

3 HPO: Concepts and performance measures

Section 3.1 provides an overview of the basic concepts related to HPO, while Section 3.2 discusses the main performance measures (objectives) used in such optimization. Finally, Section 3.3 discusses the quality metrics used for comparing the performance of multi-objective HPO algorithms.

3.1 HPO: Concepts and terminology

In mathematics and computer science, an algorithm is a finite sequence of well-defined instructions that, when fed with a set of initial inputs, eventually produces an output. Figure 3 shows that in HPO, the optimization algorithm forms an “outer” shell of optimization instructions; the “inner” optimization refers to the training and cross-validation of the target ML algorithm (e.g., ANN, SVM, etc.). This inner optimization trains the target algorithm to perform the task it should perform (e.g., predicting house prices from a data set, using a set of features). In turn, the HPO algorithm takes the hyperparameters of the target ML algorithm as input and produces a number of performance measures as output (e.g., RMSE, energy consumption, etc.). The aim of the HPO algorithm is to optimize the set of hyperparameters, in view of obtaining the best possible outcomes for the performance measures considered.

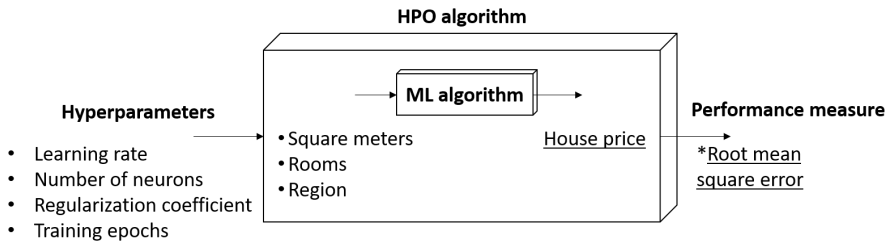


Figure 3: Example of the interplay between the HPO algorithm and the target ML algorithm (in this case, an ANN for predicting house prices)

More formally, the single-objective HPO problem can be formalized as follows. Consider a target ML algorithm \mathcal{A} with N hyperparameters, such that the n -th hyperparameter has a domain denoted by Λ_n . The overall *hyperparameter configuration space* is denoted as $\Lambda = \Lambda_1 \times \Lambda_2 \times \dots \times \Lambda_N$. A vector of hyperparameters is denoted by $\lambda \in \Lambda$, and an algorithm \mathcal{A} with its hyperparameters set to λ is denoted by \mathcal{A}_λ . In the case of HPO, the available data are split into a training set, a validation set, and a test set. The *learning* process of the algorithm takes place on the training set (\mathcal{D}_{train}) and is validated on the validation set (\mathcal{D}_{valid}). We can then formalize the *single-objective* HPO problem as (Feurer & Hutter, 2019):

$$\min_{\lambda \in \Lambda} V(\mathcal{L} \mid \mathcal{A}_\lambda, \mathcal{D}_{train}, \mathcal{D}_{valid})$$

where $V(\mathcal{L} \mid \mathcal{A}_\lambda, \mathcal{D}_{train}, \mathcal{D}_{valid})$ is a validation protocol that uses a loss function \mathcal{L} to estimate the performance of a model \mathcal{A}_λ trained on \mathcal{D}_{train} and validated on \mathcal{D}_{valid} . Popular choices for the validation protocol $V(\cdot)$ are the holdout and cross-validation process (see Bischl, Mersmann, Trautmann, and Weihs (2012) for an overview of validation protocols). Without loss of generality, we assume in the remainder of this article that the loss function should be minimized.

The previous definition can be readily extended to multi-objective optimization (see M. Li and Yao (2019)). Consider a multi-objective hyperparameter optimization problem with N hyperparameters and a set \mathbf{L} containing m performance measures (objective functions). These can reflect the error-based performance of the algorithm, but also other metrics such as algorithm complexity (as detailed later in Section 3.2). The multi-objective HPO problem can then be formalized as follows (assuming that all performance measures should be minimized):

$$\min_{\lambda \in \Lambda} V(\mathbf{L} \mid \mathcal{A}_\lambda, \mathcal{D}_{train}, \mathcal{D}_{valid})$$

Typically, there is a trade-off among the different objectives: for instance, between the performance of a model and training time (increasing the accuracy of a model often requires larger amounts of data and, hence, a higher training time; see e.g., [Rajagopal et al. \(2020\)](#)), or between different error-based measures (e.g., between confusion matrix-based measures ([Tharwat, 2020](#)) of a binary classification problem; see [Horn and Bischl \(2016\)](#)). Considering these trade-offs is often crucial: e.g., in medical diagnostics ([de Toro, Ros, Mota, & Ortega, 2002](#)), the simultaneous consideration of objectives such as sensitivity and specificity is essential to determine if the machine learning model can be used in practice. The goal in multi-objective HPO is to obtain the *Pareto-optimal* solutions, i.e., those solutions for which none of the objectives can be improved without negatively affecting any other objective. In the decision space, the set of optimal solutions is referred to as the *Pareto set*; in objective space, it yields the *Pareto front* (or Pareto frontier). The Pareto-optimal solutions are also referred to as the *non-dominated* solutions ([Emmerich & Deutz, 2018](#)). Ideally, these solutions should be *diverse* (i.e., spread across the different areas of the Pareto front), while approximating this front as well as possible (i.e., showing *convergence* to the Pareto front).

In (general) multi-objective optimization problems, the multiple objectives are often *scalarized* into one single function, such that the problem can be solved as a single-objective problem. Care should be taken, though, when selecting the scalarization approach: e.g., not all approaches allow to detect non-convex parts of the front (see [Miettinen and Mäkelä \(2002\)](#) for further details about scalarization functions). Scalarization methods have also been applied in multi-objective HPO; see Section 4 for further details.

3.2 Multi-objective HPO: Typical objectives

Table 2 and Table 3 show an overview and concise description of the performance measures occurring in the current literature on multi-objective HPO (Table 2 focuses on error-based measures, while Table 3 summarizes the non-error-based measures). These measures will reappear later in Section 4, when we categorize the different multi-objective HPO algorithms. As evident from Table 2, for regression problems, the error-based metrics are commonly based on the squared errors; for classification problems, they are commonly related to the elements of the confusion matrix (True Positives (TP), False Negatives (FN), False Positives (FP), and True Negatives (TN)).

Error-based measures are heavily used in multi-objective HPO, as they ensure a response from the model that is close to reality. Additionally, model complexity objectives are often included (following Occam’s razor principle; [Blumer, Ehrenfeucht, Haussler, and Warmuth \(1987\)](#)), along with time-based metrics (e.g., training time on embedded devices) and/or (computational) cost objectives. The complexity of a neural network, for instance, is often estimated using the number of parameters (weights of the connections between neurons) ([Baldeon & Lai-Yuen, 2020](#); [Calisto & Lai-Yuen, 2020](#); [Liang et al., 2019](#); [Lu, Deb, Goodman, Banzhaf, & Boddeti, 2020](#)). The number of features can also

be used as a complexity measure: see Binder, Moosbauer, Thomas, and Bischl (2020); Bouraoui, Jamoussi, and BenAyed (2018); Faris, Habib, Faris, Alomari, and Alomari (2020); Martinez-de Pison, Gonzalez-Sendino, Aldama, Ferreiro, and Fraile (2017); Sopov and Ivanov (2015). The more features the training algorithm has to consider, the more expensive it will be. On the other hand, considering fewer features may negatively affect the error-based performance of the algorithm.

Table 2: Error-based measures used in multi-objective HPO algorithms. The description given for the classification metrics assumes a two-class problem.

Type of problem	Performance measure	Description
Classification	Classification error	$\frac{FN+FP}{P+N}$
	Recall / Sensitivity	$\frac{TP}{TP+FN}$
	Precision	$\frac{TP}{TP+FP}$
	Specificity	$\frac{TN}{TN+FP}$
	False positive rate (FPR)	$\frac{FP}{FP+TN}$
	False negative rate (FNR)	$\frac{FN}{FN+TP}$
	Reward of spiking trace	Custom measure defined for Spiking Neural Networks to measure how good was the network categorizing looming and non-looming stimuli at a given time
Regression	Root mean square error (RMSE)	$\sqrt{\frac{\sum (Real - Prediction)^2}{Total\ of\ observations}}$
	Mean square error (MSE)	$\frac{\sum (Real - Prediction)^2}{Total\ of\ observations}$
	Sum square error (SSE)	$\sum (Real - Prediction)^2$
Speech recognition	Word error rate (WER)	Measures how different the recognized word is from the reference word

Continued on next page

Type of problem	Performance measure	Description
Image recognition	Segmentation accuracy	Computed as two times the area of overlap between two images divided by the total number of pixels in both images
	Mutual Information	Measures the dependencies between two images, or the amount of information that one image contains about the other

Table 3: Non error-based performance measures used in multi-objective HPO algorithms

Type	Performance measure
Complexity	Number of floating points operations (FLOPs) or number of multiply-adds (MAdds) in NNs
	Number of features used to train the ML algorithm
	Number of parameters (weights) in a NN
Model size	Number of neurons in NNs
	Number of support vectors in SVM
	The file size used to save a DNN
Time	Number of models used in an ensemble
	Related to the target ML algorithm (Training and Prediction time, inference time on forward passes of ANN, decoding time), or the optimization
Hardware-based measures	Memory footprint
	Energy consumption
Other	Diversity measures in ensembles.
	Outliers detected by a threshold-based algorithm.

Metrics reflecting model size naturally depend on the target ML algorithm to be optimized (e.g., the number of neurons in a single-layer NN (Juang & Hsu, 2014), the number of support vectors in a SVM (Bouraoui et al., 2018), the DNN file size (Shinozaki, Watanabe, & Duh, 2020), or the number of models used (Garrido & Hernández, 2019) for ensemble algorithms). Alternatively,

the number of floating point operations (FLOPs) in a NN can be used (Chin, Morcos, & Marculescu, 2020; Loni, Sinaei, Zoljodi, Daneshtalab, & Sjödin, 2020; Lu et al., 2020; B. Wang, Sun, Xue, & Zhang, 2019; B. Wang, Xue, & Zhang, 2020). This metric is also used to reflect the energy consumption (Han, Pool, Tran, & Dally, 2015); likewise, the number of parameters in a NN is used as a measure for complexity as well as for model size. Both FLOPs and the number of parameters are sometimes used as memory consumption measures (Laskaridis, Venieris, Kim, & Lane, 2020), and can be combined with a time-based measure (Shah & Ghahramani, 2016). Time-based measures can be related to the training phase (Laskaridis et al., 2020; Lu et al., 2020; Rajagopal et al., 2020; Tanaka et al., 2016), the prediction phase (Abdolsh, Shilton, Rana, Gupta, & Venkatesh, 2019; Garrido & Hernández, 2019; Hernández, Hernandez-Lobato, Shah, & Adams, 2016), the inference process on forwarding passes in ANNs (Kim et al., 2017), or the whole optimization process (Richter et al., 2016).

The increasing computational cost of Deep Learning models generally translates into higher hardware costs. As a result, optimization using both algorithm performance and hardware cost should be considered, especially for edge devices. Hardware-related costs can be measured in different ways; e.g., through energy consumption (Hernández-Lobato et al., 2016) or memory utilization (Chandra & Lane, 2016). In many cases, these measures are estimated as a function of the hyperparameters. For instance, Parsa et al. (2019) present an abstract energy consumption model that depends on the neural network architecture (number of layers, number of outputs of each layer, kernel size, etc).

Some objectives encountered in the literature do not fall into any of the categories above. In Table 3, they are grouped into the category “Other” (e.g., diversity measures for ensembles (Kuncheva, 2014)).

3.3 Quality metrics for comparing multi-objective HPO algorithms

The surveyed literature presents different metrics to judge and/or compare the strengths and weaknesses of multi-objective HPO algorithms. The first set of quality metrics is related to the resulting Pareto front. Here, hypervolume is the most widely used (Garrido & Hernández, 2019; Hernández et al., 2016; Horn & Bischl, 2016; Horn, Dagge, Sun, & Bischl, 2017; Lu et al., 2020; Shah & Ghahramani, 2016). It computes the volume of the area enclosed by the Pareto front and a reference point, specified by the user. Binder et al. (2020) compute the *generalization* dominated hypervolume, which is obtained by evaluating the non-dominated solutions of the validation set on the test set data. Other quality metrics based on the Pareto front are the difference in performance between each solution on the front and the single-objective version of the algorithm (holding the other objectives steady) (Chatelain, Adam, Lecourtier, Heutte, & Paquet, 2007), the average distance (or Generational Distance) of

the front to a reference set (such as the approximated true Pareto front obtained by exhaustive search, see [Smithson, Yang, Gross, and Meyer \(2016\)](#); or an aggregated front, see [Gülcü and Kuş \(2021\)](#)), a coverage measure computed as the percentage of the solutions of an algorithm A dominated by the solutions of another algorithm B ([Juang & Hsu, 2014](#); [H. Li, Zhang, Tsang, & Ford, 2004](#)), or metrics based on the shape of the Pareto front ([Abdolsh et al., 2019](#)) or its diversity ([Juang & Hsu, 2014](#); [H. Li et al., 2004](#)). The latter can be computed using the spacing and the spread of the solutions: spacing evaluates the diversity of the Pareto points along a given front ([Gülcü & Kuş, 2021](#)), whereas spread evaluates the range of the objective function values (see [Zitzler, Deb, and Thiele \(2000\)](#)).

Some authors use performance measures that do not relate to the quality of the front obtained; e.g., execution time ([Horn et al., 2017](#); [Parsa et al., 2019](#); [Richter et al., 2016](#)), number of performance evaluations ([Parsa et al., 2019](#)), CPU utilization in parallel computer architectures ([Richter et al., 2016](#)), measures that were not considered as an objective and that are evaluated in the Pareto solutions (usually, confusion matrix-based measures for classification problems; see [Salt, Howard, Indiveri, and Sandamirskaya \(2019\)](#)), or measures that are specific for the HPO algorithm used (e.g., the number of new points suggested per batch is used by [Gupta, Shilton, Rana, and Venkatesh \(2018\)](#) to evaluate the performance of the search executed during batch Bayesian optimization).

4 Multi-objective HPO algorithms: categorization

In this section, we categorize the literature on multi-objective HPO algorithms based on the way in which the algorithms perform the search for the optimal solutions (i.e., the search methodology). We distinguish the following three categories:

- Metaheuristic-based optimization algorithms (Section 4.1): these algorithms use a metaheuristic to guide the search process, based on the empirically observed input/output observations.
- Metamodel-based optimization algorithms (Section 4.2): in these algorithms, a *metamodel* is fit to the empirical input/output observations, and an acquisition function is used to search for the optimal HPO configurations.
- Hybrid algorithms (Section 4.3): a metamodel is fit to the input/output observations, and a metaheuristic is used to guide the search for better solutions.

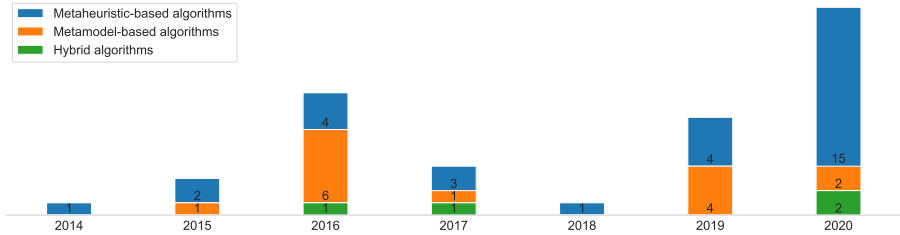


Figure 4: Multi-objective HPO algorithms: Number of articles per category (2014-2020)

4.1 Metaheuristic-based HPO algorithms

Heuristic search attempts to optimize a problem by improving the solution based on a given heuristic function or a cost measure (Russell & Norvig, 2010). A heuristic search method does not always guarantee to find the optimal solution but aims to find a good or acceptable solution within a reasonable amount of time and memory usage. Metaheuristics are algorithms that combine heuristics (which are often problem-specific) in a more general framework (Bianchi, Dorigo, Gambardella, & Gutjahr, 2009). Figure 5 summarizes the general procedure of a metaheuristic-based algorithm for multi-objective optimization (MOO). The algorithm generates new solution(s) starting from one or more initial solution(s). Depending on the algorithm, the information available from the search process so far (which can include updates in the sampling distribution used by the metaheuristic, *or* other adjustments such as updates in the velocity vectors in Particle Swarm Optimization, or the pheromone paths in Ant Colony Optimization) can be updated before the next iteration starts, and/or bad solutions can be discarded. The process is repeated until a stop criterion is met.

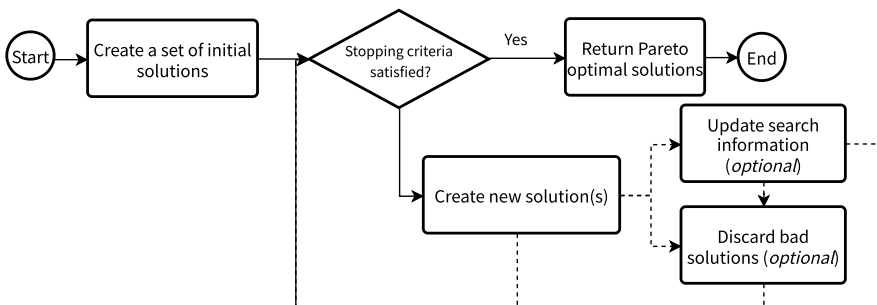


Figure 5: General procedure in metaheuristic-based MOO algorithms.

While some metaheuristics start from a single initial solution (e.g., Tabu Search (Glover, 1986)), others (referred to as population-based algorithms) start from a set of solutions (e.g., Ant Colony Optimization (Dorigo & Blum, 2005) and Evolutionary Algorithms, e.g. Evolution Strategies and Genetic Algorithms (M. Mitchell, 1998)).

For ease of reference, Table 4 gives an overview of the metaheuristic-based algorithms currently used in multi-objective HPO, while Table 5 gives an overview of the experimental comparisons reported in these papers. Clearly, the most popular metaheuristic-based algorithm for multi-objective HPO is the Non-dominated Sorting Genetic Algorithm II (NSGA-II; Deb, Pratap, Agarwal, and Meyarivan (2002)). This is not surprising, as genetic algorithms have shown to perform quite well in single-objective HPO settings: see, e.g., Deighan, Field, Capano, and Khanna (2021), who showed that they cannot only obtain CNN configurations from scratch but can also refine state-of-the-art CNNs. NSGA-II builds on the original NSGA algorithm (Srinivas & Deb, 1994); yet, it is computationally less expensive (a temporal complexity of $O(MN^2)$ versus $O(MN^3)$ for the original algorithm, where M is the number of objectives and N is the population size). Another important difference is the preservation of the best solutions, through an elitist selection according to the fitness and spread of solutions. Ekbal and Saha (2015) applied NSGA-II to jointly optimize hyperparameters and features, and demonstrated the superiority of the resulting models over others (trained with default hyperparameters, and using all the features included in a dataset). Binder et al. (2020) observed analogous results optimizing a SVM, kNN, and XGBoost. Yet, according to the generalization-dominated hypervolume, NSGA-II performed slightly worse than ParEGO, a Bayesian optimization-based approach (see Knowles (2006) for further details). Binder et al. (2020) thus suggest to prefer NSGA-II over ParEGO only when model evaluations are cheap and marginal degradation of performance is acceptable.

Contrary to NSGA-II, the Multi-Objective Evolutionary Algorithm based on Decomposition (MOEA/D) (Q. Zhang & Li, 2007) uses *scalarization* to solve the multi-objective HPO problem. Both MOEA/D and NSGA-II have shown to improve the accuracy of the resulting model compared with manual hyperparameter selection (Calisto & Lai-Yuen, 2020; Magda, Martinez-Alvarez, & Cuenca-Asensi, 2017). In Baldeon and Lai-Yuen (2020), MOEA/D is compared with a Bayesian Optimization approach (using Gaussian Process Regression with Expected Improvement as acquisition function), for tuning an adaptive convolutional neural network (AdaResU-Net) used for medical image segmentation. The use of MOEA/D resulted in a reduction in the number of parameters to train; the comparison is not really reliable, though, as the Bayesian approach was used in a single-objective optimizer, focusing only on segmentation accuracy and not on model size. The ENS-MOEA/D algorithm proposed by Zhao, Suganthan, and Zhang (2012) presents a further improvement to the original MOEA/D algorithm, by adaptively adjusting the neighborhood size (as large neighborhood sizes favor more global

search, while smaller sizes lead to more local search). [M. Zhang, Ni, Zhao, Wang, and Shen \(2020\)](#) apply this method to optimize the hyperparameters of a Variational Model Decomposition (VMD) procedure, used to pre-process time series for forecasting wind speeds. The authors prove that this yields better forecasts, yet they did not perform any comparison against other HPO procedures.

Table 4: Overview of Metaheuristic-based HPO algorithms. N, D, C refer to the number of numeric, discrete, and categorical hyperparameters respectively. The use of scalarization is indicated in the first column (when relevant).

HPO Algorithm	Ref.	HP	Target ML algorithm	Performance measures						Application field
				Error	Complexity	Model size	Time	Hardware-based	Other	
NSGA-II	Ekbal and Saha (2015)	N: 1, D: 1, C: -	CRF	Recall Precision	-	-	-	-	-	Mention recognition in texts
		N: 2, D: 2, C: 1	SVM							
	Magda et al. (2017)	N: -, D: 2, C: -	Komi threshold algorithm	Mean error	-	-	-	-	Number of outliers	Muscle onset detection
	Mostafa, Mendonça, Ravelo-Garcia, Julia-Serda, and Morgado-Dias (2020)	N: 3, D: 2, C: -	CNN	Accuracy Recall Specificity	-	-	-	-	-	Apnea detection
	Sopov and Ivanov (2015)	N: -, D: 2, C: -	MLP	Classification rate	-	Number of neurons	-	-	-	Emotion recognition
	Binder et al. (2020)	N: -, D: 2, C: -	SVM	Generalization error	Fraction of selected features	-	-	-	-	OpenML benchmark
N: 5, D: 4, C: -		XGBoost								
N: -, D: 2, C: 1		kkNN								

Continued on next page

HPO Algorithm	Ref.	HP	Target ML algorithm	Performance measures						Application field
				Error	Complexity	Model size	Time	Hardware-based	Other	
	Shinozaki et al. (2020)	N: 7, D: 3, C: 1	Spoken Language Systems	Word error rate	-	DNN file size	-	-	-	Speech recognition
	Kim et al. (2017)	N: 2, D: 1, C: -	LeNet	Accuracy	-	-	Inference time	-	-	Image recognition
	Bouraoui et al. (2018)	N: 4, D: 1, C: -	SVM	Accuracy	Number of features	Number of SV	-	-	-	UCI datasets
	Nabil, Mahmoud, Ismail, and Serpedin (2019)	N: 2, D: 2, C: 4	GRU-based RNN	Accuracy FPR	-	-	-	-	-	Electricity Theft Detection
	Loni et al. (2020)	N: -, D: 3, C: 3	CNN	Accuracy	Number of parameters		-	-	-	Image recognition
GA (scalarized objectives)	Deighan et al. (2021)	N: 4, D: 6, C: -	CNN	Accuracy	Number of parameters		-	-	-	Gravitational wave classification
MOEA/D (scalarized objectives)	Calisto and Lai-Yuen (2020)	N: 1, D: 3, C: 3	AdaEn-net	Segmentation accuracy	Number of parameters		-	-	-	Image segmentation
	Baldeon and Lai-Yuen (2020)	N: 2, D: 1, C: 2	AdaResU-net	Segmentation accuracy	Number of parameters		-	-	-	Image segmentation
	C. Zhang, Lim, Qin, and Tan (2016)	N: 2, D: 1, C: -	DBN ensembles	Accuracy	-	-	-	-	Ensemble diversity	Remaining useful life prediction

Continued on next page

HPO Algorithm	Ref.	HP	Target ML algorithm	Performance measures						Application field
				Error	Complexity	Model size	Time	Hardware-based	Other	
ENS-MOEA/D	M. Zhang et al. (2020)	N: 1, D: 2, C: -	VMD	MSE Mutual Information	-	-	-	-	-	Wind speed prediction
CMA-ES for MOO	Tanaka et al. (2016)	N:19, D: 6, C: 2	NNLM	Word error rate	-	-	Training time	-	-	Speech recognition
	Shinozaki et al. (2020)	N: 7, D: 3, C: 1	Spoken Language Systems	Word error rate	-	DNN file size	-	-	-	Speech recognition
	H. Qin, Shinozaki, and Duh (2017)	N: 6, D: 4, C: -	NMT System	BLEU score	-	-	Validation time	-	-	Machine translation
	Ekbal and Saha (2016)		N: -, D: 2, C: -	CRF	Recall Precision	-	-	-	-	-
N: -, D: 1, C: -			SVM							
N: -, D: 1, C: -			MBL							
OMOPSO	B. Wang et al. (2019, 2020)	N: -, D: 5, C: -	Densenet-121	Accuracy	FLOPs	-	-	-	-	Image classification
	Rajagopal et al. (2020)	N: 3, D: 3, C: -	CNN	Accuracy	FLOPs	-	-	-	-	Scene classification
PSO (scalarized objectives)	Faris et al. (2020)	N: 1, D: 2, C: -	SVM	Error	Feature selection rate	-	-	-	-	Medical specialties classification

Continued on next page

HPO Algorithm	Ref.	HP	Target ML algorithm	Performance measures						Application field
				Error	Complexity	Model size	Time	Hardware-based	Other	
CoDeepNeat	Liang et al. (2019)	N: 2, D: 2, C: 3	CNN	Error	Number of parameters	-	-	-	Medical image classification	
SPEA-II (scalarized objectives)	Loni, Zoljodi, Sinaei, Danesh-talab, and Sjödin (2019)	N: -, D: 2, C: 4	CNN	Accuracy	Number of parameters	-	-	-	Image classification	
MADE	Pathak, Shukla, and Arya (2020)	N: 1, D: 5, C: 4	Bidirectional LSTM	Recall Specificity	-	-	-	-	Classification	
MODE (scalarized objectives)	Singh et al. (2020)	N: 2, D: 5, C: 3	CNN	Recall Specificity	-	-	-	-	Classification	
MO-RACACO	Juang and Hsu (2014)	N: -, D: 1, C: -	Fuzzy Neural Networks	RMSE	-	Number of neurons	-	-	Regression	
MOSA	Gülcü and Kuş (2021)	N: -, D: 10, C: 4	CNN	Accuracy	FLOPs	-	-	-	Image classification	
Nelder-Mead (scalarized objectives)	Albelwi and Mah. (2016)	N: -, D: 7, C: -	CNN	Accuracy Mutual information	-	-	-	-	Image classification	

Table 5: Experimental comparisons reported in the literature on metaheuristic-based HPO algorithms

HPO Algorithm	Ref.	Compared against	Quality metrics
NSGA-II	Magda et al. (2017)	Manual selection	Mean error (objective)
	Sopov and Ivanov (2015)	SPEA (Zitzler & Thiele, 1999), VEGA (Schaffer, 1985), SelfCOMO-GA (Sopov & Ivanov, 2015)	Classification rate and number of neurons (objectives)
	Binder et al. (2020)	ParEGO (Knowles, 2006)	Generalization error (objective) and hypervolume
	Shinozaki et al. (2020)	CMA-ES (Hansen, Müller, & Koumoutsakos, 2003)	WER and DNN file size (both objectives)
	Bouraoui et al. (2018)	Grid search	Accuracy (objective)
GA (scalarized objectives)	Deighan et al. (2021)	GA variants	Scalarized fitness function
MOEA/D (scalarized objectives)	Calisto and Lai-Yuen (2020)	Manual selection	Segmentation accuracy and number of parameters (both objectives)
	Baldeen and Lai-Yuen (2020)	GP-EI (Snoek, Larochelle, & Adams, 2012)	Performance measures <i>not used as objectives</i> (Sensitivity, Mean surface distance, etc)
CMA-ES for MOO	Shinozaki et al. (2020)	NSGA-II (Deb et al., 2002)	WER and DNN file size (both objectives)
MO-RACACO	Juang and Hsu (2014)	MO-EA (Juang, 2002), MO-ACOR (Socha & Dorigo, 2008)	Coverage metric and diversity in Pareto front

The Covariance matrix adaptation-evolutionary strategy (CMA-ES) (Hansen et al., 2003) is a population-based metaheuristic that differs from Genetic Algorithms in the use of a fixed-length real-valued vector as a gene (instead of the typical vector of binary components), and a multivariate Gaussian distribution to generate new solutions. Multi-objective CMA-ES can be formulated considering the dominance of solutions on the Pareto Frontier, to redefine the ranking function used to determine the best solution found so far (now a Pareto front) (H. Qin et al., 2017; Shinozaki et al., 2020; Tanaka et al., 2016). Shinozaki et al. (2020) optimize DNN-based Spoken Language Systems using this approach; the resulting networks had lower word error rates and were smaller than the networks designed by NSGA-II. Additionally, multi-objective CMA-ES generated smaller networks than the one obtained with single-objective CMA-ES (using the error-based measure as an objective to optimize). In our opinion, though, this last comparison does not make much sense, since network size did not appear as an objective in the single-objective setting.

Analogous to Genetic Algorithms, Particle Swarm Optimization (PSO) (Eberhart & Kennedy, 1995) works with a population of candidate solutions, known as *particles*. Each particle is characterized by a velocity and a position. The particles search for the optimal solutions by continuously updating their

position and velocity. Their movement is influenced not only by their own local best-known position but is also guided toward the best-known position found by other particles in the search space. A multi-objective PSO algorithm (OMOPSO) was developed by [Sierra and Coello \(2005\)](#), using Pareto dominance and crowding distance to filter out the best particles. It employs different mutation operators which act on subsets of the swarm, and applies the ϵ -dominance concept (see [Laumanns, Thiele, Deb, and Zitzler \(2002\)](#) for more details) to fix the size of the set of final solutions produced by the algorithm.

Strength Pareto Evolutionary Algorithm II (SPEA-II) ([Zitzler, Laumanns, & Thiele, 2001](#)) adds several improvements to the original SPEA algorithm presented by [Zitzler and Thiele \(1999\)](#). [Loni et al. \(2019\)](#) used the algorithm to optimize six hyperparameters of a CNN, yielding more accurate and less complex networks than could be obtained with hand-crafted networks, or with NAS algorithms.

Differential Evolution (DE) ([Storn & Price, 1997](#)) is similar to Genetic Algorithms but differs in the way in which the solutions are coded (using real vectors instead of binary-coded ones) and, consequently, in the way in which the evolutionary operators are applied. Multi-Objective Differential Evolution (MODE) ([Babu & Gujarathi, 2007](#)) selects the non-dominated solutions to generate new solutions on each iteration. To reduce the computational effort while maintaining accuracy, a memetic adaptive DE method (MADE) was developed by [S. Li et al. \(2019\)](#). DE depends significantly on its control parameter settings. Therefore, MADE uses a historical memory of successful control parameter settings to guide the selection of future control parameter values ([Tanabe & Fukunaga, 2013](#)). Additionally, a local search method (e.g., the Nelder-Mead simplex method (NMM) ([S. Li et al., 2019](#)), or chaotic local search ([Pathak et al., 2020](#))) is employed to refine the solutions, and a ranking-based elimination strategy (using non-dominated and crowding distance sorting) is proposed to maintain the most promising solutions.

Ant Colony Optimization (ACO) ([Dorigo, Maniezzo, & Colorni, 1996](#)) is inspired by the behavior of real ants; the basic idea is to model the HPO problem as the search for a minimum cost path in a graph. ACO algorithms can be applied to solve multi-objective problems, and may differ in three respects ([Alaya, Solnon, & Ghedira, 2007](#)): (1) the way solutions are built, using only one *pheromone structure* for an aggregation of several objectives, or associating a different pheromone structure with each objective ([Gravel, Price, & Gagné, 2002](#); [Iredi, Merkle, & Middendorf, 2001](#)); (2) the way in which solutions are updated ([Barán & Schaerer, 2003](#); [Iredi et al., 2001](#)) and (3) the incorporation of existing problem-specific knowledge into the transition rule that defines how to create new solutions from existing ones ([Doerner, Gutjahr, Hartl, Strauss, & Stummer, 2004](#); [Gravel et al., 2002](#)). The latter is included in a multi-objective version of ACO (MO-RACACO, [Hsu and Juang \(2013\)](#)) for Fuzzy Neural Network (FNN) optimization ([Juang & Hsu, 2014](#)). The results showed that MO-RACACO outperformed other population-based MO algorithms (MO-EA, [Juang \(2002\)](#); and MO-ACOr, [Socha and Dorigo \(2008\)](#)) in

terms of the coverage measure obtained, yet it did not always obtain the best diversity values.

Simulated annealing (SA) is a probabilistic technique for finding the global optimum of a single-objective problem (Kirkpatrick, Gelatt, & Vecchi, 1983). Gülcü and Kuş (2021) applied a multi-objective approach (MOSA) to optimize 14 hyperparameters of a CNN. The algorithm selects new solutions based on their relative merit (measured by the dominance relationship) w.r.t. the current solutions.

The Nelder-Mead simplex method (NMM) (Olsson & Nelson, 1975) has been applied by Albelwi and Mah. (2016) to optimize seven hyperparameters for a CNN. As NMM is a single-objective optimization procedure, the objectives need to be scalarized (the authors used a weighted sum approach). NMM is a local optimization procedure, so it may get stuck in a local minimum. This may be avoided by running the algorithm from different starting points, which increases the probability of reaching the global minimum. Alternatively, modifications to the algorithm have been proposed (as in McKinnon (1998)) that allow the algorithm to escape from local minima, yet at the cost of a large number of iterations.

4.2 Metamodel-based HPO algorithms

Training a machine learning algorithm can be computationally expensive, e.g. due to the target algorithm's own structure (e.g., Deep Learning models), the amount and complexity of the data to process, resource limitations (execution time, memory and energy consumption, etc), and/or the type of training algorithm used. Therefore, different HPO approaches have been developed that employ less expensive models (referred to as metamodels or surrogate models) to emulate the computation of the real performance functions. The resulting algorithms have also been referred to as Efficient Global Optimization (EGO) or Bayesian Optimization (BO) algorithms, and use an *acquisition function* or *infill criterion* to guide the search. Figure 6 summarizes the main steps in such an algorithm.

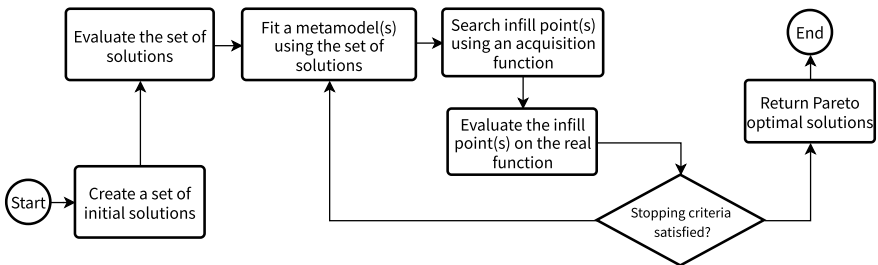


Figure 6: Generic optimization procedure in metamodel-based MOO algorithms.

The optimization starts with a set of initial points (input/output observations) to train the metamodel. Next, the acquisition function is used to select one or more new points (infill points) to be evaluated. The use of this acquisition function is a key element in the search (approaches that combine metamodels with metaheuristic search are referred to as *hybrid* methods, and are discussed in Section 4.3). The metamodel is updated with this new information (adding the new I/O observations to the initial set), and the procedure continues until a stopping criterion is met.

For ease of reference, Table 6 gives an overview of the metamodel-based algorithms currently used for multi-objective HPO, while Table 7 gives an overview of the experimental comparisons reported in this part of the literature. As evident from Table 6, most multi-objective HPO articles use a Gaussian Process (GP) metamodel. GPs use a covariance function, or kernel, to compute the *spatial correlation* among several output observations for a given performance measure (i.e., a given objective of the HPO algorithm; see Figure 3). In this approach, it is assumed that HPO input configurations that differ only slightly from one another (i.e., they are *close* to each other in the search space) are strongly positively correlated w.r.t. their outputs; as the configurations are further apart in the search space, the correlation dies out. The choice of the kernel in a GP is important, as it determines the shape of the assumed correlation function. In general, the most common kernels used in GP-based metamodels are the Gaussian kernel and the Matérn kernel (Ounpraseuth, 2008). Using the kernel, the analyst can not only *predict* the estimated outputs (i.e., in our case, the performance measures) at non-observed input locations (i.e., hyperparameter configurations), but can also estimate the *uncertainty* on these output predictions. Both the predictions and their uncertainty are reflected in the acquisition function to search for new hyperparameter settings. We refer the reader to Rojas-Gonzalez and Van Nieuwenhuysse (2020) for a detailed review of acquisition functions, for (general, non-HPO related) single and multi-objective optimization problems.

Table 6: Overview of Metamodel-based HPO algorithms. N, D, C refer to the number of numeric, discrete, and categorical hyperparameters respectively. The use of scalarization is indicated below the acquisition function (when relevant).

Metamodel	Acquisition function	Ref.	HP	Target ML algorithm	Performance measures						Application field
					Error	Complexity	Model size	Time	Hardware-based	Other	
Gaussian Process (deterministic observations)	EI (scalarized objectives)	Salt et al. (2019)	N:18, D: -, C: -	SNN	Accuracy Reward of the spiking trace SSE	-	-	-	-	-	Classification
	Dominance rank of GP predictions	Parsa et al. (2019)	N: 3, D: 6, C: -	AlexNET	Error	-	-	-	Energy consumption	-	Image classification
			N: -, D:11, C: -	VGG19							
	Preferences-based EHI	Abdolsh et al. (2019)	N: 4, D: 2, C: -	NN	Prediction error	-	-	Prediction time	-	-	Image classification
	CEIPV	Shah and Ghahramani (2016)	N: 1, D: 2, C: -	NN	Accuracy	-	-	-	Memory footprint	-	Classification
	LCB	Richter et al. (2016)	N: -, D: 2, C: -	SVM	Classification error	-	-	Running time	-	-	Classification
	UCB (scalarized objectives)	Chin et al. (2020)	N: 6, D: -, C: -	Slimmable NN	Cross entropy loss	FLOPs	-	-	-	-	Classification
	PES	Hernández et al. (2016)	N: 4, D: 2, C: -	NN	Prediction error	-	-	Prediction time	-	-	Image classification
		Garrido and Hernández (2019)	N: 2, D: 3, C: -	Ensemble of Decision Trees	Prediction error	-	Ensemble size	-	-	-	Classification

Continued on next page

Metamodel	Acquisition function	Ref.	HP	Target ML algorithm	Performance measures						Application field
					Error	Complexity	Model size	Time	Hardware-based	Other	
		Hernández-Lobato et al. (2016)	N: 4, D: 4, C: -	NN	Prediction error	-	-	-	Energy consumption	-	Classification
Random Forest	LCB	Binder et al. (2020)	N: -, D: 2, C: -	SVM	Generalization error	Fraction of selected features	-	-	-	-	OpenML benchmark
			N: 5, D: 4, C: -	XGBoost							
			N: -, D: 2, C: 1	kkNN							
		Horn and Bischl (2016)	N: -, D: 3, C: -	SVM	FNR FPR	-	-	-	-	-	OpenML Benchmark
			N: -, D: 2, C: -	Random Forest							
			N: -, D: 2, C: -	Logistic regression							
Tree Parzen Estimators	Modified EHV (scalarized objectives)	Chandra and Lane (2016)	N: 3, D: 3, C: -	NN-decoder	Word error rate	-	-	Decoding time	Memory consumption	-	Speech recognition
Gaussian Process (noisy observations)	EHI	Horn et al. (2017)	N: -, D: 3, C: -	SVM	FNR FPR	-	-	-	-	-	OpenML benchmark

Continued on next page

Metamodel	Acquisition function	Ref.	HP	Target ML algorithm	Performance measures					Application field	
					Error	Complexity	Model size	Time	Hardware-based		Other
		Koch, Wagner, Emmerich, Bäck, and Koenen (2015)		N: 2(5), SVM D: -, C: -	Accuracy	-	-	Training time	-	-	UCI benchmark

Table 7: Experimental comparisons reported in the literature on metamodel-based MO HPO algorithms

HPO Metamodel	Ref.	Compared against	Quality metrics
Gaussian process (deterministic observations)	Salt et al. (2019)	Random search, DE (Storn & Price, 1997), SADE (A.K. Qin, Huang, & Suganthan, 2008)	Performance measures not used as objectives
	Abdolsh et al. (2019)	PESMO (Hernández et al., 2016), SMS-EGO (Ponweiser, Wagner, Biermann, & Vincze, 2008), SUR (Picheny, 2014), ParEGO (Knowles, 2006)	Descriptive analysis of the Pareto front
	Parsa et al. (2019)	Grid search, Random search, NSGA-II (Deb et al., 2002)	Execution time
	Shah and Ghahramani (2016)	ParEGO (Knowles, 2006), Random search, GP-EHV	Hypervolume
	Richter et al. (2016)	Random search	Classification error and running time (both objectives) and CPU usage
	Hernández et al. (2016)	ParEGO (Knowles, 2006), SMS-EGO (Ponweiser et al., 2008), SUR (Picheny, 2014)	Hypervolume
	Garrido and Hernández (2019)	Random search, BMOO (Feliot, Bect, & Vazquez, 2017)	Hypervolume
Gaussian process (noisy observations)	Horn et al. (2017)	RTEA (Fieldsend & Eversson, 2014), Random search	Hypervolume and runtime
	Koch et al. (2015)	SMS-EGO (Ponweiser et al., 2008), Latin Hypercube sampling	Hypervolume
Random Forest	Horn and Bischl (2016)	SMS-EGO (Ponweiser et al., 2008), ParEGO (Knowles, 2006), Random sampling, NSGA-II (Deb et al., 2002)	Hypervolume
TPE	Chandra and Lane (2016)	Random sampling, GP, Genetic Algorithm (Zames et al., 1981)	WER, decoding time, and memory consumption (all objectives)

Table 6 also shows the acquisition functions that have been used so far in multi-objective HPO. Clearly, the most popular one is Expected Improvement (EI, which was originally proposed by Jones, Schonlau, and Welch (1998)). The EI represents the expected improvement over the best outputs found so far, at an (arbitrary) non-observed input configuration. As EI was originally developed for single-objective problems, it is usually applied in multi-objective problems where the objectives are scalarized. Salt et al. (2019), for instance, optimize a Spiking Neural Network (SNN) using a weighted function of three individual objectives (the accuracy, the sum square error of the membrane voltage signal, and the reward of the spiking trace). Three acquisition functions were studied; EI, Probability of Improvement (POI), and Upper Confidence Bound (UCB). The performance obtained with POI was significantly better than that obtained with EI and UCB, and overall, the BO-based approach

required significantly fewer evaluations than evolutionary strategies such as SADE.

Another way to use BO in multi-objective HPO is to fit a metamodel to each objective independently. Parsa et al. (2019) use such an approach in their Pseudo Agent-Based multi-objective Bayesian hyperparameter Optimization (PABO) algorithm; they use the dominance rank (based on the predictor values of each objective) as an infill criterion. This evidently yields different infill points for the respective objectives (in their case, an error-based objective and an energy-related objective). The infill point suggested for one objective function is then also evaluated for the other objective function, provided that it is not dominated by any previous HPO configuration analyzed. In this way, the algorithm speeds up the search for Pareto-optimal solutions. The experiments indeed demonstrated that PABO outperforms NSGA-II in terms of speed.

Other authors have studied HPO problems when the performance measures are correlated (Shah & Ghahramani, 2016), or when one of the measures is clearly more important than the others (Abdolsh et al., 2019). The algorithm proposed by Shah and Ghahramani (2016) models the correlations between accuracy, memory consumption, and training time of an ANN using a multi-output Gaussian process or Co-Kriging (H. Liu, Cai, & Ong, 2018). The authors propose a modification to the expected hypervolume (EHV) that reflects these correlations; this modified EHV is then used as an acquisition function, preferring the infill point that increases the expected hypervolume of the Pareto front the most. The algorithm is compared to ParEGO, (Knowles, 2006), random search, and a GP using the original EHV metric. The results suggest that the modified EHV criterion increases the speed of the optimization, requiring fewer iterations to converge to the Pareto optimal solutions.

The MOBO-PC algorithm proposed by Abdolsh et al. (2019) adjusts the *Expected Hypervolume Improvement* (EHI) acquisition function to account for the probability that the novel HP configuration satisfies a set of user-defined preference-order constraints. In this way, it manages to focus its search on the Pareto solutions that are most relevant for the user, as opposed to the other algorithms that are used as a comparison in the paper (PESMO, Hernández et al. (2016); SMS-EGO, Ponweiser et al. (2008); Stepwise Uncertainty Reduction, Picheny (2014); and ParEGo, Knowles (2006)), which try to find solutions across the entire Pareto front.

Other acquisition functions used in metamodel-based algorithms are the Lower Confidence Bound (LCB) or Upper Confidence Bound (UCB). These use a (user-defined) confidence bound to focus the search on local areas or explore the search space more globally. Richter et al. (2016) use a multipoint LCB which simultaneously generates q hyperparameter configurations. A GP is used to model the misclassification error and the logarithmic runtime. The results demonstrated an improvement in CPU utilization (and, thus, an increase in the number of hyperparameter evaluations) within the same time budget. Confidence bounds are also used by Chin et al. (2020) to optimize the

hyperparameters of Slimmable Neural Networks. The algorithm fits a GP to each individual performance measure, hence obtaining information to compute individual UCBs. These UCBs are then scalarized, and the resulting single objective function is minimized to obtain the next infill point. The proposed algorithm succeeds in reducing the complexity of the NNs studied; yet, the authors did not compare its performance with any other multi-objective HPO algorithms.

The Predictive Entropy Search (PES) criterion is used by multiple authors, as an infill criterion for different algorithms. [Hernández et al. \(2016\)](#) use PESMO (multi-objective PES) to optimize a NN with six hyperparameters, in view of minimizing the prediction error and the training time. PESMO seeks to minimize the uncertainty in the *location of the Pareto set*. The algorithm is compared with ParEGO, SMS-EGO, and SUR, showing that PESMO gives the best overall results in terms of hypervolume and the number of expensive evaluations required for training/testing the neural network. [Garrido and Hernández \(2019\)](#) use PESMOC (a modified version of PESMO which takes into account constraints) to optimize an ensemble of Decision Trees. The experiments show that PESMOC is able to obtain better results than a state-of-the-art method for constrained multi-objective Bayesian optimization ([Feliot et al., 2017](#)), in terms of the hypervolume obtained and the number of evaluations required. Finally, [Hernández-Lobato et al. \(2016\)](#) used PES to design a neural network with three layers. While most of the HPO methods collect data in a *coupled* way by always evaluating all performance measures jointly at a given input, these authors consider a *decoupled* approach in which, at each iteration, the next infill configuration is selected according to the maximum value of the acquisition functions across all objectives. The results showed that this approach obtains better solutions (compared to NSGA-II and random search) when computational resources are limited; yet, the trade-offs found among the performance measures may be affected and one of the objectives can turn out to be prioritized over the others.

Random forests (RFs) ([Ho, 1995](#)) are an ensemble learning method that trains a set of decision trees having low computational complexity. Each tree is trained with different samples, taken from the initial set of observations. For classification outputs, the RF uses a voting procedure to determine the decision class; for regression output, it returns the average value over the different trees. As for GP, RFs allows the analyst to obtain an uncertainty estimator for the prediction values. Some examples are the quantile regression forests method ([Meinshausen & Ridgeway, 2006](#)), which estimates the prediction intervals, and the U-statistics approach ([Mentch & Hooker, 2016](#)). [Horn and Bischl \(2016\)](#) use RFs as metamodel to optimize the hyperparameters of three ML algorithms: SVM, Random Forest, and Logistic regression. Using LCB as an acquisition function, the authors show that SMS-EGO and ParEGO outperform random sampling and NSGA-II.

Whereas GP-based approaches model the density function of the resulting outcomes (performance measures) given a candidate input configuration, Tree-structured Parzen Estimators (TPE) (Bergstra, Bardenet, Bengio, & Kégl, 2011) model the probability of obtaining an input configuration, given a condition on the outcomes. TPEs naturally handle not only continuous but also discrete and categorical inputs, which are difficult to handle with a GP. Moreover, TPE also works well for conditional search spaces (where the value of a given hyperparameter may depend on the value of another hyperparameter), and has demonstrated good performance on HPO problems for single-objective optimization (Bergstra, Yamins, & Cox, 2013; Falkner et al., 2018; Thornton, Hutter, Hoos, & Leyton-Brown, 2013). While it can, in theory, also be applied to multi-objective settings by scalarizing the performance measures, Chandra and Lane (2016) obtained disappointing results when comparing this approach with random sampling, GP and Genetic Algorithms for optimizing an Augmented Tchebycheff scalarized function (Miettinen, 2012) (using fixed weights) of three performance measures for ANNs: GP performed best, while TPE performed worst. Unfortunately, the authors reported the performance based solely on the scalarized value of the three performance measures; they did not report on any other quality metrics, such as hypervolume. They also did not discuss the reason for the poor TPE performance, such that it remains unclear whether this is due to the scalarization function, or to the characteristics of the search space. A (non-scalarized) multi-objective version of TPE has been proposed by Ozaki, Tanigaki, Watanabe, and Onishi (2020) and is included in the software Optuna (Akiba, Sano, Yanase, Ohta, & Koyama, 2019).

Strikingly, the majority of current HPO algorithms routinely ignore the fact that the obtained performance measures are *noisy*. The noise can be due to either the target ML algorithm itself (when it contains randomness in its procedure, such as a NN that randomly initializes the weights), but even if there is no randomness involved, there will be noise on the outcomes due to the use of k -fold cross-validation during the training of the algorithm. This type of cross-validation is common in HPO: it involves the creation of different *splits* of the data into a training and validation set. This process is repeated k times; the performance measures of a given hyperparameter combination will thus differ for each split. Current HPO algorithms focus simply on the *average* performance measures *over the different splits* during the search for the Pareto-optimal points; the inherent uncertainty on these performance measures is ignored. Horn et al. (2017) are one of the few authors to highlight the presence of noise. The paper assumes, though, that noise is homogenous (i.e., it doesn't differ over the search space), and only focuses on different strategies for handling this noise. These strategies are used in combination with the SMS-EGO algorithm (Ponweiser et al., 2008) and compared with the rolling tide evolutionary algorithm (RTEA) (Fieldsend & Everson, 2014) and random search. The results show that simply ignoring the noise (by evaluating a given HPO combination only once, and considering the resulting performance measures as deterministic) performs poorly, even worse than a repeated random

search. The best strategy is to reevaluate the (most promising) HP settings. According to the authors, this can likely be explained by the fact that the *true* noise on the performance measures in HPO settings is heterogeneous (i.e., its magnitude differs over the search space). Reevaluation of already observed HP settings is then required to improve the reliability of the observed performance measures. The interested reader is referred to [Jalali, Van Nieuwenhuyse, and Picheny \(2017\)](#) for a discussion of the impact of noise magnitude and noise structure on the performance of (general) optimization algorithms.

[Koch et al. \(2015\)](#) adapt SMS-EGO ([Ponweiser et al., 2008](#)) and SExI-EGO ([Emmerich, Deutz, & Klinkenberg, 2011](#)) for noisy evaluations, to optimize the hyperparameters of a SVM. The authors again assume that the noise is homogenous, and compare the performance of both algorithms with different noise handling strategies (the reinterpolation method proposed by [Forrester, Keane, and Bressloff \(2006\)](#), and static resampling). Both algorithms use the expected hypervolume improvement (EHI) as an infill criterion, though the actual calculation of the criterion is different (causing Sexi-EGO to require larger runtimes). The results show that both SMS-EGO and SExI-EGO work well with the reinterpolation method, yielding comparable results in terms of hypervolume.

4.3 Hybrid HPO algorithms

A limited number of papers have combined aspects of metamodel-based and population-based HPO approaches: these are referred to in [Table 8](#), summarizing their main characteristics. [Table 9](#) gives an overview of the experimental comparisons reported in these papers.

[Smithson et al. \(2016\)](#) use an ANN as a metamodel to estimate the performance of the target ML algorithm. The neural network is embedded into a Design Space Exploration (DSE) metaheuristic, and is used to intelligently select new solutions that are likely to be Pareto optimal. The algorithm starts with a random solution, and iteratively generates new solutions that are evaluated with the ANN. DSE decides if the solution should be used to update the ANN knowledge, or should be discarded. Compared with manually designed networks from the literature, the proposed algorithm yields results with nearly identical performance, while reducing the associated costs (in terms of energy consumption).

The algorithm proposed by [Martinez-de Pison et al. \(2017\)](#) combines HPO with feature selection (as opposed to other algorithms, e.g., [Ekbal and Saha \(2015\)](#); [J. Guo et al. \(2019\)](#); [León, Ortega, and Ortiz \(2019\)](#)). First, a GP (with UCB as an acquisition function) is used to obtain the best HPO setting (according to the RMSE), considering the full set of features. Next, a variant of GA (GA-PARSIMONY, [Sanz-García, Fernández-Ceniceros, Antonanzas-Torres, Pernia-Espinoza, and Martínez-De-Pison \(2015\)](#)) is used to select the best features of the problem, given the hyperparameters obtained in the first step. In this way, the final model has high accuracy and lower complexity (i.e., fewer features), and optimization time is significantly reduced. In our opinion,

however, this approach is still suboptimal, as the two optimization problems (HPO and feature selection) are solved sequentially, instead of jointly. Calisto and Lai-Yuen (2021) use an evolutionary strategy combined with a Random Forest metamodel, to optimize 10 hyperparameters of a CNN. In the beginning of the optimization, the algorithm updates the population of solutions using the evolutionary strategy; only after some iterations, the selection of the new candidates is guided by the RF, which is updated each time with all new Pareto front solutions. The final networks found by the algorithm perform better than (or equivalent to) state-of-the-art architectures, while the size of the architectures and the search time are significantly reduced.

Although most NAS algorithms are out of scope for this survey, we include the work by Lu et al. (2020), as it can be considered an HPO algorithm. The algorithm (NSGANetV2) simultaneously optimizes the architectural hyperparameters and the model weights of a CNN, using a bi-level approach consisting of NSGA-II combined with a metamodel. The metamodel is used to estimate performance measures, which are then optimized by an evolutionary algorithm (such approaches have also been applied successfully to non-HPO settings, see e.g., Dutta and Gandomi (2020); Jin (2011)). In the upper level of the optimization, the metamodel is built using an initial set of candidate solutions. In each iteration of the upper level, NSGA-II is executed on the metamodel to detect the Pareto-optimal HP settings (configuration of layers, channels, kernel size, and input resolution of the CNN). At the lower level, the weights of the CNN are trained on a subset of the Pareto-optimal solutions. The metamodel is then updated with the results of the actual performance evaluations. Four different metamodels were studied; Multilayer Perceptron (MLP), Classification and Regression Trees (CART), Radial Basis Functions (RBF), and GP. Given that none of them consistently outperformed the others, the authors propose to select the best metamodel in every iteration. On standard datasets (CIFAR-10, CIFAR-100, and ImageNet), the resulting algorithm matches the performance of state-of-the-art NAS algorithms (Lu et al., 2019; Mei et al., 2020), but at a reduced search cost.

Table 8: Overview of hybrid HPO algorithms. N, D, C refer to the number of numeric, discrete, and categorical hyperparameters respectively.

HPO Algorithm	Ref.	HP	Target ML algorithm	Performance measures						Application field
				Error	Complexity	Model size	Time	Hardware-based	Other	
ANN + DSE	Smithson et al. (2016)	N: 1, D: 2, C: 1	MLP	Accuracy	Number of parameters	-	-	-	Image classification	
		N: 1, D: 4, C: 2	CNN							
GP + GA Parsimony	Martinez-de Pison et al. (2017)	N: 5, D: 3, C: -	XGBoost	RMSE	Number of features	-	-	-	Image classification	
(MLP/CART/RBF/GP) + NSGA-II	Lu et al. (2020)	N: -, D: 4, C: -	CNN	Accuracy	MAdds	-	-	-	Image classification	
Random Forest + ES	Calisto and Lai-Yuen (2021)	N: -, D: 6, C: 4	CNN	Segmentation error	Number of parameters	-	-	-	Image segmentation	

Table 9: Experimental comparisons reported in the literature on hybrid MO HPO algorithms

HPO Algorithm	Ref.	Compared against	Quality metrics
ANN + DSE	Smithson et al. (2016)	Exhaustive search	Generational Distance
(MLP/CART/RBF/GP) + NSGA-II	Lu et al. (2020)	NAS algorithms	Cumulative hypervolume, model size, and CPU/GPU latency

5 Multi-objective HPO algorithms: Pros and cons

In this section, we discuss the weakness and strengths of the different algorithms. We focus on four different aspects: (1) the computational complexity of the algorithm, (2) the ability to accommodate high dimensional input spaces, (3) the ability to handle mixed input spaces, and (4) the ease of use of parallel computations. Unfortunately, none of the papers studied in this review provides explicit details on these aspects in the publication. In general, we often observed a surprising lack of detail with respect to many methodological aspects (such as the nature of the hyperparameters being optimized, the nature of the genetic operators and the design of the initial population in metaheuristic-based algorithms, the design of experiments used, the final Pareto-optimal solutions provided by the algorithm, etc.). In many cases, there is even no pseudocode provided for the algorithm, and detailed descriptions of novel metrics (if any) used to measure the performance of the target ML algorithm are lacking. This lack of detail is likely caused by the fact that most papers aim to solve a particular practical application and the hyperparameter optimization was usually not seen as the main contribution of the paper.

Consequently, the discussion in this section remains quite general, and relies largely on the results of our own independent research, based on the information found in *methodological* papers for the algorithms considered. This information also allowed us to outline rough pseudocodes of the algorithms (which are presented in Appendix A). Although we emphasize (again) that these pseudocodes do *not* necessarily reflect the accurate details of the algorithms, we find them helpful, in particular, to estimate the complexity of the algorithms. For black-box algorithms, this complexity can be measured by means of their *worst-case expected running time* (Doerr, 2020). The running time (or *optimization time* of an algorithm for a function f is defined as the *number of function evaluations* that the algorithm performs until (and including) the evaluation of an optimal solution for f . For HPO algorithms, the running time is largely proportional to the number of training and validation steps performed, as these are the most expensive steps in the HPO procedure. The training and validation steps need to be performed for *each* HPO configuration studied by the HPO algorithm. Consequently, in what follows, we propose to use the (worst-case) number of HPO configurations evaluated by the algorithm as a proxy for the algorithm’s expected worst-case running time.

The result is expressed as a function $g(n, I, N)$, which is influenced by three parameters: (1) the number of initial HP configurations n required to start the optimization (e.g., the size of the initial population in evolutionary algorithms, or the size of a Latin hypercube sample for Bayesian optimization), (2) the number of iterations I allowed during the search, and (3) the number of new HPO configurations N generated per iteration. Table 10 summarizes the results of our analysis.

Clearly, the number of costly function evaluations in a typical metamodel-based optimization is much lower than in a metaheuristic-based algorithm, as usually only a single new solution is evaluated in each iteration. MADE, the metaheuristic-based algorithm by Pathak et al. (2020), can be particularly expensive, as it performs a chaotic local search to generate N additional solutions for each solution present in the population of a given iteration. However, using a metamodel to reduce the number of HP configurations that need to be evaluated does not ensure a lower execution time. For instance, the hybrid algorithm GP + GA_Parsimony (Sanz-García et al., 2015) tries to optimize both hyperparameters and features used to train the ML model; the running time remains high, however, as the feature selection is performed in a separate phase after the HPO has been performed: this leads to a drastic increase in the number of HP configurations evaluated, compared with other algorithms such as NSGA-II and GP-based optimization.

The use of parallel computations may be considered to decrease the total execution time of the optimization. For metaheuristic-based algorithms, this is usually implemented by parallelizing the evaluation of novel configurations in each population generation (Durillo, Nebro, Luna, & Alba, 2008; D. Wang, Tan, & Liu, 2018). Parallelization has been observed in metaheuristic-based optimization algorithms such as CMA-ES (H. Qin et al., 2017; Tanaka et al., 2016), CoDeepNeat (Liang et al., 2019), GA (Deighan et al., 2021), and NSGA-II (Kim et al., 2017); it has also been suggested in (Albelwi & Mah., 2016; Baldeon & Lai-Yuen, 2020) for DNN optimization. Bayesian Optimization approaches, by contrast, are inherently serial as they use past observations to determine the next point(s) to sample. Parallelization can be used to some extent, though, e.g. in the evaluation of the initial set of configurations, or in batch BO (Binder et al., 2020; Horn & Bischl, 2016; Richter et al., 2016). Parallel computations can also be introduced during the training/validation of the ML algorithm (by training/validating the model simultaneously on the different data splits in the cross-validation protocol (Mostafa et al., 2020)), or during the training of the metamodel (e.g., for Random Forests (J. Chen et al., 2016) and for Gaussian Processes (Dai, Damianou, Hensman, & Lawrence, 2014)).

The ability of an algorithm to handle mixed input spaces is not evident. For metaheuristic-based optimization procedures, for instance, this requires a proper coding of the solutions (e.g., the chromosomes in GAs or the particles in PSO), and consequently a reformulation of the evolutionary operators. For algorithms such as ACO, NMA, and CMA-ES, we expect that handling mixed

search spaces is not straightforward, given that they were originally designed for a specific type of variables (ACO for discrete variables that can be easily structured in a graph, and NMA and CMA-ES for continuous variables). In metamodel-based optimization approaches using GPs, a proper kernel needs to be used to accommodate mixed input spaces. Metamodel-based approaches that rely on Random Forests or TPE, by contrast, can handle a mix of discrete, categorical, and numerical variables quite straightforwardly.

To judge the ability of the algorithms to handle high dimensional search spaces, we relied on the findings of other studies (see the references in Table 10). We categorize the results into poor (meaning that the ability to handle high dimensional search spaces is problematic), good, or unknown (meaning that no discussions on this aspect were found).

Table 10: Analysis of pros and cons for the MO HPO algorithms studied. The number of HP configurations evaluated is expressed as a function $g(n, I, N)$, where n is the number of initial solutions, I is the number of iterations, and N is the number of new HPO configurations per iteration.

HPO Algorithm	Parallelization	Number of HP configurations evaluated	High dimensional input space	Mixed search space
GA, NSGA-II, CoDeep-Neat, SPEA-II, ENS-MOEA, MOEA/D, (MLP/-CART/RBF/GP) + NSGA-II		$g(n, I, N) = n + IN$		
MADE		$g(n, I, N) = n + 2IN$	Unknown	Requires implementation of specific genetic operators
OMOPSO, PSO		$g(n, I, N) = n + IN$	Poor (Gad, 2022)	Requires a mixed-variable encoding scheme and specific reproduction methods (F. Wang, Zhang, & Zhou, 2021)
ACO	Yes (for new solutions)	$g(n, I, N) = n + IN$	Poor (Ab Wahab, Nefti-Meziani, & Atyabi, 2015)	Mainly designed for discrete search spaces
CMA-ES for MOO		$g(n = 0, I, N) = IN$	Poor (due to the covariance matrix inversion (Shimizu & Toyoda, 2021))	Requires adjustments for non-real variables
GP-based metamodel	Yes (for initial set of solutions, metamodel training)		Poor (Tripathy, Billionis, & Gonzalez, 2016)	Requires specific kernel and specific optimization procedure for the acquisition function
RF-based metamodel			Good (Belgiu & Drăguț, 2016)	No issues
TPE	Yes (for initial set of solutions)	$g(n, I, N = 1) = n + I$	Unknown	No issues
MODE	Yes (for each configuration, both in the initial set and new ones)	$g(n, I, N = 1) = n + I$	Unknown	Requires specific operators to generate new solutions
MOSA	Yes (to run the algorithm with different starting points, to explore new solutions in the neighborhood of the best solution)	$g(n = 0, I, N) = IN$	Unknown	Requires specific operators for neighborhood generation
NMA	Yes (to run the algorithm with different starting points, Joorabian and Afzalan (2014))	$g(n, I, N) = n + 1 + I(N + 1)$	Unknown	Requires redefinition of the reflection, expansion, contraction and shrink operators
GP + GA Parsimony	Yes (for each configuration, both in the initial set and new ones)	$g(n, I, N) = 2n + I(N + 1)$	Poor (due to the metamodel)	Requires specific kernel and specific optimization procedure for the acquisition function in the metamodel-based optimization phase

Continued on next page

HPO Algorithm	Parallelization	Number of HP configurations evaluated	High dimensional input space	Mixed search space
ANN + DSE	Yes (for the initial set of solutions)	$g(n, I, N = 1) = n + I$	Unknown	Requires specific operator to generate new solutions
RF + ES	Yes (for the initial set of solutions, new solutions in each iteration, and metamodel training)	$g(n, I, N) = n + IN$	Unknown	Requires specific operator to generate new solutions

6 Conclusions and future research

This paper has reviewed the literature on multi-objective HPO algorithms, categorizing relevant papers into metaheuristic-based, metamodel-based, and hybrid approaches. The literature on MO HPO is not as abundant as on single-objective HPO; yet, MO HPO is highly relevant in practice. Taking a multi-objective perspective on HPO not only allows the analyst to optimize trade-offs between different performance measures, but it may also even yield *better* solutions than the corresponding single-objective HPO problem. For instance, it has been shown that including complexity as an objective in multi-objective HPO does not necessarily compromise the loss-based performance of the ML algorithm w.r.t. the task for which it is trained: particularly, the minimization of the number of features used for training can *improve* the performance of the ML algorithm (Binder et al., 2020; Bouraoui et al., 2018; Faris et al., 2020; Sopov & Ivanov, 2015).

As the field of multi-objective HPO is gaining speed, it presents diverse opportunities for further research. We present recommendations here, distinguishing between (1) methodological recommendations (focusing on the use of more advanced optimization approaches), and (2) general recommendations (focusing on shortcomings or pitfalls that currently occur in the literature, and that –in our opinion– hamper the reproducibility, usability, and interpretability of the results). The recommendations are outlined in Table 11.

Table 11: Summary of research opportunities for Multi-Objective Hyperparameter Optimization

Type	Recommendations
Methodological	Use of hybrid algorithms Use of ensembles (of metamodels, acquisition functions, etc.) Multi-fidelity methods and/or bandit-based methods Use of early stopping criteria Use of algorithms that account for heterogeneous noise in performance objectives
General	Use of individual performance metrics instead of aggregated metrics Include a clear description of search space characteristics (type and range of considered HPs), algorithmic details (with pseudocode), performance objectives, and final optimal solutions obtained (optimal configurations, a quality metric for the Pareto front, etc.) Benchmark novel algorithms w.r.t. existing algorithms

In the current literature, metaheuristic-based HPO approaches are clearly the most popular. This is quite striking, as such approaches require the evaluation of a large amount of HP configurations, and training/testing the target algorithm for any given HP configuration is usually the most expensive step in the HPO algorithm (due to, e.g., the k -fold cross-validation, the optimization steps required for the algorithm’s internal parameters, the evaluation

of potentially expensive performance measures such as energy consumption or inference time, etc.). Further research on hybrid HPO algorithms appears promising here. So far, research on these algorithms remains scarce; yet, one would expect that such algorithms combine the best of two worlds, providing low computational cost (as the metamodel provides inexpensive function evaluations) along with a heuristic search that avoids the challenge of optimizing an acquisition function.

Current results have also demonstrated that using *ensembles* of optimal HP configurations can yield improvements (Ekbali & Saha, 2015, 2016; Sopov & Ivanov, 2015; C. Zhang et al., 2016). Yet, this evidently increases the number of HP evaluations required. In future research, it may be promising to look at ensembles of multiple metamodels (Cho et al., 2020; Wistuba et al., 2018), multiple acquisition functions (Cowen-Rivers et al., 2020), or even multiple optimization procedures (J. Liu, Tunguz, & Titericz, 2020).

Furthermore, multiple opportunities exist to extend recent advanced approaches for single-objective HPO towards multi-objective HPO. Recent research has shown potential benefits in studying cheaply available (yet lower fidelity) information, obtained for instance by evaluating only a fraction of the training data or a small number of iterations. Low fidelity methods such as bandit-based approaches (L. Li et al., 2017) have, to the best of our knowledge, not yet been applied in multi-objective HPO. Also, early stopping criteria (Dai, Yu, Low, & Jaillet, 2019) could be considered to ensure more intelligent use of the available computational budget. This has already been applied in single-objective optimization (Kohavi & John, 1995; Provost, Jensen, & Oates, 1999), by considering the algorithm’s learning curve: the training procedure for a given hyperparameter configuration is then stopped when adding further resources (training instance, iterations, training time, etc) is predicted to be futile. Early stopping criteria have also been used to reduce the overfitting level of the ML algorithm (Makarova et al., 2021). To the best of our knowledge, none of these methodological approaches has been applied so far in multi-objective HPO algorithms.

Finally, apart from the work of Koch et al. (2015) and Horn et al. (2017), the uncertainty in the performance measures is commonly ignored in HPO optimization. These two algorithms have mainly explored the impact of different noise handling strategies on the results of *existing* algorithms, while it may be more beneficial to account for the noise by adjusting the metamodels used, and/or the algorithmic approach. Furthermore, they assume homogeneous noise, which is likely not the case in practice. Stochastic algorithms (such as (Binois, Huang, Gramacy, & Ludkovski, 2019; Gonzalez, Jalali, & Van Nieuwenhuysse, 2020)) can potentially be useful to determine the number of (extra)replications dynamically during HPO optimization, thus ensuring that computational budget is spent in (re-)evaluating the configuration that yields most information.

Apart from these methodological recommendations, we also outline some general recommendations. To improve the interpretability of the results, we

recommend using individual performance measures as objectives in HPO settings, rather than an aggregate measure such as the *F-measure* (combining recall and precision for classification problems (Ekbali & Saha, 2015, 2016)) or the *Area Under the Curve* measure (AUC), which combines the False Positive rate and the True Positive rate. Such aggregated measures reflect a fixed relationship between the individual measures, which may result in solutions that perform really well on the aggregated measure (for instance, the F-measure), but are suboptimal for the individual measures (recall and precision). Moreover, the aggregation of multiple performance measures into a single objective by means of scalarization should be done carefully, as not all scalarization methods (e.g., weighted sum) allow the detection of all parts of the Pareto front. The Augmented Tchebycheff function (Miettinen, 2012), for instance, is recommended when the front contains non-convex areas. The nonlinear term in the scalarization function ensures that these areas can be detected, while the linear term ensures that weak Pareto optimal solutions are less rewarded (see Miettinen and Mäkelä (2002) for a further discussion on scalarization functions).

Furthermore, we noticed a surprising lack of detail in the current HPO papers (i.e., in the description of the methodological approaches, the experimental designs, and the corresponding results). To improve the reproducibility of the research, and facilitate comparisons among different HPO algorithms, we recommend a clear description and analysis of four basic elements in each future HPO research paper: (1) search space characteristics (type and range of the considered HPOs), (2) algorithmic details (accompanied by pseudocode), (3) description/definition of performance objectives, (4) details on the final optimal solutions obtained for the test problems (optimal HPO configurations, quality metrics for the Pareto front, etc.).

Finally, we noticed that only about half of the papers studied benchmark the algorithm under study w.r.t. other existing algorithms. Such experimental comparisons have substantial added value for the research community. We therefore clearly advocate their inclusion in future multi-objective HPO research.

Declarations of interests The authors declare that they have no known competing financial interests or personal relationships that could have influenced the work reported in this paper.

Acknowledgments This work was supported by the Flanders Artificial Intelligence Research Program (FLAIR), and by the Research Foundation Flanders (FWO Grant 1216021N). The authors would like to thank Gonzalo Nápoles from Tilburg University for his comments on a previous version of this paper.

Appendix A Pseudocodes of MO-HPO algorithms

The details of the optimization algorithms are provided as a pseudocode. This was obtained from the description included in the papers surveyed and the paper where the algorithm was proposed initially. The function indicating the number of HP configurations evaluated during the optimization is included as part of the heading of the pseudocode.

Pseudocode 1 Metamodel-based optimization $g(n, I, N = 1) = n + I$

Require: n : initial design, I : number of iterations

```

1:  $P \leftarrow \{\}$ 
2: for  $i = 1$  to  $n$  do                                 $\triangleright$  Sample initial HP configurations
3:    $hp \leftarrow$  Generate HP configuration
4:    $f_{hp} \leftarrow$  Evaluate performance of  $hp$ 
5:    $P \leftarrow P \cup \{hp, f_{hp}\}$ 
6: end for
7: for  $i = 1$  to  $I$  do
8:    $M \leftarrow$  Train metamodel using  $P$ 
9:    $new_{hp} \leftarrow$  Obtain a new HP configuration by optimizing an acquisition
   function using the metamodel predictions
10:   $f_{hp} \leftarrow$  Evaluate performance of  $new_{hp}$ 
11:   $P \leftarrow P \cup \{new_{hp}, f_{hp}\}$ 
12: end for
   return HP configurations in the Pareto front

```

Pseudocode 2 NSGA-II, OMOPSO, PSO, SPEA-II, MO-RACACO, CoDeepNEAT, ENS-MOEA/D, MOEA/D, GA with scalarized objectives, and the hybrid algorithm (MLP/CART/RBF/GP) + NSGA-II $g(n, I, N) = n + IN$

Require: n : population size, I : number of iterations, N : number of new configurations per iteration

```

1:  $P \leftarrow \{\}$ 
2: for  $i = 1$  to  $n$  do                                      $\triangleright$  Create initial population
3:    $hp \leftarrow$  Generate HP configuration
4:    $f_{hp} \leftarrow$  Evaluate performance of  $hp$ 
5:    $P \leftarrow P \cup \{hp, f_{hp}\}$ 
6: end for
7: for  $i = 1$  to  $I$  do
8:   for  $q = 1$  to  $N$  do                                      $\triangleright$  Generate new HP configurations
9:      $new_{hp} \leftarrow$  Generate HP configuration
10:     $f_{new_{hp}} \leftarrow$  Evaluate performance of  $new_{hp}$ 
11:     $P \leftarrow P \cup \{new_{hp}, f_{new_{hp}}\}$ 
12:   end for
13:   if NSGA-II or CoDeepNeat or GA or hybrid algorithm then
14:      $P \leftarrow$  Select HP configurations considering non-dominated and
crowding distance sorting
15:   end if
16:   if MOEA/D or ENS-MOEA/D then
17:      $P \leftarrow$  Select HP configurations considering non-dominated sorting
18:   end if
19:   if OMOPSO or PSO then
20:     Update velocity and particle position
21:   end if
22:   if MO-RACACO then
23:     Update pheromone paths
24:   end if
25: end for
return HP configurations in the Pareto front

```

References

- Abdolsh, M., Shilton, A., Rana, S., Gupta, S., Venkatesh, S. (2019). Multi-objective bayesian optimisation with preferences over objectives. *Advances in neural information processing systems* (pp. 12235–12245).
- Ab Wahab, M.N., Nefti-Meziani, S., Atyabi, A. (2015). A comprehensive review of swarm optimization algorithms. *PloS one*, 10(5), e0122827.
- Akiba, T., Sano, S., Yanase, T., Ohta, T., Koyama, M. (2019). Optuna: A next-generation hyperparameter optimization framework. *Proceedings of*

the 25th acm sigkdd international conference on knowledge discovery & data mining (pp. 2623–2631).

- Alaya, I., Solnon, C., Ghedira, K. (2007). Ant colony optimization for multi-objective optimization problems. *19th ieee international conference on tools with artificial intelligence (ictai 2007)* (Vol. 1, pp. 450–457). (<https://doi.org/10.1109/ICTAI.2007.108>)
- Albelwi, S., & Mah., A. (2016). Automated optimal architecture of deep convolutional neural networks for image recognition. *2016 15th ieee international conference on machine learning and applications (icmla)* (pp. 53–60). (<https://doi.org/10.1109/ICMLA.2016.0018>)
- Andreopoulos, A., & Tsotsos, J.K. (2013). 50 years of object recognition: Directions forward. *Computer vision and image understanding*, 117(8), 827–891. (<https://doi.org/10.1016/j.cviu.2013.04.005>)
- Babu, B., & Gujarathi, A.M. (2007). Multi-objective differential evolution (mode) algorithm for multi-objective optimization: parametric study on benchmark test problems. *Journal on Future Engineering and Technology*, 3(1), 47–59. (<https://doi.org/10.26634/jfet.3.1.697>)
- Baldeen, M., & Lai-Yuen, S.K. (2020). Adaresu-net: Multiobjective adaptive convolutional neural network for medical image segmentation. *Neurocomputing*, 392, 325–340. (<https://doi.org/10.1016/j.neucom.2019.01.110>)
- Barán, B., & Schaerer, M. (2003). A multiobjective ant colony system for vehicle routing problem with time windows. *Applied informatics* (pp. 97–102).
- Belgiu, M., & Drăguț, L. (2016). Random forest in remote sensing: A review of applications and future directions. *ISPRS journal of photogrammetry and remote sensing*, 114, 24–31.
- Bergstra, J., Bardenet, R., Bengio, Y., Kégl, B. (2011). Algorithms for hyperparameter optimization. *25th annual conference on neural information processing systems (nips 2011)* (Vol. 24).
- Bergstra, J., & Bengio, Y. (2012). Random search for hyper-parameter optimization. *The Journal of Machine Learning Research*, 13(1), 281–305. Retrieved from <http://jmlr.org/papers/v13/bergstra12a.html>

- Bergstra, J., Yamins, D., Cox, D. (2013). Making a science of model search: Hyperparameter optimization in hundreds of dimensions for vision architectures. *International conference on machine learning* (pp. 115–123). Retrieved from <http://proceedings.mlr.press/v28/bergstra13.html>
- Bianchi, L., Dorigo, M., Gambardella, L.M., Gutjahr, W.J. (2009). A survey on metaheuristics for stochastic combinatorial optimization. *Natural Computing*, 8(2), 239–287. (<https://doi.org/10.1007/s11047-008-9098-4>)
- Binder, M., Moosbauer, J., Thomas, J., Bischl, B. (2020). Multi-objective hyperparameter tuning and feature selection using filter ensembles. *stat*, 1050, 13. (<https://doi.org/10.1145/3377930.3389815>)
- Binois, M., Huang, J., Gramacy, R.B., Ludkovski, M. (2019). Replication or exploration? sequential design for stochastic simulation experiments. *Technometrics*, 61(1), 7–23. (<https://doi.org/10.1080/00401706.2018.1469433>)
- Bischl, B., Mersmann, O., Trautmann, H., Weihs, C. (2012). Resampling methods for meta-model validation with recommendations for evolutionary computation. *Evolutionary Computation*, 20(2), 249–275. (https://doi.org/10.1162/EVCO_a-00069)
- Blumer, A., Ehrenfeucht, A., Haussler, D., Warmuth, M.K. (1987). Occam’s razor. *Information processing letters*, 24(6), 377–380. ([https://doi.org/10.1016/0020-0190\(87\)90114-1](https://doi.org/10.1016/0020-0190(87)90114-1))
- Bourauoi, A., Jamoussi, S., BenAyed, Y. (2018). A multi-objective genetic algorithm for simultaneous model and feature selection for support vector machines. *Artificial Intelligence Review*, 50(2), 261–281. (<https://doi.org/10.1007/s10462-017-9543-9>)
- Bui, K.-H.N., & Yi, H. (2020). Optimal hyperparameter tuning using meta-learning for big traffic datasets. W. Lee et al. (Eds.), *2020 IEEE international conference on big data and smart computing (bigcomp 2020)* (pp. 48–54). IEEE. (<https://doi.org/10.1109/BigComp48618.2020.0-100>)
- Cai, X., Hu, Z., Zhao, P., Zhang, W., Chen, J. (2020). A hybrid recommendation system with many-objective evolutionary algorithm. *Expert*

- Systems with Applications*, 159, 113648. (<https://doi.org/10.1016/j.eswa.2020.113648>)
- Calisto, M.B., & Lai-Yuen, S.K. (2020). Adaen-net: An ensemble of adaptive 2d-3d fully convolutional networks for medical image segmentation. *Neural Networks*. (<https://doi.org/10.1016/j.neunet.2020.03.007>)
- Calisto, M.B., & Lai-Yuen, S.K. (2021). Emonas-net: Efficient multiobjective neural architecture search using surrogate-assisted evolutionary algorithm for 3d medical image segmentation. *Artificial Intelligence in Medicine*, 119, 102154. (<https://doi.org/10.1016/j.artmed.2021.102154>)
- Chandra, A., & Lane, I. (2016). Automated optimization of decoder hyper-parameters for online lvcsr. *2016 ieee spoken language technology workshop (slt)* (pp. 454–460). (<https://doi.org/10.1109/SLT.2016.7846303>)
- Chatelain, C., Adam, S., Lecourtier, Y., Heutte, L., Paquet, T. (2007). Multi-objective optimization for svm model selection. *Ninth international conference on document analysis and recognition (icdar 2007)* (Vol. 1, pp. 427–431). (<https://doi.org/10.1109/ICDAR.2007.4378745>)
- Chen, J., Li, K., Tang, Z., Bilal, K., Yu, S., Weng, C., Li, K. (2016). A parallel random forest algorithm for big data in a spark cloud computing environment. *IEEE Transactions on Parallel and Distributed Systems*, 28(4), 919–933.
- Chen, W.-C., Jiang, X.-Y., Chang, H.-P., Chen, H.-P. (2014). An effective system for parameter optimization in photolithography process of a lgp stamper. *Neural Computing and Applications*, 24(6), 1391–1401. (<https://doi.org/10.1007/s00521-013-1353-7>)
- Chin, T.-W., Morcos, A.S., Marculescu, D. (2020). *Pareco: Pareto-aware channel optimization for slimmable neural networks*. 2nd Workshop on Adversarial Learning Methods for Machine Learning and Data Mining, KDD'2020. Retrieved from <https://openreview.net/forum?id=SPyxaz%5Fh9Nd>
- Cho, H., Kim, Y., Lee, E., Choi, D., Lee, Y., Rhee, W. (2020). Basic enhancement strategies when using bayesian optimization for hyperparameter tuning of deep neural networks. *IEEE Access*, 8, 52588–52608. (<https://doi.org/10.1109/ACCESS.2020.2981072>)

- Cooney, C., Korik, A., Folli, R., Coyle, D. (2020). Evaluation of hyperparameter optimization in machine and deep learning methods for decoding imagined speech eeg. *Sensors*, 20(16), 4629. (<https://doi.org/10.3390/s20164629>)
- Cowen-Rivers, A.I., Lyu, W., Wang, Z., Tutunov, R., Jianye, H., Wang, J., Ammar, H.B. (2020). *Hebo: Heteroscedastic evolutionary bayesian optimisation*. Workshop at NeurIPS 2020 Competition Track on Black-Box Optimization Challenge.
- Dai, Z., Damianou, A., Hensman, J., Lawrence, N. (2014). Gaussian process models with parallelization and gpu acceleration. *arXiv preprint arXiv:1410.4984*.
- Dai, Z., Yu, H., Low, B.K.H., Jaillet, P. (2019). Bayesian optimization meets bayesian optimal stopping. *International conference on machine learning* (pp. 1496–1506). Retrieved from <http://proceedings.mlr.press/v97/dai19a.html>
- Deb, K., Pratap, A., Agarwal, S., Meyarivan, T. (2002). A fast and elitist multiobjective genetic algorithm: Nsga-ii. *IEEE transactions on evolutionary computation*, 6(2), 182–197. (<https://doi.org/10.1109/4235.996017>)
- Deighan, D.S., Field, S.E., Capano, C.D., Khanna, G. (2021). Genetic-algorithm-optimized neural networks for gravitational wave classification. *Neural Computing and Applications*, 1–25. (<https://doi.org/10.1007/s00521-021-06024-4>)
- de Toro, F., Ros, E., Mota, S., Ortega, J. (2002). Multi-objective optimization evolutionary algorithms applied to paroxysmal atrial fibrillation diagnosis based on the k-nearest neighbours classifier. *Ibero-american conference on artificial intelligence* (pp. 313–318). (https://doi.org/10.1007/3-540-36131-6_32)
- Doerner, K., Gutjahr, W.J., Hartl, R.F., Strauss, C., Stummer, C. (2004). Pareto ant colony optimization: A metaheuristic approach to multiobjective portfolio selection. *Annals of operations research*, 131(1), 79–99. (<https://doi.org/10.1023/B:ANOR.0000039513.99038.c6>)

- Doerr, C. (2020). Complexity theory for discrete black-box optimization heuristics. *Theory of evolutionary computation* (pp. 133–212). Springer.
- Dorigo, M., & Blum, C. (2005). Ant colony optimization theory: A survey. *Theoretical computer science*, *344*(2-3), 243–278. (<https://doi.org/10.1016/j.tcs.2005.05.020>)
- Dorigo, M., Maniezzo, V., Colorni, A. (1996). Ant system: optimization by a colony of cooperating agents. *IEEE Transactions on Systems, Man, and Cybernetics, Part B (Cybernetics)*, *26*(1), 29–41. (<https://doi.org/10.1109/3477.484436>)
- Durillo, J.J., Nebro, A.J., Luna, F., Alba, E. (2008). A study of master-slave approaches to parallelize nsga-ii. *2008 IEEE International Symposium on Parallel and Distributed Processing* (pp. 1–8).
- Dutta, S., & Gandomi, A.H. (2020). Surrogate model-driven evolutionary algorithms: Theory and applications. *Evolution in action: Past, present and future* (pp. 435–451). Springer. (https://doi.org/10.1007/978-3-030-39831-6_29)
- Eberhart, R., & Kennedy, J. (1995). A new optimizer using particle swarm theory. *Mhs'95. proceedings of the sixth international symposium on micro machine and human science* (pp. 39–43). (<https://doi.org/10.1109/MHS.1995.494215>)
- Ekbal, A., & Saha, S. (2015). Joint model for feature selection and parameter optimization coupled with classifier ensemble in chemical mention recognition. *Knowledge-Based Systems*, *85*, 37–51. (<https://doi.org/10.1016/j.knosys.2015.04.015>)
- Ekbal, A., & Saha, S. (2016). Simultaneous feature and parameter selection using multiobjective optimization: application to named entity recognition. *International Journal of Machine Learning and Cybernetics*, *7*(4), 597–611. (<https://doi.org/10.1007/s13042-014-0268-7>)
- Emmerich, M.T., & Deutz, A.H. (2018). A tutorial on multiobjective optimization: fundamentals and evolutionary methods. *Natural computing*, *17*(3), 585–609.
- Emmerich, M.T., Deutz, A.H., Klinkenberg, J.W. (2011). Hypervolume-based expected improvement: Monotonicity properties and exact computation.

- 2011 ieee congress of evolutionary computation (cec) (pp. 2147–2154). (<https://doi.org/10.1109/CEC.2011.5949880>)
- Ertel, W. (2018). *Introduction to artificial intelligence*. Springer.
- Falkner, S., Klein, A., Hutter, F. (2018). Bohb: Robust and efficient hyperparameter optimization at scale. *International conference on machine learning* (pp. 1437–1446). Retrieved from <http://proceedings.mlr.press/v80/falkner18a.html>
- Faris, H., Habib, M., Faris, M., Alomari, M., Alomari, A. (2020). Medical speciality classification system based on binary particle swarms and ensemble of one vs. rest support vector machines. *Journal of biomedical informatics*, 109, 103525. (<https://doi.org/10.1016/j.jbi.2020.103525>)
- Feliot, P., Bect, J., Vazquez, E. (2017). A bayesian approach to constrained single-and multi-objective optimization. *Journal of Global Optimization*, 67(1-2), 97–133. (<https://doi.org/10.1007/s10898-016-0427-3>)
- Feurer, M., & Hutter, F. (2019). Hyperparameter optimization. *Automated machine learning: methods, systems, challenges* (pp. 3–33). Springer, Cham.
- Fieldsend, J.E., & Everson, R.M. (2014). The rolling tide evolutionary algorithm: A multiobjective optimizer for noisy optimization problems. *IEEE Transactions on Evolutionary Computation*, 19(1), 103–117. (<https://doi.org/10.1109/TEVC.2014.2304415>)
- Forrester, A.I., Keane, A.J., Bressloff, N.W. (2006). Design and analysis of “noisy” computer experiments. *AIAA journal*, 44(10), 2331–2339. (<https://doi.org/10.2514/1.20068>)
- Gad, A.G. (2022). Particle swarm optimization algorithm and its applications: A systematic review. *Archives of Computational Methods in Engineering*, 1–31.
- Garrido, E.C., & Hernández, D. (2019). Predictive entropy search for multi-objective bayesian optimization with constraints. *Neurocomputing*, 361, 50–68. (<https://doi.org/10.1016/j.neucom.2019.06.025>)

- Glover, F. (1986). Future paths for integer programming and links to artificial intelligence. *Computers & operations research*, 13(5), 533–549. ([https://doi.org/10.1016/0305-0548\(86\)90048-1](https://doi.org/10.1016/0305-0548(86)90048-1))
- Gonzalez, S.R., Jalali, H., Van Nieuwenhuysse, I. (2020). A multiobjective stochastic simulation optimization algorithm. *European Journal of Operational Research*, 284(1), 212–226. (<https://doi.org/10.1016/j.ejor.2019.12.014>)
- Gravel, M., Price, W.L., Gagné, C. (2002). Scheduling continuous casting of aluminum using a multiple objective ant colony optimization meta-heuristic. *European Journal of Operational Research*, 143(1), 218–229. ([https://doi.org/10.1016/S0377-2217\(01\)00329-0](https://doi.org/10.1016/S0377-2217(01)00329-0))
- Gülcü, A., & Kuş, Z. (2021). Multi-objective simulated annealing for hyper-parameter optimization in convolutional neural networks. *PeerJ Computer Science*, 7, e338. (<https://doi.org/10.7717/peerj-cs.338>)
- Guo, C., Li, L., Hu, Y., Yan, J. (2020). A deep learning based fault diagnosis method with hyperparameter optimization by using parallel computing. *IEEE Access*, 8, 131248–131256. (<https://doi.org/10.1109/ACCESS.2020.3009644>)
- Guo, J., Yang, L., Bie, R., Yu, J., Gao, Y., Shen, Y., Kos, A. (2019). An xgboost-based physical fitness evaluation model using advanced feature selection and bayesian hyper-parameter optimization for wearable running monitoring. *Computer Networks*, 151, 166–180. (<https://doi.org/10.1016/j.comnet.2019.01.026>)
- Gupta, S., Shilton, A., Rana, S., Venkatesh, S. (2018). Exploiting strategy-space diversity for batch bayesian optimization. *International conference on artificial intelligence and statistics* (pp. 538–547). Retrieved from <http://proceedings.mlr.press/v84/gupta18a.html>
- Han, S., Pool, J., Tran, J., Dally, W. (2015). Learning both weights and connections for efficient neural network. C. Cortes, N. Lawrence, D. Lee, M. Sugiyama, & R. Garnett (Eds.), *Advances in neural information processing systems* (Vol. 28, pp. 1135–1143). Curran Associates, Inc. Retrieved from <https://dl.acm.org/doi/10.5555/2969239.2969366>

- Hansen, N., Müller, S.D., Koumoutsakos, P. (2003). Reducing the time complexity of the derandomized evolution strategy with covariance matrix adaptation (cma-es). *Evolutionary computation*, 11(1), 1–18. (<https://doi.org/10.1162/106365603321828970>)
- Hegde, S., & Mundada, M.R. (2020). Early prediction of chronic disease using an efficient machine learning algorithm through adaptive probabilistic divergence based feature selection approach. *International Journal of Pervasive Computing and Communications*. (<https://doi.org/10.1108/IJPC-04-2020-0018>)
- Hernández, D., Hernandez-Lobato, J., Shah, A., Adams, R. (2016). Predictive entropy search for multi-objective bayesian optimization. *International conference on machine learning* (pp. 1492–1501). Retrieved from <http://proceedings.mlr.press/v48/hernandez-lobatoa16.html>
- Hernández-Lobato, J.M., Gelbart, M.A., Reagen, B., Adolf, R., Hernández-Lobato, D., Whatmough, P.N., ... Adams, R.P. (2016). Designing neural network hardware accelerators with decoupled objective evaluations. *Nips workshop on bayesian optimization* (p. 10).
- Ho, T.K. (1995). Random decision forests. *Proceedings of 3rd international conference on document analysis and recognition* (Vol. 1, pp. 278–282). (<https://doi.org/10.1109/ICDAR.1995.598994>)
- Horn, D., & Bischl, B. (2016). Multi-objective parameter configuration of machine learning algorithms using model-based optimization. *2016 ieee symposium series on computational intelligence (ssci)* (pp. 1–8). (<https://doi.org/10.1109/SSCI.2016.7850221>)
- Horn, D., Dagge, M., Sun, X., Bischl, B. (2017). First investigations on noisy model-based multi-objective optimization. *International conference on evolutionary multi-criterion optimization* (pp. 298–313). (https://doi.org/10.1007/978-3-319-54157-0_21)
- Hsu, C.-H., & Juang, C.-F. (2013). Multi-objective continuous-ant-colony-optimized fc for robot wall-following control. *IEEE Computational Intelligence Magazine*, 8(3), 28–40. (<https://doi.org/10.1109/MCI.2013.2264233>)
- Hu, W., Jin, J., Liu, T.-Y., Zhang, C. (2019). Automatically design convolutional neural networks by optimization with submodularity and supermodularity. *IEEE Transactions on Neural Networks and Learning Systems*. (<https://doi.org/10.1109/TNNLS.2019.2939157>)

- Hutter, F., Hoos, H.H., Leyton-Brown, K., Stützle, T. (2009). Paramils: an automatic algorithm configuration framework. *Journal of Artificial Intelligence Research*, 36, 267–306. (<https://doi.org/10.1613/jair.2861>)
- Hutter, F., Lücke, J., Schmidt-Thieme, L. (2015). Beyond manual tuning of hyperparameters. *KI-Künstliche Intelligenz*, 29(4), 329–337. (<https://doi.org/10.1007/s13218-015-0381-0>)
- Iredi, S., Merkle, D., Middendorf, M. (2001). Bi-criterion optimization with multi colony ant algorithms. *International conference on evolutionary multi-criterion optimization* (pp. 359–372). (https://doi.org/10.1007/3-540-44719-9_25)
- Jaderberg, M., Dalibard, V., Osindero, S., Czarnecki, W.M., Donahue, J., Razavi, A., ... others (2017). Population based training of neural networks. *arXiv preprint arXiv:1711.09846*.
- Jalali, H., Van Nieuwenhuysse, I., Picheny, V. (2017). Comparison of kriging-based algorithms for simulation optimization with heterogeneous noise. *European Journal of Operational Research*, 261(1), 279–301. (<https://doi.org/10.1016/j.ejor.2017.01.035>)
- Jiang, F., Jiang, Y., Zhi, H., Dong, Y., Li, H., Ma, S., ... Wang, Y. (2017). Artificial intelligence in healthcare: past, present and future. *Stroke and vascular neurology*, 2(4), 230–243. (<https://doi.org/10.1136/svn-2017-000101>)
- Jin, Y. (2011). Surrogate-assisted evolutionary computation: Recent advances and future challenges. *Swarm and Evolutionary Computation*, 1(2), 61–70. (<https://doi.org/10.1016/j.swevo.2011.05.001>)
- Jing, W., Lin, J., Wang, H. (2020). Building nas: Automatic designation of efficient neural architectures for building extraction in high-resolution aerial images. *IMAGE AND VISION COMPUTING*, 103. (<https://doi.org/10.1016/j.imavis.2020.104025>)
- Jomaa, H.S., Grabocka, J., Schmidt-Thieme, L. (2019). Hyp-rl: Hyperparameter optimization by reinforcement learning. *arXiv preprint*

arXiv:1906.11527.

- Jones, D.R., Schonlau, M., Welch, W.J. (1998). Efficient global optimization of expensive black-box functions. *Journal of Global optimization*, 13(4), 455–492. (<https://doi.org/10.1023/A:1008306431147>)
- Joorabian, M., & Afzalan, E. (2014). Optimal power flow under both normal and contingent operation conditions using the hybrid fuzzy particle swarm optimisation and nelder–mead algorithm (hfpso–nm). *Applied Soft Computing*, 14, 623–633.
- Juang, C.-F. (2002). A tsk-type recurrent fuzzy network for dynamic systems processing by neural network and genetic algorithms. *IEEE Transactions on Fuzzy Systems*, 10(2), 155–170. (<https://doi.org/10.1109/91.995118>)
- Juang, C.-F., & Hsu, C.-H. (2014). Structure and parameter optimization of fnns using multi-objective aco for control and prediction. *2014 iee international conference on fuzzy systems (fuzz-ieee)* (pp. 928–933). (<https://doi.org/10.1109/FUZZ-IEEE.2014.6891545>)
- Karnin, Z., Koren, T., Somekh, O. (2013). Almost optimal exploration in multi-armed bandits. *International conference on machine learning* (pp. 1238–1246).
- Kim, Y., Reddy, B., Yun, S., Seo, C. (2017). Nemo: Neuro-evolution with multiobjective optimization of deep neural network for speed and accuracy. *Icml 2017 automl workshop*.
- Kirkpatrick, S., Gelatt, C.D., Vecchi, M.P. (1983). Optimization by simulated annealing. *science*, 220(4598), 671–680. (<https://doi.org/10.1126/science.220.4598.671>)
- Knowles, J. (2006). Parego: A hybrid algorithm with on-line landscape approximation for expensive multiobjective optimization problems. *IEEE Transactions on Evolutionary Computation*, 10(1), 50–66. (<https://doi.org/10.1109/TEVC.2005.851274>)
- Koch, P., Wagner, T., Emmerich, M.T., Bäck, T., Konen, W. (2015). Efficient multi-criteria optimization on noisy machine learning problems. *Applied Soft Computing*, 29, 357–370. (<https://doi.org/10.1016/j.asoc.2015.01.005>)

- Kohavi, R., & John, G.H. (1995). Automatic parameter selection by minimizing estimated error. *Machine learning proceedings 1995* (pp. 304–312). Elsevier. (<https://doi.org/10.1016/B978-1-55860-377-6.50045-1>)
- Kong, W., Dong, Z.Y., Luo, F., Meng, K., Zhang, W., Wang, F., Zhao, X. (2017). Effect of automatic hyperparameter tuning for residential load forecasting via deep learning. *2017 australasian universities power engineering conference (aupec)* (pp. 1–6). (<https://doi.org/10.1109/AUPEC.2017.8282478>)
- Kuncheva, L.I. (2014). *Combining pattern classifiers: methods and algorithms*. John Wiley & Sons.
- Laskaridis, S., Venieris, S.I., Kim, H., Lane, N.D. (2020). Hapi: hardware-aware progressive inference. *2020 ieee/acm international conference on computer aided design (iccad)* (pp. 1–9).
- Laumanns, M., Thiele, L., Deb, K., Zitzler, E. (2002). Combining convergence and diversity in evolutionary multiobjective optimization. *Evolutionary computation*, 10(3), 263–282. (<https://doi.org/10.1162/106365602760234108>)
- León, J., Ortega, J., Ortiz, A. (2019). Convolutional neural networks and feature selection for bci with multiresolution analysis. *International work-conference on artificial neural networks* (pp. 883–894). (https://doi.org/10.1007/978-3-030-20521-8_72)
- Li, H., Zhang, Q., Tsang, E., Ford, J.A. (2004). Hybrid estimation of distribution algorithm for multiobjective knapsack problem. J. Gottlieb & G.R. Raidl (Eds.), *Evolutionary computation in combinatorial optimization* (pp. 145–154). (https://doi.org/10.1007/978-3-540-24652-7_15)
- Li, L., Jamieson, K., DeSalvo, G., Rostamizadeh, A., Talwalkar, A. (2017). Hyperband: A novel bandit-based approach to hyperparameter optimization. *The Journal of Machine Learning Research*, 18(1), 6765–6816. Retrieved from <https://jmlr.org/papers/v18/16-558.html>
- Li, M., & Yao, X. (2019). Quality evaluation of solution sets in multiobjective optimisation: A survey. *ACM Computing Surveys (CSUR)*, 52(2), 1–38. (<https://doi.org/10.1145/3300148>)

- Li, S., Gong, W., Yan, X., Hu, C., Bai, D., Wang, L. (2019). Parameter estimation of photovoltaic models with memetic adaptive differential evolution. *Solar Energy*, 190, 465–474. (<https://doi.org/10.1016/j.solener.2019.08.022>)
- Liang, J., Meyerson, E., Hodjat, B., Fink, D., Mutch, K., Miikkulainen, R. (2019). Evolutionary neural automl for deep learning. *Proceedings of the genetic and evolutionary computation conference* (pp. 401–409). (<https://doi.org/10.1145/3321707.3321721>)
- Liu, H., Cai, J., Ong, Y.-S. (2018). Remarks on multi-output gaussian process regression. *Knowledge-Based Systems*, 144, 102–121. (<https://doi.org/10.1016/j.knosys.2017.12.034>)
- Liu, J., Tunguz, B., Titericz, G. (2020). *Gpu accelerated exhaustive search for optimal ensemble of black-box optimization algorithms*. Workshop at NeurIPS 2020 Competition Track on Black-Box Optimization Challenge.
- Loni, M., Sinaei, S., Zoljodi, A., Daneshtalab, M., Sjödin, M. (2020). Deepmaker: A multi-objective optimization framework for deep neural networks in embedded systems. *Microprocessors and Microsystems*, 73, 102989. (<https://doi.org/10.1016/j.micpro.2020.102989>)
- Loni, M., Zoljodi, A., Sinaei, S., Daneshtalab, M., Sjödin, M. (2019). Neuropower: Designing energy efficient convolutional neural network architecture for embedded systems. *International conference on artificial neural networks* (pp. 208–222). (https://doi.org/10.1007/978-3-030-30487-4_17)
- López-Ibañez, M., Dubois-Lacoste, J., Cáceres, L.P., Birattari, M., Stützle, T. (2016). The irace package: Iterated racing for automatic algorithm configuration. *Operations Research Perspectives*, 3, 43–58. (<https://doi.org/10.1016/j.orp.2016.09.002>)
- Lu, Z., Deb, K., Goodman, E., Banzhaf, W., Boddeti, V.N. (2020). Nsganetv2: Evolutionary multi-objective surrogate-assisted neural architecture search. *European conference on computer vision* (pp. 35–51). (https://doi.org/10.1007/978-3-030-58452-8_3)
- Lu, Z., Whalen, I., Boddeti, V., Dhebar, Y., Deb, K., Goodman, E., Banzhaf, W. (2019). Nsga-net: neural architecture search using multi-objective genetic algorithm. *Proceedings of the genetic and evolutionary computation conference* (pp. 419–427). (<https://doi.org/10.1145/3321707.3321729>)

- Luo, G. (2016). A review of automatic selection methods for machine learning algorithms and hyper-parameter values. *Network Modeling Analysis in Health Informatics and Bioinformatics*, 5(1), 18. (<https://doi.org/10.1007/s13721-016-0125-6>)
- Magda, M., Martinez-Alvarez, A., Cuenca-Asensi, S. (2017). Mooga parameter optimization for onset detection in emg signals. *International conference on image analysis and processing* (pp. 171–180). (https://doi.org/10.1007/978-3-319-70742-6_16)
- Makarova, A., Shen, H., Perrone, V., Klein, A., Faddoul, J.B., Krause, A., ... Archaubeau, C. (2021). *Overfitting in bayesian optimization: an empirical study and early-stopping solution*. Retrieved from <https://www.amazon.science/publications/overfitting-in-bayesian-optimization-an-empirical-study-and-early-stopping-solution>
- Martinez-de Pison, F.J., Gonzalez-Sendino, R., Aldama, A., Ferreiro, J., Fraile, E. (2017). Hybrid methodology based on bayesian optimization and garsimony for searching parsimony models by combining hyperparameter optimization and feature selection. *International conference on hybrid artificial intelligence systems* (pp. 52–62). (<https://doi.org/10.1016/j.neucom.2018.05.136>)
- McKinnon, K.I. (1998). Convergence of the nelder–mead simplex method to a nonstationary point. *SIAM Journal on optimization*, 9(1), 148–158. (<https://doi.org/10.1137/S1052623496303482>)
- Mei, J., Li, Y., Lian, X., Jin, X., Yang, L., Yuille, A., Yang, J. (2020). Atomnas: Fine-grained end-to-end neural architecture search. *International conference on learning representations*. (<https://openreview.net/forum?id=BylQSxHFwr>)
- Meinshausen, N., & Ridgeway, G. (2006). Quantile regression forests. *Journal of Machine Learning Research*, 7(6). Retrieved from <http://jmlr.org/papers/v7/meinshausen06a.html>
- Mentch, L., & Hooker, G. (2016). Quantifying uncertainty in random forests via confidence intervals and hypothesis tests. *The Journal of Machine Learning Research*, 17(1), 841–881. Retrieved from <https://jmlr.org/papers/v17/14-168.html>
- Miettinen, K. (2012). *Nonlinear multiobjective optimization* (Vol. 12). Springer Science & Business Media.

- Miettinen, K., & Mäkelä, M.M. (2002). On scalarizing functions in multiobjective optimization. *OR spectrum*, 24(2), 193–213. (<https://doi.org/10.1007/s00291-001-0092-9>)
- Mitchell, M. (1998). *An introduction to genetic algorithms*. MIT press.
- Mitchell, T.M., et al. (1997). Machine learning. *Burr Ridge, IL: McGraw Hill*, 45(37), 870–877.
- Montgomery, D.C. (2017). *Design and analysis of experiments*. John wiley & sons.
- Mostafa, S.S., Mendonça, F., Ravelo-Garcia, A., Julia-Serda, G., Morgado-Dias, F. (2020). Multi-objective hyperparameter optimization of convolutional neural network for obstructive sleep apnea detection. *IEEE Access*, 8, 129586–129599. (<https://doi.org/10.1109/ACCESS.2020.3009149>)
- Nabil, M., Mahmoud, M., Ismail, M., Serpedin, E. (2019). Deep recurrent electricity theft detection in ami networks with evolutionary hyperparameter tuning. *2019 international conference on internet of things (ithings) and ieee green computing and communications (greencom) and ieee cyber, physical and social computing (cpscom) and ieee smart data (smartdata)* (pp. 1002–1008).
- Negrinho, R., Gormley, M., Gordon, G.J., Patil, D., Le, N., Ferreira, D. (2019). Towards modular and programmable architecture search. *Advances in neural information processing systems* (pp. 13715–13725). Retrieved from <https://dl.acm.org/doi/abs/10.5555/3454287.3455517>
- Olsson, D.M., & Nelson, L.S. (1975). The nelder-mead simplex procedure for function minimization. *Technometrics*, 17(1), 45–51. (<https://doi.org/10.1080/00401706.1975.10489269>)
- Ounpraseuth, S.T. (2008). *Gaussian processes for machine learning*. Taylor & Francis.
- Ozaki, Y., Tanigaki, Y., Watanabe, S., Onishi, M. (2020). Multiobjective tree-structured parzen estimator for computationally expensive optimization problems. *Proceedings of the 2020 genetic and evolutionary computation conference* (pp. 533–541). (<https://doi.org/10.1145/3377930.3389817>)

- Parker-Holder, J., Nguyen, V., Roberts, S.J. (2020). Provably efficient online hyperparameter optimization with population-based bandits. *Advances in Neural Information Processing Systems*, 33, 17200–17211.
- Parsa, M., Ankit, A., Ziabari, A., Roy, K. (2019). Pabo: Pseudo agent-based multi-objective bayesian hyperparameter optimization for efficient neural accelerator design. *2019 IEEE/ACM International Conference on Computer-Aided Design (ICCAD)* (pp. 1–8). (<https://doi.org/10.1109/ICCAD45719.2019.8942046>)
- Pathak, Y., Shukla, P.K., Arya, K. (2020). Deep bidirectional classification model for covid-19 disease infected patients. *IEEE/ACM Transactions on Computational Biology and Bioinformatics*. (<https://doi.org/10.1109/TCBB.2020.3009859>)
- Phillips, P.J., Flynn, P.J., Scruggs, T., Bowyer, K.W., Chang, J., Hoffman, K., ... Worek, W. (2005). Overview of the face recognition grand challenge. *2005 IEEE Computer Society Conference on Computer Vision and Pattern Recognition (CVPR'05)* (Vol. 1, pp. 947–954). (<https://doi.org/10.1109/CVPR.2005.268>)
- Picheny, V. (2014). A stepwise uncertainty reduction approach to constrained global optimization. *Artificial intelligence and statistics* (pp. 787–795). Retrieved from <http://proceedings.mlr.press/v33/picheny14.html>
- Ponweiser, W., Wagner, T., Biermann, D., Vincze, M. (2008). Multiobjective optimization on a limited budget of evaluations using model-assisted metric selection. *International conference on parallel problem solving from nature* (pp. 784–794). (https://doi.org/10.1007/978-3-540-87700-4_78)
- Provost, F., Jensen, D., Oates, T. (1999). Efficient progressive sampling. *Proceedings of the fifth ACM SIGKDD International Conference on Knowledge Discovery and Data Mining* (pp. 23–32). (<https://doi.org/10.1145/312129.312188>)
- Qin, A.K., Huang, V.L., Suganthan, P.N. (2008). Differential evolution algorithm with strategy adaptation for global numerical optimization. *IEEE transactions on Evolutionary Computation*, 13(2), 398–417. (<https://doi.org/10.1109/TEVC.2008.927706>)
- Qin, H., Shinozaki, T., Duh, K. (2017). Evolution strategy based automatic tuning of neural machine translation systems. *Proceeding of international workshop on spoken language translation (iwslt)* (pp. 120–128).

- Rajagopal, A., Joshi, G.P., Ramachandran, A., Subhalakshmi, R., Khari, M., Jha, S., ... You, J. (2020). A deep learning model based on multi-objective particle swarm optimization for scene classification in unmanned aerial vehicles. *IEEE Access*, 8, 135383–135393. (<https://doi.org/10.1109/ACCESS.2020.3011502>)
- Richter, J., Kotthaus, H., Bischl, B., Marwedel, P., Rahnenführer, J., Lang, M. (2016). Faster model-based optimization through resource-aware scheduling strategies. *International conference on learning and intelligent optimization* (pp. 267–273). (https://doi.org/10.1007/978-3-319-50349-3_22)
- Rojas-Gonzalez, S., & Van Nieuwenhuysse, I. (2020). A survey on kriging-based infill algorithms for multiobjective simulation optimization. *Computers & Operations Research*, 116, 104869. (<https://doi.org/10.1016/j.cor.2019.104869>)
- Russell, S., & Norvig, P. (2010). *Artificial intelligence: A modern approach* (3rd ed.). Prentice Hall.
- Salt, L., Howard, D., Indiveri, G., Sandamirskaya, Y. (2019). Parameter optimization and learning in a spiking neural network for uav obstacle avoidance targeting neuromorphic processors. *IEEE Transactions on Neural Networks and Learning Systems*. (<https://doi.org/10.1109/TNNLS.2019.2941506>)
- Sanz-García, A., Fernández-Ceniceros, J., Antonanzas-Torres, F., Pernia-Espinoza, A., Martínez-De-Pison, F. (2015). Ga-parsimony: A ga-svr approach with feature selection and parameter optimization to obtain parsimonious solutions for predicting temperature settings in a continuous annealing furnace. *Applied Soft Computing*, 35, 13–28. (<https://doi.org/10.1016/j.asoc.2015.06.012>)
- Schaffer, J.D. (1985). Multiple objective optimization with vector evaluated genetic algorithms. *Proceedings of the 1st international conference on genetic algorithms* (p. 93–100). USA: L. Erlbaum Associates Inc.
- Shah, A., & Ghahramani, Z. (2016). Pareto frontier learning with expensive correlated objectives. *International conference on machine learning* (pp. 1919–1927). Retrieved from <http://proceedings.mlr.press/v48/shahc16.html>

- Shimizu, H., & Toyoda, M. (2021). Cma-es with coordinate selection for high-dimensional and ill-conditioned functions. *Proceedings of the genetic and evolutionary computation conference companion* (pp. 209–210).
- Shinozaki, T., Watanabe, S., Duh, K. (2020). Automated development of dnn based spoken language systems using evolutionary algorithms. *Deep neural evolution* (pp. 97–129). Springer. (https://doi.org/10.1007/978-981-15-3685-4_4)
- Sierra, M.R., & Coello, C.A.C. (2005). Improving pso-based multi-objective optimization using crowding, mutation and ϵ -dominance. *International conference on evolutionary multi-criterion optimization* (pp. 505–519). (https://doi.org/10.1007/978-3-540-31880-4_35)
- Silva, L.F., Santos, A.A.S., Bravo, R.S., Silva, A.C., Muchaluat-Saade, D.C., Conci, A. (2016). Hybrid analysis for indicating patients with breast cancer using temperature time series. *Computer methods and programs in biomedicine*, 130, 142–153. (<https://doi.org/10.1016/j.cmpb.2016.03.002>)
- Singh, D., Kumar, V., Kaur, M. (2020). Classification of covid-19 patients from chest ct images using multi-objective differential evolution-based convolutional neural networks. *European Journal of Clinical Microbiology & Infectious Diseases*, 1–11. (<https://doi.org/10.1007/s10096-020-03901-z>)
- Sjöberg, A., Önnheim, M., Gustavsson, E., Jirstrand, M. (2019). Architecture-aware bayesian optimization for neural network tuning. *International conference on artificial neural networks* (pp. 220–231). (https://doi.org/10.1007/978-3-030-30484-3_19)
- Smithson, S.C., Yang, G., Gross, W.J., Meyer, B.H. (2016). Neural networks designing neural networks: multi-objective hyper-parameter optimization. *Proceedings of the 35th international conference on computer-aided design* (pp. 1–8). (<https://doi.org/10.1145/2966986.2967058>)
- Snoek, J., Larochelle, H., Adams, R.P. (2012). Practical bayesian optimization of machine learning algorithms. *Advances in neural information processing systems*, 25.
- Socha, K., & Dorigo, M. (2008). Ant colony optimization for continuous domains. *European journal of operational research*, 185(3), 1155–1173. (<https://doi.org/10.1016/j.ejor.2006.06.046>)

- Sopov, E., & Ivanov, I. (2015). Self-configuring ensemble of neural network classifiers for emotion recognition in the intelligent human-machine interaction. *2015 IEEE Symposium Series on Computational Intelligence* (pp. 1808–1815). (<https://doi.org/10.1109/SSCI.2015.252>)
- Srinivas, N., & Deb, K. (1994). Multiobjective optimization using nondominated sorting in genetic algorithms. *Evolutionary computation*, 2(3), 221–248. (<https://doi.org/10.1162/evco.1994.2.3.221>)
- Stamoulis, D., Cai, E., Juan, D.-C., Marculescu, D. (2018). Hyperpower: Power-and memory-constrained hyper-parameter optimization for neural networks. *2018 design, automation & test in europe conference & exhibition (date)* (pp. 19–24). (<https://doi.org/10.23919/DATE.2018.8341973>)
- Stamoulis, D., Chin, T.-W., Prakash, A.K., Fang, H., Sajja, S., Bogнар, M., Marculescu, D. (2018). Designing adaptive neural networks for energy-constrained image classification. *Proceedings of the international conference on computer-aided design* (pp. 1–8). (<https://doi.org/10.1145/3240765.3240796>)
- Storn, R., & Price, K. (1997). Differential evolution - a simple and efficient heuristic for global optimization over continuous spaces. *Journal of global optimization*, 11(4), 341–359. (<https://doi.org/10.1023/A:1008202821328>)
- Swersky, K., Snoek, J., Adams, R.P. (2013). Multi-task bayesian optimization. *Advances in neural information processing systems*, 26.
- Swersky, K., Snoek, J., Adams, R.P. (2014). Freeze-thaw bayesian optimization. *arXiv preprint arXiv:1406.3896*.
- Talbi, E.-G. (2021). Automated design of deep neural networks: A survey and unified taxonomy. *ACM Computing Surveys (CSUR)*, 54(2), 1–37. (<https://doi.org/10.1145/3439730>)
- Tanabe, R., & Fukunaga, A. (2013). Success-history based parameter adaptation for differential evolution. *2013 IEEE Congress on Evolutionary Computation* (pp. 71–78). (<https://doi.org/10.1109/CEC.2013.6557555>)
- Tanaka, T., Moriya, T., Shinozaki, T., Watanabe, S., Hori, T., Duh, K. (2016). Automated structure discovery and parameter tuning of neural network

- language model based on evolution strategy. *2016 ieee spoken language technology workshop (slt)* (pp. 665–671). (<https://doi.org/10.1109/SLT.2016.7846334>)
- Tharwat, A. (2020). Classification assessment methods. *Applied Computing and Informatics*. (<https://doi.org/10.1016/j.aci.2018.08.003>)
- Thornton, C., Hutter, F., Hoos, H.H., Leyton-Brown, K. (2013). Auto-weka: Combined selection and hyperparameter optimization of classification algorithms. *Proceedings of the 19th acm sigkdd international conference on knowledge discovery and data mining* (pp. 847–855). (<https://doi.org/10.1145/2487575.2487629>)
- Tripathy, R., Bilonis, I., Gonzalez, M. (2016). Gaussian processes with built-in dimensionality reduction: Applications to high-dimensional uncertainty propagation. *Journal of Computational Physics*, 321, 191–223.
- van Rijn, J.N., Abdulrahman, S.M., Brazdil, P., Vanschoren, J. (2015). Fast algorithm selection using learning curves. *International symposium on intelligent data analysis* (pp. 298–309). (https://doi.org/10.1007/978-3-319-24465-5_26)
- Vanschoren, J. (2019). Meta-learning. *Automated machine learning: methods, systems, challenges* (pp. 35–61). Springer, Cham.
- Victoria, A.H., & Maragatham, G. (2021). Automatic tuning of hyperparameters using bayesian optimization. *Evolving Systems*, 217–223. (<https://doi.org/10.1007/s12530-020-09345-2>)
- Wang, B., Sun, Y., Xue, B., Zhang, M. (2019). Evolving deep neural networks by multi-objective particle swarm optimization for image classification. *Proceedings of the genetic and evolutionary computation conference* (pp. 490–498). (<https://doi.org/10.1145/3321707.3321735>)
- Wang, B., Xue, B., Zhang, M. (2020). Particle swarm optimization for evolving deep convolutional neural networks for image classification: Single- and multi-objective approaches. *Deep neural evolution* (pp. 155–184). Springer. (https://doi.org/10.1007/978-981-15-3685-4_6)
- Wang, D., Tan, D., Liu, L. (2018). Particle swarm optimization algorithm: an overview. *Soft computing*, 22(2), 387–408.

- Wang, F., Zhang, H., Zhou, A. (2021). A particle swarm optimization algorithm for mixed-variable optimization problems. *Swarm and Evolutionary Computation*, 60, 100808.
- Wawrzyński, P. (2017). Asd+ m: Automatic parameter tuning in stochastic optimization and on-line learning. *Neural Networks*, 96, 1–10. (<https://doi.org/10.1016/j.neunet.2017.07.007>)
- Wistuba, M., Schilling, N., Schmidt-Thieme, L. (2018). Scalable gaussian process-based transfer surrogates for hyperparameter optimization. *Machine Learning*, 107(1), 43–78. (<https://doi.org/10.1007/s10994-017-5684-y>)
- Wu, J., Chen, S., Liu, X. (2020). Efficient hyperparameter optimization through model-based reinforcement learning. *Neurocomputing*, 409, 381–393.
- Yang, L., & Shami, A. (2020). On hyperparameter optimization of machine learning algorithms: Theory and practice. *Neurocomputing*, 415, 295–316. (<https://doi.org/10.1016/j.neucom.2020.07.061>)
- Zames, G., Ajlouni, N., Ajlouni, N., Ajlouni, N., Holland, J., Hills, W., Goldberg, D. (1981). Genetic algorithms in search, optimization and machine learning. *Information Technology Journal*, 3(1), 301–302.
- Zhang, C., Lim, P., Qin, A.K., Tan, K.C. (2016). Multiobjective deep belief networks ensemble for remaining useful life estimation in prognostics. *IEEE transactions on neural networks and learning systems*, 28(10), 2306–2318. (<https://doi.org/10.1109/TNNLS.2016.2582798>)
- Zhang, M., Ni, Q., Zhao, S., Wang, Y., Shen, C. (2020). A combined prediction method for short-term wind speed using variational mode decomposition based on parameter optimization. *2020 IEEE international conference on systems, man, and cybernetics (smc)* (pp. 2607–2614).
- Zhang, Q., & Li, H. (2007). Moea/d: A multiobjective evolutionary algorithm based on decomposition. *IEEE Transactions on evolutionary computation*, 11(6), 712–731. (<https://doi.org/10.1109/TEVC.2007.892759>)

- Zhao, S.-Z., Suganthan, P.N., Zhang, Q. (2012). Decomposition-based multiobjective evolutionary algorithm with an ensemble of neighborhood sizes. *IEEE Transactions on Evolutionary Computation*, 16(3), 442–446. (<https://doi.org/10.1109/TEVC.2011.2166159>)
- Zitzler, E., Deb, K., Thiele, L. (2000). Comparison of multiobjective evolutionary algorithms: Empirical results. *Evolutionary computation*, 8(2), 173–195. (<https://doi.org/10.1162/106365600568202>)
- Zitzler, E., Laumanns, M., Thiele, L. (2001). Spea2: Improving the strength pareto evolutionary algorithm. *TIK-report*, 103. (<https://doi.org/10.3929/ethz-a-004284029>)
- Zitzler, E., & Thiele, L. (1999). Multiobjective evolutionary algorithms: a comparative case study and the strength pareto approach. *IEEE Transactions on Evolutionary Computation*, 3(4), 257–271. (<https://doi.org/10.1109/4235.797969>)

Pseudocode 3 Random Forest + ES $g(n, I, N) = n + IN$

Require: n : initial solutions, I : number of iterations, N : number of new configurations per iteration

```

1:  $P \leftarrow \{\}$ 
2:  $STP \leftarrow \{\}$        $\triangleright$  Set of observed HP configurations to train the
    metamodel
3: for  $i = 1$  to  $n$  do       $\triangleright$  Create initial Population
4:    $hp \leftarrow$  Generate an HP configuration
5:    $f_{hp} \leftarrow$  Evaluate performance of  $hp$ 
6:    $P \leftarrow P \cup \{hp, f_{hp}\}$ 
7: end for
8:  $STP \leftarrow STP \cup P$ 
9: for  $i = 1$  to  $\frac{I}{2}$  do    $\triangleright$  Perform Evolutionary Strategy without the
    metamodel during the first half of the iterations
10:  for  $q = 1$  to  $N$  do
11:    $new_{hp} \leftarrow$  Generate new HP configuration by applying genetic
    operators
12:    $f_{new_{hp}} \leftarrow$  Evaluate performance of  $new_{hp}$ 
13:    $P \leftarrow P \cup \{hp, f_{new_{hp}}\}$ 
14:    $STP \leftarrow STP \cup \{hp, f_{new_{hp}}\}$ 
15:  end for
16:   $P \leftarrow$  Select HP configurations considering non-dominated and crowd-
    ing distance sorting
17: end for
18: for  $i = 1$  to  $\frac{I}{2}$  do    $\triangleright$  Perform Evolutionary Strategy using the
    metamodel during the second half of the iterations
19:  for  $q = 1$  to  $N$  do
20:   Train a metamodel (Random Forest) using  $STP$ 
21:    $hp \leftarrow$  Generate a HP configuration using genetic operators and the
    metamodel prediction
22:    $f_{hp} \leftarrow$  Evaluate performance of  $hp$ 
23:    $P \leftarrow P \cup \{hp, f_{hp}\}$ 
24:    $STP \leftarrow STP \cup \{hp, f_{hp}\}$ 
25:  end for
26:   $P \leftarrow$  Select HP configurations considering non-dominated and crowd-
    ing distance sorting
27: end for
    return HP configurations in the Pareto front

```

Pseudocode 4 MODE for scalarized objectives $g(n, I, N = 1) = n + I$

Require: n : initial design, I : number of iterations

```

1:  $P \leftarrow \{\}$ 
2: for  $i = 1$  to  $n$  do                                ▷ Sample initial HP configurations
3:    $hp \leftarrow$  Generate HP configuration
4:    $f_{hp} \leftarrow$  Evaluate performance of  $hp$ 
5:    $P \leftarrow P \cup \{hp, f_{hp}\}$ 
6: end for
7: for  $i = 1$  to  $I$  do
8:    $challenger \leftarrow$  Select a random configuration from  $P$ 
9:    $a, b, c \leftarrow$  Select three random configurations from  $P$ 
10:   $new_{hp} \leftarrow$  Obtain a new HP configuration as a linear combination of
     $a, b, c$ 
11:   $f_{new_{hp}} \leftarrow$  Evaluate performance of  $new_{hp}$ 
12:  if  $f_{new_{hp}}$  is better than  $f_{challenger}$  then
13:    replace  $challenger$  with  $new_{hp}$  in  $P$ 
14:  end if
15: end for
    return HP configurations in the Pareto front

```

Pseudocode 5 ANN + DSE $g(n, I, N = 1) = n + I$

Require: n : initial design, I : number of iterations

```

1:  $P \leftarrow \{\}$ 
2: for  $i = 1$  to  $n$  do ▷ Sample initial HP configurations
3:    $hp \leftarrow$  Generate HP configuration
4:    $f_{hp} \leftarrow$  Evaluate performance of  $hp$ 
5:    $P \leftarrow P \cup \{hp, f_{hp}\}$ 
6: end for
7:  $previous \leftarrow null$ 
8:  $i = 1$ 
9: while  $i < I$  do
10:   $M \leftarrow$  Train a metamodel (ANN) using  $P$ 
11:   $new_{hp} \leftarrow$  Sample the next HP configuration from a Gaussian distribution centered around the previously explored solution (or sample a random configuration if  $previous = null$ )
12:   $\hat{f}_{new_{hp}} \leftarrow$  Predict the performance of  $new_{hp}$  using the metamodel
13:  if  $new_{hp}$  is predicted to be Pareto dominated then
14:    Select with certain probability  $\alpha$  the configuration  $\{new_{hp}\}$  to add to  $P$ 
15:  end if
16:  if  $new_{hp}$  is accepted in  $P$  then
17:     $previous = \{new_{hp}, f_{new_{hp}}\}$ 
18:     $f_{hp} \leftarrow$  Evaluate performance of  $hp$ 
19:     $P \leftarrow P \cup \{hp, f_{hp}\}$ 
20:     $i+ = 1$ 
21:  end if
22: end while
return HP configurations in the Pareto front

```

Pseudocode 6 GP + GA Parsimony $g(n, I, N) = n + I + n + IN = 2n + I(N + 1)$

Require: n : initial design for BO, I : number of iterations, N : number of new configurations per iteration

▷ **HPO using BO and training the ML with all the features**

```

1:  $P \leftarrow \{\}$ 
2: for  $i = 1$  to  $n$  do                                ▷ Sample initial HP configurations
3:    $hp \leftarrow$  Generate HP configuration
4:    $f_{hp} \leftarrow$  Evaluate performance of  $hp$ 
5:    $P \leftarrow P \cup \{hp, f_{hp}\}$ 
6: end for
7: for  $i = 1$  to  $I$  do
8:    $M \leftarrow$  Train a metamodel (GP) using  $P$ 
9:    $new_{hp} \leftarrow$  Obtain a new HP configuration by optimizing an acquisition
   function using the metamodel predictions
10:   $f_{new_{hp}} \leftarrow$  Evaluate performance of  $new_{hp}$ 
11:   $P \leftarrow P \cup \{new_{hp}, f_{new_{hp}}\}$ 
12: end for

```

▷ **Feature selection using the best model HPs using a Genetic Algorithm**

```

13:  $T \leftarrow \{\}$ 
14: for  $i = 1$  to  $n$  do                                ▷ Create initial population
15:   $hpf \leftarrow$  Select HP configuration from  $P$  and select a set of features of
  the ML problem
16:   $f_{hpf} \leftarrow$  Evaluate performance of  $hpf$ 
17:   $T \leftarrow T \cup \{hpf, f_{hpf}\}$ 
18: end for
19: for  $i = 1$  to  $I$  do
20:   $new_{hp1}, new_{hp2} \leftarrow$  Generate two HP configurations by applying genetic
  operators in two random HP configurations  $hp1, hp2$  selected from  $T$ 
21:   $f_{hp1}, f_{hp2} \leftarrow$  Evaluate performance of  $new_{hp1}, new_{hp2}$ 
22:   $T \leftarrow T \cup \{\{new_{hp1}, f_{hp1}\}, \{new_{hp2}, f_{hp2}\}\}$ 
23:  Reduce  $T$  to keep the same population size on each iteration
24: end for
   return HP configurations in the Pareto front

```

Pseudocode 7 CMA-ES for MOO $g(n = 0, I, N) = IN$

Require: I : number of iterations, N : number of new configurations per iteration

- 1: Create a multivariate normal distribution $\mathcal{N}(\cdot)$ of k hyperparameters configurations
 - 2: **for** $i = 1$ **to** I **do**
 - 3: $\{hp_1, \dots, hp_N\} \leftarrow \mathcal{N}(\cdot)$ \triangleright **Sample N candidates from** $\mathcal{N}(\cdot)$
 - 4: $\{f_{hp_1}, \dots, f_{hp_N}\} \leftarrow$ Evaluate performance of each HP configuration
 - 5: Keep only the l highest/lowest from $\{hp_1, \dots, hp_N\}$ configurations using their non-dominating sort
 - 6: Update the multivariate normal distribution $\mathcal{N}(\cdot)$ using the selected HP configurations
 - 7: **end for**
- return** HP configurations in the Pareto front
-

Pseudocode 8 Multi-objective SA $g(n = 0, I, N) = IN$

Require: I : number of iterations, N : number of new configurations per iteration

- 1: **for** $i = 1$ **to** I **do**
 - 2: **for** $q = 1$ **to** N **do**
 - 3: $hp \leftarrow$ Generate a new HP configuration from the neighborhood of the current best HP configuration X . A random configuration is used at the beginning of the optimization
 - 4: $f_{hp} \leftarrow$ Evaluate performance of hp
 - 5: Determine if hp can be considered as the current best solution X (acceptance rule defined to consider the dominance of hp over X and the configurations in an external archive of non-dominated solutions)
 - 6: Update, if needed, the external archive of non-dominated solutions
 - 7: Update the “*temperature*” of the system
 - 8: **end for**
 - 9: **end for**
- return** HP configurations in the Pareto front
-

Pseudocode 9 Nelder Mead algorithm with scalarized objectives $g(n, I, N) = n + 1 + I(N + 1)$

Require: n : initial solutions, I : number of iterations, N : number of new configurations per iteration

```

1:  $S \leftarrow \{\}$ 
2: for  $i = 1$  to  $n + 1$  do                                      $\triangleright$  Create initial Simplex
3:    $hp \leftarrow$  Generate an HP configuration
4:    $f_{hp} \leftarrow$  Evaluate performance of  $hp$ 
5:    $S \leftarrow S \cup \{hp, f_{hp}\}$ 
6: end for
7: for  $i = 1$  to  $I$  do
8:   Sort vertices in  $S$  in descending order
9:    $Sc \leftarrow$  Compute centroid vertex without the worst vertex
10:   $Sr \leftarrow$  Compute reflection of  $Sc$ 
11:   $f_{Sr} \leftarrow$  Evaluate performance of  $Sr$ 
12:  if  $f_{Sr}$  is between the best and worst solution (excluding them) then
13:    Replace the worst solution in  $S$  with  $\{Sr, f_{sr}\}$ 
14:  else if  $f_{Sr}$  is better than the best solution then
15:     $Se \leftarrow$  Expand using  $Sr$  and  $Sc$ 
16:     $f_{Se} \leftarrow$  Evaluate performance of  $Se$ 
17:    Replace the worst solution with  $Se$  if this is better than  $Sr$ .
    Otherwise, use  $Sr$ 
18:  else if  $f_{Sr}$  is worst than the current worst solution then
19:     $Scr \leftarrow$  Contract using  $Sr$  and  $Sc$ 
20:     $f_{Scr} \leftarrow$  Evaluate performance of  $Scr$ 
21:    if  $f_{Scr}$  is better than  $f_{Sr}$  then
22:      Replace the worst solution with  $Scr$ 
23:    else                                      $\triangleright$  Shrink toward the best solution
24:      for  $j = 2$  to  $n + 1$  do
25:         $Si \leftarrow$  shrink vertex  $i$ 
26:         $f_{Si} \leftarrow$  Evaluate performance of  $Si$ 
27:      end for
28:    end if
29:  end if
30: end for
    return HP configurations in the Pareto front

```

Pseudocode 10 MADE $g(n, I, N) = n + 2IN$

Require: n : initial solutions, I : number of iterations, N : number of new configurations per iteration

```

1:  $P \leftarrow \{\}$ 
2: for  $i = 1$  to  $n$  do                                     ▷ Create initial Population
3:    $hp \leftarrow$  Generate an HP configuration
4:    $f_{hp} \leftarrow$  Evaluate performance of  $hp$ 
5:    $P \leftarrow P \cup \{hp, f_{hp}\}$ 
6: end for
7: for  $i = 1$  to  $I$  do
8:   for  $q = 1$  to  $N$  do                                     ▷ Generate new HP configurations
9:      $new_{hp} \leftarrow$  Generate a new HP configuration by applying mutation
    and crossover operators, using a random configuration  $Rc$  selected from  $P$ 
10:     $f_{new_{hp}} \leftarrow$  Evaluate performance of  $new_{hp}$ 
11:    Replace  $Rc$  with  $new_{hp}$  if  $new_{hp}$  dominates  $Rc$ 
12:  end for
     $S \leftarrow$  select non-dominated HP configurations
13:  for  $q = 1$  to  $|S|$  do                                     ▷ Perform a chaotic local search around
    the solutions in the Pareto front
14:     $hp_{cls} \leftarrow$  Generate a new HP configuration around  $S_q$ 
15:     $f_{hp_{cls}} \leftarrow$  Evaluate performance of  $hp_{cls}$ 
16:     $P \leftarrow P \cup \{hp_{cls}, f_{hp_{cls}}\}$ 
17:  end for
18:   $P \leftarrow$  Select HP configurations considering non-dominated and crowd-
    ing distance sorting
19: end for
    return HP configurations in the Pareto front

```
