

PeCo: Perceptual Codebook for BERT Pre-training of Vision Transformers

Xiaoyi Dong^{1*†} Jianmin Bao^{2*} Ting Zhang² Dongdong Chen³ Weiming Zhang¹
Lu Yuan³ Dong Chen² Fang Wen² Nenghai Yu¹

¹University of Science and Technology of China

²Microsoft Research Asia ³Microsoft Cloud + AI

{dlight@mail., zhangwm@, ynh@}.ustc.edu.cn cddlyf@gmail.com

{jianbao, ting.zhang, luyuan, doch, fangwen }@microsoft.com

Abstract

*This paper explores a better codebook for BERT pre-training of vision transformers. The recent work BEiT successfully transfers BERT pre-training from NLP to the vision field. It directly adopts one simple discrete VAE as the visual tokenizer, but has not considered the semantic level of the resulting visual tokens. By contrast, the discrete tokens in NLP field are naturally highly semantic. This difference motivates us to learn a perceptual codebook. And we surprisingly find one simple yet effective idea: enforcing perceptual similarity during the dVAE training. We demonstrate that the visual tokens generated by the proposed perceptual codebook do exhibit better semantic meanings, and subsequently help pre-training achieve superior transfer performance in various downstream tasks. For example, we achieve **84.5%** Top-1 accuracy on ImageNet-1K with ViT-B backbone, outperforming the competitive method BEiT by **+1.3** with the same pre-training epochs. It can also improve the performance of object detection and segmentation tasks on COCO val by **+1.3** box AP and **+1.0** mask AP, semantic segmentation on ADE20k by **+1.0** mIoU. Equipped with a larger backbone ViT-H, we achieve the state-of-the-art performance (**88.3%** Top-1 accuracy) among the methods using only ImageNet-1K data. The code and models will be available at <https://github.com/microsoft/PeCo>.*

1. Introduction

Large Transformer-based model on large corpora [4, 20, 21, 40, 44, 52–54] has displayed tremendous success in natural language processing (NLP) ever since the pioneer work [62]. Inspired from these breakthroughs, the building block of Transformer, self-attention has greatly revolu-

tionized computer vision (CV) where convolutional neural network has once been the dominant backbone, from the integration of convolution and self-attention [6, 55, 64, 66] to general vision Transformer backbones [17, 22, 23, 45, 65].

The NLP success not only relies on the Transformer’s computational efficiency and scalability enabling training on models with over one hundred billion parameters [4], but also the self-supervised learning paradigm leveraging vast amount of text on the internet. The two popular paradigms, GPT based on autoregressive language modeling and BERT based on masked language modeling, are also redesigned in computer vision in order to take advantage of enormous quantities of web images.

Nevertheless, it is challenging to design similar-style objectives in vision, as images, being a high-dimensional and redundant modality, differ from texts in two aspects. First, the texts are naturally composed of discrete characters with a pre-existing vocabulary, while the images present continuous values in the color space. To acquire discrete image tokens, iGPT [11] quantized the pixel values using k-means, ViT [23] divide the image into non-overlapping fixed-size patches, and BEiT [2] tokenize the image to discrete visual tokens via discrete VAE [51, 57]. Second, the discrete tokens in texts contain highly semantic meanings, while the images, being discretized in pixel-level and patch-level, consist of heavy redundant tokens. The latent codes used in BEiT [2] may be more semantic than pixel-level and patch-level tokens, but it is learned through a low-level vision objective, per-pixel loss, which is proved to be vulnerable to the perceptual difference between images as the pixel representations of perceptually similar images might be very different. Hence we ask that *might there be a way to learn perceptual discrete visual tokens which will be helpful for image pre-training*.

Motivated by this observation and answering the above question, we propose to learn a perceptual codebook (PeCo) for images for the first time, with the goal of facilitating subsequent pre-training tasks. To achieve that, we pro-

*Equal contribution

†Work done during an internship at Microsoft Research Asia

pose a simple yet effective way, which is to enforce perceptual similarity between the original image and the reconstructed image in a vector quantized variational autoencoder (VQ-VAE) [51]. The perceptual similarity is measured by perceptual distance between deep visual features extracted from a deep neural network architecture.

The perceptual distance is not new and related to the widely used perceptual loss, *i.e.* aligning the ImageNet-trained VGG features, in many synthesis tasks such as neural style transfer [9, 27], image super-resolution [36], conditional image synthesis [12, 24]. It was generally believed that constraining perceptual loss in those synthesis tasks will improve the image quality, *e.g.* the synthesized image reveals finer details. Nonetheless, our adoption here is non-trivial, as in this paper, we care about the perceptual knowledge of the learned codewords and its effectiveness in pre-training rather than the quality of the reconstructed images.

More importantly, we do not use VGG features as VGG is trained on ImageNet with labels. Instead, we turn to a self-supervised trained network for the deep visual features and we show that even with self-supervised network, the learned codewords exhibit semantic meanings. In this way, the whole learning pipeline can enable unsupervised pre-training. In the experiments, we train the codebook on ImageNet-1K [19] and adopt visual Transformers with BERT pre-training [2, 20] over the learned perceptual discrete visual tokens. We demonstrate that equipped with such perceptual visual tokens, better performance can be achieved compared with the strong competitor BEiT [2] using DALL-E [56] codebook trained over 250M images without the perceptual loss.

We fine-tune the pre-trained model on various downstream tasks: image classification, object detection, and semantic segmentation. Experimental results show that our pre-trained model transfers better than BEiT [2] with only the codebook change. Concretely, we achieve **84.5%** Top-1 accuracy on ImageNet-1K with ViT-B model, outperforming BEiT [2] by **+1.3** with the same 800 pre-training epochs. It is also better than the result reported (83.6%) in the concurrent work MAE [31], which is achieved with longer pre-training epochs (1600 epochs). For the object detection and semantic segmentation task, compared to BEiT, our pre-trained model improves the performance on COCO [42] by **+1.3** box AP and **+1.0** mask AP, and **+1.0** mIoU on ADE20k [73] segmentation dataset. For larger models, our ViT-Huge gets **88.3%** Top-1 accuracy on ImageNet-1K without any additional data, outperforms the start-of-the-art method MAE [31] with a large margin **+0.5%**

2. Related Works

Self-supervised Learning. Self-supervised learning has attracted increasing attention over the past few years, as deep learning networks become more and more data-hungry and

it’s impossible to label everything in the world. There are two main categories along this path, contrastive and generative [43]. One emerging field is self-supervised contrastive learning, training an encoder to the representation measured by contrastive loss [25, 30] via comparing similar and dissimilar samples. The representative methods include MOCO [15, 16, 32], SimCLR [13, 14], BYOL [29], SwAV [7] and more [1, 50]. However, contrastive-based methods heavily depend on the strong data augmentation and effective negative sampling. The other recent resurgent field is generative self-supervised learning, training an encoder and a decoder under the objective of reconstruction loss. The typical objectives, autoregressive and denoising autoencoder, aiming at recovering the corrupted or masked input, has yielded the most successful frameworks [4, 20, 21, 37, 40, 44, 52–54] in NLP. Thanks to the pre-existing vocabulary in language, recovering the missing word can be transformed into predicting all the possible words with the probability estimation, converting the prediction problem to an easier classification problem. While in CV, on the other hand, most attempts [11, 31, 49, 61] still resort to regression for generative methods due to the lack of visual vocabulary, *e.g.* iGPT [11]. Recently, BEiT [2] successfully adopts a classifier for prediction by directly adopting a VQ-VAE as the visual tokenizer. Yet there exists a major difference between the language vocabulary and the visual vocabulary. That is, the words of language are highly semantic, while the visual words of images are mostly not. Most recently, a concurrent work MAE [31] also observes this information density difference, but still reconstructs pixels, the non-semantic entities. In this work, we attempt to learn a perceptual visual vocabulary for BERT pre-training of vision transformers, showing superior transfer performance than BEiT [2] and MAE [31].

Discrete Visual Supervision. Exploring masked image modeling or image inpainting task for self-supervised pre-trained tasks has never been stopped in vision community, especially when BERT [20] achieves great success in various tasks of NLP. To apply the cross-entropy loss function for vision tasks, iGPT [11] clusters the pixel values to simulate the process of BPE [58] process for different words in language. ViT [23] attempts to directly divide the raw pixel values into multiple groups and assign a discrete label for each group GRB value. Recent work VQ-VAE [51] proposes to adopt encoder and decoder to quantize the visual contents to a learnable codebook with fixed size.

Perceptual Similarity. The perceptual similarity, as its name suggests, is to mimic the human perceptual judgment of image similarity. Numerous efforts have been proposed to achieve that, such as SSIM [67], MSSIM [68], FSIM [71], and HDR-VDP [47]. It has been shown in [72] that the internal activations of network trained for classification task surprisingly coincide with human judgment.

Such deep features have been widely used in image generation [5, 9, 24, 26, 27, 36, 39, 63] with the goal of synthesizing indistinguishable realistic images. The loss is called perceptual loss or VGG loss as the network used is often VGG architecture. Differently, we aim at learning a more semantic visual vocabulary from VQ-VAE for subsequent image pre-training task. Moreover, to enable self-supervised learning, we adopt a self-supervised trained network rather than ImageNet-trained networks. We show that (1) the learned visual words are indeed more semantic and (2) such perceptual codebooks are indeed beneficial for pre-training.

3. Method

In natural language, the words are naturally discrete tokens which contain high semantic information. In contrast, vision signals are continuous with redundant low-level information. While there are various ways to discretize the image in prior works, the semantic level of the resulting visual tokens has been largely ignored. In this section, we start by briefly describing the discrete representation learning from VQ-VAE, and then introduce the process of how to learn a perceptual codebook, followed by BERT pre-training over the learned perceptual visual tokens.

3.1. Learning Discrete Codebook for Visual Content

We utilize VQ-VAE [51] to convert the continuous image content into the form of discrete tokens. Consider an image $x \in \mathbb{R}^{H \times W \times 3}$, VQ-VAE is able to represent it with discrete visual codewords $\{z_q^1, z_q^2, \dots, z_q^N\} \in \mathcal{V}^1 \times \mathcal{V}^2 \times \dots \times \mathcal{V}^N$, where z_q^i comes from a visual codebook (vocabulary) $\mathcal{V}^i = \{e_k^i \in \mathbb{R}^D\}_{k=1}^{K_i}$ consisting of K_i D -dimensional codewords. Usually we have $K_1 = K_2 = \dots = K_N = K$ for simplicity, and $N = h \times w$ with $h \times w$ being the spatial resolution of the latent space.

Specifically, to learn such latent codebooks, VQ-VAE contains three major parts: an encoder, a quantizer and a decoder. The encoder maps the input image to intermediate latent vectors $z = \text{Enc}(x)$, where $z \in \mathbb{R}^{h \times w \times D}$. The quantizer is in charge of quantizing each vector at position (i, j) to be codewords coming from the corresponding codebook $\mathcal{V}^{i,j} = \{e_k^{i,j}\}_{k=1}^K \subset \mathbb{R}^D$ according to nearest neighbor assignment. That is,

$$k^* = q(z^{i,j}) = \arg \min_{k \in \{1, 2, \dots, K\}} \|z^{i,j} - e_k^{i,j}\|. \quad (1)$$

$$z_q^{i,j} = r(k^*) = e_{k^*}^{i,j}, \quad (2)$$

where q is the quantization encoder that maps the vector to an index of the codebook, and r is the quantization decoder that reconstructs the vector from the index. Based on the quantized codewords z_q , the decoder aims to reconstruct the input image x . Suppose the reconstruct result is $\hat{x} = \text{Dec}(z_q)$. Since the quantizer is non-differentiable,



Figure 1. Image reconstruction comparison with different losses. An example contains three images showing input (left), reconstructed image using pixel-wise loss (middle), and reconstructed image using pixel-wise loss and feature-wise loss (right). We can see that perceptually the right image appears more similar to the input compared with the middle image, although the middle image gets lower pixel-wise loss. We notice that the right image has some checkboard artifacts which are produced by the ResNet-50 network structure as indicated in [48].

to back-propagate gradient into encoder, the gradient is approximated like the straight-through estimator [3] and just copied from decoder to encoder [51]. The training objective of VQ-VAE is defined as,

$$\mathcal{L}_{\text{VQ-VAE}}(\text{Enc}, \text{Dec}, \{\mathcal{V}\}) = \mathcal{L}_{\text{pixel}} + \|\text{sg}[\text{Enc}(x)] - z_q\|_2^2 + \beta \|\text{sg}[z_q] - \text{Enc}(x)\|_2^2. \quad (3)$$

Here, $\mathcal{L}_{\text{pixel}} = \|x - \hat{x}\|$ is a reconstruction loss, $\text{sg}[\cdot]$ is the stop-gradient operator, β is a commitment loss hyperparameter set to 0.25 in all our experiments.

3.2. Learning a Perceptual Codebook for Visual Content

In the vanilla VQ-VAE, the codebook is learned by an element-wise pixel loss, *i.e.* $\mathcal{L}_{\text{pixel}}$, between the original image and the reconstructed image. However, this per-pixel loss may prevent the network from capturing *perceptual* difference since the loss only accounts for the correctness of individual pixels. Therefore, a small shift and rotation operation on the original image may not cause perceptual change but induce a large ℓ_1/ℓ_2 change. Since the codebook is trained with such per-pixel loss, the codewords probably fail to encode perceptual information.

Therefore, we propose a simple strategy by enforcing perceptual similarity between the original image and the reconstructed one beyond the pixel loss. The perceptual similarity is not based on pixel differences but instead on differences between high-level image features representations extracted from a pre-trained deep neural network. We hope

this feature-wise loss will better capture perceptual difference and offer invariance towards low-level variations. We show the comparison of using different losses in Figure 1 from the perspective of image reconstruction, suggesting that images with lower pixel-wise loss may not appear perceptually similar.

Formally, let $f_l(x)$ be the normalized activations of the l -th layer of a network F when processing the image x . The size of the feature map is $H_l \times W_l \times C_l$ with H_l being the height, W_l being the width and C_l being the channel dimension. Usually, multi-scale features, more comprehensive and discriminative, from multiple layers at different depth are extracted to calculate the perceptual similarity for better semantic capture. The perceptual metric for the input image x and the reconstructed image \hat{x} can be formulated as,

$$\mathcal{L}_{\text{percep}} = \sum_{l \in \mathcal{S}} \|f_l(x) - f_l(\hat{x})\|_2^2, \quad (4)$$

where \mathcal{S} denotes the number of layers from which the features are extracted.

Therefore, the overall objective function is,

$$\begin{aligned} \mathcal{L}_{\text{VQ-VAE}_{\text{percep}}} &= \mathcal{L}_{\text{pixel}} + \lambda \mathcal{L}_{\text{percep}} \\ &+ \|\text{sg}[\text{Enc}(x)] - z_{\mathbf{q}}\|_2^2 \\ &+ \beta \|\text{sg}[z_{\mathbf{q}}] - \text{Enc}(x)\|_2^2, \end{aligned} \quad (5)$$

where λ is the hyper-parameter for the loss weight of $\mathcal{L}_{\text{percep}}$, we will study different values of loss weight λ in the experiments.

3.3. BERT Objective over Perceptual Codebook

We adopt the BERT objective to perform the *masked image modeling* task over the discrete visual tokens as in BEiT [2]. For a given image x , the input tokens are image patches which are non-overlappingly split from the whole image, and the output tokens are discrete perceptual visual words obtained through learning Eqn 5. Let the input be $\{x^1, x^2, \dots, x^N\}$, and the groundtruth output be $\{z_q^1, z_q^2, \dots, z_q^N\} = r(q(\text{Enc}(x)))$. The goal of the masked image modeling is to recover the corresponding visual tokens from the masked input where a portion of input tokens have been masked.

Precisely, let \mathcal{M} be the set of masked index. Then the masked input \bar{x} is represented as,

$$\begin{cases} x^i, & i \notin \mathcal{M} \\ m, & i \in \mathcal{M} \end{cases}, i = 1, 2, \dots, N, \quad (6)$$

where m is a learnable mask token as same dimension as non-mask tokens. The masked input tokens are fed into a L -layer vision Transformer with the last layer's hidden output being denoted as $\{h^1, h^2, \dots, h^N\}$. We aim at recovering the corresponding visual token from the hidden vector

at masked positions. To achieve that with the classification loss, a K -way classifier is appended after the hidden vector h^i to get the probability estimation about all possible discrete tokens in the corresponding codebook \mathcal{V}^i . Suppose the groundtruth discrete visual tokens corresponding to the masked patches are z_q^t with $t \in \mathcal{M}$, the pre-training objective can be formulated as,

$$\mathcal{L}_{\text{pre-training}} = - \sum_{t \in \mathcal{M}} \log P(z_q^t | \bar{x}), \quad (7)$$

where $P(z_q^t | \bar{x})$ is the estimated target token probability for masked patches of corrupted image \bar{x} . After pre-training the model, we apply the model to various downstream tasks including ImageNet-1K [19] classification, COCO object detection [42], and ADE20k [73] Segmentation.

3.4. Pre-training Details

Vector Quantizer. We use standard k-means algorithm for vector quantization. We set the codebook size K as 8192 for fair comparison. When the size of the discrete latent space K is large, we observe that only a few of codewords are selected to represent image and get trained. Many other codewords are wasted. To overcome this issue, we adopt exponential moving averages (EMA) [51] to update the codebook which is proved to be useful for increasing utilization of codewords in a codebook.

Perceptual Codebook Learning Setup. We train the perceptual codebook using the train set of ImageNet-1k dataset by default. For the encoder and decoder of VQ-VAE, we choose traditional convolutional based backbone. The network contains two residual blocks at each resolution, and a downsample and upsample layer for resolution change. A self-attention block is applied to the smallest resolution for both encoder and decoder. For calculating perceptual metric, we use the pre-trained 100 epochs ViT-B model from self-supervised method MoCo v3 [16] by default, and the 3rd, 6th, 9th and 12nd layer are selected for calculating the perceptual loss. We also apply the ResNet50 [34] model with the perceptual similarity calculated at the end of each stage. We set the perceptual loss weight λ to 1 without special noting. More different models for calculating perceptual metric are provided in the experiments section. The input image size is 224×224 , which is consistent with pre-training image input size, the latent codes are in a resolution of 16×16 . We use EMA vector quantizer as the default quantizer algorithm. The learning rate is set $5e^{-5}$ with batchsize 128. We train the PeCo for 100 epochs and warm up the first 5000 iterations to stabilize the training process. The Adam [38] optimizer is used with β_1 and β_2 set to 0.5 and 0.95 respectively.

BERT Pre-training Setup. For computation resource consideration, we use the original ViT-B/16 [23] as the basic architecture of our backbone to validate the effectiveness of

| Methods | pre-train dataset | pre-train epochs | ViT-B | ViT-L | ViT-H | ViT-H ₄₄₈ |
|--|-------------------|------------------|-------------|-------------|-------------|----------------------|
| <i>Training from scratch (i.e., random initialization)</i> | | | | | | |
| ViT ₃₈₄ [23] | - | - | 77.9 | 76.5 | - | - |
| DeiT [60] | - | - | 81.8 | - | - | - |
| ViT [31] | - | - | 82.3 | 82.6 | 83.1 | - |
| <i>Self-Supervised Pre-Training on ImageNet-1K</i> | | | | | | |
| DINO [8] | IN-1K | 300 | 82.8 | - | - | - |
| MoCo v3 [16] | IN-1K | 300 | 83.2 | 84.1 | - | - |
| BEiT [2] | IN-1K | 800 | 83.2 | 85.2 | - | - |
| MAE [†] [31] | IN-1K | 1600 | 83.6 | 85.9 | 86.9 | 87.8 |
| PeCo | IN-1K | 800 | <u>84.5</u> | <u>86.5</u> | <u>87.5</u> | 88.3 |

Table 1. Image classification accuracy (%) comparison on ImageNet-1K (IN-1K) of different self-supervised methods using various backbones. -B, -L, -H stands for using ViT-B, ViT-L, ViT-H model, respectively. We report Top-1 accuracy and our method PeCo outperforms previous self-supervised methods. [†]MAE is a concurrent work of our PeCo.

the learned visual codebook, as in BEiT [2]. The model is pre-trained for 300/800 epochs with the batchsize of 2048. AdamW optimizer is adopted with learning rate, β_1 , β_2 , weight decay set to $1.5e^{-3}$, 0.9, 0.999, and 0.05 respectively. We also apply stochastic depth [35] with 0.1 rate, and block-wise masking strategy for obtaining the corrupted images with the same setup as BEiT [2].

4. Experiments

4.1. Downstream Tasks

Image Classification aims to classify a given image into its corresponding class category. We use the popular ImageNet-1K dataset. To enable classification, a global average pooling layer is appended after the pre-trained model. We finetune the model with 100 epochs and a cosine decay learning rate that warms up to $4e^{-3}$ with 20 epochs and decays to 0. Following [2], the layer-wise learning rate decay is also used and set to 0.65 by default. For more details, please refer to the supplementary materials.

Semantic Segmentation is the task of assigning a label to each pixel of the input image. We compare on the widely used semantic segmentation dataset ADE20K benchmark [73]. Here we employ the Upernet [70] as the basic framework. For fair comparison, we follow previous works [2] and train Upernet 160k iterations with batch size set as 16, more details are provided in the supplementary material.

Object Detection and Segmentation. Object detection is to locate objects in a given image and identify each object. We perform fine-tuning on the COCO objection detection and segmentation with the Mask R-CNN [33] framework. Specifically, we add four different scale FPNs to scale the feature map into different size following [2]. The fine-tuning is conducted with “1x” (12 training epochs) schedule

| Methods | tokenizer dataset | tokenizer params | BERT pre-train epoch | IN-1K Top-1 |
|----------------------|-------------------|------------------|----------------------|-------------|
| BEiT [2] | DALLE(400M) | 53.8M | 300/800 | 82.8/83.2 |
| PeCo | IN-1K(1.3M) | 37.5M | 300/800 | 84.1/84.5 |
| PeCo _{lite} | IN-1K(1.3M) | 25.7M | 300/800 | 84.0/84.5 |

Table 2. Tokenizer comparison with BEiT. Here we report and tokenizer training dataset and parameters. PeCo_{lite} is a lite-weight version of PeCo that reduces the feature dimension of tokenizer to half.

and single-scale input on the COCO training set and test the performance on COCO validation set, following the strategy used in Swin Transformer [45].

4.2. Comparison with previous works

We first compare our PeCo with previous state-of-the-art works. Here we report ImageNet-1K results with various model size. For object detection on CoCo and semantic segmentation on ADE20K, we use ViT-B as the backbone and pre-train on ImageNet-1K with 300 epochs.

Image Classification. The Top-1 accuracy on ImageNet-1K classification is reported in Table 1. We compare our method with 1) ViT [23] and DeiT [60] that are supervisedly trained from scratch with random initialization; and 2) MoCo v3 [16], DINO [8], BEiT [2] that are previous state-of-the-art self-supervised learning methods; and 3) the concurrent work MAE [31]. It can be seen that our model (PeCo) significantly improves the performance compared with the models trained from scratch, suggesting the effectiveness of pre-training. Compared with prior self-supervised pre-training models in base-size, our model achieves the best performance.

We first report our model pre-trained with 800 epochs, reaching 84.5% Top-1 accuracy, 1.3% higher than BEiT and 0.9% higher than MAE, This validates that our perceptual codebook is indeed beneficial for pre-training. Furthermore, we validate the effectiveness of our perceptual codebook on large models, *e.g.* ViT-L and ViT-H. The results are also reported in the Table 1, showing significantly better performance than previous counterparts. Concretely, our model PeCo-H₄₄₈ achieves the best Top-1 accuracy, **88.3%**, on ImageNet-1K without external data, outperforming concurrent work MAE by 0.5%. This is a new state-of-the-art result using only ImageNet-1K data.

Table 2 compare the tokenizer with BEiT on the training dataset and model size. Here we report the ImageNet-1K pre-training results with both 300 and 800 epochs. We find that our PeCo gets better performance with a small model size and much less training data. More specifically, our model trained with only 300 epochs gets +1.3/0.9% improvement compared with BEiT [2] pre-trained with 300/800 epochs. We further propose PeCo_{lite}, which re-

| Models | pre-train dataset | pre-train epochs | ADE-20K mIoU |
|--|-------------------|------------------|--------------|
| <i>ImageNet-1K supervised pre-training</i> | | | 45.3 |
| <i>Self-Supervised Pre-Training on ImageNet-1K</i> | | | |
| BEiT [2] | IN-1K+DALLE | 300 | 45.7 |
| PeCo(ours) | IN-1K | 300 | 46.7 |

Table 3. Semantic segmentation mIoU (%) comparison on ADE20K of different self-supervised methods using the same backbone ViT-B. Our method PeCo outperforms previous self-supervised methods.

| Models | pre-train dataset | pre-train epochs | COCO | |
|------------|-------------------|------------------|------------------|------------------|
| | | | AP ^{bb} | AP ^{mk} |
| BEiT [2] | IN-1K+DALLE | 300 | 42.6 | 38.8 |
| PeCo(ours) | IN-1K | 300 | 43.9 | 39.8 |

Table 4. Object detection and instance segmentation comparison in terms of box AP (AP^{bb}) and mask AP (AP^{mk}) on COCO of different self-supervised methods using the same backbone ViT-B. Our method PeCo outperforms the strong competitor BEiT [2].

duces the channel dimension of the default PeCo tokenizer to half. This reduces the extra time cost introduced by the tokenizer by about $2\times$, but still gets a similar performance.

Semantic segmentation. We compare our method with 1) supervised pre-train on ImageNet-1K and 2) BEiT [2], the state-of-the-art self-supervised learning model. The evaluation metric is mean Intersection of Union (mIoU) averaged over all semantic categories. The results are given in Table 3. We can see that our model (PeCo), without involving any label information during pre-training, achieves better performance than supervised pre-training. In addition, it can be seen that the proposed model also gets superior performance compared with self-supervised BEiT [2], further verifying the effectiveness of the perceptual codebook.

Object detection and segmentation. We further investigate our transfer performance on object detection and segmentation. We compare with the strong competitor BEiT [2] on this dataset. The evaluation metric is box AP for detection and mask AP for segmentation. The comparison is presented in Table 4. Again, our model (PeCo) achieves better performance due to the learned perceptual codebook.

4.3. Analysis of Perceptual Codebook

In this section, we ablate our perceptual codebook by using the setting of self-supervised pre-training on ImageNet-1K. For time consideration, the number of epochs for both pre-training and fine-tuning are set as 100.

Semantics of the Codewords. The most important question would be: *will the learned perceptual codewords have (more) semantic meanings?* To answer this, we designed experiments to provide both visual and quantitative results.

| Methods | LinearP. on codewords | Classifi. on recon. |
|-----------------------------------|-----------------------|---------------------|
| DALL-E [56] | 6.1 | 18.2 |
| PeCo(w/o \mathcal{L}_{percep}) | 10.2 | 17.9 |
| PeCo(ours) | 29.7 | 51.7 |

Table 5. Evaluation of the semantics of the codewords from linear probing accuracy (%) of codewords on ImageNet-1K and classification accuracy (%) on the reconstructed ImageNet validation images using DeiT-T [60]. We compare our method with DALL-E [56] and the variant of ours without the perceptual loss. Ours performs the best indicating the semantics of the learned codewords.

First, we visualize the image patches that are corresponding to the same codeword. We conjecture that such image patches will present the same certain semantic meanings. We compare with two baselines: (1) a DALL-E [56] codebook that is trained on about $250M$ private data and (2) a variant of our model without using the perceptual similarity. We obtain a collection of codewords from images in ImageNet validation set. Then we randomly choose some codewords and crop their correlated patch in the original image. The results are shown in Figure 3. We can see that our codes are highly related to semantic meanings, *e.g.*, comb and wheel shown in the figure, while codes from baselines are often correlated with low-level information (*e.g.* texture, color, edge).

Second, we quantitatively evaluate the codewords’ semantic from two aspects. (1) We use the codewords of the image as features for classification. An average pooling is conducted over the quantized codewords of the image and we test its linear probing accuracy over ImageNet dataset. (2) We use an ImageNet-1K supervisedly pre-trained DeiT-T [60] (72.2% Top1 accuracy on clean ImageNet val set) to test the classification accuracy over the reconstructed images. We compare with the variant without using the perceptual similarity. The results are given in Table 5. We find that our perceptual codewords get much higher accuracy for both linear evaluation on codewords and classification on the reconstructed images. This indicates that our perceptual codebook has more semantic meanings and benefits the image reconstruction process. We also provide a visualization of the masked region prediction using BEiT [2] and our PeCo in Figure 2, showing that our PeCo, with the aid of perceptual codebook, is able to make more semantic predictions for the masked region.

Deep Architectures for Perceptual Similarity. Another key question would be: *will the deep architecture from which features are extracted for calculating perceptual similarity affect the perceptual codebook learning and thus affect the pre-training performance?* Therefore, we investigate two different deep architectures: convolutional-based backbone ResNet50 [34] and Transformer-based model ViT-B [23]. Since our codebook is designed for pre-training, we study the self-supervised models in order to




Figure 2. Example samples of reconstruction task on ImageNet-1k using BEiT and our PeCo. For each sample, the first image is the original image, the second one is the corresponding masked image, the third one is the reconstruction from BEiT [2], the last is the reconstruction from perceptual codebook (PeCo).




Figure 3. Visualization of image patches that produced the same codeword in different codebooks (from top to bottom): DALL-E, PeCo w/o \mathcal{L}_{percep} , and PeCo. We observe that codewords from our PeCo correlated to high semantic patches while two baselines correlated with low-level contents (*e.g.*, texture, color, edge).

enable pre-training over unlabeled dataset. The results are reported in Table 6. We can see that in our scenario, using convolution-based or Transformer-based network achieves similar performance. In addition, we also report the results using the classical supervised (*i.e.* using label) trained VGG [59] in Table 6. It can be seen that using supervised model for perceptual metric achieve comparable performance as self-supervised model.

The Effect of Training Dataset for Perceptual Codebook. One strong advantage of our PeCo is that we only use the ImageNet-1K with 1.28M images for the VQ-VAE training. This is really data efficient compared with DALL-E using 250M images from the Internet for the VQ-VAE training. To further validate this, we train a perceptual codebook over the ImageNet-22K dataset with 14M images following our default setting. The BERT pre-training is still conducted on ImageNet-1K. We show the transfer performance in Table 7. It can be seen that training perceptual codebook with more data seems not helpful for the following BERT pre-training. This is particularly encouraging as we only need to focus on designing a better perceptual codebook, instead of scaling up the dataset.

| Deep models for perceptual similarity | acc. on ImageNet-1K |
|---------------------------------------|---------------------|
| Baseline (w/o perceptual similarity) | 82.6 |
| Self-supervised ResNet-50 [16] | 83.3 |
| Self-supervised ViT-B [16] | 83.5 |
| Supervised VGG [59] | 83.4 |

Table 6. The performance comparison when using different architectures for calculating the perceptual similarity. We evaluate on the downstream ImageNet-1K classification (%). Using different models achieve comparable performance, all better than the baseline without the perceptual similarity.

| Training dataset for perceptual codebook | acc. on ImageNet-1K |
|--|---------------------|
| ImageNet-1K | 83.3 |
| ImageNet-22K | 83.3 |

Table 7. Illustrating the effect of training dataset for learning perceptual codebook. We show fine-tune accuracy (%) on ImageNet-1K. We can see that enlarging training set for learning perceptual codebook does not bring gain for the transfer performance.

Different Architectures for VQ-VAE. Here we investigate the performance when using different architectures for VQ-VAE. We consider several variants of the network architecture. For encoder, we explore three models: 1) 16× down-sample encoder (our default setting); 2) 8× down sample encoder; 3) ViT-B (16× down-sample). For the 8× down-sample encoder, we remove one stage and train it with images of 112×112 resolution. For decoder, we use the inverted version of the corresponding decoder. The results

| Encoder of VQ-VAE | Decoder of VQ-VAE | acc. on ImageNet-1K |
|-------------------|-------------------------|---------------------|
| ViT-B | ViT-B | 82.9 |
| CNN(8x) | CNN(8x) | 83.1 |
| CNN(16x) | CNN(16x) | 83.3 |
| CNN(16x) | CNN(16x) (Half Channel) | 83.2 |
| CNN(16x) | CNN(16x) (Half Depth) | 83.3 |

Table 8. Illustrating the effect of different architectures for training PeCo. We show fine-tune accuracy (%) on ImageNet-1K. CNN based encoders and decoders achieve better results than vision Transformer.

| λ | 0 | 0.3 | 1 | 3 | 10 |
|--------------|------|------|------|------|------|
| ImagenNet-1K | 82.6 | 83.3 | 83.3 | 82.9 | 82.8 |

Table 9. Illustrating the effect of loss weight of perceptual similarity. We show fine-tune accuracy (%) on ImageNet-1K. Enlarging the loss weight can not get consistent improvement, may due to the loss of local details.

on ImageNet-1K dataset are shown in Table 8. We observe that CNN based encoders and decoders achieve better results than vision Transformer. We further reduce the parameters of decoder by decreasing the channel number or decreasing the depth of the network by half. Results shown in Table 8 suggest that reducing the parameters of decoder may not hurt the fine-tuning performance of PeCo.

The Loss Weight of Perceptual Similarity. In the experiments, the loss weight λ in Eqn 5 is set as 1. Here we present the performance under various values of λ among 0, 0.3, 1, 3, 10. The results are shown in Table 6. We can see that using perceptual loss yields 83.3% accuracy outperforming 82.6% from the model without perceptual loss. However, further enlarging the loss weight gets performance drop. One possible explanation is that large perceptual loss leads the model to pay more attention to semantic while lose some local details, while a good codebook for BERT pre-training needs both semantic and local details.

4.4. Discussions

We present several in-depth discussions about the proposed model in this section.

Implicit vs. Explicit. The key contribution of our paper is improving the perceptual level of the discrete visual tokens for the subsequent pre-training. We have successfully demonstrated that through a simple strategy, *i.e.* enforcing perceptual similarity over images. One may think that it seems quite implicit for learning perceptual codebook by constraining on images instead of directly exploiting some constraint over the codebook. Indeed, we also experiment in two explicit ways: 1) supervised classification loss over the codewords; 2) constraining a momentum contrastive loss over the quantized codewords through data augmentation in a self-supervised way. We hope that leveraging those forms of high-level classification objective may encode some semantics into the codewords. But empirically we found that such explicit ways are not as effective as the proposed im-

| Perceptual mechanism | Top-1 acc. on IN-1K |
|----------------------------------|---------------------|
| Classification loss on codewords | 82.7 |
| Contrastive loss on codewords | 82.7 |
| Perceptual loss on images | 83.3 |

Table 10. Performance comparison of our implicit way (perceptual loss on images) and the explicit ways (classification/contrastive loss on codewords) for improving the perceptual level of codebook. We show fine-tune accuracy (%) on ImageNet-1K.

| Loss functions | Top-1 acc. on IN-1K |
|--|---------------------|
| \mathcal{L}_{pixel} | 82.6 |
| $\mathcal{L}_{pixel} + \mathcal{L}_{percep}$ | 83.3 |
| $\mathcal{L}_{pixel} + \mathcal{L}_{percep} + \mathcal{L}_{adv}$ | 83.3 |

Table 11. Performance comparison when using different loss functions. We show fine-tune accuracy (%) on ImageNet-1K. Adding an extra adversarial loss which is useful for improving image quality brings little gain to the transfer performance.

PLICIT strategy. The results are reported in Table 10. We conjecture that the codebook may learn global semantics from the classification/contrastive loss and thus fail to differentiate different codewords, which is not suitable for pre-training. In contrast, the features from a pre-trained deep model contain rich and local semantics. However, we still think that it will be more intuitive to explicitly learn the perceptual codebook and we leave that as future work.

Perceptual Loss vs. GAN Loss. The perceptual loss is widely used in generation tasks with the goal of improving the image quality. We ask the question that *is there a positive relation with the image quality and the perceptual level of the codebook*. In order to explore this, we adopt another technique, adversarial loss in Generative Adversarial Nets (GANs) [28], which has been proved to be effective in enhancing the reconstructed image. Specifically, we add a patch-based discriminator D [41], aiming to make the original image and the reconstructed one indistinguishable. The adversarial loss is,

$$\min_{Enc, \{V\}, Dec} \max_D \mathcal{L}_{adv} = \log D(x) + \log(1 - D(\hat{x})). \quad (8)$$

We add this loss with a suitable weight 0.4 to Eqn 5 and use the learned codebook for pre-training. The resulting performance is shown in Table 11. We can see that adversarial loss brings little gain to the transfer performance of pre-training. We also show the image reconstruction results in Figure 4. It can be easily seen that with the adversarial loss, the image looks more photo-realistic, presenting finer details. Therefore, we may arrive at the conclusion that improving the image quality may not necessarily improve the perceptual level of the codebook.

5. Limitations.

We are aware that our BERT-style pretrained models still have one key limitation, *i.e.*, the linear probing accuracy is




Figure 4. Example samples on image reconstruction results with different loss types. For each sample, the first column is the input, the second to fourth are with different losses. They are pixel loss, pixel loss and perceptual loss, pixel loss and both the perceptual and the adversarial loss, respectively. With an extra adversarial loss, the image quality is further improved (comparing the fourth with the third column). While the adversarial loss brings little gain to the transfer performance as shown in Table 11.

lower than the contrastive learning pretrained counterparts. Similar issues are also observed in BEiT [2] and the concurrent work MAE [31]. And we empirically observe that longer pretraining epochs will alleviate this issue to some extent. However, to fundamentally address this issue, better pretraining strategies need to be studied further, e.g., bridge contrastive learning and BERT pretraining.

6. Conclusion

The difference between image and language has always been in constant discussion and received a lot of attention in recent years. Inspired by the observation that the natural representation of images is not a semantic decomposition, we propose a simple yet effective strategy to obtain perceptually discrete tokens, beneficial for BERT pre-training of vision transformers. We present extensive comparisons on various downstream tasks. Our results indeed indicate that discretizing images into tokens is not enough, the perceptual level of the visual token also matters. We hope the deep analysis in our work will lead to a broader exploration of this perspective.

Acknowledgement

We thank many colleagues at Microsoft for their help and useful discussions, including Hangbo Bao, Li Dong and Furu Wei.

References

- [1] Philip Bachman, R Devon Hjelm, and William Buchwalter. Learning representations by maximizing mutual information across views. *arXiv preprint arXiv:1906.00910*, 2019. 2
- [2] Hangbo Bao, Li Dong, and Furu Wei. Beit: Bert pre-training of image transformers. *arXiv preprint arXiv:2106.08254*, 2021. 1, 2, 4, 5, 6, 7, 9, 12, 13, 14
- [3] Yoshua Bengio, Nicholas Léonard, and Aaron Courville. Estimating or propagating gradients through stochastic neurons for conditional computation. *arXiv preprint arXiv:1308.3432*, 2013. 3
- [4] Tom B Brown, Benjamin Mann, Nick Ryder, Melanie Subbiah, Jared Kaplan, Prafulla Dhariwal, Arvind Neelakantan, Pranav Shyam, Girish Sastry, Amanda Askell, et al. Language models are few-shot learners. *arXiv preprint arXiv:2005.14165*, 2020. 1, 2
- [5] Joan Bruna, Pablo Sprechmann, and Yann LeCun. Super-resolution with deep convolutional sufficient statistics. *arXiv preprint arXiv:1511.05666*, 2015. 3
- [6] Nicolas Carion, Francisco Massa, Gabriel Synnaeve, Nicolas Usunier, Alexander Kirillov, and Sergey Zagoruyko. End-to-end object detection with transformers. In *European Conference on Computer Vision*, pages 213–229. Springer, 2020. 1
- [7] Mathilde Caron, Ishan Misra, Julien Mairal, Priya Goyal, Piotr Bojanowski, and Armand Joulin. Unsupervised learning of visual features by contrasting cluster assignments. *arXiv preprint arXiv:2006.09882*, 2020. 2
- [8] Mathilde Caron, Hugo Touvron, Ishan Misra, Hervé Jégou, Julien Mairal, Piotr Bojanowski, and Armand Joulin. Emerging properties in self-supervised vision transformers. *arXiv preprint arXiv:2104.14294*, 2021. 5
- [9] Dongdong Chen, Lu Yuan, Jing Liao, Nenghai Yu, and Gang Hua. Stylebank: An explicit representation for neural image style transfer. In *Proceedings of the IEEE Conference on Computer Vision and Pattern Recognition*, pages 1897–1906, 2017. 2, 3
- [10] Kai Chen, Jiaqi Wang, Jiangmiao Pang, Yuhang Cao, Yu Xiong, Xiaoxiao Li, Shuyang Sun, Wansen Feng, Ziwei Liu, Jiarui Xu, Zheng Zhang, Dazhi Cheng, Chenchen Zhu, Tianheng Cheng, Qijie Zhao, Buyu Li, Xin Lu, Rui Zhu, Yue Wu, Jifeng Dai, Jingdong Wang, Jianping Shi, Wanli Ouyang, Chen Change Loy, and Dahua Lin. MMDetection: Open mmlab detection toolbox and benchmark. *arXiv preprint arXiv:1906.07155*, 2019. 12
- [11] Mark Chen, Alec Radford, Rewon Child, Jeffrey Wu, Heewoo Jun, David Luan, and Ilya Sutskever. Generative pre-training from pixels. In *International Conference on Machine Learning*, pages 1691–1703. PMLR, 2020. 1, 2
- [12] Qifeng Chen and Vladlen Koltun. Photographic image synthesis with cascaded refinement networks. In *Proceedings of the IEEE international conference on computer vision*, pages 1511–1520, 2017. 2
- [13] Ting Chen, Simon Kornblith, Mohammad Norouzi, and Geoffrey Hinton. A simple framework for contrastive learning of visual representations. In *International conference on machine learning*, pages 1597–1607. PMLR, 2020. 2

- [14] Ting Chen, Simon Kornblith, Kevin Swersky, Mohammad Norouzi, and Geoffrey Hinton. Big self-supervised models are strong semi-supervised learners. *arXiv preprint arXiv:2006.10029*, 2020. 2
- [15] Xinlei Chen, Haoqi Fan, Ross Girshick, and Kaiming He. Improved baselines with momentum contrastive learning. *arXiv preprint arXiv:2003.04297*, 2020. 2
- [16] Xinlei Chen, Saining Xie, and Kaiming He. An empirical study of training self-supervised vision transformers. *arXiv preprint arXiv:2104.02057*, 2021. 2, 4, 5, 7
- [17] Yinpeng Chen, Xiyang Dai, Dongdong Chen, Mengchen Liu, Xiaoyi Dong, Lu Yuan, and Zicheng Liu. Mobileformer: Bridging mobilenet and transformer. *arXiv preprint arXiv:2108.05895*, 2021. 1
- [18] MMSegmentation Contributors. Mmsegmentation, an open source semantic segmentation toolbox. <https://github.com/open-mmlab/msegmentation>, 2020. 12
- [19] Jia Deng, Wei Dong, Richard Socher, Li-Jia Li, Kai Li, and Li Fei-Fei. Imagenet: A large-scale hierarchical image database. In *2009 IEEE conference on computer vision and pattern recognition*, pages 248–255. Ieee, 2009. 2, 4
- [20] Jacob Devlin, Ming-Wei Chang, Kenton Lee, and Kristina Toutanova. Bert: Pre-training of deep bidirectional transformers for language understanding. *arXiv preprint arXiv:1810.04805*, 2018. 1, 2
- [21] Li Dong, Nan Yang, Wenhui Wang, Furu Wei, Xiaodong Liu, Yu Wang, Jianfeng Gao, Ming Zhou, and Hsiao-Wuen Hon. Unified language model pre-training for natural language understanding and generation. *arXiv preprint arXiv:1905.03197*, 2019. 1, 2
- [22] Xiaoyi Dong, Jianmin Bao, Dongdong Chen, Weiming Zhang, Nenghai Yu, Lu Yuan, Dong Chen, and Baining Guo. Cswin transformer: A general vision transformer backbone with cross-shaped windows. *arXiv preprint arXiv:2107.00652*, 2021. 1
- [23] Alexey Dosovitskiy, Lucas Beyer, Alexander Kolesnikov, Dirk Weissenborn, Xiaohua Zhai, Thomas Unterthiner, Mostafa Dehghani, Matthias Minderer, Georg Heigold, Sylvain Gelly, et al. An image is worth 16x16 words: Transformers for image recognition at scale. *arXiv preprint arXiv:2010.11929*, 2020. 1, 2, 4, 5, 6
- [24] Alexey Dosovitskiy and Thomas Brox. Generating images with perceptual similarity metrics based on deep networks. *Advances in neural information processing systems*, 29:658–666, 2016. 2, 3
- [25] Alexey Dosovitskiy, Jost Tobias Springenberg, Martin Riedmiller, and Thomas Brox. Discriminative unsupervised feature learning with convolutional neural networks. *Advances in neural information processing systems*, 27:766–774, 2014. 2
- [26] Patrick Esser, Robin Rombach, and Bjorn Ommer. Taming transformers for high-resolution image synthesis. In *Proceedings of the IEEE/CVF Conference on Computer Vision and Pattern Recognition*, pages 12873–12883, 2021. 3, 12
- [27] Leon A Gatys, Alexander S Ecker, and Matthias Bethge. Image style transfer using convolutional neural networks. In *Proceedings of the IEEE conference on computer vision and pattern recognition*, pages 2414–2423, 2016. 2, 3
- [28] Ian Goodfellow, Jean Pouget-Abadie, Mehdi Mirza, Bing Xu, David Warde-Farley, Sherjil Ozair, Aaron Courville, and Yoshua Bengio. Generative adversarial nets. *Advances in neural information processing systems*, 27, 2014. 8
- [29] Jean-Bastien Grill, Florian Strub, Florent Altché, Corentin Tallec, Pierre H Richemond, Elena Buchatskaya, Carl Doersch, Bernardo Avila Pires, Zhaohan Daniel Guo, Mohammad Gheshlaghi Azar, et al. Bootstrap your own latent: A new approach to self-supervised learning. *arXiv preprint arXiv:2006.07733*, 2020. 2
- [30] Raia Hadsell, Sumit Chopra, and Yann LeCun. Dimensionality reduction by learning an invariant mapping. In *2006 IEEE Computer Society Conference on Computer Vision and Pattern Recognition (CVPR'06)*, volume 2, pages 1735–1742. IEEE, 2006. 2
- [31] Kaiming He, Xinlei Chen, Saining Xie, Yanghao Li, Piotr Dollár, and Ross Girshick. Masked autoencoders are scalable vision learners. *arXiv preprint arXiv:2111.06377*, 2021. 2, 5, 9, 14
- [32] Kaiming He, Haoqi Fan, Yuxin Wu, Saining Xie, and Ross Girshick. Momentum contrast for unsupervised visual representation learning. In *Proceedings of the IEEE/CVF Conference on Computer Vision and Pattern Recognition*, pages 9729–9738, 2020. 2
- [33] Kaiming He, Georgia Gkioxari, Piotr Dollár, and Ross Girshick. Mask r-cnn. In *Proceedings of the IEEE international conference on computer vision*, pages 2961–2969, 2017. 5, 12
- [34] Kaiming He, Xiangyu Zhang, Shaoqing Ren, and Jian Sun. Deep residual learning for image recognition. In *Proceedings of the IEEE conference on computer vision and pattern recognition*, pages 770–778, 2016. 4, 6
- [35] Gao Huang, Yu Sun, Zhuang Liu, Daniel Sedra, and Kilian Q Weinberger. Deep networks with stochastic depth. In *European conference on computer vision*, pages 646–661. Springer, 2016. 5
- [36] Justin Johnson, Alexandre Alahi, and Li Fei-Fei. Perceptual losses for real-time style transfer and super-resolution. In *European conference on computer vision*, pages 694–711. Springer, 2016. 2, 3
- [37] Mandar Joshi, Danqi Chen, Yinhan Liu, Daniel S Weld, Luke Zettlemoyer, and Omer Levy. Spanbert: Improving pre-training by representing and predicting spans. *Transactions of the Association for Computational Linguistics*, 8:64–77, 2020. 2
- [38] Diederik P Kingma and Jimmy Ba. Adam: A method for stochastic optimization. *arXiv preprint arXiv:1412.6980*, 2014. 4
- [39] Christian Ledig, Lucas Theis, Ferenc Huszár, Jose Caballero, Andrew Cunningham, Alejandro Acosta, Andrew Aitken, Alykhan Tejani, Johannes Totz, Zehan Wang, et al. Photo-realistic single image super-resolution using a generative adversarial network. In *Proceedings of the IEEE conference on computer vision and pattern recognition*, pages 4681–4690, 2017. 3

- [40] Mike Lewis, Yinhan Liu, Naman Goyal, Marjan Ghazvininejad, Abdelrahman Mohamed, Omer Levy, Ves Stoyanov, and Luke Zettlemoyer. Bart: Denoising sequence-to-sequence pre-training for natural language generation, translation, and comprehension. *arXiv preprint arXiv:1910.13461*, 2019. 1, 2
- [41] Chuan Li and Michael Wand. Precomputed real-time texture synthesis with markovian generative adversarial networks. In *European conference on computer vision*, pages 702–716. Springer, 2016. 8
- [42] Tsung-Yi Lin, Michael Maire, Serge Belongie, James Hays, Pietro Perona, Deva Ramanan, Piotr Dollár, and C Lawrence Zitnick. Microsoft coco: Common objects in context. In *European conference on computer vision*, pages 740–755. Springer, 2014. 2, 4
- [43] Xiao Liu, Fanjin Zhang, Zhenyu Hou, Li Mian, Zhaoyu Wang, Jing Zhang, and Jie Tang. Self-supervised learning: Generative or contrastive. *IEEE Transactions on Knowledge and Data Engineering*, 2021. 2
- [44] Yinhan Liu, Myle Ott, Naman Goyal, Jingfei Du, Mandar Joshi, Danqi Chen, Omer Levy, Mike Lewis, Luke Zettlemoyer, and Veselin Stoyanov. Roberta: A robustly optimized bert pretraining approach. *arXiv preprint arXiv:1907.11692*, 2019. 1, 2
- [45] Ze Liu, Yutong Lin, Yue Cao, Han Hu, Yixuan Wei, Zheng Zhang, Stephen Lin, and Baining Guo. Swin transformer: Hierarchical vision transformer using shifted windows. *arXiv preprint arXiv:2103.14030*, 2021. 1, 5
- [46] Ilya Loshchilov and Frank Hutter. Decoupled weight decay regularization. *arXiv preprint arXiv:1711.05101*, 2017. 12, 13
- [47] Rafał Mantiuk, Kil Joong Kim, Allan G Rempel, and Wolfgang Heidrich. Hdr-vdp-2: A calibrated visual metric for visibility and quality predictions in all luminance conditions. *ACM Transactions on graphics (TOG)*, 30(4):1–14, 2011. 2
- [48] Augustus Odena, Vincent Dumoulin, and Chris Olah. Deconvolution and checkerboard artifacts. *Distill*, 1(10):e3, 2016. 3
- [49] Aaron van den Oord, Nal Kalchbrenner, Oriol Vinyals, Lasse Espeholt, Alex Graves, and Koray Kavukcuoglu. Conditional image generation with pixelcnn decoders. *arXiv preprint arXiv:1606.05328*, 2016. 2
- [50] Aaron van den Oord, Yazhe Li, and Oriol Vinyals. Representation learning with contrastive predictive coding. *arXiv preprint arXiv:1807.03748*, 2018. 2
- [51] Aaron van den Oord, Oriol Vinyals, and Koray Kavukcuoglu. Neural discrete representation learning. *arXiv preprint arXiv:1711.00937*, 2017. 1, 2, 3, 4
- [52] Alec Radford, Karthik Narasimhan, Tim Salimans, and Ilya Sutskever. Improving language understanding by generative pre-training. 2018. 1, 2
- [53] Alec Radford, Jeffrey Wu, Rewon Child, David Luan, Dario Amodei, Ilya Sutskever, et al. Language models are unsupervised multitask learners. *OpenAI blog*, 1(8):9, 2019. 1, 2
- [54] Colin Raffel, Noam Shazeer, Adam Roberts, Katherine Lee, Sharan Narang, Michael Matena, Yanqi Zhou, Wei Li, and Peter J Liu. Exploring the limits of transfer learning with a unified text-to-text transformer. *arXiv preprint arXiv:1910.10683*, 2019. 1, 2
- [55] Prajit Ramachandran, Niki Parmar, Ashish Vaswani, Irwan Bello, Anselm Levskaya, and Jonathon Shlens. Stand-alone self-attention in vision models. *arXiv preprint arXiv:1906.05909*, 2019. 1
- [56] Aditya Ramesh, Mikhail Pavlov, Gabriel Goh, Scott Gray, Chelsea Voss, Alec Radford, Mark Chen, and Ilya Sutskever. Zero-shot text-to-image generation. *arXiv preprint arXiv:2102.12092*, 2021. 2, 6
- [57] Jason Tyler Rolfe. Discrete variational autoencoders. *arXiv preprint arXiv:1609.02200*, 2016. 1
- [58] Rico Sennrich, Barry Haddow, and Alexandra Birch. Neural machine translation of rare words with subword units. *arXiv preprint arXiv:1508.07909*, 2015. 2
- [59] Karen Simonyan and Andrew Zisserman. Very deep convolutional networks for large-scale image recognition. *arXiv preprint arXiv:1409.1556*, 2014. 7
- [60] Hugo Touvron, Matthieu Cord, Matthijs Douze, Francisco Massa, Alexandre Sablayrolles, and Hervé Jégou. Training data-efficient image transformers & distillation through attention. In *International Conference on Machine Learning*, pages 10347–10357. PMLR, 2021. 5, 6
- [61] Aaron Van Oord, Nal Kalchbrenner, and Koray Kavukcuoglu. Pixel recurrent neural networks. In *International Conference on Machine Learning*, pages 1747–1756. PMLR, 2016. 2
- [62] Ashish Vaswani, Noam Shazeer, Niki Parmar, Jakob Uszkoreit, Llion Jones, Aidan N Gomez, Łukasz Kaiser, and Illia Polosukhin. Attention is all you need. In *Advances in neural information processing systems*, pages 5998–6008, 2017. 1
- [63] Chaoyue Wang, Chang Xu, Chaohui Wang, and Dacheng Tao. Perceptual adversarial networks for image-to-image transformation. *IEEE Transactions on Image Processing*, 27(8):4066–4079, 2018. 3
- [64] Huiyu Wang, Yukun Zhu, Bradley Green, Hartwig Adam, Alan Yuille, and Liang-Chieh Chen. Axial-deeplab: Stand-alone axial-attention for panoptic segmentation. In *European Conference on Computer Vision*, pages 108–126. Springer, 2020. 1
- [65] Wenhai Wang, Enze Xie, Xiang Li, Deng-Ping Fan, Kaitao Song, Ding Liang, Tong Lu, Ping Luo, and Ling Shao. Pyramid vision transformer: A versatile backbone for dense prediction without convolutions. *arXiv preprint arXiv:2102.12122*, 2021. 1
- [66] Xiaolong Wang, Ross Girshick, Abhinav Gupta, and Kaiming He. Non-local neural networks. In *Proceedings of the IEEE conference on computer vision and pattern recognition*, pages 7794–7803, 2018. 1
- [67] Zhou Wang, Alan C Bovik, Hamid R Sheikh, and Eero P Simoncelli. Image quality assessment: from error visibility to structural similarity. *IEEE transactions on image processing*, 13(4):600–612, 2004. 2
- [68] Zhou Wang, Eero P Simoncelli, and Alan C Bovik. Multi-scale structural similarity for image quality assessment. In

The Thirty-Seventh Asilomar Conference on Signals, Systems & Computers, 2003, volume 2, pages 1398–1402. Ieee, 2003. 2

- [69] Yuxin Wu and Kaiming He. Group normalization. In *Proceedings of the European conference on computer vision (ECCV)*, pages 3–19, 2018. 12
- [70] Tete Xiao, Yingcheng Liu, Bolei Zhou, Yuning Jiang, and Jian Sun. Unified perceptual parsing for scene understanding. In *Proceedings of the European Conference on Computer Vision (ECCV)*, pages 418–434, 2018. 5, 12
- [71] Lin Zhang, Lei Zhang, Xuanqin Mou, and David Zhang. Fsim: A feature similarity index for image quality assessment. *IEEE transactions on Image Processing*, 20(8):2378–2386, 2011. 2
- [72] Richard Zhang, Phillip Isola, Alexei A Efros, Eli Shechtman, and Oliver Wang. The unreasonable effectiveness of deep features as a perceptual metric. In *Proceedings of the IEEE conference on computer vision and pattern recognition*, pages 586–595, 2018. 2
- [73] Bolei Zhou, Hang Zhao, Xavier Puig, Sanja Fidler, Adela Barriuso, and Antonio Torralba. Scene parsing through ade20k dataset. In *Proceedings of the IEEE conference on computer vision and pattern recognition*, pages 633–641, 2017. 2, 4, 5

More Experiment results

Here we report more results of our PeCo pre-trained for 800 epochs and report its performance in downstream tasks.

As we shown in Table.12, 13, our PeCo also benefits from longer pre-training for downstream tasks and gets better results on semantic segmentation, object detection and instance segmentation tasks. For example, our PeCo gets 48.4 mIoU on ADE20K, outperforming BEiT and MAE by **1.4%** and **0.4%** respectively. On COCO dataset, our method also further gets better results with longer pre-training.

More visual results

In Figure.5, we show the reconstruction results with a different number of patches masked. We find that PeCo learns strong semantic that could predict a reasonable object with limited visible patches.

Experiment Details

In this section, we provide more detailed experimental settings about downstream tasks.

Architectures. For convolutional encoder, the number of channels at the first stage is set to 64, then it will be doubled in every downsample operation. we apply the Group Normalization [69] as introduced in Taming Transformer [26]. The convolutional decoder is an inverse version of the encoder. For ViT-base encoder, we use the original structure, and use the inverse version of ViT as decoder.

ADE20K Semantic segmentation. Here we use: UperNet [70] based on the implementation from mmsegmentation [18]. For UperNet, we follow the settings in [2] and use AdamW [46] optimizer with initial learning rate $3e^{-4}$, weight decay of 0.05 and batch size of 16 (8 GPUs with 2 images per GPU) for 160K iterations. The learning rate warmps with 1500 iterations at the beginning and decays with a linear decay strategy. As the ViT architecture outputs features with the same size, here we add four different scale FPNs to scale the feature map into different size. Specifically, we upsample the output feature of the 4th block $4\times$, upsample the output feature of the 6th block $2\times$, keep the output feature of the 8th block unchanged and downsample the output feature of the 12th block $2\times$. We use the default augmentation setting in mmsegmentation including random horizontal flipping, random re-scaling (ratio range [0.5, 2.0]) and random photo-metric distortion. All the models are trained with input size 512×512 . The stochastic depth is set to 0.1.

COCO Object Detection and Instance Segmentation.

We use the classical object detection framework Mask R-CNN [33] based on the implementation from mmdetection [10]. We train it the $1\times$ schedule with single-scale




Figure 5. Example samples of reconstruction task on ImageNet-1k using our PeCo with different mask regions. For each sample, the first image is the original image, the second one is the corresponding masked image, the third one is the reconstruction from perceptual codebook (PeCo). The first row masks 45 patches, the second row masks 75 patches and the last row masks 120 patches.

input (image is resized so that the shorter side is 800 pixels, while the longer side does not exceed 1333 pixels) for 12 epochs. We use AdamW [46] optimizer with a learning rate of 0.001, weight decay of 0.05 and batch size of 16. We also use the layer decay [2] for the backbone and we set it as 0.7. The learning rate declines at the 8th and 11th epoch with decay rate being 0.1. The stochastic depth is set

to 0.1. Similar to the implementation of semantic segmentation above, we also use four different scale FPNs to scale the feature map into different size.

| Models | pre-train dataset | pre-train epochs | ADE-20K mIoU |
|------------|-------------------|------------------|--------------|
| BEiT [2] | IN-1K+DALLE | 800 | 47.1 |
| MAE [31] | IN-1K | 1600 | 48.1 |
| PeCo(ours) | IN-1K | 800 | 48.5 |

Table 12. Semantic segmentation mIoU (%) comparison on ADE20K of different self-supervised methods using the same backbone ViT-B.

| Models | pre-train dataset | pre-train epochs | COCO | |
|------------|-------------------|------------------|------------------|------------------|
| | | | AP ^{bb} | AP ^{mk} |
| BEiT [2] | IN-1K+DALLE | 300 | 42.6 | 38.8 |
| PeCo(ours) | IN-1K | 300 | 43.9 | 39.8 |
| PeCo(ours) | IN-1K | 800 | 44.9 | 40.4 |

Table 13. Object detection and instance segmentation comparison in terms of box AP (AP^{bb}) and mask AP (AP^{mk}) on COCO of different self-supervised methods using the same backbone ViT-B.