

Network In Graph Neural Network

Xiang Song
xiangsx@amazon.com
AWS AI
USA

Runjie Ma
runjie@amazon.com
AWS Shanghai AI Lab
China

Jiahang Li
jiahanli@amazon.com
AWS Shanghai AI Lab
China

Muhan Zhang
muhan@wustl.edu
Institute for Artificial Intelligence of
Peking University
China

David Paul Wipf
daviwipf@amazon.com
AWS Shanghai AI Lab
China

ABSTRACT

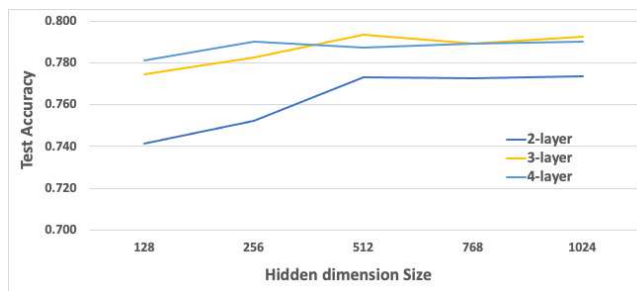
Graph Neural Networks (GNNs) have shown success in learning from graph structured data containing node/edge feature information, with application to social networks, recommendation, fraud detection and knowledge graph reasoning. In this regard, various strategies have been proposed in the past to improve the expressiveness of GNNs. For example, one straightforward option is to simply increase the parameter size by either expanding the hidden dimension or increasing the number of GNN layers. However, wider hidden layers can easily lead to overfitting, and incrementally adding more GNN layers can potentially result in over-smoothing. In this paper, we present a model-agnostic methodology, namely Network In Graph Neural Network (NGNN), that allows arbitrary GNN models to increase their model capacity by making the model deeper. However, instead of adding or widening GNN layers, NGNN deepens a GNN model by inserting non-linear feedforward neural network layer(s) within each GNN layer. Although, some works mentioned that adding MLPs within GNN layers could benefit the performance, they did not systematically analyze the reason for the improvement, nor evaluate with numerous GNNs on large-scale graph datasets. In this paper, we demonstrate that NGNN can keep the model stable against either node feature or graph structure perturbations through an analysis of it as applied to a GraphSage base GNN on ogbn-products data. Furthermore, we take a wide-ranging evaluation of NGNN on both node classification and link prediction tasks and show that NGNN works reliably across diverse GNN architectures. For instance, it improves the test accuracy of GraphSage on the ogbn-products by 1.6% and improves the hits@100 score of SEAL on ogbl-ppa by 7.08% and the hits@20 score of GraphSage+Edge-Attr on ogbl-ppi by 6.22%. And at the time of this submission, it achieved two first places on the OGB link prediction leaderboard.

CCS CONCEPTS

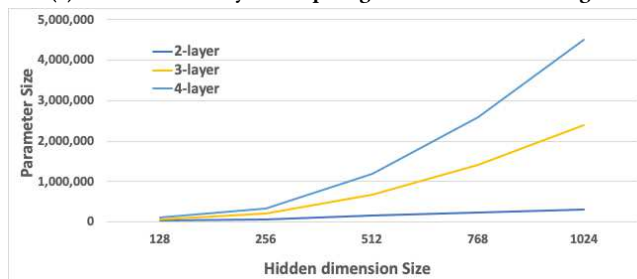
• **Computer systems organization** → **Embedded systems**; *Redundancy*; Robotics; • **Networks** → Network reliability.

KEYWORDS

Graph Neural Network, Link Prediction, Node Classification



(a) The test accuracy of GraphSage with different settings.



(b) The model parameter sizes of GraphSage with different settings.

Figure 1: The test accuracy of GraphSage on ogbn-products with different number of GNN layers (from 2 to 4) and different hidden dimension sizes (from 128 to 1024) and the corresponding model parameter sizes.

1 INTRODUCTION

Graph Neural Networks (GNNs) capture local graph structure and feature information in a trainable fashion to derive powerful node representations. They have shown promising success on multiple graph-based machine learning tasks [10, 25, 35] and are widely adopted by various web applications including social network [24, 35], recommendation [1, 6, 38], fraud detection [16, 21, 30], etc. Various strategies have been proposed to improve the expressiveness of GNNs [8, 26, 29, 34].

One natural candidate for improving the performance of a GNN is to increase its parameter size by either expanding the hidden dimension or the number of GNN layers. However, this can result in a large computational cost with only a modest performance gain. As a representative example, Figure 1 displays the performance

of GraphSage [8] under different settings on the ogbn-products dataset and the corresponding model parameter sizes. From these results, it can be seen that either increasing the hidden dimension or increasing the number of GNN layers increases the model parameter size exponentially, but brings little performance improvement in terms of test accuracy. For example, in order to improve the accuracy of a 3-layer GraphSage model by 1%, we need to add 2.3× more parameters (by increasing the hidden dimension from 256 to 512). Furthermore, with a larger hidden dimension a model is more likely to overfit the training data. On the other hand, stacking multiple GNN layers may oversmooth the features of nodes [3, 23]. As shown in Figure 1a, GraphSage reaches its peak performance with only 3 GNN layers and a hidden dimension of 512.

Inspired by the Network-in-Network architecture [20], we present Network-in-Graph Neural-Network (NGNN), a model agnostic methodology that allows arbitrary GNN models to increase their model capacity by making the model deeper. However, instead of adding more GNN layers, NGNN deepens a GNN model by inserting non-linear feedforward neural network layer(s) within each GNN layer. This leads to a much smaller memory footprint than recent alternative deep GNN architectures [18, 19] and can be applied to all kinds of GNN models with various training methods including full-graph training, neighbor sampling [8], cluster-based sampling [5] and local subgraph sampling [40]. Thus, it can easily scale to large graphs. Moreover, analysis of NGNN in conjunction with GraphSage on perturbed ogbn-products showed that NGNN is a cheap yet effective way to keep the model stable against either node feature or graph structure perturbations.

In this work, we applied NGNN to GCN [14], GraphSage [8], GAT [29] and AGDN [28] and SEAL [40]. We also combine the proposed technique with different mini-batch training methods including neighbor sampling, graph clustering and local subgraph sampling. We conducted comprehensive experiments on several large-scale graph datasets for both node classification and link prediction leading to the following conclusions (which hold as of the time of this submission):

- NGNN improves the performance of GraphSage and GAT and their variants on node classification datasets including ogbn-products, ogbn-arxiv, ogbn-proteins and reddit. It improves the test accuracy by 1.6% on the ogbn-products datasets for GraphSage. Furthermore, NGNN with AGDN+BoT+self-KD+C&S [13] achieves the fourth place on the ogbn-arxiv leaderboard¹ and NGNN with GAT+BoT [32] achieves second place on the ogbn-proteins leaderboard with many fewer model parameters.
- NGNN improves the performance of SEAL, GCN and GraphSage and their variants on link prediction datasets including ogbl-collab, ogbl-ppa and ogbl-ppi. For example, it increases the test hits@100 score by 7.08% on the ogbl-ppa dataset for SEAL, which outperforms all the state-of-the-art approaches on the ogbl-ppa leaderboard² by a substantial margin. Furthermore, NGNN achieves an improvement of the test hits@20 score by 6.22% on the ogbl-ppi dataset for

GraphSage+EdgeAttr, which also takes the first place on the ogbl-ppi leaderboard.

- NGNN improves the performance of GraphSage and GAT under different training methods including full-graph training, neighbor sampling, graph clustering, and subgraph sampling.
- NGNN is a more effective way of improving the model performance than expanding the hidden dimension. It takes less parameter size and less training time to get better performance than simply doubling the hidden dimension.

In summary, we present NGNN, a method that deepens a GNN model without adding extra GNN message-passing layers. We show that NGNN significantly improves the performance of vanilla GNNs on various datasets for both node classification and link prediction. We demonstrate the generality of NGNN by applying them to various GNN architectures.

2 RELATED WORK

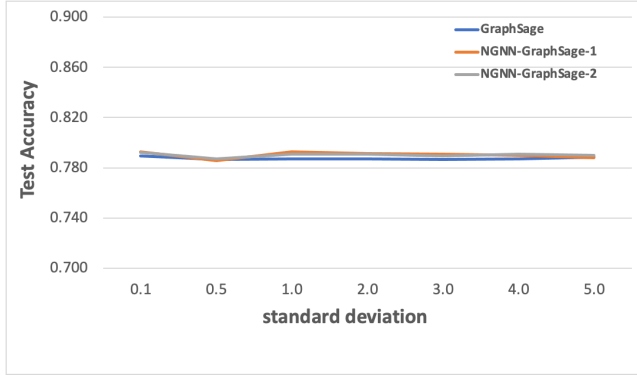
Deep models have been widely studied in various domains including computer vision [9, 27], natural language processing [2], and speech recognition [43]. VGG [27] investigates the effect of the convolutional neural network depth on its accuracy in the large-scale image recognition setting. It demonstrates the depth of representations is essential to the model performance. But when the depth grows, the accuracy will not always grow. Resnet [9] eases the difficulties on training the deep model by introducing residual connections between input and output layers. DenseNet [12] takes this idea a step further by adding connections across layers. GPT-3 [2] presents an autoregressive language model with 96 layers that achieves SOTA performance on various NLP tasks. Even so, while deep neural networks have achieved great success in various domains, the use of deep models in graph representation learning is less well-established.

Most recent works [17–19] attempt to train deep GNN models with a large number of parameters and achieved SOTA performance. For example, DeepGCN [18] adapts the concept of residual connections, dense connections, and dilated convolutions [37] to training very deep GCNs. However DeepGCN and its successor DeeperGCN [19] have large memory footprints during model training which can be subject to current hardware limitations. RevGNN [17] explored grouped reversible graph connections to train a deep GNN and has a much smaller memory footprint. However, RevGNN can only work with full-graph training and cluster-based mini-batch training, which makes it difficult to work with other methods designed for large scale graphs such as neighbor sampling [8] and layer-wise sampling [4]. In contrast, NGNN deepens a GNN model by inserting non-linear feedforward layer(s) within each GNN layer. It can be applied to all kinds of GNN models with various training methods including full-graph training, neighbor sampling [8], layer-wise sampling [4] and cluster-based sampling [5].

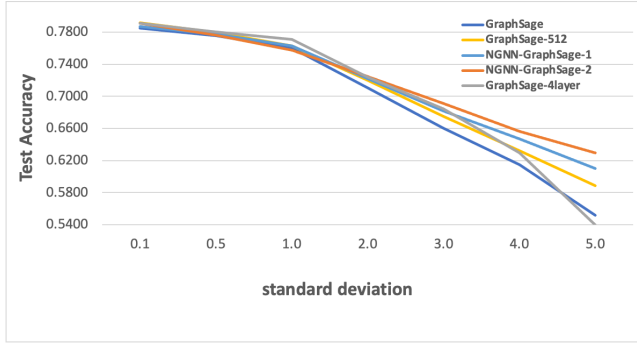
Xu et al. [34] used Multilayer Perceptrons (MLPs) to learn the injective functions of the Graph Isomorphism Network (GIN) model and showed its effectiveness on graph classification tasks. But they did not show whether adding an MLP within GNN layers works effectively across wide-ranging node classification and link prediction tasks. Additionally, You et al. [36] mentioned that adding

¹https://ogb.stanford.edu/docs/leader_nodeprop/

²https://ogb.stanford.edu/docs/leader_linkprop/



(a) Gaussian noise is concatenated with node features.



(b) Gaussian noise is added to node features.

Figure 2: The test accuracy (%) of GraphSage, GraphSage with the hidden dimension of 512 (GraphSage-512), 4-layer GraphSage (GraphSage-4layer), GraphSage with one additional non-linear layer in each GNN layer (NGNN-GraphSage-1) and GraphSage with two additional non-linear layers in each GNN layer (NGNN-GraphSage-2) on ogbn-product with randomly added Gaussian noise in node features. By default, a GraphSage model has three GNN layers with a hidden dimension of 256.

MLPs within GNN layer could benefit the performance. However, they did not systematically analyze the reason for the performance improvement introduced by extra non-linear layers, nor evaluate with numerous SOTA GNN architectures on large-scale graph datasets for both node classification and link prediction tasks.

3 BUILDING NETWORK IN GRAPH NEURAL NETWORK MODELS

3.1 Preliminaries

A graph is composed of nodes and edges $\mathcal{G} = (\mathcal{V}, \mathcal{E})$, where $\mathcal{V} = (v_1, \dots, v_N)$ is the set of N nodes and $\mathcal{E} \subseteq \mathcal{V} \times \mathcal{V}$ is the set of edges. Furthermore, $\mathcal{A} \in \{0, 1\}^{N \times N}$ denotes the corresponding adjacency matrix of \mathcal{G} . Let $\mathcal{X} \in \mathcal{R}^{N \times D}$ be the node feature space such that $\mathcal{X} = (x_1, \dots, x_N)^T$ where x_i represents the node feature of v_i . Formally, the $(l + 1)$ -th layer of a GNN is defined as:³

³We omit edge features for simplicity.

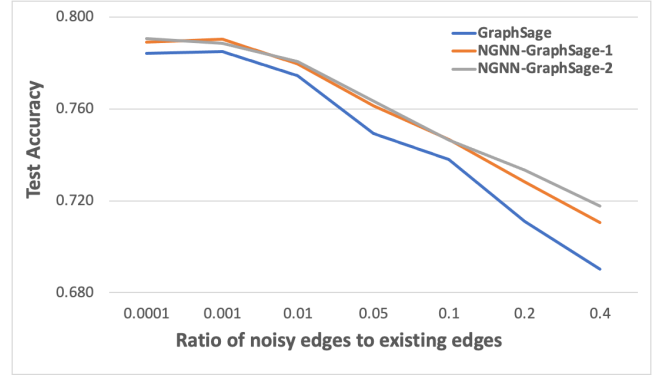


Figure 3: The model performance of GraphSage, GraphSage with one additional non-linear layer in each GNN layer (NGNN-GraphSage-1) and GraphSage with two additional non-linear layers in each GNN layer (NGNN-GraphSage-2) on ogbn-product with randomly added noise edges.

$$h^{(l+1)} = \sigma(f_w(\mathcal{G}, h^l)), \quad (1)$$

where the function $f_w(\mathcal{G}, h^l)$ is determined by learnable parameters w and $\sigma(\cdot)$ is an optional activation function. Additionally, h^l represents the embeddings of the nodes in the l -th layer, and $h^l = X$ when $l = 1$. With an L -layer GNN, the node embeddings in the last layer h^L are used by downstream tasks like node classification and link prediction.

3.2 Basic NGNN Design

Inspired by the network-in-network architecture [20], we deepen a GNN model by inserting non-linear feedforward neural network layer(s) within each GNN layer. The $(l + 1)$ -th layer in NGNN is thus constructed as:

$$h^{(l+1)} = \sigma(g_{ngnn}(f_w(\mathcal{G}, h^l))). \quad (2)$$

The calculation of g_{ngnn} is defined layer-wise as:

$$\begin{aligned} g_{ngnn}^1 &= \sigma(f_w(\mathcal{G}, h^l)w^1) \\ &\dots \\ g_{ngnn}^k &= \sigma(g_{ngnn}^{k-1}w^k) \end{aligned} \quad (3)$$

where w_1, \dots, w_k are learnable weight matrices, $\sigma(\cdot)$ is an activation function, and k is the number of in-GNN non-linear feedforward neural network layers. The first in-GNN layer takes the output of f_w as input and performs the non-linear transformation.

3.3 Discussion

In this section, we demonstrate that a NGNN architecture can better handle both noisy node features and noisy graph structures relative to its vanilla GNN counterpart.

REMARK 1. *GNNs work well when the input features consist of distinguishable true features and noise. But when the true features are mixed with noise, GNNs can struggle to filter out the noise, especially as the noise level increases.*

GNNs follow a neural message passing scheme [7] to aggregate information from neighbors of a target node. In doing so, they can perform noise filtering and learn from the resulting signal when the noise is in some way distinguishable from true features, such as when the latter are mostly low-frequency [22]. However, when the noise level becomes too large and is mixed with true features, it cannot easily be reduced by GNNs [11]. Figure 2 demonstrates this scenario. Here we randomly added Gaussian noise $\mathcal{N} = N(0, \sigma)$ to node features in ogbn-products data, where σ is the standard deviation ranging from 0.1 to 5.0. We adopt two different methods for adding noise: 1) $\mathcal{X} = [\mathcal{X}|\mathcal{N}]$ as shown in Figure 2a, where $|$ is a concatenation operation, and 2) $\mathcal{X} = [\mathcal{X} + \mathcal{N}]$ as shown in Figure 2b. We trained GraphSage models (using the DGL [31] implementation) under five different settings: 1) baseline GraphSage with default 3-layer structure and hidden dimension of 256, denoted as GraphSage; 2) GraphSage with the hidden dimension increased to 512, denoted as GraphSage-512; 3) 4-layer GraphSage, denoted as GraphSage-4layer; 4) GraphSage with one additional non-linear layer in each GNN layer, denoted as NGNN-GraphSage-1 and 5) GraphSage with two additional non-linear layers in each GNN layer, denoted as NGNN-GraphSage-2. In all cases we used ReLU as the activation function. As shown in Figure 2a, GraphSage performs well when the noise is highly distinguishable from the true features. But the performance starts dropping when the noise is mixed with the true features and decays faster when σ becomes larger than 1.0 as shown in Figure 2b.

The same scenario happens with the gfNN model [22], which is formed by transforming input node features via multiplications of the adjacency matrix followed by application of a single MLP block. This relatively simple model was shown to be more noise tolerant than GCN and SGC [33]; however, the performance of gfNN turns out to be much lower than the baseline GraphSage model in our experiments, so we do not present results here.

REMARK 2. *NGNN is a cheap yet effective way to form a GNN architecture that is stable against node feature perturbations.*

One potential way to improve the denoising capability of a GNN model is to increase the parameter count via a larger hidden dimension. As shown in Figure 2b, GraphSage-512 does perform better than the baseline GraphSage. But it is also more expensive as its parameter size (675,887) is 3.27 \times larger than that of baseline GraphSage (206,895). And it is still not as effective as either NGNN model, both of which use considerably fewer parameters (see below) and yet have more stable performance as the noise level increases.

An alternative strategy for increasing the model parameter count is to add more GNN layers. As shown in Figure 2b, by adding one more GNN layer, GraphSage-4layer does outperform baseline GraphSage when σ is smaller than 4.0. However, as a deeper GNN potentially aggregates more noisy information from its L hop neighbors [39], the performance of GraphSage-4layer drops below baseline GraphSage when σ is 5.0.

In contrast to the above two methods, NGNN-GraphSage achieves much better performance as shown in Figure 2b with fewer parameters (272,687 for NGNN-GraphSage-1 and 338,479 for NGNN-GraphSage-2) than GraphSage-512 and without introducing new GNN layers. It can help maintain model performance when σ is

Table 1: Datasets statistics.

Datasets	# Nodes	# Edges
Node Classification		
ogbn-products	2,449,029	61,859,140
ogbn-arxiv	169,343	1,166,243
ogbn-proteins	132,524	39,561,252
reddit	232,965	114,615,892
Link Prediction		
ogbl-collab	235,868	1,285,465
ogbl-ppa	576,289	30,326,273
ogbl-ddi	4,267	1,334,889

smaller than 1.0 and slow the downward trend when σ is larger than 1.0 compared to the other three counterparts.

REMARK 3. *NGNN with GNNs can also keep the model stable against graph structure perturbation.*

We now show that by applying NGNN to a GNN, it can better deal with graph structure data perturbation. For this purpose, we randomly added K edges to the original graph of ogbn-products, where K is the ratio of newly added noise edges to the existing edges. For example $K = 0.01$ means we randomly added 618.6K edges.⁴ We trained 3-layer GraphSage models with a hidden dimension of 256 under three different settings: 1) vanilla GraphSage, denoted as GraphSage; 2) GraphSage with one additional non-linear layer in each GNN layer, denoted as NGNN -GraphSage-1 and 3) GraphSage with two additional non-linear layers in each GNN layer, denoted as NGNN -GraphSage-2. Figure 3 shows the results. It can be seen that, NGNN can help preserve the model performance when K is smaller than 0.01 and ease the trend of performance downgrade after K is larger than 0.01 comparing to vanilla GraphSage.

4 EXPERIMENTS

We next provide experimental evidence to show that NGNN works with various GNN architectures for both node classification and link prediction tasks in Sections 4.2 and 4.3. We also show that NGNN works with different training methods in Section 4.4. Finally, we discuss the impact of different NGNN settings in Sections 4.5 and 4.6.

4.1 Evaluation Setup

Datasets. We conducted experiments on seven datasets, including ogbn-products, ogbn-arxiv and ogbn-proteins from ogbn [10] and reddit⁵ for node classification, and ogbl-collab, ogbl-ppa and ogbl-citaiton2 from ogbl [10] for link prediction. The detailed statistics are summarized in Table 1.

We evaluated the effectiveness of NGNN by applying it to various GNN models including GCN [14], Graphsage [8], Graph Attention Network (GAT) [29], Adaptive Graph Diffusion Networks (AGDN) [28], and SEAL [42] and their variants. Table 2 presents

⁴The graph of ogbn-product has 61,859,140 edges.

⁵<http://snap.stanford.edu/graphsage/>

Table 2: Baseline GNN models used in evaluation.

GNN Model	Description
Node classification task	
GraphSage	Vanilla GraphSage with neighbor sampling.
GraphSage-Cluster	Vanilla GraphSage with cluster based sampling [5].
GAT-FLAG	GAT with FLAG [15] enhancement.
GAT+BoT	GAT with bag of tricks [32].
AGDN+BoT	AGDN with bag of tricks.
AGDN+BoT+self-KD+C&S	AGDN with bag of tricks, knowledge distillation and correct&smooth[13].
Link prediction task	
SEAL-DGCNN	Vanilla SEAL using DGCNN [41] as the backbone GNN.
GCN-full	Vanilla GCN with full graph training.
GraphSage-full	Vanilla Sage with full graph training.
GraphSage+EdgeAttr	GraphSage with edge attribute.

GraphSage+EdgeAttr comes from https://github.com/lustoo/OGB_link_prediction

Table 3: Performance of NGNN on ogbn-products, ogbn-arxiv, ogbn-proteins and reddit.

Dataset		ogbn-products	ogbn-arxiv	ogbn-proteins	reddit
Eval Metric		Accuracy(%)	Accuracy(%)	ROC-AUC(%)	Accuracy(%)
GraphSage	Vanilla	78.27±0.45	71.15±1.66	75.67±1.72	96.19±0.08
	NGNN	79.88±0.34	71.77±1.18	76.30±0.96	96.21±0.04
GraphSage-Cluster	Vanilla	78.72±0.63	56.57±1.56	67.45±1.21	95.27±0.09
	NGNN	78.91±0.59	56.76±1.08	68.12±0.96	95.34±0.09
GAT-NS	Vanilla	79.23±0.16	72.10±1.12	81.76±0.17	96.12±0.02
	NGNN	79.67±0.09	71.88±1.10	81.91±0.21	96.45±0.05
GAT-FLAG	Vanilla	80.75±0.14	71.56±1.11	81.81±0.15	95.27±0.02
	NGNN	80.99±0.09	71.74±1.10	81.84±0.11	95.68±0.03

Any score difference between vanilla GNN and NGNN that is greater than 0.5% is highlighted with boldface.

Table 4: Performance (as measured by classification accuracy and ROC-AUC for ogbn-arxiv and ogbn-proteins, respectively) of NGNN combined with bag of tricks on ogbn-arxiv and ogbn-proteins.

Dataset	Model		Accuracy(%)
ogbn-arxiv	AGDN+BoT	Vanilla	74.03±0.15
		NGNN	74.25±0.17
ogbn-arxiv	AGDN+BoT+self-KD+C&S	Vanilla	74.28±0.13
		NGNN	74.34±0.14
ogbn-proteins	GAT+BoT	Vanilla	87.73±0.18
		NGNN	88.09±0.1

all the baseline models. We directly followed the implementation and configuration of each baseline model from the OGB [10] leaderboard and added non-linear layer(s) into each GNN layer for NGNN

. Table 11 presents the detail configuration of each model. All models were trained on a single V100 GPU with 32GB memory. We report average performance over 10 runs for all models except SEAL related models. As training SEAL models is very expensive, we took 5 runs instead.

4.2 Node classification

Firstly, we analyzed how NGNN improves the performance of GNN models on node classification tasks. Table 3 presents the overall results. It can be seen that NGNN-based models outperform their baseline models in most of the cases. Notably, NGNN tends to perform well with GraphSage. It improves the test accuracy of GraphSage on ogbn-products and ogbn-arxiv by 1.61 and 0.62 respectively. It also improves the ROC-AUC score of GraphSage on ogbn-proteins by 0.63. But as the baseline performance of reddit dataset is quite high, not surprisingly, the overall improvement of NGNN is not significant.

We further analysis the performance of NGNN combined with bag of tricks [32] on ogbn-arxiv and ogbn-proteins in Table 4. It can

Table 5: Performance of NGNN on ogbl-collab, ogbl-ppa and ogbl-ppi. We use the hit@20, hit@50 and hit@100 as the evaluation metrics.

	Metric (%)	ogbl-collab		ogbl-ppa		ogbl-ddi	
		Vanilla GNN	NGNN	Vanilla GNN	NGNN	Vanilla GNN	NGNN
SEAL-	hit@20	45.76±0.72	46.19±0.58	16.10±1.85	20.82±1.76	30.75±2.12	31.93±3.00
DGCNN	hit@50	54.70±0.49	54.82±0.20	32.58±1.42	37.25±0.98	43.99±1.11	42.39±3.23
	hit@100	60.13±0.32	60.70±0.18	49.36±1.24	56.44±0.99	51.25±1.60	49.63±3.65
GCN-full	hit@10	35.94±1.60	36.69±0.82	4.00±1.46	5.64±0.93	47.82 ± 5.90	48.22 ± 7.00
	hit@50	49.52±0.70	51.83±0.50	14.23±1.81	18.44±1.88	79.56±3.83	82.56±4.03
	hit@100	55.74±0.44	57.41±0.22	20.21± 1.92	26.78±0.92	87.58±1.33	89.48±1.68
GraphSage-full	hit@10	32.59±3.56	36.83±2.56	3.68±1.02	3.52±1.24	54.27±9.86	60.75±4.94
	hit@50	51.66±0.35	52.62±1.04	15.02±1.69	15.55±1.92	82.18±4.00	84.58±1.89
	hit@100	56.91±0.72	57.96±0.56	23.56±1.58	24.45±2.34	91.94±0.64	92.58±0.88
GraphSage+EdgeAttr	hit@20	-	-	-	-	87.06±4.81	93.28±1.61
	hit@50	-	-	-	-	97.98±0.42	98.39±0.21
	hit@100	-	-	-	-	98.98±0.16	99.21±0.08

The evaluation metrics used in ogb leaderboard are hit@50 for ogbl-collab, hit@100 for ogbl-ppa and hit@20 for ogbl-ddi.

Any hit score difference between vanilla GNN and NGNN GNN that is greater than 1% is highlighted with boldface.

The evaluation metrics used for ogbl-ddi when profiling GCN-full and GraphSage-full are hit@20, hit@50 and hit@100.

be seen that NGNN-based models outperform their vanilla counterparts. NGNN with AGDN+BoT+self-KD+C&S even achieves the first place over all the methods with no extension to the input data on the ogbn-arxiv leaderboard as of the time of this submission (The fourth place on the entire ogbn-arxiv leaderboard). NGNN with GAT+BoT also achieves the second place on the ogbn-proteins leaderboard with 5.83 times fewer parameters compared with the current leading method RevGNN-Wide.⁶

4.3 Link prediction

Secondly, we analyzed how NGNN improves the performance of GNN models on link prediction tasks. Table 5 presents the results on the ogbl-collab, ogbl-ppa and ogbl-ppi datasets. As shown in the tables, the performance improvement of NGNN over SEAL models is significant. NGNN improves the hit@20, hit@50 and hit@100 of SEAL-DGCNN by 4.72%, 4.67% and 7.08% respectively on ogbl-ppa. NGNN with SEAL-DGCNN achieves the first place on the ogbn-ppa leaderboard with an improvement of hit@100 by 5.82% over the current leading method MLP+CN&RA&AA⁷. Furthermore, NGNN with GraphSage+EdgeAttr achieves the first place on the ogbl-ddi leaderboard with an improvement of hit@20 by 5.47% over the current leading method vanilla GraphSage+EdgeAttr. As GraphSage+EdgeAttr only provided the performance on ogbl-ppi, we do not compare its performance on other datasets. NGNN also works with GCN and GraphSage on link prediction tasks. As shown in the tables, It improves the performance of GCN and GraphSage in all cases. In particular, it improves the hit@20, hit@50 and hit@100 of GCN by 1.64%, 4.21% and 6.57% respectively on ogbl-ppa.

⁶NGNN -GAT+Bot has 11,740,552 parameters while RevGNN-Wide has 68,471,608 parameters.

⁷https://github.com/lustoo/OGB_link_prediction

Table 6: Test accuracy (%) of GraphSage and GAT with and without NGNN trained with different training methods on ogbn-products.

Sampling Methods	full-graph	neighbor sampling	cluster-based sampling
GraphSage	78.27	78.70	78.72
GraphSage-NGNN	79.88	79.11	78.91
GAT	80.75	79.23	71.41
GAT-NGNN	80.99	79.67	76.76

Table 7: Test accuracy (%) of GraphSage and GAT with different number of non-linear layers added into GNN layers on ogbn-products.

Model	GraphSage			
	Hidden-size	128	256	512
baseline	77.44	78.27	79.37	
NGNN -1layer	77.39	79.53	79.12	
NGNN -2layer	78.79	79.88	79.94	
NGNN -4layer	78.79	79.52	79.88	
Model	GAT			
Hidden-size	64	128	256	
baseline	68.41	79.23	75.26	
NGNN -1layer	69.72	79.67	77.53	
NGNN -2layer	69.86	78.26	78.76	
NGNN -4layer	69.41	78.23	78.61	

Table 8: The parameter size of each model in Table 7.

Model	GraphSage			
	Hidden-size	128	256	512
baseline	70,703	206,895	675,887	
NGNN -1layer	87,215	272,687	938,543	
NGNN -2layer	103,727	338,479	1,201,199	
NGNN -4layer	136,751	470,063	1,726,511	
Model	GAT			
	Hidden-size	64	128	256
baseline	510,056	1,543,272	5,182,568	
NGNN -1layer	514,152	1,559,656	5,248,104	
NGNN -2layer	518,248	1,576,040	5,313,640	
NGNN -4layer	526,440	1,608,808	5,444,712	

Table 9: The single training epoch time of GraphSage with different number of non-linear layers added into GNN layers on ogbn-products.

Model	GraphSage (secs)			
	Hidden-size	128	256	512
baseline	18.71±0.41	20.71±0.74	25.40±0.35	
NGNN -1layer	19.57±1.04	20.98±0.47	29.07±0.69	
NGNN -2layer	19.25±0.87	21.36±0.48	30.01±0.13	
NGNN -4layer	19.79±0.72	24.41±0.38	32.33±0.19	

4.4 NGNN with Different Training Methods

Finally, we presents the effectiveness of using NGNN with different training methods including full-graph training, neighbor sampling and cluster-based sampling. Table 6 presents the results. It can be seen that NGNN improves the performance of GraphSage and GAT with all kinds of training methods on ogbn-products. It is worth mentioning that NGNN also works with local subgraph sampling method proposed by SEAL [40] as shown in Section 4.3.

4.5 Effectiveness of Multiple NGNN Layers

We studied the effectiveness of adding multiple non-linear layers to GNN layers on ogbn-products using GraphSage and GAT. Table 7 presents the results. The baseline model is a three-layer GNN model. We applied 1, 2 or 4 non-linear layers to each hidden GNN layer denoted as NGNN-1layer, NGNN-2layer and NGNN-4layer respectively. The GAT models use eight attention heads and all heads share the same NGNN layer(s). Table 7 presents the result. As shown in the table, NGNN-2layer always performed best with different hidden sizes in most of the cases. This reveals that adding non-linear layers can be effective, but the effect may vanish significantly when we continuously add more layers. The reason is straightforward, given that adding more non-linear layers can eventually cause overfitting.

We also observe that deeper models can achieve better performance with many fewer trainable parameters than wider models. Table 8 presents the model parameter size of each model. As shown in the table, the parameter size of GraphSage with NGNN-2layer

Table 10: Test accuracy (%) of GraphSage and GAT when applying NGNN on different GNN layers on ogbn-product.

	GraphSage	GAT
baseline	78.27	79.23
NGNN -all	79.88	79.49
NGNN -input	79.81	78.87
NGNN -hidden	79.91	79.68
NGNN -output	78.60	78.45

and a hidden size of 256 is 338,479 which is 2× smaller than the parameter size of vanilla GraphSage with a hidden-size of 512, i.e., 675,887. And its performance is much better than vanilla GraphSage with a hidden size of 512.

Furthermore, we also observe that adding NGNN layers only slightly increase the model training time. Table 9 presents the single training epoch time of GraphSage under different configurations. As shown in the table, the epoch time of GraphSage with NGNN-2layer and a hidden size of 256 is only 3.1% longer than that of vanilla GraphSage with the same hidden size. However the corresponding parameter size is 1.63× larger.

4.6 Effectiveness of Applying NGNN to Different GNN Layers

Finally, we studied the effectiveness of applying NGNN to only the input GNN layer (NGNN-input), only the hidden GNN layers (NGNN-hidden), only the output GNN layer (NGNN-output) and all the GNN layers on the ogbn-products dataset using GraphSage and GAT. The baseline model is a three-layer GNN model. The hidden dimension size is 256 and 128 for GraphSage and GAT respectively. Table 10 presents the results. As the table shows, only applying NGNN to the output GNN layer brings little or no benefit. While applying NGNN to hidden and input GNN layers can improve the model performance, especially applying NGNN to hidden layers. It demonstrates that the benefit of NGNN mainly comes from adding additional non-linear layers into the input and hidden GNN layers.

5 CONCLUSION AND FUTURE WORK

We present NGNN, a model agnostic methodology that allows arbitrary GNN models to increase their model capacity by inserting non-linear feedforward neural network layer(s) inside GNN layers. Moreover, unlike existing deep GNN approaches, NGNN does not have large memory overhead and can work with various training methods including neighbor sampling, graph clustering and local subgraph sampling. Empirically, we demonstrate that NGNN can work with various GNN models on both node classification and link prediction tasks and achieve state-of-the-art results. Future work includes evaluating NGNN on more GNN models and investigating whether NGNN can work on broader graph-related prediction tasks. We also plan to explore methodologies to make a single GNN layer deeper in the future.

Table 11: Model settings of NGNN models. The column of NGNN position presents where we put the non-linear layers. hidden-only means only applying NGNN to the hidden GNN layers, input-only means only applying NGNN to the input layer, all-layer means applying NGNN to all the GNN layers.. The column of NGNN setting presents how we organize each NGNN layer. For example, 1-relu+1-sigmoid means NGNN contains one feedforward neural network with ReLU as its activation function followed by another feedforward neural network with Sigmoid as its activation function and 2-relu means NGNN contains two feedforward neural network layers with ReLU as the activation function of each layer.

Dataset	Model	hidden size	layers	aggregation	NGNN position	NGNN setting
Node classification tasks						
ogbn-product	GraphSage	256	3	mean	hidden-only	1-relu+1-sigmoid
ogbn-product	GraphSage-cluster	256	3	mean	hidden-only	1-relu+1-sigmoid
ogbn-product	GAT-flag	256	3	sum	hidden-only	1-relu+1-sigmoid
ogbn-product	GAT-ns	256	3	sum	hidden-only	1-relu+1-sigmoid
ogbn-arxiv	GraphSage	256	3	mean	hidden-only	1-relu+1-sigmoid
ogbn-arxiv	GraphSage-cluster	256	3	mean	hidden-only	1-relu+1-sigmoid
ogbn-arxiv	GAT-flag	256	3	sum	hidden-only	1-relu+1-sigmoid
ogbn-arxiv	GAT+BoT	120	6	sum	hidden-only	2-relu
ogbn-arxiv	AGDN+BoT	256	3	GAT-HA	hidden-only	1-relu
ogbn-arxiv	AGDN+BoT+self-KD+C&S	256	3	GAT-HA	hidden-only	1-relu
ogbn-protein	GraphSage	256	3	mean	hidden-only	1-relu
ogbn-protein	GraphSage-cluster	256	3	mean	hidden-only	1-relu
ogbn-protein	GAT-flag	256	3	sum	hidden-only	1-relu
ogbn-protein	GAT-ns	256	3	sum	hidden-only	1-relu
reddit	GraphSage	256	3	mean	hidden-only	1-relu+1-sigmoid
reddit	GraphSage-cluster	256	3	mean	hidden-only	1-relu+1-sigmoid
reddit	GAT-flag	256	3	sum	hidden-only	1-relu+1-sigmoid
reddit	GAT-ns	256	3	sum	hidden-only	1-relu+1-sigmoid
Link prediction tasks						
ogbl-collab	Seal-DGCNN	256	3	sum	all-layers	1-relu
ogbl-collab	GCN-full	256	3	mean	hidden-only	2-relu
ogbl-collab	GraphSage-full	256	3	mean	hidden-only	2-relu
ogbl-ppa	Seal-DGCNN	32	3	sum	all-layers	1-relu
ogbl-ppa	GCN-full	256	3	mean	all-layers	2-relu
ogbl-ppa	GraphSage-full	256	3	mean	all-layers	2-relu
ogbl-ppi	Seal-DGCNN	32	3	sum	hidden-layers	1-relu
ogbl-ppi	GCN-full	256	2	mean	input-only	1-relu
ogbl-ppi	GraphSage-full	256	2	mean	input-only	1-relu
ogbl-ppi	GraphSage+EdgeAttr	512	2	mean	all-layers	2-relu

REFERENCES

- [1] Rianne van den Berg, Thomas N Kipf, and Max Welling. 2017. Graph convolutional matrix completion. *arXiv preprint arXiv:1706.02263* (2017).
- [2] Tom B Brown, Benjamin Mann, Nick Ryder, Melanie Subbiah, Jared Kaplan, Prafulla Dhariwal, Arvind Neelakantan, Pranav Shyam, Girish Sastry, Amanda Askell, et al. 2020. Language models are few-shot learners. *arXiv preprint arXiv:2005.14165* (2020).
- [3] Deli Chen, Yankai Lin, Wei Li, Peng Li, Jie Zhou, and Xu Sun. 2020. Measuring and relieving the over-smoothing problem for graph neural networks from the topological view. In *Proceedings of the AAAI Conference on Artificial Intelligence*, Vol. 34. 3438–3445.
- [4] Jie Chen, Tengfei Ma, and Cao Xiao. 2018. Fastgcn: fast learning with graph convolutional networks via importance sampling. *arXiv preprint arXiv:1801.10247* (2018).
- [5] Wei-Lin Chiang, Xuanqing Liu, Si Si, Yang Li, Samy Bengio, and Cho-Jui Hsieh. 2019. Cluster-gcn: An efficient algorithm for training deep and large graph convolutional networks. In *Proceedings of the 25th ACM SIGKDD International Conference on Knowledge Discovery & Data Mining*. 257–266.
- [6] Wenqi Fan, Yao Ma, Qing Li, Yuan He, Eric Zhao, Jiliang Tang, and Dawei Yin. 2019. Graph neural networks for social recommendation. In *The World Wide Web Conference*. 417–426.
- [7] Justin Gilmer, Samuel S Schoenholz, Patrick F Riley, Oriol Vinyals, and George E Dahl. 2017. Neural message passing for quantum chemistry. In *International conference on machine learning*. PMLR, 1263–1272.
- [8] William L Hamilton, Rex Ying, and Jure Leskovec. 2017. Inductive representation learning on large graphs. In *Proceedings of the 31st International Conference on Neural Information Processing Systems*. 1025–1035.
- [9] Kaiming He, Xiangyu Zhang, Shaoqing Ren, and Jian Sun. 2016. Deep residual learning for image recognition. In *Proceedings of the IEEE conference on computer vision and pattern recognition*. 770–778.
- [10] Weihua Hu, Matthias Fey, Marinka Zitnik, Yuxiao Dong, Hongyu Ren, Bowen Liu, Michele Catasta, and Jure Leskovec. 2020. Open graph benchmark: Datasets for machine learning on graphs. *arXiv preprint arXiv:2005.00687* (2020).
- [11] Binxuan Huang and Kathleen M Carley. 2019. Residual or gate? towards deeper graph neural networks for inductive graph representation learning. *arXiv preprint arXiv:1904.08035* (2019).

- [12] Gao Huang, Zhuang Liu, Laurens Van Der Maaten, and Kilian Q. Weinberger. 2017. Densely Connected Convolutional Networks. In *2017 IEEE Conference on Computer Vision and Pattern Recognition (CVPR)*. 2261–2269. <https://doi.org/10.1109/CVPR.2017.243>
- [13] Qian Huang, Horace He, Abhay Singh, Ser-Nam Lim, and Austin R Benson. 2020. Combining label propagation and simple models out-performs graph neural networks. *arXiv preprint arXiv:2010.13993* (2020).
- [14] Thomas N Kipf and Max Welling. 2016. Semi-supervised classification with graph convolutional networks. *arXiv preprint arXiv:1609.02907* (2016).
- [15] Kezhi Kong, Guohao Li, Mucong Ding, Zuxuan Wu, Chen Zhu, Bernard Ghanem, Gavin Taylor, and Tom Goldstein. 2020. Flag: Adversarial data augmentation for graph neural networks. *arXiv preprint arXiv:2010.09891* (2020).
- [16] Ao Li, Zhou Qin, Runshi Liu, Yiqun Yang, and Dong Li. 2019. Spam review detection with graph convolutional networks. In *Proceedings of the 28th ACM International Conference on Information and Knowledge Management*. 2703–2711.
- [17] Guohao Li, Matthias Müller, Bernard Ghanem, and Vladlen Koltun. 2021. Training Graph Neural Networks with 1000 Layers. *arXiv preprint arXiv:2106.07476* (2021).
- [18] Guohao Li, Matthias Muller, Ali Thabet, and Bernard Ghanem. 2019. Deepgens: Can gens go as deep as cnns?. In *Proceedings of the IEEE/CVF International Conference on Computer Vision*. 9267–9276.
- [19] Guohao Li, Chenxin Xiong, Ali Thabet, and Bernard Ghanem. 2020. Deepergens: All you need to train deeper gens. *arXiv preprint arXiv:2006.07739* (2020).
- [20] Min Lin, Qiang Chen, and Shuicheng Yan. 2013. Network in network. *arXiv preprint arXiv:1312.4400* (2013).
- [21] Zhiwei Liu, Yingdong Dou, Philip S Yu, Yutong Deng, and Hao Peng. 2020. Alleviating the inconsistency problem of applying graph neural network to fraud detection. In *Proceedings of the 43rd International ACM SIGIR Conference on Research and Development in Information Retrieval*. 1569–1572.
- [22] Hoang Nt and Takanori Maehara. 2019. Revisiting graph neural networks: All we have is low-pass filters. *arXiv preprint arXiv:1905.09550* (2019).
- [23] Kenta Oono and Taiji Suzuki. 2019. Graph neural networks exponentially lose expressive power for node classification. *arXiv preprint arXiv:1905.10947* (2019).
- [24] Emanuele Rossi, Ben Chamberlain, Fabrizio Frasca, Davide Eynard, Federico Monti, and Michael Bronstein. 2020. Temporal graph networks for deep learning on dynamic graphs. *arXiv preprint arXiv:2006.10637* (2020).
- [25] Franco Scarselli, Marco Gori, Ah Chung Tsoi, Markus Hagenbuchner, and Gabriele Monfardini. 2008. The graph neural network model. *IEEE transactions on neural networks* 20, 1 (2008), 61–80.
- [26] Michael Schlichtkrull, Thomas N Kipf, Peter Bloem, Rianne Van Den Berg, Ivan Titov, and Max Welling. 2018. Modeling relational data with graph convolutional networks. In *European semantic web conference*. Springer, 593–607.
- [27] Karen Simonyan and Andrew Zisserman. 2014. Very deep convolutional networks for large-scale image recognition. *arXiv preprint arXiv:1409.1556* (2014).
- [28] Chuxiong Sun and Guoshi Wu. 2020. Adaptive graph diffusion networks with hop-wise attention. *arXiv preprint arXiv:2012.15024* (2020).
- [29] Petar Veličković, Guillem Cucurull, Arantxa Casanova, Adriana Romero, Pietro Lio, and Yoshua Bengio. 2017. Graph attention networks. *arXiv preprint arXiv:1710.10903* (2017).
- [30] Jianyu Wang, Rui Wen, Chunming Wu, Yu Huang, and Jian Xion. 2019. Fdgars: Fraudster detection via graph convolutional networks in online app review system. In *Companion Proceedings of The 2019 World Wide Web Conference*. 310–316.
- [31] Minjie Wang, Da Zheng, Zihao Ye, Quan Gan, Mufei Li, Xiang Song, Jinjing Zhou, Chao Ma, Lingfan Yu, Yu Gai, Tianjun Xiao, Tong He, George Karypis, Jinyang Li, and Zheng Zhang. 2020. Deep Graph Library: A Graph-Centric, Highly-Performant Package for Graph Neural Networks. *arXiv:1909.01315* [cs.LG]
- [32] Yangkun Wang, Jiarui Jin, Weinan Zhang, Yong Yu, Zheng Zhang, and David Wipf. 2021. Bag of Tricks for Node Classification with Graph Neural Networks. *arXiv preprint arXiv:2103.13355* (2021).
- [33] Felix Wu, Amauri Souza, Tianyi Zhang, Christopher Fifty, Tao Yu, and Kilian Weinberger. 2019. Simplifying graph convolutional networks. In *International conference on machine learning*. PMLR, 6861–6871.
- [34] Keyulu Xu, Weihua Hu, Jure Leskovec, and Stefanie Jegelka. 2018. How powerful are graph neural networks? *arXiv preprint arXiv:1810.00826* (2018).
- [35] Rex Ying, Ruining He, Kaifeng Chen, Pong Eksombatchai, William L Hamilton, and Jure Leskovec. 2018. Graph convolutional neural networks for web-scale recommender systems. In *Proceedings of the 24th ACM SIGKDD International Conference on Knowledge Discovery & Data Mining*. 974–983.
- [36] Jiaxuan You, Zitao Ying, and Jure Leskovec. 2020. Design space for graph neural networks. *Advances in Neural Information Processing Systems* 33 (2020).
- [37] Fisher Yu and Vladlen Koltun. 2015. Multi-scale context aggregation by dilated convolutions. *arXiv preprint arXiv:1511.07122* (2015).
- [38] Wenhui Yu, Xiao Lin, Jinfei Liu, Junfeng Ge, Wenwu Ou, and Zheng Qin. 2021. Self-propagation Graph Neural Network for Recommendation. *IEEE Transactions on Knowledge and Data Engineering* (2021).
- [39] Hanqing Zeng, Muhan Zhang, Yinglong Xia, Ajitesh Srivastava, Andrey Malevich, Rajgopal Kannan, Viktor Prasanna, Long Jin, and Ren Chen. 2020. Deep Graph Neural Networks with Shallow Subgraph Samplers. *arXiv preprint arXiv:2012.01380* (2020).
- [40] Muhan Zhang and Yixin Chen. 2018. Link prediction based on graph neural networks. *Advances in Neural Information Processing Systems* 31 (2018), 5165–5175.
- [41] Muhan Zhang, Zhicheng Cui, Marion Neumann, and Yixin Chen. 2018. An end-to-end deep learning architecture for graph classification. In *Thirty-Second AAAI Conference on Artificial Intelligence*.
- [42] Muhan Zhang, Pan Li, Yinglong Xia, Kai Wang, and Long Jin. 2020. Revisiting graph neural networks for link prediction. *arXiv preprint arXiv:2010.16103* (2020).
- [43] Yu Zhang, William Chan, and Navdeep Jaitly. 2017. Very deep convolutional networks for end-to-end speech recognition. In *2017 IEEE international conference on acoustics, speech and signal processing (ICASSP)*. IEEE, 4845–4849.

This figure "sample-franklin.png" is available in "png" format from:

<http://arxiv.org/ps/2111.11638v1>