

Scaling Law for Recommendation Models: Towards General-purpose User Representations

Kyuyong Shin^{†,1,2}, Hanock Kwak^{†,1}, Su Young Kim¹, Max Nihlén Ramström¹, Jisu Jeong^{1,2},
Jung-Woo Ha^{1,2}, Kyung-Min Kim^{1,2}

{ky.shin,hanock.kwak,suyoung.kim,max.nihlen.ramstrom,jisu.jeong,jungwoo.ha,kyungmin.kim.ml}@navercorp.com

¹ NAVER CLOVA, ² NAVER AI Lab, Seongnam, Republic of Korea

ABSTRACT

Recent advancement of large-scale pretrained models such as BERT, GPT-3, CLIP, and Gopher, has shown astonishing achievements across various task domains. Unlike vision recognition and language models, studies on general-purpose user representation at scale still remain underexplored. Here we explore the possibility of general-purpose user representation learning by training a universal user encoder at large scales. We demonstrate that the scaling law is present in user representation learning areas, where the training error scales as a power-law with the amount of computation. Our Contrastive Learning User Encoder (CLUE), optimizes task-agnostic objectives, and the resulting user embeddings stretch our expectation of what is possible to do in various downstream tasks. CLUE also shows great transferability to other domains and companies, as performances on an online experiment shows significant improvements in Click-Through-Rate (CTR). Furthermore, we also investigate how the model performance is influenced by the scale factors, such as training data size, model capacity, sequence length, and batch size. Finally, we discuss the broader impacts of CLUE in general.

CCS CONCEPTS

• Information systems → Information extraction; • Computing methodologies → Neural networks.

KEYWORDS

universal user representation, recommender system, contrastive learning, transfer learning

ACM Reference Format:

Kyuyong Shin^{†,1,2}, Hanock Kwak^{†,1}, Su Young Kim¹, Max Nihlén Ramström¹, Jisu Jeong^{1,2}, Jung-Woo Ha^{1,2}, Kyung-Min Kim^{1,2}. 2022. Scaling Law for Recommendation Models: Towards General-purpose User Representations. In *Proceedings of ACM Conference (Conference'17)*. ACM, New York, NY, USA, 10 pages. <https://doi.org/10.1145/nnnnnnn.nnnnnnn>

[†]Both authors contributed equally to this research.

Permission to make digital or hard copies of all or part of this work for personal or classroom use is granted without fee provided that copies are not made or distributed for profit or commercial advantage and that copies bear this notice and the full citation on the first page. Copyrights for components of this work owned by others than ACM must be honored. Abstracting with credit is permitted. To copy otherwise, or republish, to post on servers or to redistribute to lists, requires prior specific permission and/or a fee. Request permissions from permissions@acm.org.

Conference'17, July 2017, Washington, DC, USA

© 2022 Association for Computing Machinery.

ACM ISBN 978-x-xxxx-xxxx-x/Y/MM...\$15.00

<https://doi.org/10.1145/nnnnnnn.nnnnnnn>

1 INTRODUCTION

Recent work has demonstrated that models pretrained on enormous data at scale can perform remarkable downstream transfers in a flexible and task-agnostic manner for vision recognition [10, 14, 46], language models [6, 11, 23, 35], speech recognition [3], and multimodal learning [2, 34, 43]. These large-scale models are called *foundation models*, which have brought seismic changes to both academia and industry by providing general-purpose utilities and promising results [5]. However, in contrast to the other domains mentioned above, studies on the scaling and generalization ability of general-purpose pretrained user representation learning still remain underexplored for various downstream recommendation tasks.

Here we highlight five key questions for exploring the possibilities of general-purpose user representations. 1) Can general-purpose user representations learned from multiple source data provide a promising transfer learning capability? 2) Are pretraining and downstream task performances positively correlated? 3) How various tasks can the pretrained user representations address? 4) Does scaling up the pretraining model improve the generalization performance? 5) If so, which factors, such as, training data and model size, behavior sequence length, and batch size, should be scaled up?

To answer these questions, we introduce Contrastive Learning User Encoder, i.e., CLUE. CLUE demonstrates the effectiveness of the pretrained general user representations, learned from 50 billion behavior tokens of 11 million users from a search engine and e-commerce platform that share a common user pool, by adapting them to unseen downstream tasks. CLUE uses contrastive learning by constructing user representations for each service task, then treating pairs of the same user representations as positive samples while treating representations of different users as negative samples.

We comprehensively evaluate the pretrained user representation from CLUE with multiple downstream tasks including an online recommendation evaluation. More specifically, we compare the performance of a simple multi-layer perceptron (MLP) employing our task-agnostic pretrained CLUE features with a task-specific model trained from scratch for each downstream task. Furthermore, we investigate the empirical scaling laws of training data size, model size, sequence length and batch size with extensive experiments, and analyze power-law scaling for training performance as a function of computing resources.

The summary of our key findings through CLUE is as follows: **Empirical scaling law** (Section 5.2). The pretraining test error scales as a power-law with the total training cost (PF-days) unless bottlenecked by other factors, which is also observed in other domains [6]. However, we observe that the performance of the models does not depend on their size alone in user representation tasks

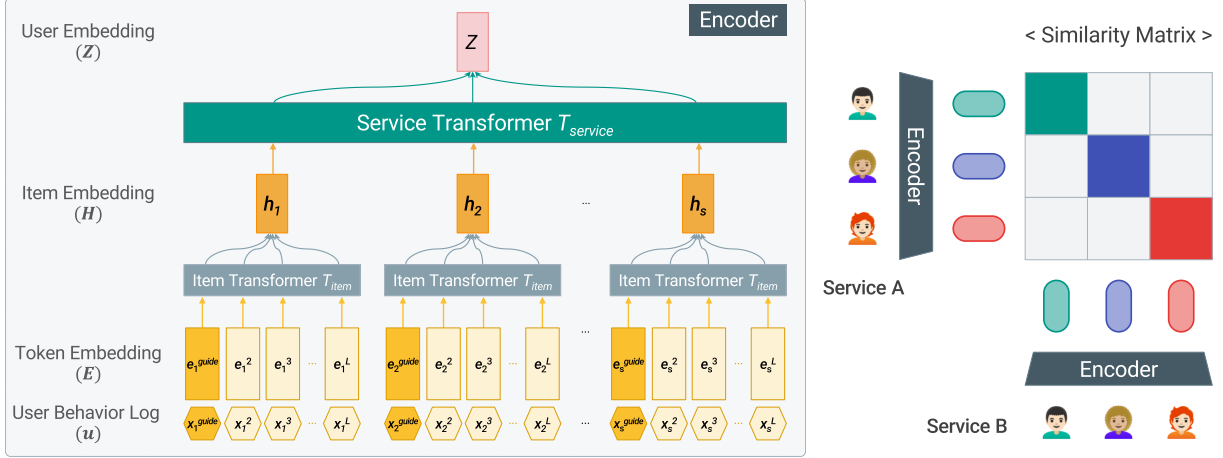


Figure 1: Overall flow of CLUE. The encoder encodes user behavior logs, a sequence of items described in natural language text (u). This description becomes token embeddings (E) and then passed through the Item Transformer followed by mean pooling (H). The sequence of item embedding vectors are then passed to the Service Transformer. The user embedding (Z) is the mean of the last hidden vectors of the Service Transformer. Finally, the user embeddings are trained using a contrastive learning method.

(Figure 2(a)), other factors such as batch size and sequence length also have considerable influences on the performance.

Transferability improves as the pretraining error decrease (Section 5.2). CLUE performs transfer learning well on heterogeneous datasets even when the domains are different. The resulting test losses on the downstream tasks also show strong correlation to the pretraining test loss. These results indicate that generalization on various data distributions are strongly dependent on the pretraining error (Figure 4-Right).

Transforming tabular data to natural language text provides common semantic representation (Section 5.1). We transform all data into natural language texts by extracting textual information from tabular data (e.g., product descriptions from product data table). This policy alleviates the discrepancies in data format within different services; the data format of the same product varies depending on the platform, but the product name is still the same. We show that CLUE trained on data from a particular company can provide meaningful user representations for another company.

Advantages of training from multiple service logs (Section 5.1). CLUE learns a multi-modal user embedding space from two services, and shows promising results in a wide range of downstream tasks. Furthermore, the results (Table 4) demonstrate that pretraining on multiple services effectively addresses the cold-start problem by learning a richer user representation.

2 CLUE

2.1 Scalable Models

It is crucial to define a simple but effective pretext task that easily scales up and generalizes for successful pretraining [6, 34]. Inspired by the BERT framework [11], ShopperBERT [39] adopted Masked Language Modeling (MLM) combined with two augmentation methods to pretrain the user representations. The limitation of this approach is that the MLM predicts the exact ID of the masked

item tokens, which hinders its ability to generalize and scale to new service tasks that do not share the same vocabulary.

Performing general representation learning on training data from different services and producing a unified view is a crucial challenge in building foundation models for user modeling. In this paper, we look into a multi-modal contrastive learning framework for enhancing the representation quality of the user embeddings by considering each service as a modality. A notable example of a multi-modal contrastive learning framework is CLIP [34], which encodes pairs of images and texts separately into vectors and maximize their similarity scores. CLIP outperforms the best publicly available models in a wide range of computer vision tasks.

A remaining issue is aligning user semantics across multiple services. While CLIP leverages image-text paired data for semantic alignment, it is non-trivial to align the items of two heterogeneous services. To address this issue, we use the text description of each item rather than its ID as inputs. Natural language input for items enables our user representations to naturally and flexibly transfer to other services and even other company platforms where items can be described with text, thus enhancing the generality of our method. As illustrated in Figure 1, such a flexible embedding space allows us to jointly train user logs over multiple services, such as search engine and e-commerce, by maximizing the agreement between the same user with a single encoder.

Our encoder has a hierarchical structure consisting of an Item Transformer, T_{item} , and a Service Transformer, $T_{service}$. The Item Transformer encodes the features of each item in the user’s behavior log, namely $T_{item} : \mathbb{R}^{L \times D_{in}} \rightarrow \mathbb{R}^{L \times D_{out}}$. The Service Transformer encodes a user embedding for a specific service from the sequence of item embeddings, i.e. $T_{service} : \mathbb{R}^{S \times D_{out}} \rightarrow \mathbb{R}^{S \times D_{out}}$. Here D_{in} , D_{out} , L and S denote the token embedding dimension, the output dimension, the maximum token length of an item description, and the number of items in an item sequence, respectively. For each

service, we define a user behavior log as $u = [x_1, x_2, \dots, x_S]$, a sequence of items that a user acts upon or selects in the service. Each item $x_i \in \mathcal{V}^L$ is a vector of token indices where the first couple tokens represent the type of service and the following tokens are the tokenized description of the item (e.g., product description, news title, or search query). We fill the remaining spaces with zeros (see more details in Appendix A). Each token is embedded to a vector via an embedding layer $g: \mathcal{V} \rightarrow \mathbb{R}^{D_{in}}$, so each item x_i is embedded to a matrix $E_i \in \mathbb{R}^{L \times D_{in}}$. The token embedding E_i is then propagated through the model in the following manner:

$$h_i = \text{MEAN}(T_{item}(E_i)), \quad (1)$$

$$H = [h_1 | h_2 | \dots | h_S], \quad (2)$$

$$z = \text{MEAN}(T_{service}(H)), \quad (3)$$

where MEAN is mean pooling of row vectors in the input matrix, and z is the final user embedding. We again denote the final user embedding of user u and service A as $z_{u,A}$. We follow the loss of CLIP [34]. The loss $l_{u,A,B}$ of each positive pair $(z_{u,A}, z_{u,B})$ is defined as:

$$l_{u,A,B} = -\log \frac{\exp(\langle f(z_{u,A}), f(z_{u,B}) \rangle \tau)}{\sum_v \exp(\langle f(z_{u,A}), f(z_{v,B}) \rangle \tau)}, \quad (4)$$

where τ is a temperature parameter and $\langle \cdot, \cdot \rangle$ is the cosine similarity. We use a non-linear projection model $f(z) = W_2 \sigma(W_1 z)$ to improve the representation quality of the user embeddings [9], where σ is a non-linear activation function and W is a weight matrix. We optimize the symmetric cross-entropy loss $(l_{u,A,B} + l_{u,B,A})/2$.

The final user features for the downstream tasks are extracted by concatenating each service user feature, or for the case of the company-level transferability task, extracted by using only task-specific user logs.

2.2 Training Details

We use the Zero Redundancy Optimizer [36] with AdamW [27] and weight decay regularization applied to all weights with a decay rate of 0.1. We update the model using an initial learning rate of 0.0005, then incorporate learning rate warm-up over the first 1% steps, followed by cosine decay [26] to lower the learning rate to 10% of its value. The learnable temperature parameter τ is initialized to 14.27 and its value is clipped to prevent scaling the logits by more than 100. We use the automatic mixed-precision [29] package in Pytorch [32] to accelerate training and reduce memory usage. Gradient norm clipping [31] is used with the max norm set to 0.01 to stabilize training. The calculation of the embedding similarities is distributed across a multi-node cluster. Then, all the shared similarities are used for computing the logits, but only the subset of the pairwise similarities residing on an individual GPU is used for the gradient updates on that GPU. We shuffle the dataset at every epoch and train the model for 8 epochs, where the transfer performance began to plateau. The total training time takes 7 days on 64 V100 GPUs. Unless otherwise specified, all results reported in this paper as “CLUE” use this model, which we find to perform best. The hyperparameters for the best CLUE model is detailed in Appendix B.

Table 1: Statistics of the Training Dataset.

Contents	Values
Periods	2 years (Oct, 2018 - Oct, 2020)
Number of users	11,294,122
Number of behaviors	5,313,992,425
Number of behavior tokens	50,741,643,225
Maximum token length	32

3 DATASET

3.1 Pretraining Dataset

The user behavior logs imply the hidden intentions of a user. For example, a user who purchased an iPhone is likely to purchase accessories such as iPhone cases, MagSafe, and AirPods next time. We can also assume that a user who searched for the latest car model or car accessories online has an interest in automobiles. Therefore, observing various periods of user behavior logs gives a deeper understanding of the users. Based on this observation, we construct a sufficiently large-scale dataset with more than 50B behavior tokens collected over 2 years from NAVER’s search engine and e-commerce platform. We exclude the users who act less than once every two months in terms of behavior log frequency. We use Byte-level BPE (BBPE) [42] to tokenize the textual description of each item in the user behavior logs.

If a user repeated the same behavior (e.g., performed the same search query or purchased the same product multiple times), we keep only one of the entries in the behavior log, to count it as a unique behavior. As a result, the training dataset contains 11 million users and 5.3 billion user behavior logs, and 50 billion BBPE tokens collected over 2 years. The 11 million users are sampled for training, but any user can be a candidate for the downstream tasks. The statistics of the dataset for pretraining are provided in Table 1.

3.2 Downstream Tasks

3.2.1 Datasets. We build downstream tasks using data from services that are different from the service domains used in the pretraining dataset. For example, downstream tasks are built from services of a web-based cartoon (webtoon), news, marketing messages, and an online travel agency. Furthermore, we validate the company-level transferability of our model, defined as Inter-Company-Level Transfer (ICLT). To achieve this, we secure log data from a completely different company that has an online marketplace environment. The overall procedure is detailed in Appendix C.

We describe the datasets of the downstream tasks in detail below. **Product Collection Recommendation (PCR):** Product Collection is a collection of products designed by merchandisers, and has a collection-specific description such as “Best DVDs for babies”, “Big sale on graphic cards”, and “The most profitable products”. Each collection is represented by a banner that is linked to a page displaying a list of products. The task is to recommend this banner properly. We collect 590,770 click logs of these banners containing 300,000 unique users and 8,652 unique Product Collections. The banner titles are used as the items.

Table 2: Computational cost comparison of the downstream models measured from the PCR task.

Models	Inputs	Speedup	Params.	Memory
BST	Task-specific logs	1	1.4M	20G
LightGCN	Task-specific logs	21×	0.5M	50G
Task-agnostic	Pretrained user repr.	117×	0.5M	1G

Marketing Message Recommendation (MMR): Chatbot marketing is a strategy for promoting user engagement to generate sales. The chatbot sends personalized events and products to users via messages. We collect 502,362 click logs of 300,000 unique users and 17,530 unique messages. We use these messages as the items.

Favorite Webtoon Recommendation (FWR): Webtoons are animated cartoons or comics that are published online. We collect 4,323,578 favorited webtoons from 296,469 unique users and 1,573 unique webtoons. We use the synopsis of the webtoons as item.¹

News View Recommendation (NVR): An online newspaper is served either in the form of a stand-alone publication or as the online version of a printed periodical. We collect 4,029,661 news views of 299,588 unique users and 293,834 news articles. The news articles cover various topics including, but not limited to: politics, health, technology, business, entertainment and sports. We use the title of the news articles as the items.

New Customer Booking Prediction (NCBP): Finding new customers by understanding the company's target audience leads to more revenue. The task is to predict whether a user will make the first reservation at one among the 42,453 service businesses, e.g., barbershops, clinics, restaurants, museums, etc. This is an item cold-start problem for users because a user has not interacted with the business before. We collect 495,992 booking logs from 300,000 unique users. The name of the business becomes the item.

Online Travel Agency Recommendation (OTAR): The online travel agency is a leisure platform that provides online travel accommodations and travel services around the world. We collect 177,281 reservations of 142,051 unique users from 2,485 accommodations. The task is to recommend the hotels to the travellers. We use the hotel name as the item.

Inter-Company-Level Transfer (ICLT): Existing user models are mainly pretrained from service-level or intra-company data. If a model is inter-company-level transferable, the model can provide much more generalized services across multiple platforms and companies. The task is to validate if a model pretrained on specific company data by CLUE can generate effective user representations from user behavior logs of another company. To the best of our knowledge, this is the first study on the possibility of inter-company-level transferability in recommender systems. We collect 179,435 users and 13,841 items from the service of the target company, beauty and cosmetic e-commerce platform. The total amount of purchase logs is 558,992. The title of the product is used as the item. The details are described in Appendix C.

¹We exclude task-specific supervision learning for FWR because this dataset is collected without date information.

3.2.2 Metrics. We compute three standard metrics for evaluation: top- k Hit Ratio (HR@ k), top- k Normalized Discounted Cumulative Gain (NDCG@ k), and Mean Reciprocal Rank (MRR). We consider a recommendation as a hit if there is at least one overlapping item between the recommended items and the ground truth items. We obtain these metrics by evaluating a pool of items consisting of a ground-truth item mixed with 100 randomly sampled negative items. To test the generalization ability of the models, we make sure there are no shared users between the training, validation, and test sets.

4 EXPERIMENTS

4.1 Downstream Models

The downstream models project user and item data into user and item embeddings. We have two types of downstream models, **task-agnostic** and **task-specific** models. **Task-agnostic** models use the pretrained user representation as the user feature and project it with a simple MLP (input-512-256-128-64-output, ReLU) for each downstream task. CLUE falls into this category of models, and we compare its performance to two other task-agnostic models, ShopperBERT and SimCLR-based [9] learning, to validate the effectiveness of our proposed learning strategy. **Task-specific** models use task-specific historical logs of users as the user features, and we compare these models against CLUE. In addition, we consider a **Hybrid** model that combines the task-specific user historical logs with the pretrained user features from CLUE, for additional insight. For the item embeddings of the downstream tasks, we utilize the item's text information. We use Sentence-BERT [37] to extract item embedding vectors for the **task-specific** models, while we use the task-agnostic pretrained models (i.e., ShopperBERT, SimCLR and CLUE) for the **task-agnostic** models.

To verify the effectiveness of CLUE, we compare it with the following downstream models:

DeepFM (Task-specific): DeepFM [16] is one of the most popular methods in recent recommender systems. It integrates the architectures of FM [38] and deep neural networks by using both low- and high-order feature interactions.

BST (Task-specific): Behavior Sequence Transformer [8] embeds task-specific historical logs as low-dimensional vectors, which are passed to the transformer layers to model the sequential signals underlying the users' behaviors.

LightGCN (Task-specific): LightGCN [19] discards the unnecessary components of a Graph Convolution Network [25] for collaborative filtering. It trains user and item embeddings by linearly propagating them on a bipartite interaction graph. The weighted sum of the embeddings propagated at each layer is used as the final embedding.

ShopperBERT (Task-agnostic): ShopperBERT [39] is a pretrained model that leverages BERT's framework for learning general-purpose user representations. It trains embeddings through a pretext task that uses product categories as tokens and predicts the masked information under the [MASK] token.

SimCLR (Task-agnostic): Inspired by the success of SimCLR [9] in computer vision, this setup follows the same architecture as CLUE, but has a different contrastive objective. We create positive pairs by augmenting a given user behavior sequence in two different ways, selected among cropping, masking, and re-ordering the tokens.

Table 3: Results on the downstream tasks. We compare the pretrained representations (Task-agnostic) with the user behavior model trained on the task-specific logs (Task-specific), and the combination of them (Hybrid) in terms of the three evaluation metrics. The best results among the Task-agnostic and all models are denoted in bold and underlined fonts, respectively.

Downstream tasks	Metrics	Task-specific			Task-agnostic			Hybrid
		DeepFM	BST	LightGCN	ShopperBERT	SimCLR	CLUE	
PCR	HR@1	0.4297	0.4832	0.4792	0.4991	0.5114	0.5414	0.5485
	NDCG@10	0.6696	0.7017	0.6988	0.7174	0.7231	0.7418	0.7466
	MRR	0.5979	0.6380	0.6344	0.6552	0.6626	0.6857	0.6912
MMR	HR@1	0.1609	0.2498	0.2485	0.2744	0.3032	0.3146	0.2987
	NDCG@10	0.4430	0.5354	0.5325	0.5637	0.5873	0.6030	0.5856
	MRR	0.3048	0.4019	0.3995	0.4298	0.4578	0.4713	0.4532
NVR	HR@1	0.5492	0.5750		0.5492	0.5720	0.5927	0.5950
	NDCG@10	0.6992	0.7161	OOM	0.7025	0.5589	0.7253	0.7287
	MRR	0.6615	0.6806		0.6665	0.6789	0.6924	0.6954
NCBP	HR@1	0.1095	0.1347	0.1350	0.1368	0.1438	0.1686	0.1678
	NDCG@10	0.2489	0.2780	0.2759	0.2730	0.2895	0.3201	0.3269
	MRR	0.2138	0.2411	0.2393	0.2396	0.2517	0.2802	0.2832
OTAR	HR@1	0.1654	0.1616	0.1794	0.1739	0.1754	0.1977	0.2003
	NDCG@10	0.4097	0.4092	0.4235	0.4192	0.4216	0.4445	0.4471
	MRR	0.3285	0.3292	0.3439	0.3393	0.3415	0.3653	0.3682
FWR	HR@1				0.1281	0.1282	0.1538	
	NDCG@10		No History Logs		0.7015	0.7003	0.7220	No History Logs
	MRR				0.2464	0.2468	0.2804	
ICLT	HR@1	0.4109	0.4489	0.4781		0.4543	0.5081	0.5262
	NDCG@10	0.6302	0.6620	0.6832	N/A	0.6628	0.7036	0.7112
	MRR	0.5631	0.5964	0.6215		0.5987	0.6440	0.6560

[†] Hybrid for **task-specific** models enhanced with CLUE features.

Hybrid: Hybrid combines the user feature by CLUE with the final output vectors of **task-specific** models. We expect the pretrained user representations to greatly enhance the performance of task-specific models in many downstream tasks. We choose the best-performing model between BST and LightGCN for each downstream task.

For the **task-agnostic** models, we use two different MLPs for projecting the item features and the user features. The *logits* are calculated as the dot product between the projected user features and the item features. For the **BST (task-specific)** models, we use a Transformer ($L=4$, $H=128$, $A=4$), where each token represents a single log (item or event). Note that using raw task-specific logs requires much more computational costs (see Table 2).

4.2 Experimental Settings

The downstream tasks are composed of recommendation tasks where the models predict the next item to recommend. The datasets consist of positive and negative pairs (u, i) of users and items. We have a positive pair (u, i^+) when a user u interacted with an item i^+ , while a negative pair (u, i^-) is generated through random sampling. The objective of the training is to have the embeddings of positive pairs in the latent space to be close to each other, while distancing the embeddings of the negative pairs. We compute the dot product between embeddings of users and items followed by a sigmoidal

Table 4: Performance gain on the online PCR task, compared with a baseline method (TopPop[†]).

Method	Engagement Metric			
	New	Cold	Heavy	Total
GNN [21]	-0.7%	+9.0%	+9.8%	+2.9%
CLUE (15M)	+4.1%	+11.0%	+10.5%	+6.5%
CLUE (120M)	+4.5%	+13.4%	+10.7%	+7.3%

[†] TopPop recommends the most popular items to any user, regardless of their preferences.

activation function to constrain the outputs to the interval $(0, 1)$. We use the binary cross-entropy loss, where the labels are ones and zeros for positive and negative pairs, respectively.

5 RESULTS

5.1 User Representations for Downstream Transfer

We present the adaptability and generality of the pretrained user representations by showing state-of-the-art performance on services

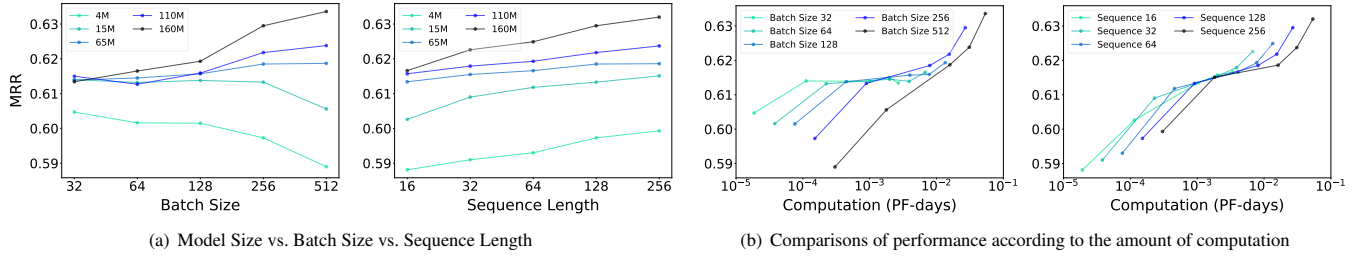


Figure 2: As more computing resources become available, we can choose how to allocate the resources when scaling up the training: larger models, larger batches, and longer sequence lengths. (a) The performance on the ICLT task when either the sequence length (128) or the batch size (256) is held fixed. (b) To evaluate the efficiency of the training schemes, we report the performance improvement in terms of the amount of training computation (PF-days). Within the same line, each dot represents a model size ranging from 4M- to 160M-parameters in increasing order.

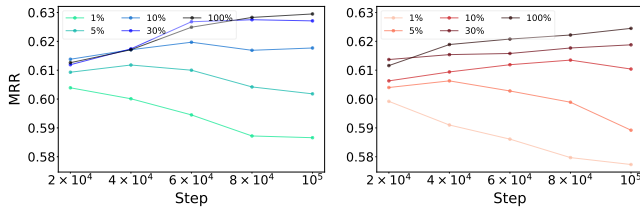


Figure 3: Performance on the ICLT task according to the number of training steps while varying the size of the training dataset from 1% to 100%. CLUE is trained with 160M parameters, sequence length (128), and batch size (256). (Left) With batch shuffling during training to help the model learn from the various negative examples. (Right) Without shuffling during training.

from a different domain and company, which data has different distributions from our pretraining data. For all seven offline tasks and one online task, we show that the simple transfer learning using CLUE remarkably outperforms the complex task-specific model trained from scratch. This empirically demonstrates the generalization ability of the pretrained features by CLUE in the user modeling area. The results are presented in Tables 3 and 4.

Result of the Pretrained User Representations. CLUE significantly outperforms the other task-agnostic methods in all the tasks and metrics. For the New Customer Booking Prediction and Favorite Webtoon Recommendation tasks, CLUE outperforms ShopperBERT and SimCLR by over 10.0 ~ 16.9% in terms of MRR. CLUE achieves 0.4713 and 0.3653 MRR scores on Marketing Message Recommendation and Online Travel Agency Recommendation, that is a 2.9 ~ 9.7% and 7.0 ~ 7.7% increase compared to the MRR score of ShopperBERT and SimCLR, respectively. In the Product Collection Recommendation and News View Recommendation tasks, CLUE shows the performance improvement with 3.2 ~ 4.3% and 2.0 ~ 4.7% compared to ShopperBERT and SimCLR, respectively. These results support the efficacy of our CLIP-style multi-service contrastive learning.

For the Inter-Company-Level Transfer task, the results of CLUE on the MRR metric is higher than that of SimCLR by 7.6%. ShopperBERT cannot be evaluated on the ICLT task due to its product

ID-based MLM loss, since the target company uses different product IDs from our system.

Comparison with Task-specific Models. We compare CLUE with three task-specific models including DeepFM, BST, and LightGCN. LightGCN is excluded for News View Recommendation because of Out-Of-Memory (OOM) problems. For all the tasks and metrics, CLUE outperforms task-specific models with meaningful margins, in particular, on MMR by 6.5%. It is worth noting that the transfer learning with the user representations by CLUE results in consistent performance gains in challenging real-world downstream applications, showcasing the effectiveness of the proposed CLUE-based user representation learning.

Also, we report the results of a hybrid approach combining user features from CLUE and a task-specific model with historical logs. This hybrid shows the best performances on most tasks and metrics except for Marketing Message Recommendation. These results support our CLUE can be complementary with task-specific models and improve the conventional methods by providing generalized user features.

Online Results. We conducted an online test for Product Collection Recommendation task on our in-house e-commerce platform for five days in November 2021. We split the users into three groups—new, cold, and heavy—based on their engagement frequency for each service. The user group ‘new’ corresponds to users with no recorded behavior on the service for the past month. The user group ‘cold’ corresponds to the bottom 10% in terms of the amount of activity while the group ‘heavy’ represents the top 10%. The results are presented in Table 4.

Compared with the conventional baseline TopPop, which recommends the most popular items to any user, CLUE (120M) significantly increased the Click-Through-Rate (CTR) engagement by 7.3%. As a task-specific model, we employ GNN [21] which is a random-walk based graph representation learning method. CLUE (120M) comfortably outperforms GNN by 4.4% in terms of CTR engagement. It is worth mentioning that CLUE (120M) obtains more CTR engagement than CLUE (15M). The result verifies that the universal scaling law still works in online scenarios.

Furthermore, we investigate how the models perform with different user segments. For user groups ‘new’ and ‘cold’, the user representation pretrained by CLUE, significantly improves CTR

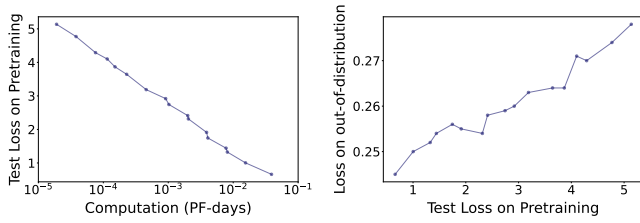


Figure 4: (Left) Log-linear plot between the test loss on the pretraining distribution and the computation (PF-days). This shows that the pretraining learning curve has a power-law scaling as a function of the total training computation (PF-days) when not bottlenecked by other factors. (Right) The generalization on downstream tasks depends on the test loss of pretraining. We observe a strong trend that a lower loss on the in-distribution data results in a lower loss on the out-of-distribution data.

compared to GNN. In particular, the CTR of GNN is lower than that of TopPop for the ‘new’ user group that lacks behavior logs, while CLUE consistently shows outstanding performances. Interestingly, as the amount of task-specific history logs increases from ‘new’ group to ‘heavy’ group, the CTR difference between GNN and CLUE decreases. We conjecture that CLUE might provide more generalized user representation for new and cold users, thus contributing to practical applications.

5.2 Scaling Laws and Generalization

Recently, several lines of work empirically demonstrate the existence of a scaling law, where the training error scales as a power-law with model capacity, data size, and the amount of computation [4, 6, 22, 46]. Studies on the scaling law significantly broadened the field of reasoning, but the findings are mostly restricted to NLP and computer vision. In this subsection, we empirically observe the power-law decrease of the pretraining error in user modeling areas w.r.t. scales. The computation (PF-days) is calculated as $6 \times \#$ of parameters \times batch size \times # of training steps \times sequence length divided by one PF-day = 8.64×10^{19} . We train all models for 100,000 steps.

Performance on Scale. In contrast to existing work on the scaling law in other domains, we observe that the performance of the model does not depend dominantly on model capacity alone in the user representation tasks (Figure 2(a)-Left). Previous studies argued that learning high-quality representations from batch-wise contrastive loss requires a sufficient amount of negative samples [9, 12, 30]. Thus, we speculate that the scaling law when learning with a contrastive objective is more complex than that of supervisory signals due to the bottleneck induced by the batch size.

CLUE’s performance grows smoothly as the sequence length of the input data increases, suggesting that user behavior models benefit from observing longer sequences of customer behavior (Figure 2(a)-Right). We can see the performance change according to the amount of training computation (Figure 2(b)). These results give us an insight

Table 5: Performance comparison of Single and Stacked Transformer encoder for CLUE. They both compete with the same GPU resources.

Tasks	Metrics	Single	Stacked
PCR	HR@10	0.5341	0.5414
	NDCG@10	0.7377	0.7418
	MRR	0.6808	0.6857
ICLT	HR@10	0.4956	0.5081
	NDCG@10	0.6934	0.7036
	MRR	0.6333	0.6440

Table 6: Decreasing the output feature dimension of CLUE does not lead to a significant difference in the performance on the downstream (PCR) tasks.

Output Dimensions	HR@10	NDCG@10	MRR
300D	0.5414	0.7418	0.6857
2160D	0.5360	0.7390	0.6822

into how to appropriately allocate computing resources for efficient training schemes.

We further conduct an experiment on increasing the training dataset size from 1% to 100%. Figure 3 shows the performance on the Inter-Company-Level Transfer task according to the number of training steps. The result is consistent with the trend in other domains that scaling up the training dataset leads to a strict performance improvement on the downstream tasks [6, 22, 46]. Interestingly, we can observe the considerable positive effects of batch shuffling. It is also surprising that CLUE trained on 10% of the dataset—using only 1,130,000 users—with random shuffling can achieve competitive results with the LightGCN trained on the full dataset of historical logs on the Inter-Company-Level Transfer task. From the results of Figures 2, 3, and 4, we can conclude that all four factors must scale up in tandem for optimal performance.

Generalization on Other Data Distributions. The in-distribution test loss as a function of computation is shown in Figure 4-Left. We empirically verify that the loss on the pretraining dataset improves smoothly with more computation. This result aligns with the reports in other domains, which has shown that increasing the amount of computation positively affects the performance of pretrained models [6, 22, 46]. Moreover, when we transfer knowledge to datasets with a different distribution than the one used during pretraining, the resulting test losses show a strong correlation with the pretraining performance. These results indicate that generalization ability to various data distributions is strongly dependent on the pretraining test loss (Figure 4-Right).

5.3 Ablation Study on Encoder Architectures

Efficacy of Stacked Transformers. We conduct an ablation study to analyze the importance of stacked Transformers, i.e., the Item Transformer and the Service Transformer, in our model. To make

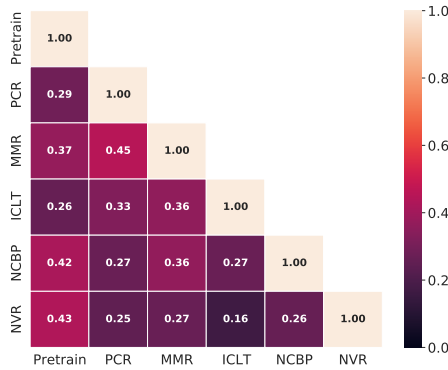


Figure 5: The Kendall rank correlation of the token distribution between the pretraining and downstream domains. We use the user behavior logs u to calculate the token distributions.

the comparisons fair, we train a 235M single Transformer encoder with sequence length 2,048, batch size 256 and the same GPU resources as the best CLUE model. As presented in Table 5, our proposed architecture performs better than the single Transformer encoder with the same configuration. We conjecture that separating the encoding process enhances the representation quality of the encoder. Furthermore, our stacking approach allows our model to observe more user behaviors compared to when a single Transformer is used.

Output Dimensions. The final user feature dimensions of the non-curated best CLUE model is 2,160. The 2,160 feature dimensions for whole users results in a size of 153 GB when stored in half-precision floating-point format. If we slightly increase the loading time or the number of services, the storage becomes too large to handle. Thus, we conduct an experiment on whether the output dimension of CLUE affects its performance. We added a single MLP layer for reducing the dimension of the encoder outputs. Table 6 shows that decreasing the output dimension does not lead to any performance degradation on the downstream transfer tasks.

6 LIMITATIONS

Although we have adopted a scaling-up strategy, we believe that a one-size-fits-all approach to the user modeling area will be very challenging, and there will still be tricky downstream tasks that have not yet been addressed. The domain of the pretrain data can be a constraint for the model to learn a complete general-purpose user representation. Thus, we investigate the relationship between similarity of source and target domain with performance on the target task. Recently, Gururangan et al. [17] investigated whether it is helpful to transfer a pretrained model to the domain of a target task. They used the vocabulary overlap (%) to measure the similarities between the source and the target domains. Since it is difficult to measure the vocabulary overlap of the user behavior dataset between different domains, we estimate the Kendall rank correlation [1] using the token distribution of the user behavior logs of each domain.

Figure 5 shows the correlation across the datasets. We observe that the correlation and performance improvement does not align

perfectly. According to the results of Table 3 and Figure 5, the correlation and the relative performance increase of CLUE against the task-specific models shows a strong trend, but in the case of News View Recommendation, despite the very high correlation values for the pretraining dataset, the performance gain of the CLUE is only 1.7%. Our work have not made much progress towards finding a criteria for a well-transferable domain. A more careful study of this subject is left for future research.

7 RELATED WORK

Contrastive Learning. Contrastive learning [18] aims to learn high-quality representations by contrasting positive sample pairs against negative sample pairs. Chen et al. [9] and Caron et al. [7] demonstrated that contrastive visual representation learning could produce comparable results to the supervised method on several vision tasks. These approaches have been popularized for other domains, such as language modeling [13] and speech recognition [3]. Recently, Akbari et al. [2] and Radford et al. [34] presented a method for learning a flexible prediction space for different modalities by employing contrastive losses to train the model. Although these methods have achieved remarkable successes in various fields, there is still a lack of research in user representation learning areas. Therefore, this work is one of the pioneering studies that utilize contrastive learning for user representation learning.

Scaling Law. Over the decades, the connection between scaling and generalization has been studied broadly from both theoretical and empirical perspectives [4, 6, 20, 22, 28, 46]. Several studies theoretically demonstrated that the training error scales as a power-law with larger model capacity and more data [4, 20, 28]. Recent research focuses on empirical analysis of scaling laws for real-world applications [6, 22, 46]. These works showed that scaling up the model and dataset size is a promising approach for achieving outstanding performances in several NLP and computer vision tasks, e.g., machine translation, generative modeling and image recognition.

General-Purpose User Representation Learning. Compared to task-specific user representation learning, the research about the general-purpose user representation learning is still in its early stage. Yuan et al. [45] continually learn user representations on multiple tasks with a single model without network expansion and catastrophic forgetting. Zhu et al. [47] propose a cross-domain meta-network which generates a personalized bridge function of user’s preferences from the source domain to the target domain. Inspired by the great successes in NLP, Qiu et al. [33] trains two self-supervision tasks to utilize the different reviews in multiple datasets to model the user representation. Wu et al. [44] contrastively pretrain user models to effectively capture the relations between user behaviors and inherent user interests. Note that these models are all restricted to fine-tuning based approaches [33, 44, 45, 47]. The recent progress in general representation learning naturally attempts to build more efficient and widely adaptable user representations. Gu et al. [15] employ a novel objective function named behavioral consistency loss to preserve the user’s long-term interest and benefit from diverse behaviors. Sun et al. [40] present interest-oriented contrastive learning, which maximizes the agreement between short- and long-term interest representations of the same users. These methods can be

applicable to numerous downstream tasks without further modifications [15, 40].

Following the previous studies, we focus on learning adaptable, general user representations and connecting the bridge between user representation learning and the empirical scaling law.

8 CONCLUSION AND IMPACT

We explore whether the success of task-agnostic pretraining in other domains can be valid in user modeling areas. We present CLUE trained on the billion scale real-world user behavior data to learn general-purpose user representations. We benchmark the various downstream tasks with a simple MLP, and achieve promising results, including company-level transferring task. We further investigate the empirical scaling laws and the generalization ability of our method, and find that the power-law learning curve as a function of computation (PF-days) is observed in the experiments. Despite remaining limitations, we believe that our empirical analysis can share useful insights on large-scale learning for user representations with user modeling and recommender system communities.

ACKNOWLEDGMENTS

The authors would like to thank the NAVER CLOVA ML X team for insightful comments and discussions. We would also like to thank the NAVER Smart Machine Learning (NSML) platform team [24, 41] for their critical work on the software and hardware infrastructure on which all the experiments were performed.

REFERENCES

- [1] Hervé Abdi. 2007. The Kendall rank correlation coefficient. *Encyclopedia of Measurement and Statistics*. Sage, Thousand Oaks, CA (2007), 508–510.
- [2] Hassan Akbari, Linagzhe Yuan, Rui Qian, Wei-Hong Chuang, Shih-Fu Chang, Yin Cui, and Boqing Gong. 2021. Vatt: Transformers for multimodal self-supervised learning from raw video, audio and text. In *NeurIPS*.
- [3] Alexei Baevski, Yuhao Zhou, Abdelrahman Mohamed, and Michael Auli. 2020. wav2vec 2.0: A Framework for Self-Supervised Learning of Speech Representations. In *NeurIPS*.
- [4] Yasaman Bahri, Ethan Dyer, Jared Kaplan, Jaehoon Lee, and Utkarsh Sharma. 2021. Explaining neural scaling laws. *arXiv preprint arXiv:2102.06701* (2021).
- [5] Rishi Bommasani, Drew A Hudson, et al. 2021. On the Opportunities and Risks of Foundation Models. *arXiv preprint arXiv:2108.07258* (2021).
- [6] Tom Brown, Benjamin Mann, Nick Ryder, Melanie Subbiah, Jared D Kaplan, et al. 2020. Language Models are Few-Shot Learners. In *Advances in Neural Information Processing Systems*, H. Larochelle, M. Ranzato, R. Hadsell, M. F. Balcan, and H. Lin (Eds.), Vol. 33. Curran Associates, Inc., 1877–1901.
- [7] Mathilde Caron, Ishan Misra, Julien Mairal, Priya Goyal, Piotr Bojanowski, and Armand Joulin. 2020. Unsupervised learning of visual features by contrasting cluster assignments. In *NeurIPS*.
- [8] Qiwei Chen, Huan Zhao, et al. 2019. Behavior sequence transformer for e-commerce recommendation in alibaba. In *Proceedings of the 1st International Workshop on Deep Learning Practice for High-Dimensional Sparse Data*. 1–4.
- [9] Ting Chen, Simon Kornblith, Mohammad Norouzi, and Geoffrey Hinton. 2020. A simple framework for contrastive learning of visual representations. In *ICML*.
- [10] Zihang Dai, Hanxiao Liu, Quoc V Le, and Mingxing Tan. 2021. CoAtNet: Marrying Convolution and Attention for All Data Sizes. In *NeurIPS*.
- [11] Jacob Devlin, Ming-Wei Chang, Kenton Lee, et al. 2019. Bert: Pre-training of deep bidirectional transformers for language understanding. In *NAACL*.
- [12] Luyu Gao, Yuni Zhang, Jiawei Han, and Jamie Callan. 2021. Scaling deep contrastive learning batch size under memory limited setup. In *Proceedings of the 6th Workshop on Representation Learning for NLP (RepL4NLP-2021)*. 316–321.
- [13] Tianyu Gao, Xingcheng Yao, and Danqi Chen. 2021. SimCSE: Simple Contrastive Learning of Sentence Embeddings. In *EMNLP*.
- [14] Priya Goyal, Mathilde Caron, Benjamin Leflaudeux, Min Xu, Pengchao Wang, Vivek Pai, et al. 2021. Self-supervised pretraining of visual features in the wild. *arXiv preprint arXiv:2103.01988* (2021).
- [15] Jie Gu, Feng Wang, Qinghui Sun, et al. 2021. Exploiting Behavioral Consistency for Universal User Representation. In *AAAI*.
- [16] Huifeng Guo, Ruiming Tang, Yunming Ye, Zhenguo Li, and Xiuqiang He. 2017. DeepFM: a factorization-machine based neural network for CTR prediction. In *IJCAI*.
- [17] Suchin Gururangan, Ana Marasović, Swabha Swayamdipta, Kyle Lo, Iz Beltagy, Doug Downey, and Noah A Smith. 2020. Don't stop pretraining: adapt language models to domains and tasks. In *ACL*.
- [18] Raia Hadsell, Sumit Chopra, and Yann LeCun. 2006. Dimensionality reduction by learning an invariant mapping. In *CVPR*. 1735–1742.
- [19] Xiangnan He, Kuan Deng, Xiang Wang, Yan Li, Yongdong Zhang, and Meng Wang. 2020. Lightgcn: Simplifying and powering graph convolution network for recommendation. In *SIGIR*. 639–648.
- [20] Marcus Hutter. 2021. Learning Curve Theory. *arXiv preprint arXiv:2102.04074* (2021).
- [21] Jisu Jeong, Jeong-Min Yun, Hongi Keam, et al. 2020. div2vec: Diversity-Emphasized Node Embedding. In *ImpactRS Workshop at Recsys 2020*.
- [22] Jared Kaplan, Sam McCandlish, Tom Henighan, Tom B Brown, et al. 2020. Scaling laws for neural language models. *arXiv preprint arXiv:2001.08361* (2020).
- [23] Boseop Kim, Hyungseok Kim, Sang-Woo Lee, et al. 2021. What Changes Can Large-scale Language Models Bring? Intensive Study on HyperCLOVA: Billions-scale Korean Generative Pretrained Transformers. In *EMNLP*.
- [24] Hanjoo Kim, Minkyu Kim, Dongjoo Seo, Jinwoong Kim, Heungseok Park, Soeun Park, et al. 2018. Nsm1: Meet the mlaas platform with a real-world case study. *arXiv preprint arXiv:1810.09957* (2018).
- [25] Thomas N Kipf and Max Welling. 2017. Semi-supervised classification with graph convolutional networks. In *ICLR*.
- [26] Ilya Loshchilov and Frank Hutter. 2017. Sgdr: Stochastic gradient descent with warm restarts. In *ICLR*.
- [27] Ilya Loshchilov and Frank Hutter. 2019. Decoupled weight decay regularization. In *ICLR*.
- [28] Hrushikesh N Mhaskar. 1996. Neural networks for optimal approximation of smooth and analytic functions. *Neural computation* 8, 1 (1996), 164–177.
- [29] Paulius Micikevicius, Sharan Narang, Jonah Alben, Gregory Diamos, et al. 2018. Mixed precision training. In *ICLR*.
- [30] Jovana Mitrovic, Brian McWilliams, Jacob Walker, et al. 2021. Representation learning via invariant causal mechanisms. In *ICLR*.
- [31] Razvan Pascanu, Tomas Mikolov, and Yoshua Bengio. 2013. On the difficulty of training recurrent neural networks. In *ICML*.
- [32] Adam Paszke, Sam Gross, Francisco Massa, Adam Lerer, et al. [n. d.]. Pytorch: An imperative style, high-performance deep learning library. In *NeurIPS*.
- [33] Zhaopeng Qiu, Xian Wu, Jingyue Gao, and Wei Fan. [n. d.]. U-BERT: Pre-training User Representations for Improved Recommendation. In *AAAI*.
- [34] Alec Radford, Jong Wook Kim, Chris Hallacy, Aditya Ramesh, et al. 2021. Learning transferable visual models from natural language supervision. In *ICML*.
- [35] Jack W Rae, Sebastian Borgeaud, Trevor Cai, Katie Millican, et al. 2021. Scaling Language Models: Methods, Analysis & Insights from Training Gopher. *arXiv preprint arXiv:2112.11446* (2021).
- [36] Samyam Rajbhandari, Jeff Rasley, et al. 2020. Zero: Memory optimizations toward training trillion parameter models. In *SC20: International Conference for High Performance Computing, Networking, Storage and Analysis*. IEEE, 1–16.
- [37] Nils Reimers and Iryna Gurevych. 2019. Sentence-bert: Sentence embeddings using siamese bert-networks. In *EMNLP*.
- [38] Steffen Rendle. 2010. Factorization machines. In *2010 IEEE International conference on data mining*. IEEE, 995–1000.
- [39] Kyuyong Shin, Hanock Kwak, Kyung-Min Kim, Minkyu Kim, Young-Jin Park, Jisu Jeong, and Seungjae Jung. 2021. One4all User Representation for Recommender Systems in E-commerce. *arXiv preprint arXiv:2106.00573* (2021).
- [40] Qinghui Sun, Jie Gu, Bei Yang, Xiaoxiao Xu, et al. 2021. Interest-oriented Universal User Representation via Contrastive Learning. *arXiv preprint arXiv:2109.08865* (2021).
- [41] Nako Sung, Minkyu Kim, Hyunwoo Jo, Youngil Yang, Jingwoong Kim, Leonard Lausen, Youngkwan Kim, et al. 2017. Nsm1: A machine learning platform that enables you to focus on your models. *arXiv preprint arXiv:1712.05902* (2017).
- [42] Changhan Wang, Kyunghyun Cho, and Jiatao Gu. 2020. Neural machine translation with byte-level subwords. In *AAAI*.
- [43] Zirui Wang, Jiahui Yu, Adams Wei Yu, Zihang Dai, Yulia Tsvetkov, and Yuan Cao. 2022. SimVlm: Simple visual language model pretraining with weak supervision. In *ICLR*.
- [44] Chuhan Wu, Fangzhao Wu, Yang Yu, Tao Qi, Yongfeng Huang, and Xing Xie. 2021. UserBERT: Contrastive User Model Pre-training. *arXiv preprint arXiv:2109.01274* (2021).
- [45] Fajie Yuan, Guoxiao Zhang, Alexandros Karatzoglou, et al. 2021. One person, one model, one world: Learning continual user representation without forgetting. In *SIGIR*. 696–705.
- [46] Xiaohua Zhai, Alexander Kolesnikov, Neil Houlsby, and Lucas Beyer. 2021. Scaling vision transformers. *arXiv preprint arXiv:2106.04560* (2021).
- [47] Yongchun Zhu, Zhenwei Tang, et al. 2021. Personalized Transfer of User Preferences for Cross-domain Recommendation. *arXiv preprint arXiv:2110.11154* (2021).

A SYNTHETIC USER BEHAVIOR DATASET EXAMPLES

Item description

Search query

Mapo Han River Metro Xi → Pororo Camping Car
→ Geomdan Kumho New Town → Squid Game →
Secret Forest Broadcast Time → Bookshelf → Home
Surveillance Camera → Mapo Ehak Galbi

Purchased product description

Latex Powder Free Gloves → Conte quilted Vest zip up
→ Multi-use Super Silicone Broom → Children Kids
Junior Basic T-Shirts → Comfortable Corduroy Leg-
gings Pants for Weekly → High Quality Expert Olive
Oil → Illy Coffee Capsules → Children's Bedroom
Slippers Chandelier

Item tokens

Search query tokens

[[26521, 22276, 38343, 12161, 0],
[3097, 15940, 10626, 653, 0],
[1658, 598, 8999, 32855, 0],
[16499, 303, 4334, 5118, 1371],
[35858, 0, 0, 0, 0],
[1568, 891, 742, 0, 0],
[6759, 347, 67, 30617, 0],
[26521, 264, 643, 4109, 0]]

Purchased product description tokens

[[333, 9874, 20235, 14771, 0, 0],
[16436, 25190, 356, 676, 7121, 20382],
[12666, 3047, 1567, 5076, 16910, 0],
[12859, 11709, 19096, 5936, 810, 0],
[590, 8746, 1593, 291, 29324, 17274],
[9545, 8866, 2966, 290, 422, 4537],
[4909, 26935, 4479, 0, 0, 0],
[23035, 24403, 350, 12859, 11975, 13475]]

B BEST MODEL HYPERPARAMETERS

Table 7: Best CLUE model hyperparameters. The hyperparameters are same for both Item and Service Transformer.

Hyperparameter	Value
Vocabulary size	50,257
Micro-batch size	4
Global-batch size	256
Max sequence length	512
Embedding dimension	720
Feedforward network dimension	2,880
Layers	8
Heads	6
Dropout rate	0.1
Adam β_1	0.9
Adam β_2	0.98
Adam ϵ	10^{-6}

C INTER-COMPANY-LEVEL TRANSFER FRAMEWORK

We investigate the company-level transferability of CLUE by validating on the ICLT task. To achieve this, we collect user logs from a beauty item service provided by another company on the same open market platform as NAVER Shopping but operated independently as shown in Figure 6. We apply a feature-based approach with a simple MLP using user features from the target company data.

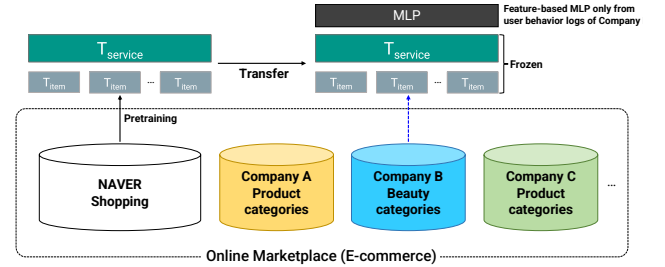


Figure 6: Overall framework of the Inter-Company-Level-Transfer task. CLUE pretrained on NAVER's shopping data provides downstream user representations extracted from the user behavior logs of other companies. Such user representations are then projected by a simple MLP for the downstream task.