

# Decentralized Multi-Armed Bandit Can Outperform Classic Upper Confidence Bound

Jingxuan Zhu      Ethan Mulle      Christopher Salomon Smith      Ji Liu\*

## Abstract

This paper studies a decentralized multi-armed bandit problem in a multi-agent network. The problem is simultaneously solved by  $N$  agents assuming they face a common set of  $M$  arms and share the same mean of each arm’s reward. Each agent can receive information only from its neighbors, where the neighbor relations among the agents are described by a directed graph whose vertices represent agents and whose directed edges depict neighbor relations. A fully decentralized multi-armed bandit algorithm is proposed for each agent, which twists the classic consensus algorithm and upper confidence bound (UCB) algorithm. It is shown that the algorithm guarantees each agent to achieve a better logarithmic asymptotic regret than the classic UCB provided the neighbor graph is strongly connected. The regret can be further improved if the neighbor graph is undirected.

## 1 Introduction

Multi-armed bandit (MAB) is a basic but fundamental reinforcement learning problem which has a wide range of applications in natural and engineered systems including clinical trials, adaptive routing, cognitive radio networks, and online recommendation systems [1]. The problem has various formulations. In a classical and conventional MAB problem setting, a single decision maker (or player) makes a sequential decision to select one arm at each discrete time from a given finite set of arms (or choices) and then receives a reward corresponding to the chosen arm, generated according to a random variable with an unknown distribution. In general, different arms have different distributions and reward means. The target of the decision maker is to minimize its cumulative expected regret, i.e., the difference between the decision maker’s accumulated (expected) reward and the maximum which could have been obtained had the reward information been known. For this conventional MAB problem, both lower and upper bounds on the asymptotic regret were derived in the seminal work [2], and classic UCB algorithms were proposed in [3] which achieve an  $O(\log T)$  regret. Since multi-armed bandits have been studied for decades, it is impossible to survey the entire bandit literature here. For an introductory survey, see a recent book [4].

Over the past decade, our social networks, communication infrastructure, data centers, and societal systems have become increasingly massive and complex, which can all be modeled as networked multi-agent systems. In such a large-scale multi-agent network, e.g. a sensor network and a

---

\*J. Zhu and E. Mulle are with the Department of Applied Mathematics and Statistics at Stony Brook University ([jingxuan.zhu](mailto:jingxuan.zhu@stonybrook.edu), [ethan.mulle](mailto:ethan.mulle@stonybrook.edu))@stonybrook.edu). C.S. Smith is with the Department of Computer Science at Stony Brook University ([christopher.s.smith@stonybrook.edu](mailto:christopher.s.smith@stonybrook.edu)). J. Liu is with the Department of Electrical and Computer Engineering at Stony Brook University ([ji.liu@stonybrook.edu](mailto:ji.liu@stonybrook.edu)).

multi-robot system, the need for decentralized information processing and decision making arises naturally since the sensors or robots in the network are equipped with on-board processors and are physically separated from each other. Concurrently, the emerging big data era brings restrictions on information flow to human-involved networks, primarily due to privacy concerns, and thus precludes conventional centralized and parallel information processing and decision making algorithms, which typically rely on a center collecting all information or taking the lead. Therefore, there is ample motivation to develop multi-agent, decentralized, multi-armed bandit algorithms.

Over the past year, there has been increasing interest to extend conventional single-player bandit settings to multi-player frameworks. Notable examples include [5–18], to name a few. Among all the existing multi-agent settings, we are motivated by a cooperative setting which makes use of a consensus process [19, 20] among all agents. Such a setting was first proposed in [16] with homogeneous reward distributions, i.e., all agents share the same distribution of each arm’s reward. The problem has recently attracted increasing attention and quite a few different consensus-based decentralized algorithms have been proposed and developed [16, 17, 21–25]. Note that in such a homogeneous reward distribution setting, each agent in a network actually can independently learn an optimal arm using any conventional single-agent UCB algorithm, ignoring any information received from other agents. Notwithstanding, all the existing algorithms for the decentralized multi-armed bandit problem with homogeneous reward distributions require that each agent be aware of certain network-wise global information, such as spectral properties of the underlying graph, or total number of agents in the network, or global ordering (i.e., each agent has a unique identification number). Such a requirement leads to a counterintuitive observation: compared with the conventional single agent case, each agent in a multi-agent network can collect more arm-related information while its bandit learning becomes more restrictive or less independent. Motivated by this issue, this paper aims to develop a fully decentralized multi-armed bandit algorithm for a general directed graph, which does not require any global information, and further shows that the decentralized algorithm can ensure each agent in the network learns faster in contrast to the conventional single-agent case.

**Related Work** Multi-agent MAB problems have been studied in various settings [5–18]. For example, [5, 6, 9, 26] preclude communications among agents but allow them to receive “collision” signals when more than one agent selects the same arm, which has applications in wireless communication and cognitive radio. A distributed setting with a central controller is studied in [13, 27] in a federated learning context. Other federated bandit settings are considered in [12, 24, 28] with additional focus on theoretical privacy preservation.

Consensus-based decentralized MAB algorithms are developed in [16, 17, 21–23, 29] for homogeneous reward distributions in a cooperative multi-agent setting. Very recently, cooperative multi-agent bandits have been extended to heterogeneous reward settings, that is, different agents may have different reward distributions and means for each arm. A heterogeneous decentralized problem is solved in [24] using the idea of gossiping to improve communication efficiency and privacy. All these consensus- or gossip-based MAB algorithms require global information. An exception is [30] which considers a heterogeneous setting but focuses on a complete graph, which implicitly allows each agent to collect all other agents’ information.

**Technical Challenges** The design of a suitable upper confidence bound function is a critical step in crafting a multi-armed bandit algorithm for the conventional single-agent case, which determines the decision of which arm to choose at each time and thus plays an important role in

quantifying the cumulative regret. Such a relationship between upper confidence bound and regret becomes much more complicated in the decentralized setting because with the agents’ information propagating over the network, each individual agent’s regret is coupled with all the other agents’ upper confidence bound functions. This is likely the reason why all the existing algorithms for a similar decentralized multi-armed bandit problem under consideration require that each agent be aware of certain network-wise information, such as spectral properties of the underlying graph or total number of agents in the network [16, 17, 21–23]. Thus, the key technical challenge here is how to design a fully local upper confidence bound function for each agent, which does not require any global information. To achieve this, we aim to bound the variance proxy of each agent’s local estimate of each arm’s sample mean by a function of the agent’s local sample counter, in contrast to a function of all  $N$  agents’ sample counters used in the existing literature. To this end, another salient challenge arises, due to information latency. Although each agent can directly or indirectly receive processed information from all other agents in a connected network, it takes extra time from the agents other than its neighbors. Thus, the information each agent receives does not reveal the “current” states of all other agents. Meanwhile, each agent may have different exploration trajectories of the arms. Information coupling and latency may further increase this exploration “imbalance” among the network, leading to poor learning performance of those agents with relatively insufficient exploration. This is a typical bottleneck of multi-armed bandit learning processes. To tackle this, we design a local decision making criterion which provably bounds the difference between each agent’s local sample number and the maximal number of samples over the network. The criterion enables the explorations of each arm among all the agents approximately “on the same page” and thus gets around the “imbalance” bottleneck.

**Contributions** We propose a fully decentralized multi-armed bandit algorithm for directed, strongly connected graphs, without requiring any global information. The algorithm is shown to guarantee that each agent achieves a better logarithmic asymptotic regret than the classic single-agent UCB1 algorithm. It appears that our work provides the first fully decentralized multi-armed bandit algorithm for directed graphs, with a provable regret guarantee for strongly connected graphs. Extensive simulations show that the algorithm also works for more general weakly connected graphs. For the special case when the underlying graph is undirected, our algorithm can be modified to have a further improved regret which reflects the effect of each agent’s degree centrality in the graph. In this case, the algorithm enables faster learning for any agent in the network contrasted with the UCB1 algorithm, as long as the agent has at least one neighbor.

## 2 Problem Formulation

As mentioned in the introduction, we are interested in a decentralized multi-armed bandit problem formulated as follows. Consider a multi-agent network consisting of  $N$  agents (or players). For presentation purposes, we label the agents from 1 through  $N$ . It is worth emphasizing that the agents are not aware of such a global labeling, but each agent can differentiate between its neighbors. The neighbor relations among the  $N$  agents are described by a directed graph  $\mathbb{G} = (\mathcal{V}, \mathcal{E})$  with  $N$  vertices, where the vertex set  $\mathcal{V} = [N] \triangleq \{1, 2, \dots, N\}$  represents the  $N$  agents and the set of directed edges (or arcs)  $\mathcal{E}$  depicts the neighbor relations where agent  $j$  is a neighbor of agent  $i$  whenever  $(j, i)$  is a directed edge in  $\mathbb{G}$ . Each agent can receive information only from its neighbors (i.e., lies in its neighbors’ broadcast ranges). Thus, the directions of directed edges represent the directions of information flow. For convenience, we assume each agent is a neighbor of itself, or

equivalently, each vertex of  $\mathbb{G}$  has a self-arc. Clearly, a directed graph  $\mathbb{G}$  may allow uni-directional communication among the agents. In the case when  $(i, j)$  is an edge in  $\mathbb{G}$  as long as  $(j, i)$  is an edge in the graph,  $\mathbb{G}$  becomes an undirected graph which only allows bi-directional communication.

All  $N$  agents face a common set of  $M$  arms (or decisions) which is denoted by  $[M] \triangleq \{1, 2, \dots, M\}$ . At each discrete time  $t \in \{0, 1, 2, \dots, T\}$ , each agent  $i$  makes a decision on which arm to select from the  $M$  choices, and the selected arm is denoted by  $a_i(t)$ . If agent  $i$  selects an arm  $k$ , it will receive a random reward  $X_{i,k}(t)$ . For each  $i \in [N]$  and  $k \in [M]$ ,  $\{X_{i,k}(t)\}_{t=1}^T$  is an unknown i.i.d. random process. For each arm  $k \in [M]$ , all  $X_{i,k}(t)$ ,  $i \in [N]$ , share the same expectation  $\mu_k$ . It is worth emphasizing that this setting allows different agents to have different reward probability distributions for each arm, so long as their means are the same. Without loss of generality, we assume that all  $X_{i,k}(t)$  have bounded support  $[0, 1]$  and that  $\mu_1 \geq \mu_2 \geq \dots \geq \mu_M$ , which implies that arm 1 has the largest reward mean and thus is always an optimal choice.

The goal of the decentralized multi-armed bandit problem just described is to devise a decentralized algorithm for each agent in the network which will enable agent  $i$  to minimize its expected cumulative regret, defined as

$$R_i(T) = T\mu_1 - \sum_{t=1}^T \mathbf{E} [X_{a_i(t)}],$$

at an order at least as good as  $R_i(T) = o(T)$ , i.e.,  $R_i(T)/T \rightarrow 0$  as  $T \rightarrow \infty$ , for all  $i \in [N]$ .

It is worth re-emphasizing that all the existing algorithms [16, 17, 21–23] for the above decentralized MAB problem require each agent to make use of certain network-wide global information such as the spectral properties of the neighbor graph or total number of agents in the network. In the next section, we propose a fully decentralized multi-armed bandit algorithm which does not require any global information.

### 3 Algorithm

We begin with some important variables to help present our algorithm.

**Local sample counter:** Let  $n_{i,k}(t)$  be the number of times agent  $i$  pulls arm  $k$  by time  $t$ .

**Local sample mean:** Let  $\mathbb{1}(\cdot)$  be the indicator function that returns 1 if the statement is true and 0 otherwise. Define

$$\bar{x}_{i,k}(t) = \frac{1}{n_{i,k}(t)} \sum_{\tau=0}^t \mathbb{1}(a_i(\tau) = k) X_{i,k}(\tau), \quad (1)$$

which represents the average reward that agent  $i$  receives from arm  $k$  until time  $t$ . This is analogous to how a single agent estimates the reward mean in UCB1 [3].

**Two local estimates:** Each agent can have more sample information and a more accurate reward mean estimate for each arm by exploiting information received from its neighbors, since all the agents are simultaneously exploring the arms. To this end, each agent  $i$  uses two variables,  $m_{i,k}(t)$  and  $z_{i,k}(t)$ , to locally estimate two pieces of global information, the maximal number of samples of arm  $k$  pulled among all the  $N$  agents till time  $t$ ,  $\max_{j \in [N]} n_{j,k}(t)$ , and the sample mean of arm  $k$  among all the  $N$  agents, respectively. At each time  $t$ , each agent  $i$  updates its  $z_{i,k}(t)$  and  $m_{i,k}(t)$

as follows:

$$m_{i,k}(t+1) = \max \{n_{i,k}(t+1), m_{j,k}(t), j \in \mathcal{N}_i\}, \quad (2)$$

$$z_{i,k}(t+1) = \sum_{j \in \mathcal{N}_i} w_{ij} z_{j,k}(t) + \bar{x}_{i,k}(t+1) - \bar{x}_{i,k}(t), \quad (3)$$

where  $\mathcal{N}_i$  denotes the set of neighbors of agent  $i$  including itself, and  $w_{ij}$ ,  $j \in \mathcal{N}_i$ , are “consensus” weights to be designed using local information only. It is worth emphasizing that both  $m_{i,k}(t)$  and  $z_{i,k}(t)$  are updated in a distributed manner as only information from agent  $i$ ’s neighbors are needed.

The updates (2) and (3) are intended to reach an “approximate” agreement on the two estimates among the  $N$  agents. The update (2) makes use of the idea of max-consensus [31]. The update (3) consists of two components,  $\sum_{j \in \mathcal{N}_i} w_{ij} z_{j,k}(t)$ , a linear consensus term, and  $\bar{x}_{i,k}(t+1) - \bar{x}_{i,k}(t)$ , which can be regarded as a local “gradient” term. Intuitively,  $z_{i,k}(t)$  is a better estimate of the reward mean compared with the local sample mean  $\bar{x}_{i,k}(t)$ , as  $z_{i,k}(t)$  exploits more sample information.

**Two local design objects:** Each agent  $i$  needs to specify two objects in its local implementation. The first object is the consensus weights  $w_{ij}$ ,  $j \in \mathcal{N}_i$ , which will be used in the update (3). Consensus algorithms have been studied for many years. We will appeal to two classic linear consensus processes: the flocking algorithm [19] and the Metropolis algorithm [32], tailored for consensus over directed graphs and average consensus over undirected graphs, respectively. The second object is the upper confidence bound function  $C_{i,k}(t)$  which will be used to quantify agent  $i$ ’s belief on its estimate of arm  $k$ ’s reward mean. Upper confidence bound functions are critical in single-agent UCB algorithm design. As we will see, coordination among the agents allows us to design upper confidence bound functions “better” than that in the classic UCB1 algorithm [3]. Detailed expressions of the consensus weights and upper confidence bound functions will be specified in the theorems.

A detailed description of our decentralized UCB algorithm, named `Dec_UCB`, is presented as follows.

### 3.1 Dec\_UCB: Decentralized UCB

**Initialization:** At time  $t = 0$ , each agent  $i$  samples each arm  $k$  exactly once, setting  $m_{i,k}(0) = n_{i,k}(0) = 1$ ,  $z_{i,k}(0) = \bar{x}_{i,k}(0) = X_{i,k}(0)$ , and  $C_{i,k}(0) = 0$ .

**Iteration:** Between clock times  $t$  and  $t + 1$ ,  $t \in \{0, 1, \dots, T\}$ , each agent  $i$  performs the steps enumerated below in the order indicated.

1. **Decision Making:** Each agent  $i$  picks exactly one arm according to the following rule:

- (a) If there is no arm  $k$  such that  $n_{i,k}(t) \leq m_{i,k}(t) - M$ , agent  $i$  computes the index

$$Q_{i,k}(t) = z_{i,k}(t) + C_{i,k}(t),$$

and then pulls the arm  $a_i(t+1)$  that maximizes  $Q_{i,k}(t)$ , with ties broken arbitrarily, and receives reward  $X_{i,a_i(t+1)}(t+1)$ .

- (b) If there exists at least one arm  $k$  such that  $n_{i,k}(t) \leq m_{i,k}(t) - M$ , then agent  $i$  randomly pulls one such arm.

2. **Transmission:** Agent  $i$  broadcasts its  $m_{i,k}(t)$  and  $z_{i,k}(t)$ ; at the same time, agent  $i$  receives  $m_{j,k}(t)$  and  $z_{j,k}(t)$  from each of its neighbors  $j \in \mathcal{N}_i$ .

3. **Updating:** Each agent  $i$  updates the following variables for each arm  $k$ :

$$\begin{aligned} n_{i,k}(t+1) &= \begin{cases} n_{i,k}(t) + 1 & \text{if } k = a_i(t+1), \\ n_{i,k}(t) & \text{if } k \neq a_i(t+1), \end{cases} \\ \bar{x}_{i,k}(t+1) &= \frac{1}{n_{i,k}(t+1)} \sum_{\tau=0}^{t+1} \mathbf{1}(a_i(\tau) = k) X_{i,k}(\tau), \\ m_{i,k}(t+1) &= \max \{n_{i,k}(t+1), m_{j,k}(t), j \in \mathcal{N}_i\}, \\ z_{i,k}(t+1) &= \sum_{j \in \mathcal{N}_i} w_{ij} z_{j,k}(t) + \bar{x}_{i,k}(t+1) - \bar{x}_{i,k}(t). \end{aligned}$$

For a concise presentation of the algorithm, we refer to the pseudocode in Appendix A.

To better understand the algorithm just described, we provide the following remarks.

**Remark 1.** *In the special case when  $N = 1$ , i.e., the single-agent case, let agent  $i$  be the unique agent in the network. Clearly, there is no information transmission involved. Note that in this case,  $n_{i,k}(t)$  always equals  $m_{i,k}(t)$ , which implies that the inequality  $n_{i,k}(t) > m_{i,k}(t) - M$  always holds. Thus, at each time, the agent pulls an arm that maximizes  $Q_{i,k}(t)$ . Also, the update of  $z_{i,k}(t)$  can be simplified as  $z_{i,k}(t+1) - z_{i,k}(t) = \bar{x}_{i,k}(t+1) - \bar{x}_{i,k}(t)$ . Since  $z_{i,k}(0) = \bar{x}_{i,k}(0)$ , it follows that the reward mean estimate  $z_{i,k}(t)$  is always the same as the sample mean  $\bar{x}_{i,k}(t)$ . Therefore, *Dec-UCB* is essentially the same as the classic single-agent UCB1 algorithm proposed in [3] when  $N = 1$ .  $\square$*

Since our decentralized UCB algorithm simplifies to the classic UCB1 [3] as explained in the above remark, we will focus on our algorithm performance comparison with respect to UCB1, both theoretically and experimentally. It is worth mentioning that [3] also proposes another single-agent UCB algorithm, named UCB2.

**Remark 2.** *A key aspect of the algorithm design, which is different from classic single-agent UCB algorithms and existing decentralized MAB algorithms [16, 17, 21, 22], is the inequality criterion in the Decision Making rule (a),  $n_{i,k}(t) \leq m_{i,k}(t) - M$ . The intuition behind this is to restrict the difference between the local sample counter  $n_{i,k}(t)$  and the local estimate  $m_{i,k}(t)$ . Since the differences are uniformly bounded above by  $M$ , the inequality to some extent enables all the agents to be “consistent” in exploring the arms, that is, no agent will be behind too much in exploring any arm. The motivation in doing so is that a typical bottleneck of multi-armed bandits lies in insufficient exploration of one or more arms. In our decentralized setting, if one agent does not sufficiently explore an arm, it will affect the accuracy of the reward mean estimate of all other agents as the graph is connected in some form. Keeping the explorations of each arm among all the agents approximately “on the same page” gets around the bottleneck.  $\square$*

### 3.2 Results

To state our first result, we need the following concepts.

Let  $z_k(t)$  and  $\bar{x}_k(t)$  be the  $N$ -dimensional vectors whose  $i$ th entries equal  $z_{i,k}(t)$  and  $\bar{x}_{i,k}(t)$ , respectively. Then, the updates (3) for the  $N$  agents can be combined as

$$z_k(t+1) = W z_k(t) + \bar{x}_k(t+1) - \bar{x}_k(t), \tag{4}$$



where  $W$  is the  $N \times N$  matrix whose  $ij$ th entry equals  $w_{ij}$  if  $j \in \mathcal{N}_i$  and zero otherwise. In the case where each agent adopts the flocking algorithm [19], i.e., (5) in Theorem 1,  $W$  is a stochastic matrix whose diagonal entries are all positive. The flocking algorithm can be applied to both directed and undirected graphs. In the case where each agent adopts the Metropolis algorithm [32], i.e., (8) in Theorem 2,  $W$  is a symmetric doubly stochastic matrix whose diagonal entries are all positive. The Metropolis algorithm can only be applied to undirected graphs [32].

### 3.2.1 Strongly Connected Graphs

A directed graph is strongly connected if it has a directed path from any vertex to any other vertex. For a strongly connected graph  $\mathbb{G}$ , the distance from vertex  $i$  to another vertex  $j$  is the length of the shortest directed path from  $i$  to  $j$ ; the longest distance among all ordered pairs of distinct vertices  $i$  and  $j$  in  $\mathbb{G}$  is called the diameter of  $\mathbb{G}$ .

Let  $\Delta_k = \mu_1 - \mu_k$  for each  $k \in [M]$ , denoting the gap of reward means between arm 1 and arm  $k$ .

**Theorem 1.** *Suppose that  $\mathbb{G}$  is strongly connected and all  $N$  agents adhere to *Dec\_UCB*. Then, with*

$$C_{i,k}(t) = \sqrt{\frac{4 \log t}{3n_{i,k}(t)}} \quad \text{and} \quad w_{ij} = \frac{1}{|\mathcal{N}_i|}, \quad j \in \mathcal{N}_i, \quad (5)$$

the regret of each agent  $i \in [N]$  until time  $T$  satisfies

$$R_i(T) \leq \sum_{k:\Delta_k>0} \left( \max \left\{ \frac{16}{3\Delta_k^2} \log T, 2(M^2 + 2Md + d), L \right\} + \frac{2\pi^2}{3} + M^2 + (2M - 1)d \right) \Delta_k,$$

where  $d$  is the diameter of  $\mathbb{G}$ , and  $L$  is a constant defined in Remark 3.

Here  $|\mathcal{N}_i|$  denotes the cardinality of  $\mathcal{N}_i$ , or equivalently, the number of neighbors of agent  $i$  including itself. Thus,  $|\mathcal{N}_i|$  is always positive.

It is worth noting that the above regret bound intuitively decreases as the diameter of neighbor graph  $\mathbb{G}$  decreases or the network connectivity increases (see Remark 3).

To better understand the above theorem, let  $T$  be sufficiently large. Then, the regret bound in the theorem can be written as  $\sum_{\Delta_k>0} (\frac{16}{3\Delta_k^2} + o(1)) \log T$ . Compared with the regret bound of the classic single-agent UCB1 given in [3], which is  $\sum_{\Delta_k>0} (\frac{8}{\Delta_k} + o(1)) \log T$ , we have the following result.

**Corollary 1.** *If the neighbor graph is strongly connected, *Dec\_UCB* guarantees each agent to achieve a better logarithmic asymptotic regret than the classic UCB1.*

**Remark 3.** *It can be seen that  $W$  is an irreducible and aperiodic stochastic matrix (which holds for both Theorem 1 and Theorem 2). Then, it is well known that there exists a rank-one stochastic matrix  $W_\infty$  for which  $W^t$  converges to  $W_\infty$  exponentially fast as  $t \rightarrow \infty$  [33]. To be more precise, letting  $\rho_2$  denote the second largest among the magnitudes of the  $N$  eigenvalues of  $W$ , then  $\rho_2 \in [0, 1)$  and there exists a positive constant  $c$  such that*

$$\left| [W^t]_{ij} - [W_\infty]_{ij} \right| \leq c\rho_2^t \quad (6)$$

for all  $i, j \in [N]$ , where  $[\cdot]_{ij}$  denotes the  $ij$ th entry of a matrix. With the above  $c$  and  $\rho_2$ ,  $L$  is defined as the smallest value such that when  $t \geq L$ , there holds

$$72N \lceil c \rceil t \rho_2^{\frac{t}{12N \lceil c \rceil} - 1} < 1, \quad (7)$$

where  $\lceil \cdot \rceil$  denotes the ceiling function.

Since  $\rho_2$  is nonnegative, LHS of (7) is decreasing in terms of  $t$  when  $t$  is large enough and converges to 0 as  $t \rightarrow \infty$ , which implies that the inequality always holds after some finite time. Thus,  $L$  must be nonnegative and uniquely exist by its definition. Also, LHS is a power function of  $\rho_2$ , thus it is increasing in terms of  $\rho_2$ , i.e., the smaller  $\rho_2$  is, the smaller LHS would be, given a fixed  $t$ . In another aspect, the smaller  $\rho_2$  is, the faster the LHS converges to 0 as  $t \rightarrow \infty$ , which implies that  $L$  decreases as  $\rho_2$  decreases. Since  $\rho_2$  can be regarded as an index of connectivity of  $\mathbb{G}$  with weight matrix  $W$  in that the smaller  $\rho_2$  is, the higher connectivity the network has,  $L$  decreases as the network connectivity increases. In the special case when  $\rho_2 = 0$ , it is easy to verify that  $L = 0$ .  $\square$

**Proof Sketch of Theorem 1** The proof makes use of important properties of sub-Gaussian random variables (see Appendix B.1). Since any random variable with bounded support is sub-Gaussian, so is any  $X_{i,k}(t)$ . With this in mind, we write each  $z_{i,k}(t)$  as a linear combination of a set of sub-Gaussian random variables  $X_{j,k}(\tau)$ ,  $j \in [N]$ ,  $\tau \in \{0, 1, \dots, t\}$ , which is also sub-Gaussian due to the additivity property of sub-Gaussian random variables. A particularly important property of a sub-Gaussian random variable  $X$  with mean  $\mu$  and variance proxy  $\sigma^2$  is that  $\mathbf{P}(|X - \mu| \geq a) \leq 2e^{-\frac{a^2}{2\sigma^2}}$  holds for any non-negative  $a$ . To make use of this property, our next step is to estimate the variance proxy of  $z_{i,k}(t)$ , denoted by  $\sigma_{i,k}^2(t)$ . To this end, we first show that  $\sigma_{i,k}^2(t)$  is bounded above by a function of all  $N$  sample counters,  $n_{j,k}(t)$ ,  $j \in [N]$ , that is,  $\sigma_{i,k}^2(t) \leq f(n_{1,k}(t), n_{2,k}(t), \dots, n_{N,k}(t))$ . A critical technical challenge here is to bound the  $f$  function with a local function, i.e., a function depending only on agent  $i$ 's local sample counter  $n_{i,k}(t)$ . To tackle this, we invoke the key algorithm step in `Dec_UCB`, which is the inequality criterion in the Decision Making rule (a), designed to ensure all the agents will be ‘‘consistent’’ in exploring each arm (see Remark 2). Using this ‘‘consistency’’, we are able to replace the  $f$  function with a local function  $g$  with which  $\sigma_{i,k}^2(t) \leq g(n_{i,k}(t))$ . Substituting this function and the upper confidence bound  $C_{i,k}(t)$  into the inequality of sub-Gaussian random variables mentioned above, we can show that the reward mean  $\mu_k$  is within the range of the confidence interval of agent  $i$ 's local estimate  $z_{i,k}(t)$  with high probability, i.e.,  $\mathbf{P}(|z_{i,k}(t) - \mu_k| \geq C_{i,k}(t)) = o(1/t)$ , which is also the key idea of how we design  $C_{i,k}(t)$ . What remains is to apply the analysis of UCB1 [3] to further transform the upper confidence bound to the regret bound. Specifically, we are then able to bound  $\mathbf{E}(n_{i,k}(t))$  by a uniform constant for all non-optimal arms. This and the fact that  $R_i(T) = \sum_{\Delta_k > 0} \mathbf{E}(n_{i,k}(T))\Delta_k$  yield the upper bound of agent  $i$ 's regret.  $\square$

### 3.2.2 Undirected Graphs

Note that the regret bound in Theorem 1, derived for strongly connected graphs using the flocking algorithm weights, is independent of agent index  $i$  and thus each agent's centrality. In the following theorem, we will show that when the neighbor graph is undirected, we can have a better regret bound using the Metropolis algorithm weights, which shows how each agent's regret bound depends on the number of its neighbors, i.e., the degree centrality.

For an undirected, connected graph  $\mathbb{G}$ , the distance between two different vertices is the length of



the shortest path connecting them, and the diameter of  $\mathbb{G}$  is the longest distance among all pairs of distinct vertices in  $\mathbb{G}$ .

**Theorem 2.** *Suppose that  $\mathbb{G}$  is undirected, connected, and all  $N$  agents adhere to Dec\_UCB. Then, with*

$$C_{i,k}(t) = \sqrt{\frac{3 \log t}{|\mathcal{N}_i| n_{i,k}(t)}} \quad \text{and} \quad \begin{cases} w_{ij} = \frac{1}{\max\{|\mathcal{N}_i|, |\mathcal{N}_j|\}}, & j \in \mathcal{N}_i, \quad j \neq i, \\ w_{ii} = 1 - \sum_{j \in \mathcal{N}_i} \frac{1}{\max\{|\mathcal{N}_i|, |\mathcal{N}_j|\}}, \end{cases} \quad (8)$$

the regret of each agent  $i \in [N]$  until time  $T$  satisfies

$$R_i(T) \leq \sum_{k: \Delta_k > 0} \left( \max \left\{ \frac{12}{|\mathcal{N}_i| \Delta_k^2} \log T, 2(M^2 + 2Md + d), L \right\} + \frac{2\pi^2}{3} + M^2 + (2M - 1)d \right) \Delta_k,$$

where  $d$  is the diameter of  $\mathbb{G}$ , and  $L$  is a constant defined in Remark 3.

**Remark 4.** *Compared with the classic single-agent UCB1, our asymptotic regret for undirected graphs achieves a reduction by a factor of  $|\mathcal{N}_i|$  for each agent  $i$ . In [25], a stronger result (achieving a reduction by a factor of  $N$ ) was obtained with global information (the network size  $N$ ) available, while the present work obtains weaker results without availability of any global information. More can be said. Our regret for undirected graphs only achieves a reduction by a factor of  $|\mathcal{N}_i|$  because we used  $|\mathcal{N}_i|$  in the design of the upper confidence bound  $C_{i,k}(t)$ ; we could not use  $N$  as the network size is a global information. If we relax the “fully decentralized” requirement and allow each agent to be aware of the network size  $N$ , we can replace  $|\mathcal{N}_i|$  by  $N$  in  $C_{i,k}(t)$  in the algorithm. Then, the variance proxy in Lemma 8 (in Appendix B.4) will be divided by  $N$  instead of  $|\mathcal{N}_i|$  (simply by deleting the last inequality in the proof), then we can replace  $|\mathcal{N}_i|$  by  $N$  in the design of  $C_{i,k}(t)$ . With this, our analysis will yield a regret at the order of  $O((\log T)/N)$  for any connected graph.  $\square$*

To better understand the above theorem, let  $T$  be sufficiently large. Then, the regret bound in the theorem can be written as  $\sum_{\Delta_k > 0} (\frac{12}{|\mathcal{N}_i| \Delta_k} + o(1)) \log T$ . Comparing this bound with the asymptotic regret bound in Theorem 1, that is  $\sum_{\Delta_k > 0} (\frac{16}{3\Delta_k} + o(1)) \log T$ , it can be seen that the former is smaller than the latter if  $|\mathcal{N}_i| \geq 3$ , which leads to the following result.

**Corollary 2.** *Dec\_UCB guarantees an agent to learn faster in an undirected, connected graph than when the graph is directed, strongly connected, as long as the agent has at least two neighbors excluding itself.*

Simulations for the case when an agent only has two neighbors excluding itself can be found in Section 4 and Appendix C.

Next we compare  $\sum_{\Delta_k > 0} (\frac{12}{|\mathcal{N}_i| \Delta_k} + o(1)) \log T$  with the asymptotic regret bound of the classic UCB1 algorithm, that is  $\sum_{\Delta_k > 0} (\frac{8}{\Delta_k} + o(1)) \log T$ . The former is smaller than the latter if  $|\mathcal{N}_i| > 1$ . Since each agent always has itself as a neighbor by assumption, and each agent must have at least one neighbor excluding itself in a connected graphs,  $|\mathcal{N}_i| > 1$  always holds in a connected graph. We are led to the following result.

**Corollary 3.** *If the neighbor graph with  $N > 1$  agents is undirected and connected, Dec\_UCB guarantees each agent to achieve a better logarithmic asymptotic regret than the classic UCB1.*

Note that any undirected graph can always be divided into one or more connected components. Thus, each connected component can be analyzed separately and independently. Corollary 3 has the following immediate consequence.

**Corollary 4.** *If the neighbor graph is undirected, Dec\_UCB guarantees an agent to achieve a better logarithmic asymptotic regret than the classic UCB1, as long as the agent has at least one neighbor excluding itself.*

### 3.2.3 Weakly Connected Graphs

Corollary 4 shows that when the neighbor graph is undirected, Dec\_UCB is still functional with provable performance even if the graph is disconnected. However, the case of directed graphs is much more complicated. A disconnected directed graph can also be divided into more than one “connected” component, yet each component is “weakly connected”, and not necessarily strongly connected. A directed graph is weakly connected if replacing all of its directed edges with undirected ones results in a connected graph. A strongly connected graph is weakly connected, but not vice versa. Thus, our results in Section 3.2.1 cannot be applied to weakly connected graphs, whose complete analysis has so far eluded us. Notwithstanding this, it is worth noting that simulations in Section 4 suggest that Dec\_UCB works well for weakly connected graphs, and thus also for any directed graphs, as long as each agent has at least one neighbor excluding itself.

### 3.2.4 Lower Bound

We can provide the following lower bounds for our decentralized algorithms.

For any strongly connected graph, our algorithm with (5) has a lower bound  $\Omega((\log T)/N)$  on each agent’s regret. The argument is as follows:

Among all strongly connected graphs with  $N$  agents, a complete graph leads to the best network regret (i.e., the sum of all  $N$  agents’ regrets) because each agent can receive information from all the agents. This is essentially equivalent to a single-agent case in which the agent can pull  $N$  times at each time. It is well known that the (asymptotic) lower bound of the classic single-agent UCB1 (the agent pulls exactly once every time) is  $\Omega(\log T)$ . Then, with pulling  $N$  times at each time, the regret lower bound becomes  $\Omega(\log NT)$ . Since this regret equals to the network regret of the complete graph case and all  $N$  agents are homogeneous, each agent’s regret has a lower bound  $(1/N)\Omega(\log NT)$ , which asymptotically equals  $\Omega((\log T)/N)$ .

Similarly, the same lower bound applies to any undirected, connected graph with (8).

## 4 Simulations

This section presents various simulations created with the aid of Python packages [34–37] which were used to experimentally verify the validity and performance of our proposed Dec\_UCB algorithm. We focus on the heterogeneous reward distribution case here. Additional simulations and observations, including the homogeneous reward distribution case, are presented in Appendix C.

**Small-size Graphs** Simulations were run on three types of graphs, namely strongly connected, undirected connected, and weakly connected graphs<sup>1</sup>, allowing for the reward distribution to vary between agents for a given arm. A given agent and arm pair can draw rewards from an arm-specific Beta distribution with mean  $\mu_k$  and standard deviation 0.05, an arm-specific Bernoulli distribution with mean  $\mu_k$ , or an arm-specific truncated normal distribution within  $[0, 1]$  with mean  $\mu_k$  and standard deviation 0.05. The distribution used is randomly assigned to each agent/arm pair upon initialization. The reward means  $\mu_k$  are the same for all agents on a given arm, with each  $\mu_k$  randomly chosen from a uniform distribution on  $[0.05, 0.95]$ . Rewards are bounded by definition from the used distributions to be within  $[0, 1]$ . Each experiment is run for  $T = 1000$  time steps with results for each graph obtained by averaging over 100 experiments. The results obtained from running Dec-UCB alongside UCB1 on small 6-agent graphs are illustrated in Figures 1, 2, and 3 for the three graph types, respectively. These results empirically back the claims of Theorem 1, Theorem 2, and Corollaries 1–3 in the presence of heterogeneous arm reward distributions.

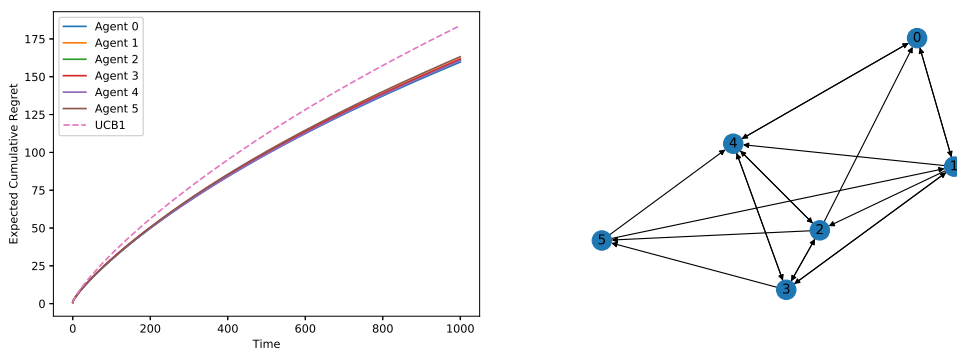


Figure 1: A plot of the regret of the strongly connected graph, averaged over 100 experiments. Reward distributions vary between agents for a given arm.

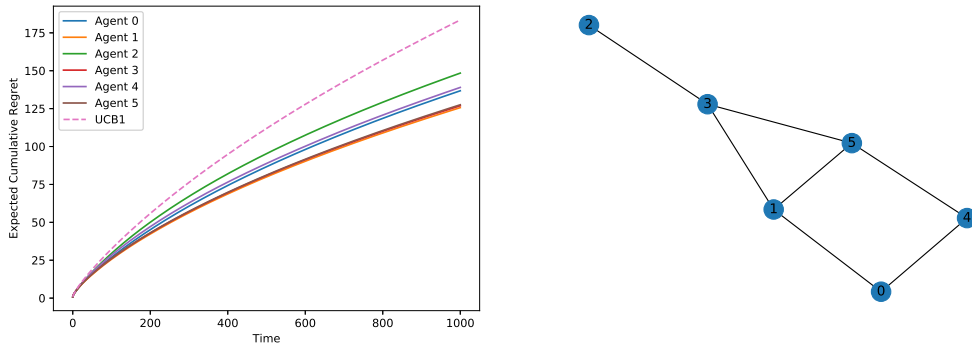


Figure 2: A plot of the regret of the undirected and connected graph, averaged over 100 experiments. Reward distributions vary between agents for a given arm.

**Large-scale Graphs** Larger scale simulations were run for the three graph types with heterogeneous reward distributions, averaging results from 100 different randomly generated Erdős–Rényi 50-agent graphs for each graph type. Additionally, 10 arms with rewards following a randomly chosen Beta, Bernoulli, or truncated normal distribution were used, with means  $\mu_k$  randomly chosen

<sup>1</sup>We focus on weakly connected graphs in which each agent has at least one neighbor excluding itself; otherwise the agent cannot receive any external information and thus essentially lies in the single-agent case.

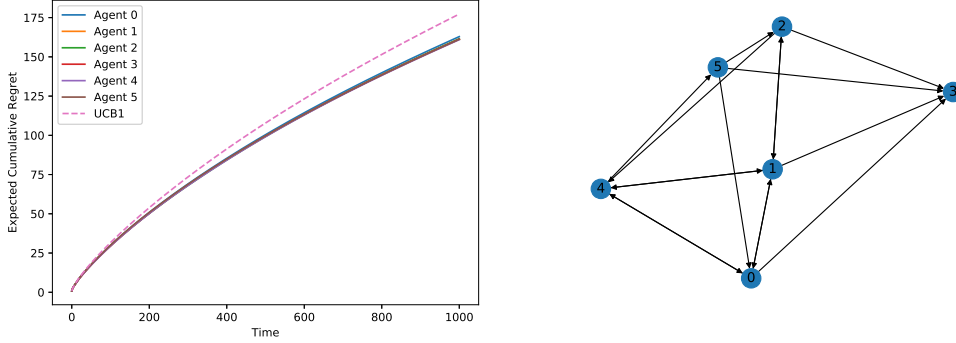
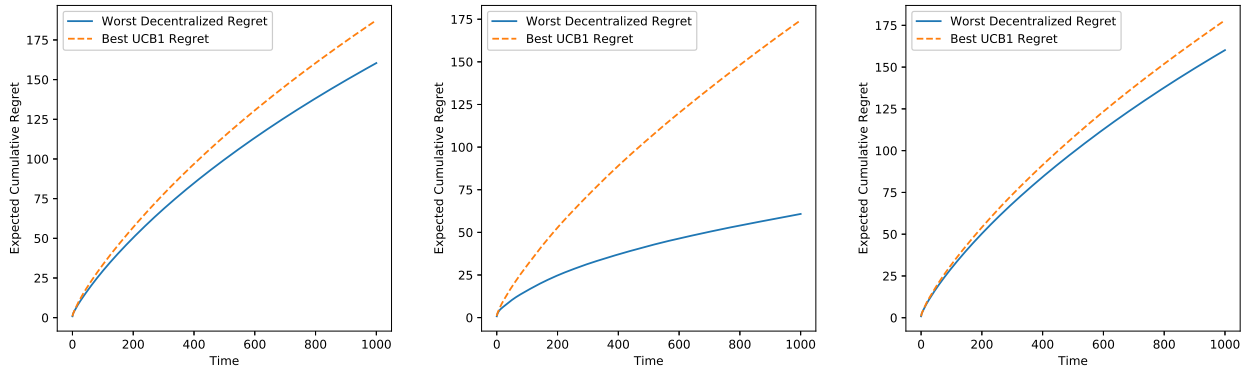


Figure 3: A plot of the regret of the weakly connected graph, averaged over 100 experiments. Reward distributions vary between agents for a given arm.

from a uniform distribution bounded within  $[0.05, 0.95]$ . A standard deviation of 0.05 was used for the Beta and truncated normal distributions. Rewards were bounded by the used distributions to be within  $[0, 1]$ . The algorithms were run for  $T = 1000$  iterations for each different random graph, testing the worst performing agent of Dec\_UCB against the best performing results from the UCB1 algorithm. Results are shown in Figure 4. In all cases, Dec\_UCB achieves better performance than UCB1.



(a) Results for the large strongly connected generated graphs. (b) Results for the large undirected connected generated graphs. (c) Results for the large weakly connected generated graphs.

Figure 4: Plots of the expected cumulative regret for both the worst performing agent of Dec\_UCB and best performance of UCB1. Results averaged over 100 different randomly generated Erdős-Rényi weakly connected graphs of 50 agents each. The reward distribution for a given arm was randomly chosen as a Beta, Bernoulli, or truncated normal distribution.

**Observations** There are several key observations to take from these simulations. The first of these is that Dec\_UCB appears to perform better on the undirected graphs than it does on the strongly connected graphs. This validates the theoretical results presented in Theorem 2 and Corollary 2. Additionally, the performance of each agent in the strongly connected graphs appears to be independent of its number of neighbors, indicating that performance is reliant only on the diameter of the graph as demonstrated in Section 3.2.1. In contrast, as shown in Section 3.2.2, for undirected graphs, each agent’s regret also depends on its number of neighbors. In total, performance of Dec\_UCB appears to be unaffected by the choice of using homogeneous arm rewards or heterogeneous arm rewards; expected cumulative regrets appear to be nearly equivalent for all graph types in either case.

## 5 Conclusion

In this paper, we have studied a decentralized multi-armed bandit problem over directed graphs and proposed a fully decentralized UCB algorithm, which provably achieves a better logarithmic asymptotic regret than the classic UCB1 algorithm, provided the neighbor graph is strongly connected. We have further improved the algorithm’s performance for undirected graphs. Simulations have been provided to validate our theoretical results and test performance on more general weakly connected graphs. Future directions include studying more general graphical conditions (namely, analysis for weakly connected and time-varying graphs), experimenting with real data sets, and developing a decentralized counterpart for the classic UCB2 algorithm [3].

The contributions of our paper are two-fold. First, motivated by the fact that all existing decentralized algorithms require each agent to be aware of at least one piece of global information (e.g., the total number of agents, network connectivity, a unique ID number, an upper bound of all arms’ variance proxies), we proposed the first (to our knowledge) fully decentralized multi-armed bandit algorithm based on UCB1. We chose UCB1 because it is one of the most classic bandit algorithms and quite a few existing (non-fully) decentralized algorithms are also based on it (e.g., [16, 21–24]). Second, we proved that our proposed decentralized UCB1 outperforms UCB1 in terms of the asymptotic regret. The two contributions together deliver the message that fully decentralized design of bandits is not only possible, but can also have an advantage over centralized counterparts. Of course we only showed this for UCB1, but we believe it is a very promising starting point for many other classic and state-of-the-art bandit algorithms, e.g. UCB2 and KL-UCB. We treat these extensions as our future directions, as it is probably impossible to prove different decentralized bandit algorithms in one paper. An analogy is the area of distributed optimization in which each optimization method/algorithm has a series of papers focusing on its decentralized counterparts design.

## A Pseudocode

---

**Algorithm 1: Dec\_UCB**

---

**Input:**  $\mathbb{G}, T, C_{i,k}(t)$

- 1 **Initialization** Each agent samples each arm exactly once. Initialize  
 $z_{i,k}(0) = \bar{x}_{i,k}(0) = X_{i,k}(0)$ ,  $m_{i,k}(0) = n_{i,k}(0) = 1$ , and  $C_{i,k}(0) = 0$
- 2 **for**  $t = 0, \dots, T$  **do**
- 3      $\mathcal{A}_i = \emptyset$
- 4     **if**  $n_{i,k}(t) \leq m_{i,k}(t) - M$  **then**
- 5         Agent  $i$  puts  $k$  into a set  $\mathcal{A}_i$  *# exploration consistency requirements*
- 6     **end**
- 7     **if**  $\mathcal{A}_i = \emptyset$  **then**
- 8         **for**  $k = 1, \dots, M$  **do**
- 9              $Q_{i,k}(t+1) = z_{i,k}(t) + C_{i,k}(t)$  *# belief update*
- 10          **end**
- 11           $a_i(t+1) = \arg \max_k Q_{i,k}(t+1)$  *# optimal arm in belief*
- 12     **else**
- 13          $a_i(t+1)$  is randomly chosen from  $\mathcal{A}_i$
- 14     **end**
- 15     Agent  $i$  sends  $m_{i,k}(t)$  and  $z_{i,k}(t)$  to each agent  $j$  satisfying  $i \in \mathcal{N}_j$  *# information transmission*
- 16     Agent  $i$  receives  $m_{j,k}(t), z_{j,k}(t)$  from each neighbor  $j \in \mathcal{N}_i$
- 17      $n_{i,k}(t+1) = n_{i,k}(t)$ ,  $\forall k \in [M]$  *# information updating*
- 18      $n_{i,a_i(t+1)}(t+1) = n_{i,a_i(t+1)}(t) + 1$
- 19      $m_{i,k}(t+1) = \max\{n_{i,k}(t+1), m_{j,k}(t), j \in \mathcal{N}_i\}$
- 20      $z_{i,k}(t+1) = \sum_{j=1}^N w_{ij} z_{j,k}(t) + \bar{x}_{i,k}(t+1) - \bar{x}_{i,k}(t)$
- 21 **end**

---

## B Analysis and Proofs

In this appendix, we provide the analysis of Dec\_UCB and proofs of Theorems 1 and 2.

We begin with some basic properties of sub-Gaussian random variables in B.1, and provide analysis on the exploration “consistency” of Dec\_UCB in B.2, which theoretically validates Remark 2. Based on the properties in B.1 and results in B.2, we prove Theorems 1 and 2 in B.3 and B.4, respectively.

### B.1 Sub-Gaussian Random Variables

A random variable  $X$  with  $\mathbf{E}[X] = \mu$  is called  $\sigma^2$  sub-Gaussian if there is a positive  $\sigma$  such that

$$\mathbf{E}(e^{\lambda(X-\mu)}) \leq e^{\frac{\sigma^2 \lambda^2}{2}}, \quad \forall \lambda \in \mathbb{R}.$$

Such  $\sigma^2$  is called a variance proxy, and the smallest variance proxy is called the optimal variance proxy. Sub-Gaussian random variables have the following three properties.



**Lemma 1.** Let  $X$  be any  $\sigma^2$  sub-Gaussian random variable  $\mathbf{E}[X] = \mu$ . Then, for any  $a \geq 0$ ,

$$\mathbf{P}(X - \mu \geq a) \leq e^{-\frac{a^2}{2\sigma^2}}, \quad \mathbf{P}(\mu - X \geq a) \leq e^{-\frac{a^2}{2\sigma^2}}.$$

**Proof of Lemma 1:** The proof can be found in Section 5.3 in [38]. ■

**Lemma 2.** Let  $X_1, \dots, X_n$  be  $n$  independent random variables such that  $X_i$  is  $\sigma_i^2$  sub-Gaussian random variable. Then,  $X_1 + \dots + X_n$  is  $(\sigma_1^2 + \dots + \sigma_n^2)$  sub-Gaussian.

**Proof of Lemma 2:** The proof can be found in Section 5.3 in [38]. ■

**Lemma 3.** If a random variable  $X$  has a finite mean and  $a \leq X \leq b$  almost surely, then  $X$  is  $\frac{1}{4}(b - a)^2$  sub-Gaussian.

**Proof of Lemma 3:** The lemma is a direct consequence of Hoeffding's Lemma in [39]. ■

## B.2 Exploration Consistency of Dec\_UCB

In this subsection, we will show that after a finite number of pulls, for each agent  $i$  and each arm  $k$ , there holds  $n_{i,k}(t) \leq 2 \min_{j \in [N]} n_{j,k}(t)$ ; see Lemma 6. An immediate consequence of this property is that  $\max_{j \in [N]} n_{j,k}(t) \leq 2 \min_{j \in [N]} n_{j,k}(t)$ ; in other words, the global maximal number of pulls of each arm is no larger than twice the corresponding global minimum. This ensures that the explorations of each arm among all the agents are consistent in the sense that no agent is behind too much in arm exploration.

To proceed, we will make use of the concept of distance in a graph. For a strongly connected graph, the distance from vertex  $i$  to another vertex  $j$  is the length of the shortest directed path from  $i$  to  $j$ . The definition subsumes the special case of undirected graphs. For an undirected, connected graph, the distance between two different vertices is the length of the shortest path connecting them. We use the notation  $d_{i,j}$  to denote the distance from vertex  $i$  to vertex  $j$  in a graph  $\mathbb{G}$ , regardless of it being directed or undirected. It is natural to define  $d_{i,i} = 0$  for any vertex  $i$ , and easy to see that  $d_{i,j} \leq d$ , where  $d$  is the diameter of  $\mathbb{G}$ .

It is worth emphasizing that the following three lemmas hold for both a directed, strongly connected neighbor graph  $\mathbb{G}$  and an undirected, connected  $\mathbb{G}$ , using the same proofs.

For the purpose of analysis, we define  $n_{i,k}(t) = m_{i,k}(t) = 0$  for all  $i \in [N]$  and  $k \in [M]$  whenever  $t < 0$ .

**Lemma 4.** For any  $i \in [N]$  and  $k \in [M]$ ,

$$m_{i,k}(t) = \max_{j \in [N]} \{n_{j,k}(t - d_{j,i})\}. \tag{9}$$

**Proof of Lemma 4:** We will prove the lemma by induction on  $t$ . For the basis step, suppose that  $t = 0$ . In this case,  $m_{i,k}(1) = \max\{n_{i,k}(0), m_{j,k}(0), j \in \mathcal{N}_i\} = 1$ . Note that  $\max_{j \in [N]} \{n_{j,k}(t - d_{j,i})\} = n_{i,k}(0) = 1$ . Thus, (9) holds when  $t = 0$ .

For the inductive step, assume (9) holds at time  $t$ , and now consider time  $t + 1$ . Note that

$$\begin{aligned} m_{i,k}(t + 1) &= \max\{n_{i,k}(t + 1), m_{j,k}(t), j \in \mathcal{N}_i\} \\ &= \max\{n_{i,k}(t + 1), n_{h,k}(t - d_{j,h}), h \in [N], j \in \mathcal{N}_i\}. \end{aligned}$$

It is easy to see that  $d_{h,i} \leq d_{j,i} + d_{h,j} = 1 + d_{h,j}$ . Since  $n_{i,k}(t)$  is a non-decreasing function of  $t$  by its definition,

$$m_{i,k}(t+1) \leq \max_{h \in [N]} \{n_{i,k}(t+1), n_{h,k}(t - d_{h,i} + 1)\} = \max_{j \in [N]} \{n_{j,k}(t - d_{j,i} + 1)\}. \quad (10)$$

Fix any vertex  $j \in [N]$  and let  $p = (j, v_{d_{j,i}}, \dots, v_2, i)$  be a shortest path from  $j$  to  $i$  in  $\mathbb{G}$ . From (2),

$$\begin{aligned} m_{i,k}(t+1) &\geq m_{v_2,k}(t) \geq \dots \geq m_{v_{d_{j,i}},k}(t - d_{j,i} + 2) \\ &\geq m_{j,k}(t - d_{j,i} + 1) \geq n_{j,k}(t - d_{j,i} + 1). \end{aligned} \quad (11)$$

Since  $j$  is arbitrarily chosen from  $[N]$ , we have  $m_{i,k}(t+1) \geq \max_{j \in [N]} \{n_{j,k}(t - d_{j,i} + 1)\}$ . Combining with (10), we have

$$m_{i,k}(t+1) = \max_{j \in [N]} \{n_{j,k}(t - d_{j,i} + 1)\}.$$

Thus, (9) also holds at  $t+1$ , which completes the induction. ■

**Lemma 5.** *For any  $i \in [N]$  and  $k \in [M]$ ,*

$$n_{i,k}(t) > m_{i,k}(t) - M(M + 2d).$$

**Proof of Lemma 5:** We will prove the lemma by contradiction. Suppose that, to the contrary,  $\exists i, k_1$  such that  $n_{i,k_1}(t) \leq m_{i,k_1}(t) - M(M + 2d)$ . Let  $t'$  denote the first time at which the equality holds, i.e.,

$$n_{i,k_1}(t') = m_{i,k_1}(t') - M(M + 2d).$$

Here  $t'$  must exist, since when  $t = 0$ , we have  $n_{i,k}(0) > m_{i,k}(0) - M(M + 2d)$ , since both  $n_{i,k}(t)$  and  $m_{i,k}(t)$  increase by 0 and 1 at each time instance, if there exists some  $t$  such that  $n_{i,k_1}(t) < m_{i,k_1}(t) - M(M + 2d)$ , there must exist a  $t'$  between 0 and  $t$ , such that  $n_{i,k_1}(t') = m_{i,k_1}(t') - M(M + 2d)$ . According to Lemma 4,  $\exists j \in [N]$  such that

$$m_{i,k_1}(t') = n_{j,k_1}(t' - d_{j,i}). \quad (12)$$

Then,

$$n_{j,k_1}(t' - d_{j,i}) - n_{i,k_1}(t') = M(M + 2d). \quad (13)$$

Since according to Lemma 4,  $m_{i,k_1}(t) \geq n_{j,k_1}(t - d_{j,i})$  always holds, so for  $t < t'$ , we have

$$n_{j,k_1}(t - d_{i,j}) - n_{i,k_1}(t) \leq m_{i,k_1}(t) - n_{i,k_1}(t) < M(M + 2d). \quad (14)$$

Since  $n_{i,k}(t)$  is non-decreasing for all  $i \in [N], k \in [M]$ , (13) and (14) imply that  $n_{j,k_1}(t' - d_{i,j}) > n_{j,k_1}(t' - d_{i,j} - 1)$ . This further implies that at time  $t' - d_{i,j}$ , agent  $j$  pulls arm  $k_1$ .

Since each agent must pull an arm at each time, we have  $\sum_k n_{i,k}(t) = t, \forall i \in [N]$ . Then,

$$\sum_{k \in [M] \setminus k_1} n_{i,k}(t') - \sum_{k \in [M] \setminus k_1} n_{j,k}(t' - d_{j,i}) = M(M + 2d) + d_{j,i}.$$

Applying the Pigeonhole principle,  $\exists k_2 \in [M]$  such that

$$n_{i,k_2}(t') - n_{j,k_2}(t' - d_{j,i}) \geq \frac{M(M+2d)}{M-1} > M+2d.$$

According to the definition of  $n_{i,k}(t)$ , it is non-decreasing and  $n_{i,k}(t+1) \leq n_{i,k}(t) + 1$ , we obtain

$$n_{i,k_2}(t') = n_{i,k_2}(t' - d_{j,i} - d_{i,j} + d_{j,i} + d_{i,j}) \leq n_{i,k_2}(t' - d_{j,i} - d_{i,j}) + d_{j,i} + d_{i,j}.$$

Thus,

$$\begin{aligned} n_{i,k_2}(t' - d_{j,i} - d_{i,j}) - n_{j,k_2}(t' - d_{j,i}) &> n_{i,k_2}(t') - n_{j,k_2}(t' - d_{j,i}) - d_{j,i} - d_{i,j} \\ &> M + 2d - d_{j,i} - d_{i,j} > M. \end{aligned}$$

Using (11), we have  $m_{j,k_2}(t' - d_{j,i}) \geq n_{i,k_2}(t' - d_{j,i} - d_{i,j})$ . Thus,

$$m_{j,k_2}(t' - d_{j,i}) - n_{j,k_2}(t' - d_{j,i}) > M.$$

From the above analysis, agent  $j$  must pull arm  $k_1$  at time  $t' - d_{j,i}$ . According to the decision making step of the algorithm, there holds

$$m_{j,k_1}(t' - d_{j,i}) - n_{j,k_1}(t' - d_{j,i}) \geq M > 0. \quad (15)$$

Note that from (11),

$$m_{i,k_1}(t') \geq m_{j,k_1}(t' - d_{j,i}). \quad (16)$$

Combining (12) – (16) together, we have

$$n_{j,k_1}(t' - d_{j,i}) = m_{i,k_1}(t') \geq m_{j,k_1}(t' - d_{j,i}) > n_{j,k_1}(t' - d_{j,i}),$$

which is a contradiction. Therefore, the statement of the lemma is true. ■

**Lemma 6.** For any  $i \in [N]$  and  $k \in [M]$ , if  $n_{i,k}(t) \geq 2(M^2 + 2Md + d)$ , then

$$n_{i,k}(t) \leq 2 \min_{j \in [N]} n_{j,k}(t).$$

**Proof of Lemma 6:** From (11),  $m_{j,k}(t) \geq n_{i,k}(t - d_{i,j})$ ,  $\forall i \in [N]$ . Combining with  $n_{j,k}(t+1) \leq n_{j,k}(t) + 1$ ,

$$m_{j,k}(t) \geq n_{i,k}(t) - d_{i,j} \geq n_{i,k}(t) - d.$$

From Lemma 5, we have

$$n_{j,k}(t) \geq n_{i,k}(t) - (M^2 + 2Md + d), \forall j, i \in [N].$$

Since  $j$  is arbitrarily chosen, when  $n_{i,k}(t) \geq 2(M^2 + 2Md + d)$ ,

$$\min_{j \in [N]} n_{j,k}(t) \geq n_{i,k}(t) - (M^2 + 2Md + d) \geq n_{i,k}(t) - \frac{1}{2}n_{i,k}(t) = \frac{1}{2}n_{i,k}(t),$$

which completes the proof. ■

### B.3 Strongly Connected Graphs

To prove the performance of Dec\_UCB on strongly connected graphs as stated in Theorem 1, we need to provide a tight bound of the variance proxy of  $z_{i,k}(t)$  in this case.

**Lemma 7.** *For any  $i \in [N]$ ,  $k \in [M]$  and time  $t \geq 0$ , with  $W$  being defined in (5),  $z_{i,k}(t)$  is a sub-Gaussian random variable, and when*

$$n_{i,k}(t) \geq \max \{L, 2(M^2 + 2Md + d)\},$$

*the optimal variance proxy of  $z_{i,k}(t)$  is no larger than  $\frac{1}{3n_{i,k}(t)}$ .*

**Proof of Lemma 7:** According to Lemma 3,  $z_{i,k}(t)$  is a sub-Gaussian random variable as it is bounded. From (1) and (3), we know that  $z_{i,k}(t)$  is a linear combination of  $X_{j,k}(\tau)$ , for all  $j \in [N], \tau \in \{1, 2, \dots, t\}$ . According to Lemma 3 and Lemma 2, in order to find the variance proxy of  $z_{i,k}(t)$ , we need to estimate the coordinates of such  $X_{j,k}(\tau)$  first.

Note that from (4),

$$\begin{aligned} z_k(t) &= Wz_k(t-1) + \bar{x}_k(t) - \bar{x}_k(t-1) \\ &= W^t z_k(0) + \sum_{\tau=0}^{t-1} W^\tau (\bar{x}_k(t-\tau) - \bar{x}_k(t-\tau-1)) \\ &= \sum_{\tau=0}^{t-1} (W^{t-\tau} - W^{t-\tau-1}) \bar{x}_k(\tau) + \bar{x}_k(t). \end{aligned}$$

Thus,

$$z_{i,k}(t) = \sum_j \left\{ \sum_{\tau=0}^{t-1} [W^{t-\tau} - W^{t-\tau-1}]_{ij} \bar{x}_{j,k}(\tau) + [W^0]_{ij} \bar{x}_{j,k}(t) \right\},$$

where  $[\cdot]_{ij}$  denotes the  $ij$ th entry of a matrix.

Denote  $\tau_{i,1}, \tau_{i,2}, \dots, \tau_{i,n_{i,k}(t)}$  as the ascending sequence of all time instances before time  $t$  at which agent  $i$  pulls arm  $k$ . From the initialization step of the algorithm, it is clear that  $\tau_{i,1} = 0$ . According to (1), if  $\tau_{i,m} \leq \tau < \tau_{i,m+1}$ , we have  $\bar{x}_{i,k}(\tau) = \bar{x}_{i,k}(\tau_{i,m})$ ,  $\forall i \in [N]$ . Then,

$$\begin{aligned} \sum_{h=\tau_{j,l}}^{\tau_{j,l+1}-1} [W^{t-h} - W^{t-h-1}]_{ij} \bar{x}_{j,k}(h) &= \sum_{h=\tau_{j,l}}^{\tau_{j,l+1}-1} [W^{t-h} - W^{t-h-1}]_{ij} \bar{x}_{j,k}(\tau_{j,l}) \\ &= (W^{t-\tau_{j,l}} - W^{t-\tau_{j,l+1}}) \bar{x}_{j,k}(\tau_{j,l}), \end{aligned}$$

and

$$\begin{aligned} &\sum_{h=\tau_{i,n_{i,k}(t)}}^{t-1} [W^{t-h} - W^{t-h-1}]_{ij} \bar{x}_{j,k}(h) + [W^0]_{ij} \bar{x}_{j,k}(t) \\ &= \sum_{h=\tau_{j,n_{j,k}(t)}}^{t-1} [W^{t-h} - W^{t-h-1}]_{ij} \bar{x}_{j,k}(\tau_{j,n_{j,k}(t)}) + [W^0]_{ij} \bar{x}_{j,k}(\tau_{j,n_{j,k}(t)}) = [W^{t-\tau_{j,n_{j,k}(t)}}]_{ij} \bar{x}_{j,k}(\tau_{j,n_{j,k}(t)}). \end{aligned}$$

Combine these together, we have

$$z_{i,k}(t) = \sum_j \left\{ \sum_{h=1}^{n_{j,k}(t)-1} [W^{t-\tau_{j,h}} - W^{t-\tau_{j,h+1}}]_{ij} \bar{x}_{j,k}(\tau_{j,h}) + [W^{t-\tau_{j,n_{j,k}(t)}}]_{ij} \bar{x}_{j,k}(\tau_{j,n_{j,k}(t)}) \right\}, \quad (17)$$

Let  $c_{i,k,j}^{(\tau)}(t)$  be the coefficient of  $X_{j,k}(\tau)$  in  $z_{i,k}(t)$ . From (1), the coefficient before  $X_{j,k}(\tau)$  in  $\bar{x}_{j,k}(t)$  equals 0 when arm  $k$  is not pulled by agent  $j$  at time  $\tau$ . Thus, when  $\tau \neq \tau_{j,1}, \tau_{j,2}, \dots, \tau_{j,n_{j,k}(t)}$ , we have  $c_{i,k,j}^{(\tau)}(t) = 0$ . Also, when  $\tau = \tau_{j,1}, \tau_{j,2}, \dots, \tau_{j,n_{j,k}(t)}$ , it follows that  $X_{j,k}(\tau) \cdot \mathbb{1}(a_j(\tau) = k) = X_{j,k}(\tau)$  are i.i.d. random variables. Thus, from Lemma 2 and Lemma 3,

$$\sigma_{i,k}^2 \triangleq \frac{1}{4} \sum_{j=1}^N \sum_{h=1}^{n_{j,k}(t)} \left| c_{i,k,j}^{(\tau_{j,h})}(t) \right|^2$$

is a variance proxy of  $z_{i,k}(t)$ . From (1), the non-zero coefficient of term  $X_{j,k}(\tau)$  in  $\bar{x}_{j,k}(\tau_{j,h})$  all equal  $1/h$  since the total pull of agent  $j$  on arm  $k$  is  $h$ . Based on this fact, we have

$$c_{i,k,j}^{(0)}(t) = \left[ \sum_{h=1}^{n_{j,k}(t)-1} \frac{W^{t-\tau_{j,h}} - W^{t-\tau_{j,h+1}}}{h} + \frac{W^{t-\tau_{j,n_{j,k}(t)}}}{n_{j,k}(t)} \right]_{ij}, \quad (18)$$

which holds for all  $i \in [N]$  and  $k \in [M]$ . By re-organizing (18), we have

$$c_{i,k,j}^{(0)}(t) = \left[ W^t - \sum_{h=2}^{n_{j,k}(t)} \frac{W^{t-\tau_{j,h}}}{(h-1)h} \right]_{ij}. \quad (19)$$

From (6),  $c_{i,k,j}^{(0)}(t)$  satisfies

$$|c_{i,k,j}^{(0)}(t)| \leq [W_\infty]_{ij} \left( 1 - \sum_{h=2}^{n_{j,k}(t)} \frac{1}{(h-1)h} \right) + c\rho_2^t + c \sum_{h=2}^{n_{j,k}(t)} \frac{\rho_2^{t-\tau_{j,h}}}{(h-1)h} = \frac{[W_\infty]_{ij}}{n_{j,k}(t)} + c\rho_2^t + \sum_{h=2}^{n_{j,k}(t)} \frac{c\rho_2^{t-\tau_{j,h}}}{(h-1)h}.$$

Since  $0 < \rho_2 < 1$ , the smaller  $t - \tau_{j,h}$  is, the larger the right side of the inequality would be, which implies that  $\rho_2^{t-\tau_{j,h}} \leq \rho_2^{n_{j,k}(t)-h}$ . Since

$$\begin{aligned} \sum_{h=2}^{n_{j,k}(t)} \frac{\rho_2^{n_{j,k}(t)-h}}{(h-1)h} &= \sum_{h=2}^{\frac{12N\lceil c \rceil}{12N\lceil c \rceil + 1} n_{j,k}(t)} \frac{\rho_2^{n_{j,k}(t)-h}}{(h-1)h} + \sum_{\frac{12N\lceil c \rceil}{12N\lceil c \rceil + 1} n_{j,k}(t)+1}^{n_{j,k}(t)} \frac{\rho_2^{n_{j,k}(t)-h}}{(h-1)h} \\ &= \rho_2^{n_{j,k}(t)-2} + (1 - \rho_2) \sum_{h=2}^{\frac{12N\lceil c \rceil}{12N\lceil c \rceil + 1} n_{j,k}(t)} \frac{\rho_2^{n_{j,k}(t)-h-1}}{h} + \sum_{\frac{12N\lceil c \rceil}{12N\lceil c \rceil + 1} n_{j,k}(t)+1}^{n_{j,k}(t)} \frac{\rho_2^{n_{j,k}(t)-h}}{(h-1)h} \\ &\leq \rho_2^{n_{j,k}(t)-2} + (1 - \rho_2) \sum_{h=2}^{\frac{12N\lceil c \rceil}{12N\lceil c \rceil + 1} n_{j,k}(t)} \rho_2^{n_{j,k}(t)-h-1} + \sum_{\frac{12N\lceil c \rceil}{12N\lceil c \rceil + 1} n_{j,k}(t)+1}^{n_{j,k}(t)} \frac{1}{(h-1)h} \\ &\leq \rho_2^{n_{j,k}(t)-2} + \rho_2^{\frac{n_{j,k}(t)}{12N\lceil c \rceil + 1} - 1} + \frac{1}{12N\lceil c \rceil n_{j,k}(t)}, \end{aligned}$$

we obtain that

$$\begin{aligned} |c_{i,k,j}^{(0)}(t)| &\leq \frac{[W_\infty]_{ij}}{n_{j,k}(t)} + c \left( \rho_2^t + \rho_2^{n_{j,k}(t)-2} + \rho_2^{\frac{n_{j,k}(t)}{12N\lceil c \rceil+1}-1} + \frac{1}{12N\lceil c \rceil n_{j,k}(t)} \right) \\ &\leq \frac{[W_\infty]_{ij}}{n_{j,k}(t)} + 3c\rho_2^{\frac{n_{j,k}(t)}{12N\lceil c \rceil+1}-1} + \frac{c}{12N\lceil c \rceil n_{j,k}(t)}. \end{aligned}$$

Recall that  $L$  is the smallest value for which  $3\rho_2^{t/12N\lceil c \rceil} \leq \frac{\rho_2}{24N\lceil c \rceil t}$  when  $t \geq L$ . Since  $c \leq \lceil c \rceil$ , when  $n_{j,k}(t) \geq L$ , we have

$$|c_{i,k,j}^{(0)}(t)| \leq \frac{[W_\infty]_{ij}}{n_{j,k}(t)} + \frac{1}{8Nn_{j,k}(t)}.$$

Note that the expression in  $[\cdot]$  of (18) is a summation of  $n_{j,k}(t)$  terms. From the derivation of (18) and the definition of  $c_{i,k,j}^{(\tau)}(t)$ , it is straightforward to verify that for each  $l \in \{2, \dots, n_{j,k}(t)\}$ ,

$$c_{i,k,j}^{(\tau_{j,l})} = \left[ \sum_{h=l}^{n_{j,k}(t)-1} \frac{W^{t-\tau_{j,h}} - W^{t-\tau_{j,h+1}}}{h} + \frac{W^{t-\tau_{j,n_{j,k}(t)}}}{n_{j,k}(t)} \right]_{ij},$$

whose  $[\cdot]$  is the summation of the last  $n_{j,k}(t) - l + 1$  terms in  $[\cdot]$  of (18). Then, following the same steps as above, we can conclude that for all  $l \in \{2, \dots, n_{j,k}(t)\}$ , there holds

$$\left| c_{i,k,j}(t)^{(\tau_{j,l})} \right| \leq \frac{[W_\infty]_{ij}}{n_{j,k}(t)} + \frac{1}{8Nn_{j,k}(t)}$$

when  $n_{j,k}(t) \geq L$ . Using Lemma 6, when  $n_{j,k}(t) \geq \max\{L, 2(M^2 + 2Md + d)\}$ , we have

$$\begin{aligned} \sigma_{i,k}^2(t) &= \frac{1}{4} \sum_{j=1}^N \sum_{h=1}^{n_{j,k}(t)} \left| c_{i,k,j}^{(\tau_{j,h})} \right|^2 \\ &\leq \sum_{j=1}^N \frac{[W_\infty]_{ij}^2 + \frac{1}{4N} \cdot [W_\infty]_{ij} + \frac{1}{64N^2}}{4n_{j,k}(t)} \\ &\leq \frac{1}{2n_{i,k}(t)} \left( \sum_{j=1}^N [W_\infty]_{ij}^2 + \frac{1}{4N} \sum_{j=1}^N [W_\infty]_{ij} + \frac{1}{64N} \right). \end{aligned} \quad (20)$$

Since  $W$  is stochastic, so is  $W_\infty$ . Then,

$$\sum_{j=1}^N [W_\infty]_{ij} = 1 \quad (21)$$

for all  $i$  and  $W_\infty \cdot \mathbf{1} = \mathbf{1}$ . Let  $a^\top$  be the ‘‘normalized’’ dominant left eigenvector of  $W$ , i.e.,  $a^\top \cdot \mathbf{1} = 1$  and  $a^\top \cdot W = a^\top$ . Then,  $a^\top \cdot W_\infty = a^\top$  and moreover  $W_\infty = \mathbf{1} \cdot a^\top$  [33]. Since  $W$  is an irreducible nonnegative matrix, by the Perron-Frobenius Theorem, each entry of  $a$  is positive. With these



facts, we have

$$\begin{aligned}
\sum_{j=1}^N [W_\infty]_{ij}^2 &= a^\top a = a^\top W a = \text{tr}(a^\top W a) = \text{tr}(W \cdot a a^\top) \quad (\text{tr}(AB) = \text{tr}(BA)) \\
&\leq \sum_{i=1}^N \frac{\sum_{j=1}^N a_i a_j}{|\mathcal{N}_i|} \quad (a \text{ is positive}) \\
&= \sum_{i=1}^N \frac{a_i}{|\mathcal{N}_i|} \quad (\text{the sum of all entries of } a \text{ equals } 1) \\
&\leq \sum_{i=1}^N \frac{a_i}{2} \quad (|\mathcal{N}_i| \geq 2) \\
&= \frac{1}{2}, \tag{22}
\end{aligned}$$

where  $\text{tr}(\cdot)$  denotes the trace of a square matrix. Substituting (21) and (22) in (20), we have

$$\sigma_{i,k}^2(t) \leq \frac{1}{2n_{i,k}(t)} \cdot \left( \frac{1}{2} + \frac{1}{4N} + \frac{1}{64N} \right) < \frac{1}{3n_{i,k}(t)},$$

which completes the proof. ■

We are now in a position to prove Theorem 1.

**Proof of Theorem 1:** From Lemma 1 and Lemma 7, when

$$n_{i,k}(t) \geq \max \{L, 2(M^2 + 2Md + d)\},$$

we have

$$\mathbf{P} \left( z_{i,k}(t) - \mu_k \geq \sqrt{\frac{4 \log t}{3n_{i,k}(t)}} \right) \leq \exp \left( - \frac{2 \log t}{3n_{i,k}(t) \sigma_{i,k}^2(t)} \right) \leq \frac{1}{t^2}.$$

Similarly,

$$\mathbf{P} \left( \mu_k - z_{i,k}(t) \geq \sqrt{\frac{4 \log t}{3n_{i,k}(t)}} \right) \leq \frac{1}{t^2}.$$

Now let us go back to the algorithm and set

$$C_{i,k}(t) = \sqrt{\frac{4 \log t}{3n_{i,k}(t)}}.$$

The Decision Making step of `Dec_UCB` ensures that agent  $i$  chooses an arm  $k \neq 1$ , instead of the optimal arm 1, at time  $t$  only if one of the following four cases occurs:

Case 1:  $n_{i,k}(t) \leq m_{i,k}(t) - M$ ;

Case 2:  $z_{i,k}(t) - \mu_k \geq C_{i,k}(t)$ ;

Case 3:  $\mu_1 - z_{i,1}(t) \geq C_{i,1}(t)$ ;

Case 4:  $\mu_1 - \mu_k < 2C_{i,k}(t)$ .

We are then prepared to find a bound for  $\mathbf{E}(n_{i,k}(T))$ . First, it is easy to verify that when

$$n_{i,k}(t) \geq \frac{16}{3\Delta_k^2} \log T,$$

Case 4 does not hold. To proceed, we define  $t'$  as the first time instance, if any, that satisfies

$$n_{i,k}(t') = \max \left\{ \frac{16}{3\Delta_k^2} \log T, L, 2(M^2 + 2Md + d) \right\}.$$

In the case when there does not exist such a  $t' \leq T$ , it immediately follows that

$$n_{i,k}(T) < n_{i,k}(t') = \max \left\{ \frac{16}{3\Delta_k^2} \log T, L, 2(M^2 + 2Md + d) \right\}.$$

Next consider the case when  $t'$  exists and  $t' \leq T$ . Then,

$$\sum_{t > t'} \left[ \mathbf{P} \left( z_{i,k}(t) - \mu_k \geq C_{i,k}(t) \right) + \mathbf{P} \left( \mu_1 - z_{i,1}(t) \geq C_{i,1}(t) \right) \right] \leq \sum_{t > t'} \frac{2}{t^2} = \frac{\pi^2}{3},$$

which implies that after  $t'$ , the expected number of pulls of agent  $i$  on arm  $k$  due to Case 2 and Case 3 is no more than  $\frac{\pi^2}{3}$ . Since the difference between  $n_{i,k}(t)$  and  $m_{i,k}(t)$  is at most  $M^2 + 2Md$  by Lemma 5 and  $n_{i,k}(t)$  keeps increasing until the difference is less than  $M$  according to the Decision Making step of `Dec_UCB`, the expected number of pulls due to Case 1 must be no larger than  $\frac{\pi^2}{3} + M^2 + (2d - 1)M$ . Thus,

$$\begin{aligned} \mathbf{E}(n_{i,k}(T)) &\leq \mathbf{E} \left( n_{i,k}(T) \mid T \geq t' \right) \\ &= n_{i,k}(t') + \frac{2\pi^2}{3} + M^2 + (2d - 1)M \\ &= \max \left\{ \frac{16}{3\Delta_k^2} \log T, L, 2(M^2 + 2Md + d) \right\} + \frac{2\pi^2}{3} + M^2 + (2d - 1)M. \end{aligned}$$

Now we can get an upper bound of agent  $i$ 's regret as follows:

$$\begin{aligned} R_i(T) &= T\mu_1 - \sum_{t=1}^T \mathbf{E}(X_{a_i(t)}) \\ &= \sum_{k: \Delta_k > 0} \mathbf{E}(n_{i,k}(T)) \cdot \Delta_k \\ &\leq \sum_{k: \Delta_k > 0} \left( \max \left\{ \frac{16}{3\Delta_k^2} \log T, L, 2(M^2 + 2Md + d) \right\} + \frac{2\pi^2}{3} + M^2 + (2d - 1)M \right) \Delta_k. \end{aligned}$$

This completes the proof. ■

## B.4 Undirected and Connected Graphs

In this subsection, we prove the performance of `Dec_UCB` on undirected and connected graphs as stated in Theorem 2. The procedure is the same as that in B.3. We first provide a tight bound of the variance proxy of  $z_{i,k}(t)$ .

**Lemma 8.** *For any  $i \in [N]$ ,  $k \in [M]$ , and time  $t$ , with  $W$  being defined in (8),  $z_{i,k}(t)$  is a sub-Gaussian random variable, and when*

$$n_{i,k}(t) \geq \max \{L, 2(M^2 + 2Md + d)\},$$

the optimal variance proxy of  $z_{i,k}(t)$  is no larger than  $\frac{3}{4|\mathcal{N}_i|n_{i,k}(t)}$ .

**Proof of Lemma 8:** The arguments in the proof of Lemma 7 until (20) still hold here, that is, when  $n_{j,k}(t) \geq \max\{L, 2(M^2 + 2Md + d)\}$ , we still have

$$\sigma_{i,k}^2(t) \leq \frac{1}{2n_{i,k}(t)} \left( \sum_{j=1}^N [W_\infty]_{ij}^2 + \frac{1}{4N} \sum_{j=1}^N [W_\infty]_{ij} + \frac{1}{64N} \right),$$

where now  $W$  is a doubly stochastic matrix defined by (8). Since  $W$  is irreducible and doubly stochastic, its dominant left and right eigenvectors of eigenvalue 1 are  $\mathbf{1}^\top$  and  $\mathbf{1}$ , respectively, and thus  $W_\infty = \frac{1}{N}\mathbf{1}\mathbf{1}^\top$  [33]. Thus,

$$\sigma_{i,k}^2(t) \leq \frac{1}{2n_{i,k}(t)} \left( \frac{1}{N} + \frac{1}{4N} + \frac{1}{64N} \right) \leq \frac{3}{4Nn_{i,k}(t)} \leq \frac{3}{4|\mathcal{N}_i|n_{i,k}(t)},$$

which completes the proof. ■

**Proof of Theorem 2:** From Lemma 1 and Lemma 8, when

$$n_{i,k}(t) \geq \max \{L, 2(M^2 + 2Md + d)\},$$

we have

$$\mathbf{P} \left( z_{i,k}(t) - \mu_k \geq \sqrt{\frac{3 \log t}{|\mathcal{N}_i|n_{i,k}(t)}} \right) \leq \exp \left( -\frac{3 \log t}{2|\mathcal{N}_i|n_{i,k}(t)\sigma_{i,k}^2(t)} \right) \leq \frac{1}{t^2}.$$

Similarly,

$$\mathbf{P} \left( \mu_k - z_{i,k}(t) \geq \sqrt{\frac{3 \log t}{|\mathcal{N}_i|n_{i,k}(t)}} \right) \leq \frac{1}{t^2}.$$

Again, the Decision Making step of `Dec_UCB` guarantees that agent  $i$  chooses an arm  $k \neq 1$  instead of the optimal arm 1 at time  $t$  only if one of the four cases listed in the proof of Theorem 1 occurs. First, it is easy to verify that when

$$n_{i,k}(t) \geq \frac{12}{|\mathcal{N}_i|\Delta_k^2} \log T,$$

Case 4 does not hold. Then, let  $t'$  be the first time instance, if any, that satisfies

$$n_{i,k}(t') = \max \left\{ \frac{12}{|\mathcal{N}_i|\Delta_k^2} \log T, L, 2(M^2 + 2Md + d) \right\}.$$

In the case when there does not exist such a  $t' \leq T$ , it immediately follows that

$$n_{i,k}(T) < n_{i,k}(t') = \max \left\{ \frac{12}{|\mathcal{N}_i| \Delta_k^2} \log T, L, 2(M^2 + 2Md + d) \right\}.$$

In the other case when  $t'$  exists and  $t' \leq T$ , using the same arguments as in the proof of Theorem 1, the expected number of pulls due to Case 1 is no larger than  $\frac{\pi^2}{3} + M^2 + (2d - 1)M$ . Then,

$$\begin{aligned} \mathbf{E}(n_{i,k}(T)) &\leq \mathbf{E}(n_{i,k}(T) \mid T \geq t') \\ &= n_{i,k}(t') + \frac{2\pi^2}{3} + M^2 + (2d - 1)M \\ &= \max \left\{ \frac{12}{|\mathcal{N}_i| \Delta_k^2} \log T, L, 2(M^2 + 2Md + d) \right\} + \frac{2\pi^2}{3} + M^2 + (2d - 1)M. \end{aligned}$$

We thus get the following upper bound of agent  $i$ 's regret:

$$\begin{aligned} R_i(T) &= T\mu_1 - \sum_{t=1}^T \mathbf{E}(X_{a_i(t)}) \\ &= \sum_{k: \Delta_k > 0} \mathbf{E}(n_{i,k}(T)) \cdot \Delta_k \\ &\leq \sum_{k: \Delta_k > 0} \left( \max \left\{ \frac{12}{|\mathcal{N}_i| \Delta_k^2} \log T, L, 2(M^2 + 2Md + d) \right\} + \frac{2\pi^2}{3} + M^2 + (2d - 1)M \right) \Delta_k, \end{aligned}$$

which completes the proof. ■

## C Additional Simulations

In this appendix, we provide a set of additional simulations to complement those in Section 4. We compare the homogeneous and heterogeneous settings, and include simulations for special cases of interest.

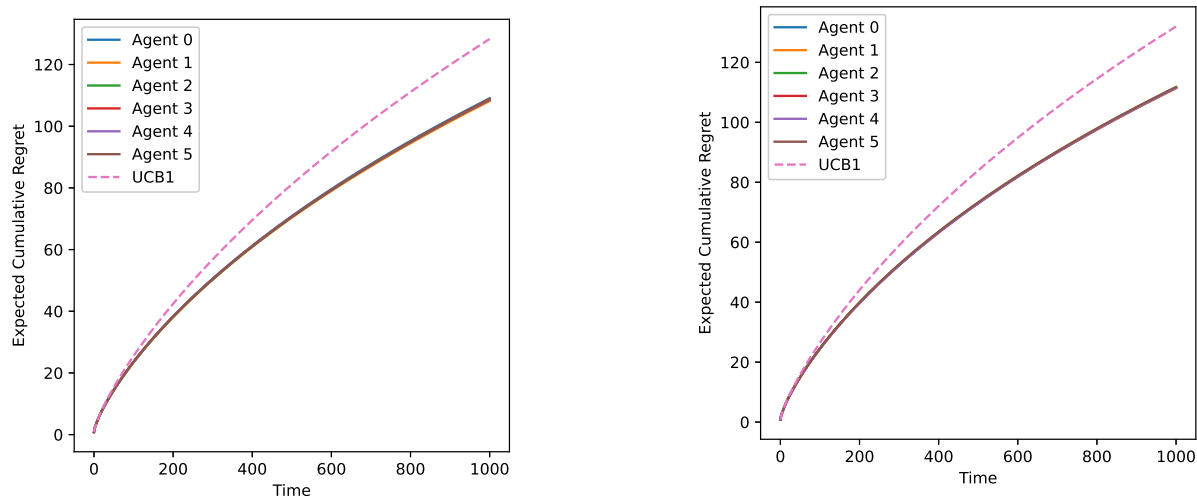
### C.1 Homogeneous vs. Heterogeneous Settings

Recall that a homogeneous setting requires that all agents observe the same reward distribution for any given arm, while in a heterogeneous setting, agents may observe different reward distributions for a given arm, as long as the mean reward for the arm is consistent across all agents. Below we present side by side homogeneous and heterogeneous simulations for otherwise identical settings, first for a case where only one family of reward distribution is present, and next in a case where three different families of reward distributions are present.

#### C.1.1 One Distribution Family

In this subsection we consider side by side homogeneous and heterogeneous simulations for strongly connected, undirected connected, and weakly connected graphs with 6 agents able to choose from a set of 6 arms for  $T = 1000$  time steps, and average the results over 100 trials. Arm means are chosen uniformly at random from  $[0.05, 0.95]$ . Reward distributions follow a Beta distribution with a standard deviation of either 0.01, 0.05, or 0.1. In the homogeneous case, each arm is assigned a

Beta distribution with a certain standard deviation uniformly at random. In the heterogeneous case, each agent/arm pair is assigned a Beta distribution with a certain standard deviation uniformly at random. See Figures 5, 6, and 7.



(a) Results for the homogeneous strongly connected setting. Each arm follows a Beta distribution with standard deviation chosen randomly from 0.01, 0.05, 0.1

(b) Results for the heterogeneous strongly connected setting. Each agent/arm pair follows a Beta distribution with standard deviation chosen randomly from 0.01, 0.05, 0.1.

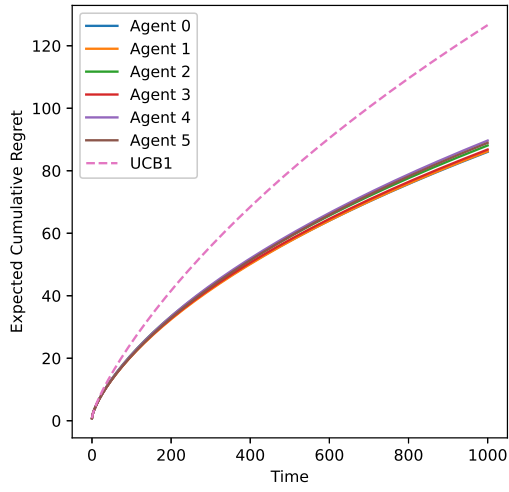
Figure 5: Homogeneous vs. heterogeneous regret plots for every agent running Dec\_UCB and the best agent running UCB1. Results for each plot are averaged over 100 different randomly generated (Erdős-Rényi) strongly connected graphs.

### C.1.2 Three Distribution Families

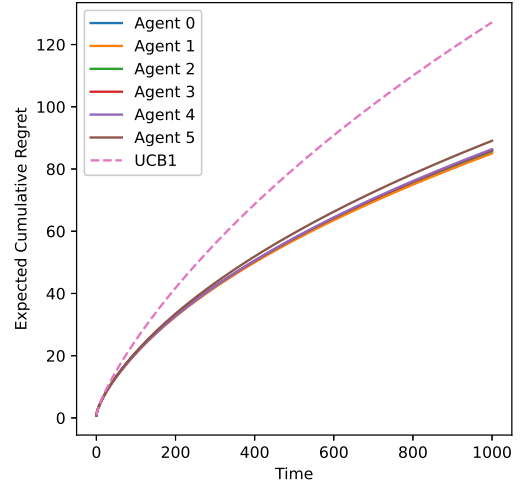
In this subsection we consider side by side homogeneous and heterogeneous simulations for strongly connected, undirected connected, and weakly connected graphs with 15 agents able to choose from a set of 10 arms for  $T = 1000$  time steps, and average the results over 100 trials. Arm means are chosen uniformly at random from  $[0.05, 0.95]$ . Reward distributions follow either a truncated normal distribution with standard deviation 0.2, a Bernoulli distribution, or a uniform distribution with the greatest width possible in  $[0,1]$  given a particular mean. In the homogeneous case, each arm is assigned a distribution uniformly at random. In the heterogeneous case, each arm/agent pair is assigned a distribution uniformly at random. See Figures 8, 9, and 10.

### C.1.3 Discussion

Our simulations on homogeneous and heterogeneous settings reveal no significant differences between the two in terms of regret performance. To complement Section 4 with some variety we opted to use new graph sizes, new quantities of arms, and new distributions, namely, Beta distributions with standard deviations other than 0.05, a truncated normal distribution with a standard deviation four times greater than that of Section 4, and a uniform distribution. Momentarily digressing from the homogeneous vs. heterogeneous comparison, we notice that these different settings still agree with our results in Section 3.2. If any difference between the homogeneous and heteroge-

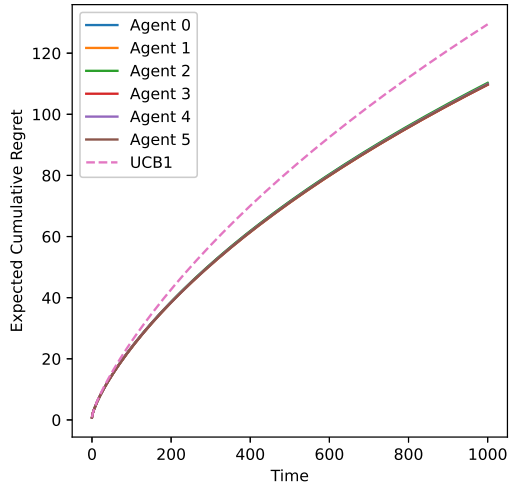


(a) Results for the homogeneous undirected connected setting. Each arm follows a Beta distribution with standard deviation chosen randomly from 0.01, 0.05, 0.1

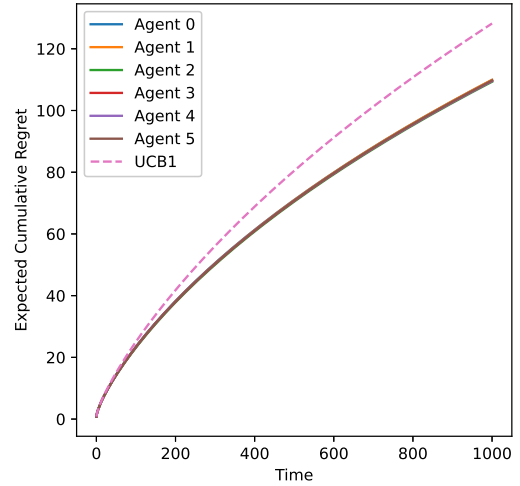


(b) Results for the heterogeneous undirected connected setting. Each agent/arm pair follows a Beta distribution with standard deviation chosen randomly from 0.01, 0.05, 0.1.

Figure 6: Homogeneous vs. heterogeneous regret plots for every agent running `Dec_UCB` and the best agent running `UCB1`. Results for each plot are averaged over 100 different randomly generated (Erdős–Rényi) undirected connected graphs.



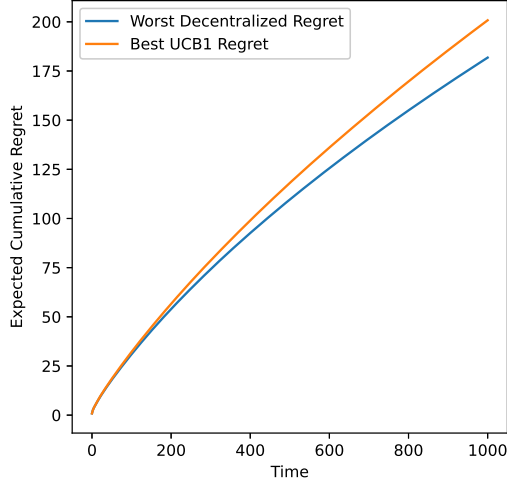
(a) Results for the homogeneous weakly connected setting. Each arm follows a Beta distribution with standard deviation chosen randomly from 0.01, 0.05, 0.1



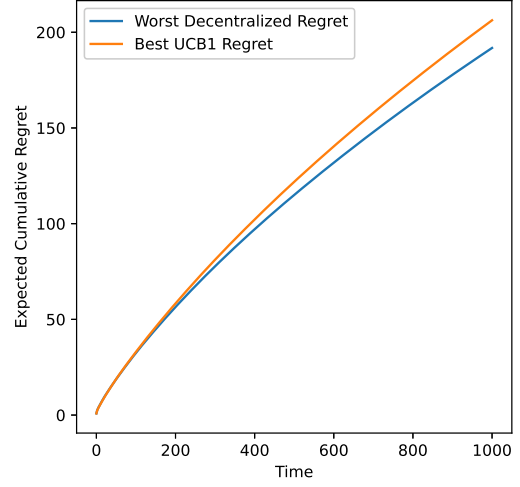
(b) Results for the heterogeneous weakly connected setting. Each agent/arm pair follows a Beta distribution with standard deviation chosen randomly from 0.01, 0.05, 0.1.

Figure 7: Homogeneous vs. heterogeneous regret plots for every agent running `Dec_UCB` and the best agent running `UCB1`. Results for each plot are averaged over 100 different randomly generated (Erdős–Rényi) weakly connected graphs.



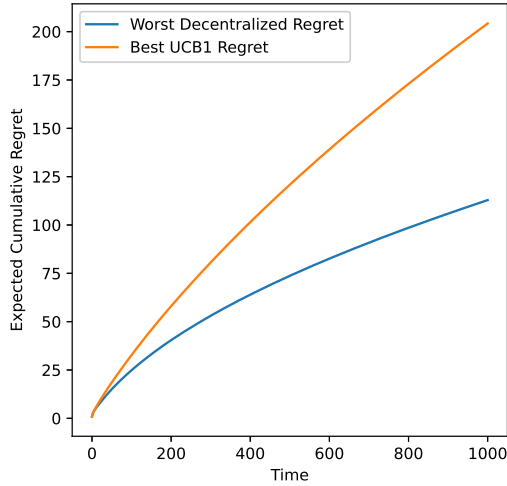


(a) Results for the homogeneous strongly connected setting. Each arm follows either a Bernoulli, uniform, or truncated normal ( $\sigma = 0.2$ ) distribution chosen at random.

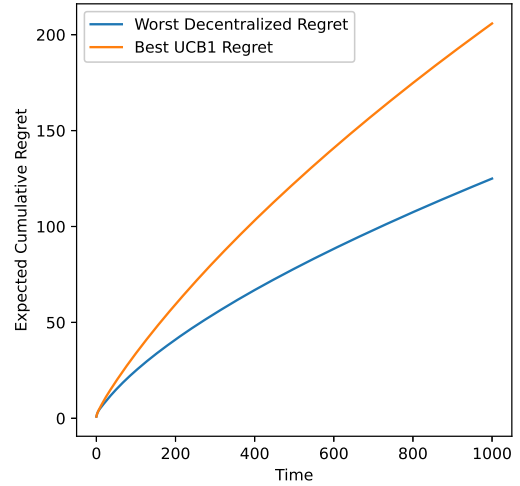


(b) Results for the heterogeneous strongly connected setting. Each agent/arm pair follows either a Bernoulli, uniform, or truncated normal ( $\sigma = 0.2$ ) distribution chosen at random.

Figure 8: Homogeneous vs. heterogeneous regret plots for both the worst performing agent of `Dec_UCB` and best performing agent of `UCB1` in otherwise identical settings. Results for each plot are averaged over 100 different randomly generated (Erdős-Rényi) strongly connected graphs.

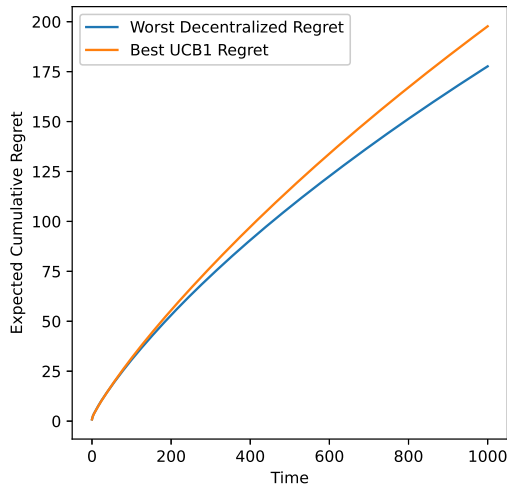


(a) Results for the homogeneous undirected connected setting. Each arm follows either a Bernoulli, uniform, or truncated normal ( $\sigma = 0.2$ ) distribution chosen at random.

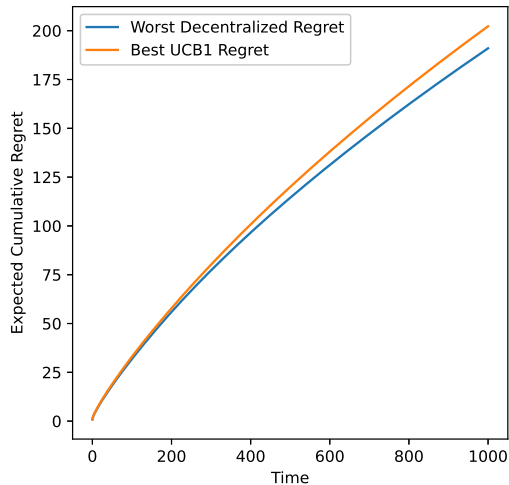


(b) Results for the heterogeneous undirected connected setting. Each agent/arm pair follows either a Bernoulli, uniform, or truncated normal ( $\sigma = 0.2$ ) distribution chosen at random.

Figure 9: Homogeneous vs. heterogeneous regret plots for both the worst performing agent of `Dec_UCB` and best performing agent of `UCB1` in otherwise identical settings. Results for each plot are averaged over 100 different randomly generated (Erdős-Rényi) undirected connected graphs.



(a) Results for the homogeneous weakly connected setting. Each arm follows either a Bernoulli, uniform, or truncated normal ( $\sigma = 0.2$ ) distribution chosen at random.



(b) Results for the heterogeneous weakly connected setting. Each agent/arm pair follows either a Bernoulli, uniform, or truncated normal ( $\sigma = 0.2$ ) distribution chosen at random.

Figure 10: Homogeneous vs. heterogeneous regret plots for both the worst performing agent of `Dec_UCB` and best performing agent of `UCB1` in otherwise identical settings. Results for each plot averaged over 100 different randomly generated (Erdős-Rényi) weakly connected graphs.

neous settings must be pointed out, we could observe from the figures in C.1.1 and C.1.2 that the homogeneous regrets appear to be somewhat smaller than the heterogeneous regrets. However, the difference is quite small, and without any theoretical backing we abstain from making any claims about differences in the two settings.

## C.2 Selected Graphs

### C.2.1 Corollary 2: Undirected vs. Strongly Connected

We first demonstrate the validity of Corollary 2. This is accomplished by first comparing the performance of `Dec_UCB` on an undirected, connected graph where all agents have at least two neighbors with the performance of `Dec_UCB` on a directed, strongly connected graph, keeping all other parameters the same. Six agents and six arms were used, with set means of  $[0.10, 0.25, 0.45, 0.65, 0.75, 0.90]$  for the arms. The reward means  $\mu_k$  were the same for all agents on a given arm, with each  $\mu_k$  randomly chosen from a uniform distribution on  $[0.05, 0.95]$ . Possible reward distributions again included the Beta, Bernoulli, and truncated normal distributions, following the three distribution heterogeneous setting. Experiments were ran for  $T = 1000$  time steps for a total of 100 experiments. The used graphs and their performances are shown in Figures 11 and 12 respectively. As shown, every agent in the undirected graph performs better than the agents in the strongly connected graph, with the performance of an undirected agent being directly related to its number of neighbors.

Next we compare the performance of `Dec_UCB` on an undirected, connected graph where all agents are not guaranteed to have at least two neighbors with the performance of `Dec_UCB` on the same

directed, strongly connected graph. This undirected graph is shown in Figure 13. As illustrated, the undirected agents with only one neighbor (Agents 0 and 5) perform approximately equivalent to the strongly connected agents. The undirected agents with two neighbors perform better than the strongly connected agents.

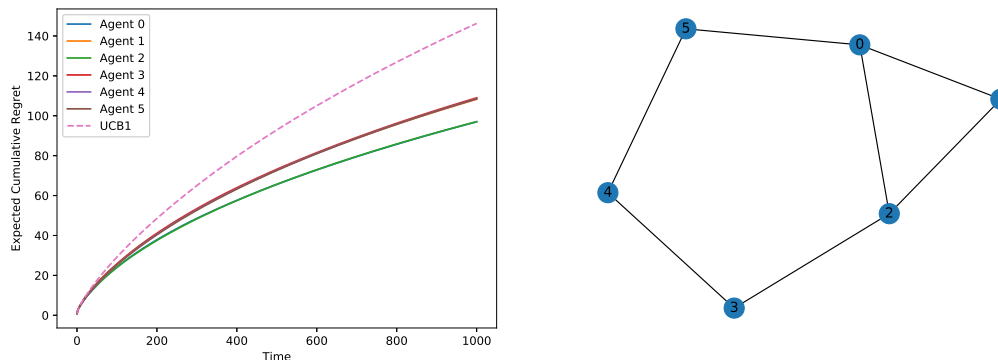


Figure 11: The used undirected graph, ensuring that all agents have at least two neighbors. Reward distributions used vary between agents for a given arm.

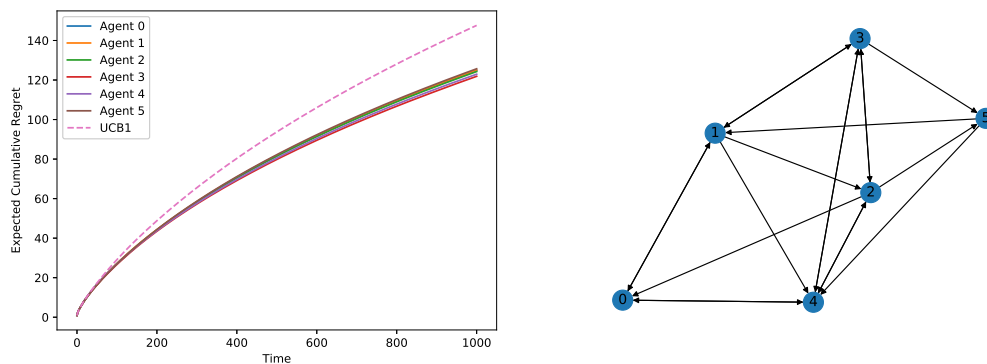


Figure 12: The used strongly connected graph for comparison. Reward distributions used vary between agents for a given arm.

### C.2.2 (Weakly Connected) Directed Path Graph

We next illustrate results for a special weakly connected graph, directed path, for `Dec_UCB`, compared with UCB1. Six agents and six arms were used, with results averaged over 100 experiments, generating new random means  $\mu_k$  each time. The reward means  $\mu_k$  were the same for all agents on a given arm, with each  $\mu_k$  randomly chosen from a uniform distribution on  $[0.05, 0.95]$ . Possible reward distributions again included the Beta, Bernoulli, and truncated normal distributions, following the three distribution heterogeneous setting. Each experiment was ran for  $T = 1000$  time steps. The results are illustrated in Figure 14. These results further suggest that `Dec_UCB` can perform better than UCB1 for this special type of weakly connected graphs, though we are unable to definitively confirm or deny this until theoretical backing is developed or a counterexample is discovered.

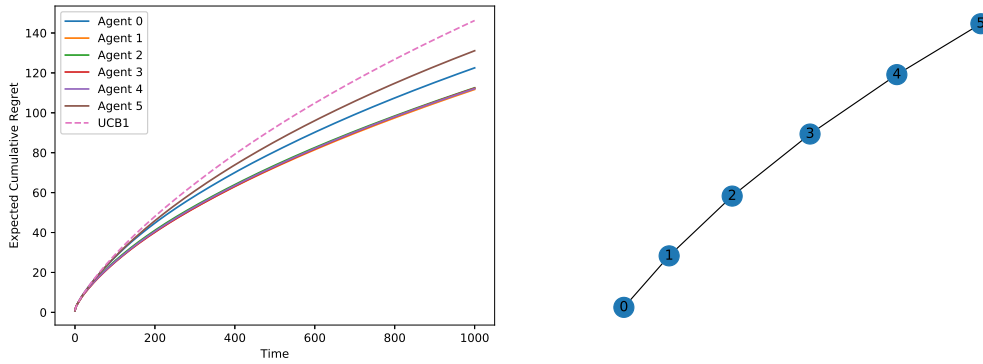


Figure 13: The used undirected graph, allowing for some agents to have only one neighbor. Reward distributions used vary between agents for a given arm.

It is worth emphasizing that in such a directed path, the “root” agent (e.g., agent 0 in Figure 14) does not have any incoming neighbor and thus receives no external information. The root agent therefore solves the bandit problem as in the conventional single-agent case. Since the upper confidence bound function of Dec\_UCB is smaller than that of UCB1, it is likely that there exists counterexamples, with certain “worst-case” reward distributions, in which such a “root” agent cannot solve the bandit problem using Dec\_UCB.

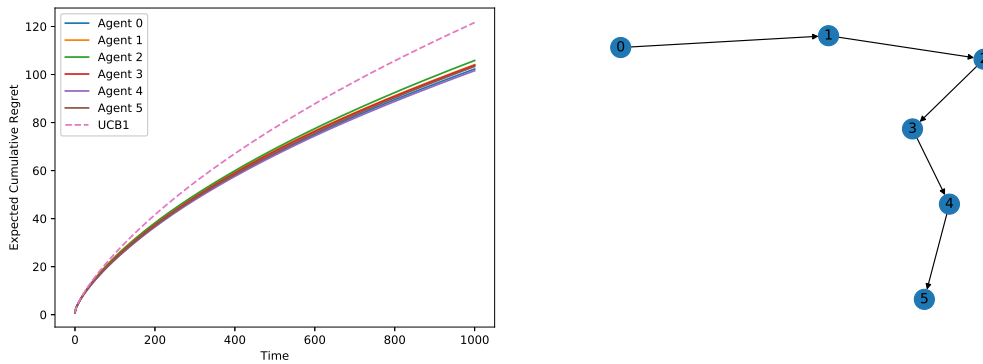


Figure 14: A plot of the regret for both Dec\_UCB and UCB1 of the weakly connected directed path graph, averaged over 100 experiments. Reward distributions used vary between agents for a given arm.

## References

- [1] D. Bouneffouf, I. Rish, and C. Aggarwal. Survey on applications of multi-armed and contextual bandits. In *Proceedings of the IEEE Congress on Evolutionary Computation*, 2020.
- [2] T.L. Lai and H. Robbins. Asymptotically efficient adaptive allocation rules. *Advances in Applied Mathematics*, 6(1):4–22, 1985.

- [3] P. Auer, N. Cesa-Bianchi, and P. Fischer. Finite-time analysis of the multiarmed bandit problem. *Machine Learning*, 47(2-3):235–256, 2002.
- [4] A. Slivkins. *Introduction to Multi-Armed Bandits*, volume 38 of *Foundations and Trends in Machine Learning Series*. Now Publishers, 2019.
- [5] L. Lai, H. Jiang, and H.V. Poor. Medium access in cognitive radio networks: a competitive multi-armed bandit framework. In *Proceedings of the 42nd Asilomar Conference on Signals, Systems and Computers*, pages 98–102, 2008.
- [6] K. Liu and Q. Zhao. Distributed learning in multi-armed bandit with multiple players. *IEEE Transactions on Signal Processing*, 58(11):5667–5681, 2010.
- [7] B. Szorenyi, R. Busa-Fekete, I. Hegedus, R. Ormándi, M. Jelasity, and B. Kégl. Gossip-based distributed stochastic bandit algorithms. In *Proceedings of the 30th International Conference on Machine Learning*, volume 28 of *Proceedings of Machine Learning Research*, pages 19–27, 2013.
- [8] D. Kalathil, N. Nayyar, and R. Jain. Decentralized learning for multiplayer multiarmed bandits. *IEEE Transactions on Information Theory*, 60(4):2331–2345, 2014.
- [9] I. Bistriz and A. Leshem. Distributed multi-player bandits – a game of thrones approach. In *Proceedings of the 32nd International Conference on Neural Information Processing Systems*, pages 7222–7232, 2018.
- [10] A. Sankararaman, A. Ganesh, and S. Shakkottai. Social learning in multi agent multi armed bandits. *Proceedings of the ACM on Measurement and Analysis of Computing Systems*, 3(3):1–35, 2019.
- [11] Y. Wang, J. Hu, X. Chen, and L. Wang. Distributed bandit learning: near-optimal regret with efficient communication. In *Proceedings of the 8th International Conference on Learning Representations*, 2020.
- [12] A. Dubey and A. Pentland. Differentially-private federated linear bandits. In *Advances in Neural Information Processing Systems*, volume 33, pages 6003–6014, 2020.
- [13] C. Shi and C. Shen. Federated multi-armed bandits. In *Proceedings of the 35th AAAI Conference on Artificial Intelligence*, pages 9603–9611, 2021.
- [14] U. Madhushani and N.E. Leonard. A dynamic observation strategy for multi-agent multi-armed bandit problem. In *Proceedings of the European Control Conference*, pages 1677–1682, 2020.
- [15] U. Madhushani and N.E. Leonard. Heterogeneous explore-exploit strategies on multi-star networks. *IEEE Control Systems Letters*, 5(5):1603–1608, 2021.
- [16] P. Landgren, V. Srivastava, and N.E. Leonard. On distributed cooperative decision-making in multiarmed bandits. In *Proceedings of the European Control Conference*, pages 243–248, 2016.
- [17] D. Martínez-Rubio, V. Kanade, and P. Rebeschini. Decentralized cooperative stochastic bandits. In *Proceedings of the 33rd Conference on Neural Information Processing Systems*, pages 4529–4540, 2019.

- [18] A. Dubey and A. Pentland. Private and Byzantine-proof cooperative decision-making. In *Proceedings of the 19th International Conference on Autonomous Agents and Multiagent Systems*, pages 357–365, 2020.
- [19] A. Jadbabaie, J. Lin, and A.S. Morse. Coordination of groups of mobile autonomous agents using nearest neighbor rules. *IEEE Transactions on Automatic Control*, 48(6):988–1001, 2003.
- [20] R. Olfati-Saber, J.A. Fax, and R.M. Murray. Consensus and cooperation in networked multi-agent systems. *Proceedings of the IEEE*, 95(1):215–233, 2007.
- [21] P. Landgren, V. Srivastava, and N.E. Leonard. Distributed cooperative decision-making in multiarmed bandits: Frequentist and bayesian algorithms. In *Proceedings of the 55th IEEE Conference on Decision and Control*, pages 167–172, 2016.
- [22] P. Landgren, V. Srivastava, and N.E. Leonard. Distributed cooperative decision making in multi-agent multi-armed bandits. *Automatica*, 125:109445, 2021.
- [23] J. Zhu, R. Sandhu, and J. Liu. A distributed algorithm for sequential decision making in multi-armed bandit with homogeneous rewards. In *Proceedings of the 59th IEEE Conference on Decision and Control*, pages 3078–3083, 2020.
- [24] Z. Zhu, J. Zhu, J. Liu, and Y. Liu. Federated bandit: a gossiping approach. *Proceedings of the ACM on Measurement and Analysis of Computing Systems*, 5(1), 2021.
- [25] R. Chawla, A. Sankararaman, A. Ganesh, and S. Shakkottai. The gossiping insert-eliminate algorithm for multi-agent bandits. In *Proceedings of the 23rd International Conference on Artificial Intelligence and Statistics*, volume 108 of *Proceedings of Machine Learning Research*, pages 3471–3481, 2020.
- [26] N. Nayyar, D. Kalathil, and R. Jain. On regret-optimal learning in decentralized multi-player multi-armed bandits. *IEEE Transactions on Control of Network Systems*, 5(1):597–606, 2018.
- [27] C. Shi, C. Shen, and J. Yang. Federated multi-armed bandits with personalization. In *Proceedings of the 24th International Conference on Artificial Intelligence and Statistics*, volume 130 of *Proceedings of Machine Learning Research*, pages 2917–2925, 2021.
- [28] T. Li, L. Song, and C. Fragouli. Federated recommendation system via differential privacy. In *Proceedings of the IEEE International Symposium on Information Theory*, pages 2592–2597, 2020.
- [29] J. Zhu and J. Liu. A distributed algorithm for multi-armed bandit with homogeneous rewards over directed graphs. In *Proceedings of the American Control Conference*, pages 3038–3043, 2021.
- [30] Z. Wang, C. Zhang, M.K. Singh, L. Riek, and K. Chaudhuri. Multitask bandit learning through heterogeneous feedback aggregation. In *Proceedings of the 24th International Conference on Artificial Intelligence and Statistics*, volume 130 of *Proceedings of Machine Learning Research*, pages 1531–1539, 2021.
- [31] F. Iutzeler, P. Ciblat, and J. Jakubowicz. Analysis of max-consensus algorithms in wireless channels. *IEEE Transactions on Signal Processing*, 60(11):6103–6107, 2012.

- [32] L. Xiao, S. Boyd, and S. Lall. A scheme for robust distributed sensor fusion based on average consensus. In *Proceedings of the 4th International Conference on Information Processing in Sensor Networks*, pages 63–70, 2005.
- [33] L. Xiao and S. Boyd. Fast linear iterations for distributed averaging. *Systems & Control Letters*, 53(1):65–78, 2004.
- [34] C.R. Harris, K.J. Millman, S.J. van der Walt, et al. Array programming with NumPy. *Nature*, 585(7825):357–362, 2020.
- [35] P. Virtanen, R. Gommers, T.E. Oliphant, et al. SciPy 1.0: Fundamental algorithms for scientific computing in Python. *Nature Methods*, 17:261–272, 2020.
- [36] J.D. Hunter. Matplotlib: A 2D graphics environment. *Computing in Science & Engineering*, 9(3):90–95, 2007.
- [37] A. Hagberg, D. Schult, and P. Swart. Exploring network structure, dynamics, and function using networkx. In *Proceedings of the 7th Python in Science Conference*, pages 11–15, 2008.
- [38] T. Lattimore and C. Szepesvári. *Bandit Algorithms*. Cambridge University Press, 2018.
- [39] W. Hoeffding. Probability inequalities for sums of bounded random variables. *Journal of the American Statistical Association*, 58(301):13–30, 1963.