

Defeating Catastrophic Forgetting via Enhanced Orthogonal Weights Modification

Yanni Li¹, Bing Liu², Kaicheng Yao^{1*}, Xiaoli Kou^{1*}, Pengfan Lv^{1*}, Yueshen Xu¹, Jiangtao Cui¹

¹ School of Computer Science and Technology, Xidian University

² Department of Computer Science, University of Illinois at Chicago

yannili@mail.xidian.edu.cn, liub@uic.edu, {kcyao, pflv}@stu.xidian.edu.cn, {xlkou, yxsu, cuijt}@xidian.edu.cn

Abstract

The ability of neural networks (NNs) to learn and remember multiple tasks sequentially is facing tough challenges in achieving general artificial intelligence due to their *catastrophic forgetting* (CF) issues. Fortunately, the latest OWM (**Orthogonal Weights Modification**) and other several *continual learning* (CL) methods suggest some promising ways to overcome the CF issue. However, none of existing CL methods explores the following three crucial questions for effectively overcoming the CF issue: that is, what knowledge does it contribute to the effective weights modification of the NN during its sequential tasks learning? When the data distribution of a new learning task changes corresponding to the previous learned tasks, should a uniform/specific weight modification strategy be adopted or not? what is the upper bound of the learningable tasks sequentially for a given CL method? ect. To achieve this, in this paper, we first reveals the fact that of the weight gradient of a new learning task is determined by both the input space of the new task and the weight space of the previous learned tasks sequentially. On this observation and the recursive least square optimal method, we propose a new efficient and effective continual learning method EOWM via enhanced OWM. And we have theoretically and definitively given the upper bound of the learningable tasks sequentially of our EOWM. Extensive experiments conducted on the benchmarks demonstrate that our EOWM is effectiveness and outperform all of the state-of-the-art CL baselines.

Introduction

Current state-of-the-art deep neural networks (NNs) can be trained to impressive performance on a wide variety of individual tasks (Krizhevsky, Sutskever, and Hinton 2017; LeCun, Bengio, and Hinton 2015; Huang et al. 2017). Learning multiple tasks in sequence, however, remains a substantial challenge in the NNs. When training on a new task, standard NNs will forget most of the information related to previously learned tasks, a phenomenon referred to as *catastrophic forgetting* (CF) (McCloskey and Cohen 1989; Chen and Liu 2018). Without solving this problem, the NN is hard to adapt to *lifelong or continual learning* (CL), which is crucial and fundamental for *general artificial intelligence* (GAI).

Problem Statement: *Given a sequence of supervised learning tasks $T = (T_1, T_2, \dots, T_N)$, we want to learn them one*

by one in the given sequence such that the learning of each new task will not forget the models learned for the previous tasks (Chen and Liu 2018; Hu et al. 2019).

For the CL research, there have been two main directions over the past 30 years, i.e., one from biological aspects, and the other from deep learning (Parisi et al. 2019). In this study, we focus on the latter. In recent years, many CL methods have been proposed to lessen the effect of CF (Hu et al. 2019; Parisi et al. 2019), e.g., learning without forgetting (LWF) (Li and Hoiem 2016), elastic weight consolidation (EWC) (Kirkpatrick et al. 2016), synaptic intelligence (SI) (Zenke, Poole, and Ganguli 2017), dynamically expandable network (DEN) (Yoon et al. 2018), progressive neural networks (PNN) (Rusu et al. 2016), averaged gradient episodic memory (AGEM) (Chaudhry et al. 2019), parameter generation and model adaptation (PGMA) (Hu et al. 2019), learn to grow (LTG) (Li et al. 2019), maximally interfered retrieval (MIR) (Aljundi et al. 2019), online fast adaptation and knowledge accumulation (OSAKA) (Caccia et al. 2020), etc. Despite the advantages of the above CL methods, however, none of the above existing CL methods explores the following three crucial questions for effectively overcoming the CF issue: such as, what knowledge does it contribute to the effective weights modification of the NN during its sequential tasks learning? When the data distribution of a new learning task changes corresponding to the previous learned tasks, should a uniform/specific weight modification strategy be adopted or not? what is the upper bound of the learningable tasks sequentially for a given CL method? According to whether task identity is provided and whether it must be inferred during test, there are mainly three CL scenarios (Hsu, Liu, and Kira 2018; van de Ven and Tolias 2019), i.e., task incremental learning, domain incremental learning and *class incremental learning* (CIL). CIL is the most challenging scenario in which the classes of each task are assumption of joint or disjoint and the model is trained to distinguish classes of all tasks with a shared output layer, namely single-head. Among the existing CL algorithms, it is worth mentioning that OWM (**Orthogonal Weights Modification**) algorithm (Zeng et al. 2019) and its few variants (He and Jaeger 2018; Shen et al. 2020; Farajtabar et al. 2020; Bennani and Sugiyama 2020), hereafter abbreviated as OWM algorithms, emerged in recent years are suggested to be a promising solution to the CIL scenario as their excellent theory, interpretability and performance

*These authors contributed equally.

(Hsu, Liu, and Kira 2018; van de Ven and Tolias 2019; Zeng et al. 2019). In the OWM algorithms, a good OWM projector P_{OWM} , which uses to find a gradient orthogonal direction, is the key of its method performance. Although the above latest few OWM algorithms have achieved gratifying results, however, we found that the existing OWM algorithms have following weaknesses: 1) none of their P_{OWM} adopt all the necessary knowledge, 2) they make an unpractical assumption of being disjoint between classes of sequential tasks, and 3) they have considerably less attention to the rigorous evaluation of the algorithms. In this study, aiming to achieve all of the above weaknesses of OWM and above representative CL algorithms, we propose a new improved enhanced OWM algorithm, namely EOWM (**E**nhanced **O**rtogonal **W**eights **M**odification). Our contributions can be summarized as follows:

- We theoretically study the projector P_{OWM} of the existing OWM algorithms, and we first reveals the fact that of the weight gradient of a new learning task is determined by both the input space of the new task and the weight space of the previous learned tasks sequentially. On the basis, we propose an enhanced projector P_{EOWM} , which can achieve all the above weaknesses of existing OWM and other CL algorithms.
- Based on our proposed P_{EOWM} and the recursive least square optimal method, we present a new efficient enhanced OWM algorithm EOWM followed by introducing a more reasonable metric to address the weakness of considerably less attention to the rigorous evaluation of the OWM algorithms.
- Extensive experiments conducted on benchmark datasets show that our proposed algorithm EOWM achieves a new SOTA (**S**tate-**O**f-**T**he-**A**rt) results compared with some competitive baselines.

This paper is organized as follows. Section 2 first gives some preliminaries, and overviews related work. Section 3 details our theoretical study to the projector P_{OWM} of the OWM methods followed by our proposed algorithm EOWM. Section 4 reports experimental results on benchmark datasets to evaluate our method. Finally, Section 5 concludes this study.

Related Work

In this study, as we focus on a new and enhanced OWM algorithm, which is expected to effectively overcome the above weaknesses of the existing CL and OWM algorithms, we first outline the OWM methods, and then overview the latest related OWM algorithms.

Preliminaries

OWM method: It is also called *subspace methods* (He and Jaeger 2018; Zeng et al. 2019). Its basic strategy used in these algorithms is that it retains previously learned knowledge by keeping the old input-output mappings that NNs induce fixed. To meet this goal, the gradients are projected to the subspace that is orthogonal to the inputs of past tasks. More formally, in OWM, a projector P_{OWM} used to find the

orthogonal direction to the input space is defined as (Zeng et al. 2019)

$$P_{OWM} = I - A_{n-1} (A_{n-1}^T A_{n-1} + \alpha I)^{-1} A_{n-1}^T \quad (1)$$

where A_{n-1} consists of all $n - 1$ previously trained input vectors as its columns $A_{n-1} = (\mathbf{x}_1, \dots, \mathbf{x}_{n-1})$, and I is a $n - 1$ order unit matrix multiplied with a relatively small constant α . For the n -th new learning task, the learning-induced weights modification of a NN is then updated by the weight gradient, which is calculated according to the standard back-propagation and modified by the projector P_{OWM} . It is worth noting that a well-designed projector P_{OWM} is the vital to a effective and efficient OWM algorithm.

Related work

Among a few OWM algorithms, OWM method (Zeng et al. 2019) is the pioneer of this kind of algorithms. Inspired by the role of the prefrontal cortex (PFC) in mediating context-dependent processing in the primate brain, the OWM first proposed a novel orthogonal weights modification method with the addition of a PFC-like module, that enables CNNs to continually learn different mapping rules in a context-dependent way without interference leading to reach a human level ability in online and continual learning.

CAB (He and Jaeger 2018) proposed a variant of the back-propagation algorithm based on OWM basic principle, i.e., conceptor-aided backprop (CAB), in which gradients are shielded by conceptors against degradation of previously learned tasks. On the benchmark datasets CAB outperforms its baselines for coping with catastrophic interference.

Inspired by the first OWM method (Zeng et al. 2019), (Shen et al. 2020) proposed an improve OWM method, namely OWM+GFR, with the strategy of directly generating and replaying features. Its empirical results on image and text datasets showed that the OWM+GFR can improve OWM (Zeng et al. 2019) consistently by a significant margin while conventional generative replay always resulted in a negative effect, and beats a SOTA generative replay method (Hu et al. 2019).

From the parameter space perspective, OGD (Farajtabar et al. 2020) and OGD+ (Bennani and Sugiyama 2020) studied an approach to restrict the direction of the gradient updates to avoid forgetting previous-learned tasks, which accomplished its goal by projecting the gradients from new tasks onto a subspace where the neural network output on previous tasks do not change and the projected gradient is still in a useful direction. Moreover, OGD+ proved that OGD was robust to CF then derived the first generalization bound for SGD (Stochastic Gradient Descent) (Sinha and Griscik 1971) and OGD for CL.

Though the above few pioneering OWM algorithms claimed that they were the most promising solution to the CF problem, we suggest that they have three serious weaknesses (see Para. 5 of Introduction for details). Different from all of the above OWM methods, based on our findings we proposed a new enhanced OWM method, namely EOWM, to achieve all the above weaknesses of the existing OWM and other CL methods.

The Proposed Enhanced OWM

Basic Concepts

For clarity, based on optimization theory(Saad 2003), we first introduce following basic concepts and notations.

Definition 1: Weight Space. For a NN, let W_i be the weight matrix of a layer learning the i -th task T_i sequentially. And define Ω_{n-1} as the weight space of learned previous $n-1$ tasks, which consists of all $n-1$ previously weight matrices as its columns, i.e., $\Omega_{n-1} = [W_1, W_2, \dots, W_{n-1}]$. And denote Ω_{n-1}^\perp as the orthogonal subspace of Ω_{n-1} .

Given a NN, its weight matrix W_n for the learning task T_n can be calculated by the gradient descent method (Amari 1993) as follows.

$$W_n = W_{n-1} - \lambda \Delta W_n \quad (2)$$

where λ is the learning rate and ΔW_n corresponds to the weight gradient for the task T_i .

Definition 2: Projections. Let $\Delta W_n^{\Omega_{n-1}}$ ($\Delta W_n^{\Omega_{n-1}^\perp}$) be the projections of ΔW_n on Ω_{n-1} (Ω_{n-1}^\perp). From the basic definition of projection(Saad 2003), we have

$$\begin{cases} \Delta W_n = \Delta W_n^{\Omega_{n-1}} + \Delta W_n^{\Omega_{n-1}^\perp} \\ s.t. \Delta W_n^{\Omega_{n-1}} \in \Omega_{n-1}, \Delta W_n^{\Omega_{n-1}^\perp} \in \Omega_{n-1}^\perp \end{cases} \quad (3)$$

Definition 3: Projection operator. Let Q and Q_{ort} be the projection operators that project ΔW_n to Ω_{n-1} and Ω_{n-1}^\perp , respectively. Based on the basic definition of the projection operator(Gloub and Van Loan 1996; Saad 2003), Q and Q_{ort} can be computed as follows.

$$\begin{cases} Q = \Omega_{n-1} (\Omega_{n-1}^T \Omega_{n-1} + \beta I)^{-1} \Omega_{n-1}^T \\ Q_{ort} = I - \Omega_{n-1} (\Omega_{n-1}^T \Omega_{n-1} + \beta I)^{-1} \Omega_{n-1}^T \end{cases} \quad (4)$$

where β is a very small positive empirical constant.

On the above basis, following Eq.5 can be deduced.

$$\begin{cases} \Delta W_n^{\Omega_{n-1}} = \Delta W_n Q \\ \Delta W_n^{\Omega_{n-1}^\perp} = \Delta W_n Q_{ort} \end{cases} \quad (5)$$

Based on Eqs.3 to 5, following Theorems can be obtained.

Theorem 1: $\Delta W_n^{\Omega_{n-1}}$ and $\Delta W_n^{\Omega_{n-1}^\perp}$ only contain the knowledge of the previous learned tasks (T_1, T_2, \dots, T_{n-1}) and the current learning task T_n , respectively.

Proof: As $\Delta W_n^{\Omega_{n-1}} \in \Omega_{n-1}$ and $\Delta W_n^{\Omega_{n-1}^\perp} \in \Omega_{n-1}^\perp$, $\Delta W_n^{\Omega_{n-1}}$ only contains the knowledge of previous learned tasks. Ω_{n-1}^\perp is orthogonal to Ω_{n-1} , so $\Delta W_n^{\Omega_{n-1}^\perp}$ only contains the knowledge of the new task T_n . ■

Theorem 2: When a NN learns a new task T_n , both the two projections $\Delta W_n^{\Omega_{n-1}}$ and $\Delta W_n^{\Omega_{n-1}^\perp}$ of the weight gradient ΔW_n of T_n will disturb the weight space Ω_{n-1} of the previous learned tasks (T_1, T_2, \dots, T_{n-1}), and Ω_{n-1} would be transformed into a new weight space Ω_n as follows.

$$\Omega_n = \left[\Omega_{n-1}, -\lambda \left(\Delta W_n^{\Omega_{n-1}} + \Delta W_n^{\Omega_{n-1}^\perp} \right) \right] \quad (6)$$

where $\Delta W_n^{\Omega_{n-1}} \in \Omega_{n-1}$, and $\Delta W_n^{\Omega_{n-1}^\perp} \notin \Omega_{n-1}$.

Proof: After the new task T_n with the weight matrix W_n is trained, its weight space has changed as $\Omega_n = [W_1, W_2, \dots, W_{n-1}, W_n]$.

With Eq.2, $\Omega_n = [W_1, W_2, \dots, W_{n-1}, (W_{n-1} - \lambda \Delta W_n)]$. Following the equivalence of elementary transformation of matrix and Eq.3, we have

$$\begin{aligned} \Omega_n &= [W_1, W_2, \dots, W_{n-1}, -\lambda \Delta W_n] \\ &= \left[W_1, W_2, \dots, W_{n-1}, -\lambda \left(\Delta W_n^{\Omega_{n-1}} + \Delta W_n^{\Omega_{n-1}^\perp} \right) \right] \\ &= \left[\Omega_{n-1}, -\lambda \left(\Delta W_n^{\Omega_{n-1}} + \Delta W_n^{\Omega_{n-1}^\perp} \right) \right] \quad \blacksquare \end{aligned}$$

In particular, the above Theorems and Eq.6 clearly reveals the fact that *the new weight space for the new task T_n consists of two parts, where one is the previous learned weight space Ω_{n-1} , and another is the influence of old knowledge ($\Delta W_n^{\Omega_{n-1}}$) and new knowledge ($\Delta W_n^{\Omega_{n-1}^\perp}$) on Ω_{n-1} .*

An Enhanced Projection Operator P_{EOWM}

Equipped with the above revealed important fact, we aim to seek an enhanced projecting operator denoted as P_{EOWM} to overcome the existing OWM and other CL methods' weaknesses. For clarity, we first introduce Def.5 followed by our proposed P_{EOWM} . **Definition 5:** For simplicity, let the class label set of all the previous learned/trained tasks T_{prev} as C_{prev} , while the class label set of new learned/trained task T_{new} as C_{new} . If $C_{prev} \cap C_{new} \neq \emptyset$, we define that T_{prev} is similar to or joints T_{new} denoted as $T_{prev} \approx T_{new}$. Otherwise, both T_{prev} and T_{new} are dissimilar, namely disjoint denoted as $T_{prev} \neq T_{new}$.

An Enhanced Projection Operator P_{EOWM} : In practice, the classes of sequentially learning tasks may be joint or disjoint. Considering the both situations, we calculate the P_{EOWM} as follows:

1) if $T_{prev} \approx T_{new}$, The weight space Ω_{n-1} of T_{prev} most likely to contains optimal weights of the new task T_{new} . Based on the Def. 3 and Theorem 2, the correction matrix of the weight gradient of T_{new} , i.e., P_{EOWM} , should increase a gradient change over Ω_{n-1} ; Otherwise,

2) the optimal network weights to the new task T_{new} on Ω_{n-1}^\perp should be ensured and enhanced. As Ω_{n-1}^\perp and Ω_{n-1} are orthogonal, the learning of the optimal network weights of T_{new} will not affect the original network weights of the previous tasks T_{prev} .

Fig.1 illustrates the core idea of our P_{EOWM} , that is, P_{EOWM} will always guide the weights gradient towards the optimal direction for previous learned tasks and new learning task. In short, our P_{EOWM} can be formalized as follows:

$$P_{EOWM} = \begin{cases} P_{OWM}(c_1 I + c_2 Q), & T_{prev} \approx T_{new} \\ P_{OWM}(c_1 I + c_2 Q_{ort}), & T_{prev} \neq T_{new} \end{cases} \quad (7)$$

where c_1 and c_2 are positive empirical coefficients less than 1, and $c_1 + c_2 = 1$. Q and Q_{ort} are the projection operators that project ΔW_n to Ω_{n-1} and Ω_{n-1}^\perp , respectively (see Def.3 and Eq.4).

Let the correction matrix of the weight gradient for new task T_n be P_{EOWM}^n . P_{EOWM}^n is used to modify its weight gradient ΔW_n . According to Eq.2, the weight of a new task T_n can be updated by following Eq.8.

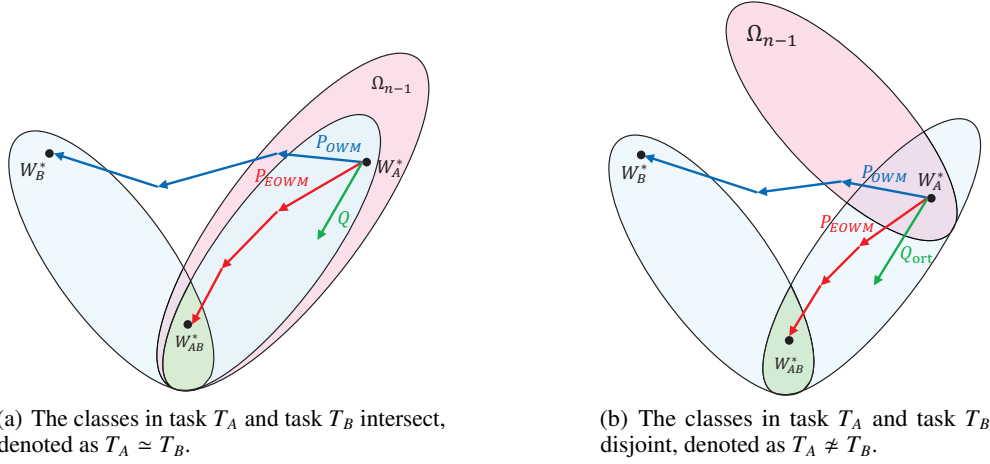


Figure 1: The schematic diagram of moving trajectories of P_{OWM} and proposed P_{EOWM} , where W_A^* (pink area), W_B^* (blue area) and W_{AB}^* (green area) represent the optimal weights about task A, task B, and both task A and task B, respectively. Both Figs.(a) and (b) clearly indicate that P_{EOWM} always progresses towards optimal direction W_{AB}^* of both the previous learned task A and the new learning task B, while P_{OWM} does towards the optimal direction W_B^* of the new learning task B.

$$W_n = W_{n-1} - \lambda \Delta W_n P_{EOWM}^n \quad (8)$$

The efficient iterative calculation of P_{EOWM} : To avoid the heavy computation cost of large-scale matrix operations in Eqs.7 and 8, Based on the Recursive Least Square (RLS) algorithm(Shah, Palmieri, and Datum 1992), an efficient iterative calculation of P_{EOWM} is carefully designed, which is shown in Theorem 3 for details..

Theorem 3: P_{EOWM} can be calculated efficiently and iteratively by Eq.9 (proof shown in Appedix A).

$$P_{EOWM}^{n+1} = \begin{cases} P_{OWM}^{n+1}(c_1 I + c_2 Q^{n+1}), & T_{prev} \simeq T_{n+1} \\ P_{OWM}^{n+1}(c_1 I + c_2 Q_{ort}^{n+1}), & T_{prev} \neq T_{n+1} \end{cases} \quad (9)$$

where $P_{OWM}^{n+1} = P_{OWM}^n - \kappa_x \bar{x}_n^T P_{OWM}^n$, and $\kappa_x = (\alpha + \bar{x}_n^T P_{OWM}^n \bar{x}_n)^{-1} P_{OWM}^n \bar{x}_n$. \bar{x}_n corresponds to the mean value of task T_n 's input, and α is a small constant same as in Eq.2, respectively. The iterative equation of Q_{ort} and Q is given as follows.

$$\begin{cases} Q_{ort}^{n+1} = Q_{ort}^n - \kappa_W \bar{W}_n^T Q_{ort}^n \\ Q^{n+1} = I - Q_{ort}^n \end{cases} \quad (10)$$

where $\kappa_W = (\beta + \bar{W}_n^T Q_{ort}^n \bar{W}_n)^{-1} Q_{ort}^n \bar{W}_n$. \bar{W}_n and β are the mean value of network weights after task T_n learned and the small constant in Eq.4, respectively.

Theorem 3 clearly indicates that the iterative computation of P_{EOWM} only need the input of current learning task T_n and its weight matrix W_n , which greatly reduces the storage space and speedup the calculation.

The proposed EOWM Algorithm

On the above basis, we present a novel enhanced OWM algorithm, namely EOWM. Its algorithm pseudo-code and

Algorithm 1: EOWM algorithm

Input: The sequential tasks $\{T_1, T_2, \dots, T_N\}$

Parameter: Regular terms α and β of projection operator; Learning rate λ

Output: All tasks' predicted labels \bar{y}

- 1: Randomly initialize the neural network weights W , $P_{OWM} \leftarrow I/\alpha$, $Q_{ort} \leftarrow I/\beta$, $T_{prev} \leftarrow \emptyset$, $\bar{y} \leftarrow \emptyset$;
 - 2: **while** each $j \in [1, N]$ **do**
 - 3: $\bar{y}_j \leftarrow \mathbf{Forward}(x_j)$; \bar{y}_j is the predicted label for T_j .
 - 4: $\Delta W_j \leftarrow \mathbf{Backward}(\text{Loss}(y_j, \bar{y}_j))$;
 - 5: **if** $j = 1$ **then**
 - 6: Calculate W_j by Eq.2;
 - 7: **else**
 - 8: Calculate W_j by Eq.8;// Update weights by P_{EOWM} .
 - 9: **end if**
 - 10: Calculate P_{OWM} by Eq. 9;
 - 11: Calculate Q_{ort} and Q by Eq. 10;
 - 12: $sim = \mathbf{Similarity}(T_{prev}, T_j)$;
 - 13: Calculate empirical coefficients c_1 and c_2 with sim
 - 14: Calculate P_{EOWM} by Eq. 9;// Generate P_{EOWM} .
 - 15: $T_{prev} \leftarrow T_{prev} \cup T_j$;
 - 16: $\bar{y} \leftarrow \bar{y} \cup \bar{y}_j$;
 - 17: **end while**
 - 18: **return** \bar{y} .
-

training framework are shown in Alg.1 and Fig.2, respectively.

The proposed EOWM algorithm consists of three functional modules: 1) initialization (shown in line 1 in Alg.1), 2) updating Weights of the NN by P_{EOWM} layer-by-layer (shown in lines 3 to 9 in Alg.1), with the forward propagation algorithm ($\mathbf{Forward}(\cdot)$), back propagation algorithm $\mathbf{Backward}(\cdot)$, and Loss function ($\mathbf{Loss}(\cdot)$), respectively. Note that the weights updating for the Task T_1 is calculate by Eq.2, while for the other tasks $T_2 \dots T_N$ by Eq.8, and 3) generat-

ing final weights of the NN by Eqs.9 and 10 with similarity function ($Similarity(\cdot)$) (shown in lines 10 to 16 in Alg.1).

The training pipeline of the EOWM is shown in Fig.2. In training for task T_n , the correction matrix P_{EOWM}^n is firstly calculated based on P_{EOWM}^{n-1} of the previous tasks T_{prev} ($T_1 \dots T_{n-1}$). Then the class labels of the task T_n are predicted with forward propagation algorithm $Forward(\cdot)$. Finally, the training of current task T_n is completed with the back propagation algorithm $Backward(\cdot)$.

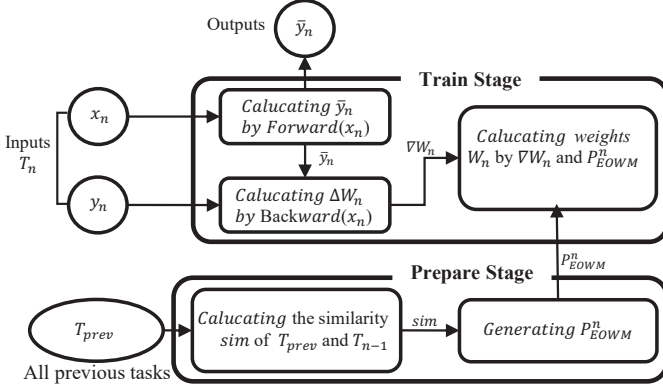


Figure 2: The training framework of our EOWM algorithm.

Especially noteworthy is that our proposed EOWM algorithm also has the following two unique properties (shown in Theorems 4 and 5) by our theoretical analysis and extensive experiments.

Theorem 4: The time complexity of our EOWM algorithm is $O(N_c^3 N_n)$, where N_c and N_n are the numbers of the columns of the weight and neurons of a layer in the NN , respectively (proof shown in Appendix B).

As the capacity of one layer of the NN can be measured by the rank of P_{EOWM} , we can use the rank of P_{EOWM} , denoted as $rank(P_{EOWM})$, for the number of learnable different tasks (Zeng et al. 2019).

Theorem 5 : The upper bound of the minimum number of learnable tasks of our proposed EOWM is $rank(P_{EOWM})$, which is formulated as follows.

$$rank(P_{EOWM}) \leq \begin{cases} Rank_{OWM} + rank(P_{OWM}Q), & T_{prev} \simeq T_{n+1} \\ Rank_{OWM} + rank(P_{OWM}Q_{ort}), & T_{prev} \neq T_{n+1} \end{cases}$$

where $Rank_{OWM}$ is the maximum rank of P_{OWM} when $rank(P_{OWM}Q) > 0$ and $rank(P_{OWM}Q_{ort}) > 0$ (proof shown in Appendix C).

Experiments

Datasets and Experimental Settings

We evaluate our EOWM and compare with some competitive baselines using three image datasets.

Datasets: 1) MNIST (LeCun et al. 1998): this dataset consists of 70,000 28×28 black-and-white images of handwritten digits from 0 to 9. We use 60,000/3000/7000 images for training/validation/testing respectively. 2) CIFAR-10 (Krizhevsky, Hinton et al. 2009): this dataset consists of 60,000 32×32

color images of 10 classes, with 6000 images per class. We use 50,000/3000/7000 images for training/validation/testing respectively. 3) CIFAR-100 (Krizhevsky, Hinton et al. 2009): this dataset consists of 60,000 32×32 color images of 100 classes, with 600 images per class. We use 50,000/3000/7000 images for training/validation/testing respectively.

Data Preparation: To simulate sequential learning, we adopt the same two data processing methods as in (Lee et al. 2017), named disjoint and shuffled.

1) Shuffled (corresponding to similar tasks). We shuffle the input pixels of an image with a fixed random permutation to construct similar tasks. As shuffling real-world data will have a huge impact on the image, we only shuffle images in MNIST to construct Shuffled MNIST. We create three experimental settings of 3 tasks, 10 tasks and 20 tasks. In these cases, the dataset for the first task is the original dataset and the rest datasets are constructed through shuffling. Each task has 10 classes from 0 to 9.

2) Disjoint (corresponding to dissimilar tasks). In this case, we divide each dataset into several subsets of classes. Each subset represents one task. For example, we divide the CIFAR-10 dataset into two tasks. The first task consists of five classes $\{0, 1, 2, 3, 4\}$ and the second task consists of the remaining classes $\{5, 6, 7, 8, 9\}$. The NN learns the two tasks sequentially and regards the two tasks together as 10-class classification. To study more tasks in test, on CIFAR-100 dataset, four experimental settings are created, which are 2 tasks, 5 tasks, 10 tasks and 20 tasks, respectively. Each task has the same number of classes.

Baselines: To extensively evaluate our EOWM, we use seven state-of-the-art CL algorithms as our baselines: i.e., 1) EWC (Elastic Weight Consolidation) (Kirkpatrick et al. 2016) is a typical regularization CL algorithms. 2) PGMA (Parameter Generation and Model Adaptation) (Hu et al. 2019) is a competitive generative replay method that integrates generating network parameters and generating feature replay. 3) OGD (Orthogonal Gradient Descent) (Farajtabar et al. 2020) is a representative gradient projection method, which is robust to forgetting to an arbitrary number of tasks under an infinite memory. 4) OGD+ (Orthogonal Gradient Descent Plus) (Bennani and Sugiyama 2020) is an extended method from OGD with more robustness than OGD. 5) OWM (Orthogonal Weights Modification) (Zeng et al. 2019) is the pioneer of the orthogonal gradient projection method. 6) ER-MIR and Hy-MIR (Aljundi et al. 2019) are two typical replaying methods, which select the most effective previous task data for replay.

All experiments are performed on a server with Intel(R) Xeon(R) Gold 5115 CPU @ 2.40GHz, 97GB RAM, NVIDIA Tesla P40 22GB GPU. Our EOWM is implemented and tested using Python 3.6 and PyTorch 0.4.1. For the comparison fairness, we faithfully follow the running environments and hyper-parameters setting described in their original papers for all baselines in this paper.

Training Details: To fairly compare, for similar tasks, our proposed EOWM algorithm uses the same classifier as all the above baselines. That is, a multilayer perception is adopted as the classifier, which consists of two fully connected layers

with 100 neural cells as its hidden layer followed by a softmax layer. For dissimilar tasks, both the EOWM and baselines set a classifier same setting as (Zeng et al. 2019). That is, they consists of three layers CNN with 64, 128, and 256 2×2 filters, respectively, which have three fully connected layers with 1000 neural cells in their each hidden layer. To improve the ability of the NNs to extract features, the number of filters in NNs on CIFAR-100 dataset is doubled, that is, three NNs with 128, 256, and 512 2×2 filters, respectively. The setting of fully connected layers is consistent with CIFAR-10 dataset. The hyper-parameters settings of our EOWM are shown in Table. 1.

Table 1: Hyper-parameters settings of proposed EOWM

Hyper-parameters	Shuffled MNIST	CIFAR-10	CIFAR-100
Epochs each task	30	20	30
Batch size	100	100	100
Learning rate	(3, 3.5)	0.1	0.15
r	0.99	0.99	0.99
α	(0,1)	(0,1)	(0,1)
β	(0,1)	(0,10)	(0,10)

In CIFAR-10 dataset and CIFAR-100 dataset, we use the modification matrix P_{ds} to modify the weight gradient of the three CNN layers, to finish the learning of new tasks. Meanwhile, as stated in Section , using P_{ds} to modify the weight gradient ΔW_n will further increase the impact of new knowledge on the neural network. The authors in (Wu et al. 2019) give a point that the last fully connected layer has a strong bias towards new classes, so we use P_s to modify the gradient of the weight of three fully connected layers.

Evaluation Metrics: In general, the performance of alleviating forgetting is evaluated by *Average Accuracy* (AA for short), which is a average accuracy of classification over all sequentially learned tasks.

$$AA = \frac{1}{N} \sum_{i=1}^N acc_{i,N} \quad (11)$$

where N is the total number of learned tasks and $acc_{i,N}$ is the accuracy of i -th learned task.

It is worth noting that two more reasonable metrics BWT (Lopez-Paz and Ranzato 2017) and FM (Chaudhry et al. 2019) for evaluating CF have been presented in resent years, as they adopt the mean difference between $acc_{i,i}$ and $acc_{i,N}$ as the evaluation against CF other than AA with $acc_{i,N}$. The metrics BWT and FM are as follows.

$$BWT = \frac{1}{N-1} \sum_{i=1}^N acc_{i,N} - acc_{i,i} \quad (12)$$

$$FM = \frac{1}{N-1} \sum_{i=1}^{N-1} \max_{t \in \{1, \dots, N-1\}} (acc_{i,t} - acc_{i,N}) \quad (13)$$

However, we discover the weakness of the BWT and FM, that is, when the ACC values of learned tasks are lower, the values of BWT and FM are also small, which results in a false result, i.e., the algorithm has a good performance against CF. To overcome this weakness, we propose a more reasonable metric, namely MRR, which uses the quotient of $acc_{i,i}$ and $acc_{i,N}$ to avoid the weakness. The proposed MRR is defined as follows.

$$MRR = \frac{1}{N-1} \sum_{i=1}^{N-1} \frac{acc_{i,N}}{acc_{i,max}} \quad (14)$$

where $acc_{i,max}$ is the maximum accuracy of the i -th task in the whole training process. Note that, $MRR \in [0, 1]$. A larger MRR indicates a better effect of alleviating forgetting.

Experimental results

Performance of alleviating forgetting: In this subsection, we report our evaluation results (the AA and MRR are shown in Table 2 and Fig. 3) of the proposed EOWM and other five baselines in two cases (tasks are similar or dissimilar). From Table 2 and Fig. 3, we can draw the following conclusions.

1) When tasks are similar, the EOWM is consistently superior to other algorithms except in the setting that has three tasks on Shuffled MNIST dataset. In the other three settings on Shuffled MNIST dataset, the difference between the EOWM and the OWM is -0.0002, 0.0058 and 0.0065 with the AA metric, respectively. It indicates that in the case of similar tasks, compared to the OWM, as the number of tasks increases, the EOWM has more advantages in learning the optimal weight of a new task.

2) The EOWM has the highest MRR performance on Shuffled MNIST dataset in the case of similar tasks. The difference between our method and OWM is 0.0015, 0.0041 and 0.0081, respectively. Such a result means that EOWM performs better in alleviating forgetting with the increasing number of tasks when tasks are similar compared to the OWM. Therefore, EOWM has higher potential in finishing continuous learning.

3) When tasks are dissimilar, our EOWM gains the highest accuracy in all settings on CIFAR-10 and CIFAR-100, which means that our EOWM has significant advantages in learning new features of new tasks. Moreover, in the case of dissimilar tasks, our EOWM yields the best MRR, which indicates that properly enlarge the influence of new task does not have a negative impact on alleviating forgetting.

Ablation study: In this part, we evaluate the effect of the size of the projection of gradient on Ω_{n-1} and Ω_{n-1}^\perp on the ability of the neural network to learn new knowledge and alleviate forgetting. We fix w_1 and set w_2 to different values to adjust the influences of the two gradient projections. We evaluate the impact both using the AA and MRR metrics. When tasks are similar, we shuffle the MNIST and construct two joint tasks, where both have ten classes. However, when tasks are dissimilar, we divide the MNIST dataset into two disjoint tasks, where both have five classes. The neural network consists of two fully connected layers.

As shown in Table 3, when tasks are similar, fixing the value of $w_1 + w_2$, both the AA and MRR of the neural network will increase. The reason is that if we fix $w_1 + w_2$, enlarging w_2 will decrease w_1 which means increase the impact of old knowledge and decrease the impact of new knowledge. So the MRR increases and the neural network saves more old knowledge and the AA increases.

When tasks are dissimilar, fixing the value of $w_1 + w_2$, the AA increase and the MRR first rises and then decreases. The

Table 2: AA and MRR over all tasks in a sequence after the learning of all tasks is completed

Metric	Model	Shuffled MNIST (3 tasks)	Shuffled MNIST (10 tasks)	Shuffled MNIST (20 tasks)	CIFAR-10 (5 tasks)	CIFAR-100 (2 tasks)	CIFAR-100 (5 tasks)	CIFAR-100 (10 tasks)	CIFAR-100 (20 tasks)
AA	EWC	0.9427	0.8820	0.6860	0.1879	0.2646	0.1325	0.0765	0.0425
	PGMA	0.9814	0.8895	0.7010	0.4111	0.3496	0.3001	0.2195	0.1791
	OGD	0.9380	0.8681	0.7485	0.3466	0.3925	0.3062	0.2074	0.1458
	OGD+	0.9403	0.9047	0.7874	0.3785	0.4224	0.3127	0.3060	0.1737
	OWM	0.9834	0.9458	0.8858	0.5316	0.4066	0.3504	0.3149	0.2774
	ER-MIR	0.9067	0.7921	0.7594	0.4249	0.3152	0.2148	0.2363	0.1935
	AE-MIR	0.9129	0.8433	0.7438	0.3502	0.3611	0.1118	0.1066	0.0590
Our EOWM	0.9832	0.9516	0.8923	0.8223	0.5535	0.5068	0.4328	0.3782	
MRR	EWC	0.9639	0.9203	0.7134	0	0.0087	0.0010	0	0
	PGMA	0.9956	0.9246	0.7292	0.4799	0.6348	0.6540	0.4466	0.2549
	OGD	0.9874	0.9431	0.7680	0.3800	0.7529	0.4417	0.2867	0.1752
	OGD+	0.9894	0.9408	0.8111	0.4110	0.7913	0.4602	0.4019	0.2082
	OWM	0.9950	0.9711	0.9132	0.7083	0.5891	0.6834	0.6523	0.6606
	ER-MIR	0.9694	0.9137	0.8855	0.7263	0.6375	0.6293	0.4654	0.3234
	AE-MIR	0.9931	0.9219	0.8189	0.7263	0.8636	0.6448	0.5031	0.1816
Our EOWM	0.9965	0.9752	0.9213	0.8649	0.8715	0.7294	0.8154	0.7285	

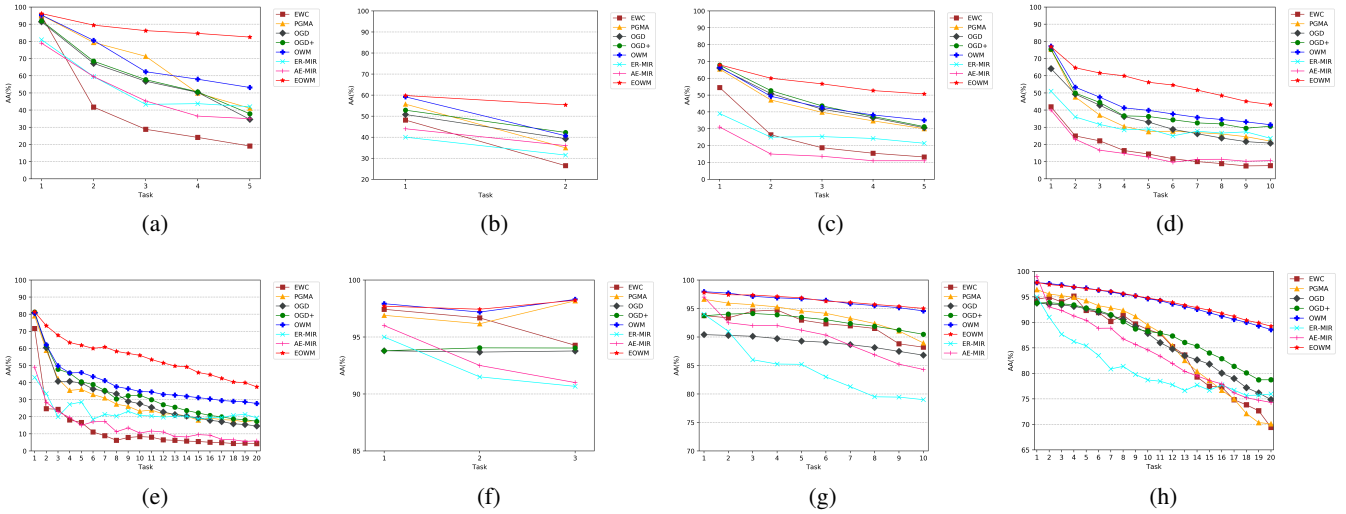


Figure 3: The average accuracy of EOWM and five baselines on Shuffled MNIST, CIFAR-10, and CIFAR-100. (a) CIFAR-10 with 5 tasks, (b) CIFAR-100 with 2 tasks, (c) CIFAR-100 with 5 tasks, (d) CIFAR-100 with 10 tasks, (e) CIFAR-100 with 20 tasks, (f) Shuffled MNIST with 3 tasks, (g) Shuffled MNIST with 10 tasks, (h) Shuffled MNIST with 20 tasks.

 Table 3: The performance of the AA and MRR over 2 tasks under different combinations of w_1 and w_2

Metric	Shuffled MNIST(2 Task)			
	Coefficient settings	$w_2 = 0.05$	$w_2 = 0.1$	$w_2 = 0.15$
AA	$(w_1 + w_2) = 1$	97.41	97.45	97.56
MRR		0.9938	0.9964	0.9983
Metric	MNIST(2 Task)			
	Coefficient settings	$w_2 = 0.05$	$w_2 = 0.1$	$w_2 = 0.15$
AA	$(w_1 + w_2) = 1$	87.16	87.43	87.77
MRR		0.7742	0.7780	0.7871

reason is that if fixing the value of $w_1 + w_2$, a larger w_2 indicates a smaller w_1 , which means increase the impact of old knowledge and decrease the impact of new knowledge. As the increase of w_2 , the MRR first rises because of the new knowledge's influence less than the old knowledge's and finally decrease because of the new knowledge has great influence when new tasks learning. When the neural network forgets

less than it learns, the AA will increase. When the neural network forgets less than it learns, the AA will increase.

Conclusion

In this study, we first theoretically study the essential weaknesses of the existing OWM methods. Then we reveal and prove the facts that: 1) none of the existing P_{OWM} of the OWM methods take advantage of all the necessary knowledge, and 2) the existing methods rely on an unpractical assumption that the classes of sequential tasks are disjoint. We propose a new enhanced projection operator, i.e., P_{EOWM} , which takes into account all the knowledge in P_{OWM} and removes the unrealistic assumption. On the bases, we propose a new OWM algorithm EOWM followed by introducing a more reasonable metric. Extensive experiments conducted on the benchmarks demonstrate that our EOWM is superior to all of the state-of-the-art continual learning baselines.

References

- Aljundi, R.; Belilovsky, E.; Tuytelaars, T.; Charlin, L.; Caccia, M.; Lin, M.; and Page-Caccia, L. 2019. Online Continual Learning with Maximal Interfered Retrieval. 11849–11860.
- Amari, S. 1993. Backpropagation and stochastic gradient descent method. *Neurocomputing*, 5(4-5): 185–196.
- Bennani, M. A.; and Sugiyama, M. 2020. Generalisation guarantees for continual learning with orthogonal gradient descent. arXiv:2006.11942.
- Caccia, M.; Rodríguez, P.; Ostapenko, O.; Normandin, F.; Lin, M.; Page-Caccia, L.; Laradji, I. H.; Rish, I.; Lacoste, A.; Vázquez, D.; and Charlin, L. 2020. Online Fast Adaptation and Knowledge Accumulation (OSAKA): a New Approach to Continual Learning. In *Advances in Neural Information Processing Systems 33: Annual Conference on Neural Information Processing Systems 2020, NeurIPS 2020, December 6-12, 2020, virtual*, volume 33.
- Chaudhry, A.; Ranzato, M.; Rohrbach, M.; and Elhoseiny, M. 2019. Efficient Lifelong Learning with A-GEM. In *7th International Conference on Learning Representations, ICLR 2019, New Orleans, LA, USA, May 6-9, 2019*. OpenReview.net.
- Chen, Z.; and Liu, B. 2018. Lifelong machine learning. *Synthesis Lectures on Artificial Intelligence and Machine Learning*, 12(3): 1–207.
- Farajtabar, M.; Azizan, N.; Mott, A.; and Li, A. 2020. Orthogonal gradient descent for continual learning. In *The 23rd International Conference on Artificial Intelligence and Statistics, AISTATS 2020, 26-28 August 2020, Online [Palermo, Sicily, Italy]*, volume 108, 3762–3773. PMLR.
- Gloub, G.; and Van Loan, C. 1996. Matrix computations, 3rd. Edition. *The Johns Hopkins University, London*.
- He, X.; and Jaeger, H. 2018. Overcoming catastrophic interference using conceptor-aided backpropagation. In *6th International Conference on Learning Representations, ICLR 2018, Vancouver, BC, Canada, April 30 - May 3, 2018, Conference Track Proceedings*. OpenReview.net.
- Hsu, Y.; Liu, Y.; and Kira, Z. 2018. Re-evaluating continual learning scenarios: A categorization and case for strong baselines. *Computer Research Repository*, abs/1810.12488.
- Hu, W.; Lin, Z.; Liu, B.; Tao, C.; Tao, Z.; Ma, J.; Zhao, D.; and Yan, R. 2019. Overcoming catastrophic forgetting for continual learning via model adaptation. In *7th International Conference on Learning Representations, ICLR 2019, New Orleans, LA, USA, May 6-9, 2019*. OpenReview.net.
- Huang, G.; Liu, Z.; van der Maaten, L.; and Weinberger, K. Q. 2017. Densely connected convolutional networks. In *2017 IEEE Conference on Computer Vision and Pattern Recognition, CVPR 2017, Honolulu, HI, USA, July 21-26, 2017*, 2261–2269. IEEE Computer Society.
- Kirkpatrick, J.; Pascanu, R.; Rabinowitz, N. C.; Veness, J.; Desjardins, G.; Rusu, A. A.; Milan, K.; Quan, J.; Ramalho, T.; Grabska-Barwinska, A.; Hassabis, D.; Clopath, C.; Kumaran, D.; and Hadsell, R. 2016. Overcoming catastrophic forgetting in neural networks. arXiv:1612.00796.
- Krizhevsky, A.; Hinton, G.; et al. 2009. Learning multiple layers of features from tiny images.
- Krizhevsky, A.; Sutskever, I.; and Hinton, G. E. 2017. Imagenet classification with deep convolutional neural networks. volume 60, 84–90.
- LeCun, Y.; Bengio, Y.; and Hinton, G. 2015. Deep learning. *nature*, 521(7553): 436–444.
- LeCun, Y.; Bottou, L.; Bengio, Y.; and Haffner, P. 1998. Gradient-based learning applied to document recognition. *Proceedings of the IEEE*, 86(11): 2278–2324.
- Lee, S.; Kim, J.; Jun, J.; Ha, J.; and Zhang, B. 2017. Overcoming Catastrophic Forgetting by Incremental Moment Matching. In *Advances in Neural Information Processing Systems 30: Annual Conference on Neural Information Processing Systems 2017, December 4-9, 2017, Long Beach, CA, USA*, volume 30, 4652–4662.
- Li, X.; Zhou, Y.; Wu, T.; Socher, R.; and Xiong, C. 2019. Learn to Grow: A Continual Structure Learning Framework for Overcoming Catastrophic Forgetting. In *Proceedings of the 36th International Conference on Machine Learning, ICML 2019, 9-15 June 2019, Long Beach, California, USA*, volume 97 of *Proceedings of Machine Learning Research*, 3925–3934. PMLR.
- Li, Z.; and Hoiem, D. 2016. Learning Without Forgetting. In *Computer Vision - ECCV 2016 - 14th European Conference, Amsterdam, The Netherlands, October 11-14, 2016, Proceedings, Part IV*, volume 9908 of *Lecture Notes in Computer Science*, 614–629. Springer.
- Lopez-Paz, D.; and Ranzato, M. 2017. Gradient episodic memory for continual learning. In *Advances in Neural Information Processing Systems 30: Annual Conference on Neural Information Processing Systems 2017, December 4-9, 2017, Long Beach, CA, USA*, 6467–6476.
- McCloskey, M.; and Cohen, N. J. 1989. *Catastrophic interference in connectionist networks: The sequential learning problem*. Elsevier.
- Parisi, G. I.; Kemker, R.; Part, J. L.; Kanan, C.; and Wermter, S. 2019. Continual lifelong learning with neural networks: A review. *Neural Networks*, 113: 54–71.
- Rusu, A. A.; Rabinowitz, N. C.; Desjardins, G.; Soyer, H.; Kirkpatrick, J.; Kavukcuoglu, K.; Pascanu, R.; and Hadsell, R. 2016. Progressive neural networks. *Computer Research Repository*, abs/1606.04671.
- Saad, Y. 2003. *Iterative methods for sparse linear systems*. SIAM.
- Shah, S. A.; Palmieri, F.; and Datum, M. 1992. Optimal filtering algorithms for fast learning in feedforward neural networks. *Neural Networks*, 5(5): 779–787.
- Shen, G.; Zhang, S.; Chen, X.; and Deng, Z. 2020. Generative Feature Replay with Orthogonal Weight Modification for Continual Learning. arXiv:2005.03490.
- Sinha, N. K.; and Griscik, M. P. 1971. A stochastic approximation method. *IEEE Trans. Syst. Man Cybern.*, 1(4): 338–344.
- van de Ven, G. M.; and Tolias, A. S. 2019. Three scenarios for continual learning. arXiv:1904.07734.

Wu, Y.; Chen, Y.; Wang, L.; Ye, Y.; Liu, Z.; Guo, Y.; and Fu, Y. 2019. Large scale incremental learning. In *IEEE Conference on Computer Vision and Pattern Recognition, CVPR 2019, Long Beach, CA, USA, June 16-20, 2019*, 374–382. Computer Vision Foundation / IEEE.

Yoon, J.; Yang, E.; Lee, J.; and Hwang, S. J. 2018. Life-long Learning with Dynamically Expandable Networks. In *6th International Conference on Learning Representations, ICLR 2018, Vancouver, BC, Canada, April 30 - May 3, 2018, Conference Track Proceedings*. OpenReview.net.

Zeng, G.; Chen, Y.; Cui, B.; and Yu, S. 2019. Continual learning of context-dependent processing in neural networks. *Nature Machine Intelligence*, 1(8): 364–372.

Zenke, F.; Poole, B.; and Ganguli, S. 2017. Continual Learning Through Synaptic Intelligence. In *Proceedings of the 34th International Conference on Machine Learning, ICML 2017, Sydney, NSW, Australia, 6-11 August 2017*, volume 70 of *Proceedings of Machine Learning Research*, 3987–3995. PMLR.

Appendix

A. The proof of Theorem 3

Theorem 3: According to Eq.7, the iterative equation of P_{EOWM} can be obtained as follows.

$$P_{EOWM}^{n+1} = \begin{cases} P_{OWM}^{n+1}(c_1 I + c_2 Q^{n+1}), & T_{prev} \simeq T_{n+1} \\ P_{OWM}^{n+1}(c_1 I + c_2 Q_{ort}^{n+1}), & T_{prev} \neq T_{n+1} \end{cases}$$

Proof: The derivation process based on the Recursive Least Square (RLS) method (Shah, Palmieri, and Datum 1992) is as follows. According to Eq.1, the following formula can be obtained.

$$\begin{aligned} P_{OWM}^{n+1} &= I - A_n (A_n^T A_n + \alpha I)^{-1} A_n^T \\ &= I - \alpha^{-1} A_n (\alpha^{-1} A_n^T A_n + I)^{-1} A_n^T \end{aligned}$$

Following equation can be obtained by Woodbury Matrix Identity (Gloub and Van Loan 1996).

$$P_{OWM}^{n+1} = (I + \alpha^{-1} A_n A_n^T)^{-1}$$

For iterative calculation, the average value \bar{x}_j obtained from the data of each task T_j is used as the column of the input space, i.e., $A_n = (\bar{x}_1, \dots, \bar{x}_n)$.

$$\begin{aligned} P_{OWM}^{n+1} &= (I + \alpha^{-1} A_n A_n^T)^{-1} = \alpha (\alpha I + A_n A_n^T)^{-1} \\ &= \alpha (\alpha I + [A_{n-1}, \bar{x}_n] [A_{n-1}, \bar{x}_n]^T)^{-1} \\ &= \alpha (\alpha I + A_{n-1} A_{n-1}^T + \bar{x}_n \bar{x}_n^T)^{-1} \\ &= \alpha (\alpha (P_{OWM}^n)^{-1} + \bar{x}_n \bar{x}_n^T)^{-1} \end{aligned}$$

Following equation can be obtained by Matrix Inverse Lemma (Gloub and Van Loan 1996).

$$P_{OWM}^{n+1} = \alpha (\alpha^{-1} P_{OWM}^n - \frac{\alpha^{-1} P_{OWM}^n \bar{x}_n \alpha^{-1} \bar{x}_n^T P_{OWM}^n}{1 + \alpha^{-1} \bar{x}_n^T P_{OWM}^n \bar{x}_n})$$

Then,

$$\begin{aligned} P_{OWM}^{n+1} &= P_{OWM}^n - \frac{P_{OWM}^n \bar{x}_n}{\alpha + \bar{x}_n^T P_{OWM}^n \bar{x}_n} \bar{x}_n^T P_{OWM}^n \\ &= P_{OWM}^n - \kappa_x \bar{x}_n^T P_{OWM}^n \end{aligned}$$

Similarly, let the average value \bar{W}_j obtained from the weights after each task T_j trained as the column of the weight space, i.e., $W_n = (\bar{W}_1, \dots, \bar{W}_n)$. Then we can directly obtain the iterative formulas of Q_{ort} and Q as follows.

$$\begin{cases} Q_{ort}^{n+1} &= Q_{ort}^n - \kappa_w \bar{W}_n^T Q_{ort}^n \\ Q^{n+1} &= I - Q_{ort}^n \end{cases} \quad \blacksquare$$

B. The proof of Theorem 4

Theorem 4: The time complexity of the EOWM algorithm is $O(N_c^3 N_n)$, where N_c and N_n are the number of the columns of the weight and the number of neurons of a layer, respectively (proof shown in Appedix).

Proof: For the learning of any layer L_l of neural network, the time complexity of calculating P_{OWM} is $O(N_c^2)$ for each iteration (Shah, Palmieri, and Datum 1992), where N_c is the number of columns of the weight of the layer L_l .

The calculation process of P_{EOWM} shown in Eq.9 includes one matrix addition, one matrix multiplication and two iterations to calculate the projection operator.

According to the process of matrix operation, matrix multiplication has the highest time complexity $O(N_c^3)$. Therefore, the time complexity of calculating P_{EOWM} in each iteration is $O(N_c^3)$.

To sum up, when the network layer L_l is trained with the EOWM algorithm, the time complexity is $O(N_c^3 N_n)$, where N_n is the number of neurons of the layer L_l . \blacksquare

C. The proof of Theorem 5

Theorem 5 : The upper bound of the minimum number of learnable tasks of our proposed EOWM is $rank(P_{EOWM})$, which is formulated as follows.

$$rank(P_{EOWM}) \leq \begin{cases} Rank_{OWM} + rank(P_{OWM} Q), & T_{prev} \simeq T_{n+1} \\ Rank_{OWM} + rank(P_{OWM} Q_{ort}), & T_{prev} \neq T_{n+1} \end{cases}$$

where $Rank_{OWM}$ is the maximum rank of P_{OWM} when $rank(P_{OWM} Q) > 0$ and $rank(P_{OWM} Q_{ort}) > 0$.

Proof: According to Eq.7, when new and old tasks are not similar, the rank of P_{EOWM} can be calculated as follows.

$$\begin{aligned} rank(P_{EOWM}) &= rank(P_{OWM}(c_1 I + c_2 Q_{ort})) \\ &= rank(P_{OWM} + P_{OWM} Q_{ort}) \\ &\leq rank(P_{OWM}) + rank(P_{OWM} Q_{ort}) \end{aligned}$$

According to the analysis of (Zeng et al. 2019), when $\alpha = 0$, with the continuous learning of new tasks, the neural network corrected by P_{OWM} will reach its limits, in other words, the rank of P_{OWM} reaches the maximum value recorded as $Rank_{OWM}$, i.e.,

$$rank(P_{OWM}) \leq Rank_{OWM}$$

From the properties of projection operators, $Q Q_{ort} = 0$ and $P_{OWM} Q_{ort} \neq 0$, so $rank(P_{OWM} Q_{ort}) > 0$.

When new and old tasks are similar, the same conclusion can be drawn, which will not be repeated here. \blacksquare