

Simulating thermal qubits through thermofield dynamics

G. X. A. Petronilo,^{1,*} M. R. Araújo,^{2,†} and Clebson Cruz^{2,‡}

¹*International Center of Physics, Instituto de Física, Universidade de Brasília,
70910-900, Brasília, DF, Brazil*

²*Grupo de Informação Quântica e Física Estatística, Centro de Ciências Exatas e das Tecnologias,
Universidade Federal do Oeste da Bahia - Campus Reitor Edgard Santos. Rua Bertoga,
892, Morada Nobre I, 47810-059 Barreiras, Bahia, Brasil.*

Quantum computing has attracted the attention of the scientific community in the past few decades. The development of quantum computers promises one path toward safer and faster ways to treat, extract and transfer information. However, despite the significant advantages of quantum computing, the development of quantum devices operating at room temperature has been compromised by the thermal decoherence process. In this scenario, this work proposes a study of thermal qubit systems through Thermofield Dynamics (TFD), applied in a quantum computing setup. The results show that the Bloch sphere representation for a qubit can be written in terms of the Bogoliubov transformation, which allows a practical construction for the thermal qubits in a quantum computing setup. Therefore, these results open a broad avenue for researching the thermal effects on quantum protocols through the TFD approach.

I. INTRODUCTION

In the past few years, we have seen the emergence of several technologies based on quantum properties of advanced materials [1–10]. However, the advantages of these quantum technologies are compromised since it is impossible to decouple the system from its surroundings and the decoherence phenomena are inevitable [11]. Quantum features such as entanglement [12] and coherence [13], for instance, are extremely sensitive to thermal coupling, compromising their usability at room temperature and, consequently, the development of quantum technologies under room conditions [9, 11, 12].

The study of thermal effects on the dynamics of quantum systems has attracted the attention of the scientific community [14–22]. In this scenario, the Thermofield Dynamics (TFD) appears as an useful approach since it allows the treatment of temporal and thermal contributions equally [14, 16–19, 23–26]. Therefore, TFD is a natural approach to studying quantum states at finite temperatures. In contrast to other finite-temperature quantum field theories, which employ imaginary-time based on path integrals, the TFD formalism differs by doubling the degrees of freedom in a Hilbert space and applying a temperature-dependent Bogoliubov transformation [27]. The application of higher-dimensional Hilbert spaces has been used for simplifying quantum logic in the construction of quantum circuits [28]. On the other hand, the TFD approach gives an advantage in studying gate-based quantum computers because it is a real-time operator-based approach, using Bogoliubov transformations of quantum field theory at finite temperature [23].

In this context, this theory has shown great potential for studying the thermal properties of qubit systems regarding the development of quantum protocols at finite temperatures [14, 17, 23–26, 29]. In addition, applying higher-

dimensional Hilbert spaces have been used to simplify quantum logic in the construction of quantum circuits [28]. Implementing qubits and logical gates at finite temperature using TFD formalism has long been a question of great interest in the past few years [14, 17, 23, 24, 26, 29, 30]. As a result, the realization of simulation of thermal qubits using variational methods was developed [17, 23, 24, 30], and recently it was demonstrated that the verification of TFD doubled state on a trapped-ion quantum computer [25]. Furthermore, since quantum computers can model other quantum mechanical systems, the preparation of thermal equilibrium states in quantum computers can be used to study temperature-dependent quantum phenomena [14, 19].

This work shows a proof of concept for implementing thermal qubits in a quantum computing setup using the TFD theory. We exploit that the TFD formalism uses dual states to express temperature dependence [23] to build Bloch sphere representation for a two-level quantum system (qubit) in terms of the Bogoliubov transformations. The thermofield-double qubits were simulated using the quantum information software development kit - *IBM Qiskit*, available on the *IBM Quantum Experience* platform [31]. Thus, using the TFD algebraic approach, the quantum teleport algorithm is implemented at finite temperature. The results show that using Bloch sphere representation for a qubit, written in terms of the Bogoliubov transformation, allows the construction of thermal qubits in a quantum computing setup, making it more intuitive and approachable for quantum algorithm developers. Therefore, using TFD theory for quantum computing opens a large avenue for research towards the study of thermal effects in the development of optimal quantum protocols.

II. THERMOFIELD DYNAMICS

Thermofield Dynamics (TFD) is an approach to quantum field theory at finite temperature [19, 27, 32, 33]. Different from other finite-temperature quantum field theories, based on fictitious imaginary times [32, 33], the TFD formalism emerges as a natural way of describing the thermal phenom-

* gustavo.petronilo@aluno.unb.br

† matheus.araujo@ufob.edu.br

‡ clebson.cruz@ufob.edu.br

ena in a real-time operator-based approach through the doubling of the Hilbert space and the applying of the Bogoliubov transformations [27, 32, 33].

In this scenario, the tilde (\sim) conjugate rules give the doubling of Hilbert space, where the thermal space can be defined as $\mathcal{S}_T = \mathcal{S} \otimes \tilde{\mathcal{S}}$, with \mathcal{S} being the standard Hilbert space and $\tilde{\mathcal{S}}$ being the tilde (dual) space [27, 33]. This doubling is defined by the mapping (\sim) : $\mathcal{S} \rightarrow \tilde{\mathcal{S}}$, which connects each operator in \mathcal{S} to each operators in $\tilde{\mathcal{S}}$, such as

$$\mathcal{A} = a \otimes 1, \quad \tilde{\mathcal{A}} = 1 \otimes a. \quad (1)$$

Thus, the relationship between the tilde \tilde{A}_i and non-tilde A_i operators can be defined as:

$$\begin{aligned} (\mathcal{A}_i \mathcal{A}_j)^\sim &= \tilde{\mathcal{A}}_i \tilde{\mathcal{A}}_j, & (c \mathcal{A}_i + \mathcal{A}_j)^\sim &= c^* \tilde{\mathcal{A}}_i + \tilde{\mathcal{A}}_j, \\ (\mathcal{A}_i^\dagger)^\sim &= \tilde{\mathcal{A}}_i^\dagger, & (\tilde{\mathcal{A}}_i)^\sim &= -\xi \mathcal{A}_i, \end{aligned} \quad (2)$$

with $\xi = -1$ for bosons and $\xi = +1$ for fermions [27, 32, 33].

On the other hand, a Bogoliubov transformation, $U(\alpha)$, is used to introduce thermal effects by inducing a rotation between the tilde and non-tilde variables, and it is defined as

$$U(\alpha) = \begin{pmatrix} u(\alpha) & -v(\alpha) \\ \xi v(\alpha) & u(\alpha) \end{pmatrix}, \quad (3)$$

where $u^2(\alpha) + \xi v^2(\alpha) = 1$. The α parameter is defined as the compactification parameter given by $\alpha = (\alpha_0, \alpha_1, \dots, \alpha_{D-1})$. The temperature effect can be algebraically described by choosing $\alpha_0 \equiv \beta$ and $\alpha_1, \dots, \alpha_{D-1} = 0$, where $\beta \propto \frac{1}{T}$ with T being the temperature.

A. Boson representation for the SU(2) algebra

In order to introduce the concept of a thermal qubit, one can use an alternative algebraic approach to studying two-level systems as spin-1/2, for instance, through a boson representation of SU(2) algebra [27]. In this context, the ladder operators can be defined as

$$S^\pm = (\sigma^x + i\sigma^y), \quad \text{and} \quad S^0 = \sigma^z. \quad (4)$$

Consequently, for each spin variable, we get

$$[S^0, S^\pm] = \pm S^\pm, \quad [S^+, S^-] = 2S^0. \quad (5)$$

Then one can define

$$S^+ = a_1^\dagger a_2, \quad S^- = a_2^\dagger a_1, \quad \text{and} \quad S_0 = \frac{1}{2}(a_1^\dagger a_1 - a_2^\dagger a_2), \quad (6)$$

where a_1 and a_2 satisfying the double boson algebra

$$[a_i, a_j^\dagger] = \delta_{i,j} \quad (7)$$

with $i, j = 1, 2$, and all other commutations being zero.

Thus, the connection to the original SU(2) algebra can be recovered assuming $n_1 = s + m$, $n_2 = s - m$, where $n_i = a_i^\dagger a_i$, with s and m are related to the usual results

$$\begin{aligned} \sigma^2 |s, m\rangle &= s(s+1) |s, m\rangle, \\ \sigma_z |s, m\rangle &= m |s, m\rangle \end{aligned} \quad (8)$$

The rules for applying S^\pm operators to states are as follows:

$$\begin{aligned} S^- |0, 1\rangle &= 0, & S^+ |1, 0\rangle &= 0, \\ S^- |1, 0\rangle &= |0, 1\rangle, & S^+ |0, 1\rangle &= |1, 0\rangle, \end{aligned} \quad (9)$$

It is worth noting that, $S^- |0, 1\rangle = 0$, i.e. $|0, 1\rangle$ is the vacuum state for S^- . Due to the fact that this represents a two-level system, one can represent a ground state and an excited state from an energetic point of view. In this context, the corresponding basis of this Hilbert space can be redefined as

$$|0, 1\rangle = |0\rangle, \quad |1, 0\rangle = |1\rangle,$$

where $|0\rangle$ is the ground state, and $|1\rangle$ is the excited one. Thus, one can construct the doubled Hilbert space in order to build the thermal algebra and consequently simulate thermal qubits.

B. Thermo-SU(2) algebra

In order to double the SU(2) algebra, one needs to define the set of conjugation rules, which results in the following non-vanishing commutation rules

$$\begin{aligned} [S^0, S^\pm] &= \pm S^\pm \\ [S^+, S^-] &= 2S_0, \\ [\tilde{S}^0, \tilde{S}^\pm] &= \pm \tilde{S}^\pm, \\ [\tilde{S}^+, \tilde{S}^-] &= 2\tilde{S}_0. \end{aligned} \quad (10)$$

Due to the fact that a unitary operator $U(\beta)$ can be assumed as a canonical transformation, for the algebra which characterizes the physical system, the so-called *TFD thermal operators* can be defined by

$$\begin{aligned} S^\pm(\beta) &= U(\beta) S^\pm U^{-1}(\beta), \\ S^0(\beta) &= U(\beta) S^0 U^{-1}(\beta), \\ \tilde{S}^\pm(\beta) &= U(\beta) \tilde{S}^\pm U^{-1}(\beta), \\ \tilde{S}^0(\beta) &= U(\beta) \tilde{S}^0 U^{-1}(\beta), \end{aligned} \quad (11)$$

where $U(\beta)$ corresponds to the *Thermal Bogoliubov Transformation*. As a consequence, the thermal operators fulfill the following requirement of destroying the so-called thermal vacuum states $|0(\beta)\rangle$:

$$S^-(\beta) |0(\beta)\rangle = 0, \quad \tilde{S}^-(\beta) |0(\beta)\rangle = 0, \quad (12)$$

where

$$|0(\beta)\rangle = U(\beta) |0, \tilde{0}\rangle = \frac{1}{Z(\beta)^{1/2}} \sum_{n=0} e^{\beta \frac{nw}{2}} (S^+ \tilde{S}^+)^n |0, \tilde{0}\rangle, \quad (13)$$

with $Z(\beta) = 1 + e^{-\beta\omega}$ being the canonical partition function, and

$$U(\beta) = \frac{1}{Z(\beta)^{1/2}} \sum_{n=0} e^{-\beta \frac{nw}{2}} (S^+ \tilde{S}^+)^n. \quad (14)$$

The thermal vacuum states $|0(\beta)\rangle$ can be defined as the vacuum of the field emerging in a thermal bath, being an alternative way to represent the temperature in quantum mechanics in an algebraic perspective without the need for quantum statistics [27]. In this scenario, the Bogoliubov transformations can be seen as a rotation in the duplicated Hilbert space which leads to the creation of thermal effects [32, 33].

III. THERMAL QUBITS

Let us consider the particular case of a two-level system (qubit). From Eq. (13) one can define the thermal vacuum qubit or thermal qubit [14] as

$$|0(\beta)\rangle = \frac{1}{Z(\beta)^{1/2}}(|0, \tilde{0}\rangle + e^{-\beta\frac{\omega}{2}}|1, \tilde{1}\rangle). \quad (15)$$

It is worth noting that, since the double thermofield is always in the same state as the real fermion, the mixed states $|1, \tilde{0}\rangle$ and $|0, \tilde{1}\rangle$ cannot be seen [27, 32, 33].

In this regard, rewriting Eq. (15) as

$$|0(\beta)\rangle = a|0, \tilde{0}\rangle + b|1, \tilde{1}\rangle, \quad (16)$$

leads Eq. (16) to a form that resembles the geometrical representation for a pure state of a two-level quantum system, the so-called Bloch Sphere representation of a qubit [34]:

$$|\psi\rangle = \cos\frac{\theta}{2}|0\rangle + e^{i\phi}\sin\frac{\theta}{2}|1\rangle, \quad (17)$$

where:

$$\begin{aligned} a &= \cos\frac{\theta}{2} = \frac{1}{\sqrt{1 + e^{-\beta\omega}}}, \\ b &= \sin\frac{\theta}{2} = \frac{e^{-\beta\omega/2}}{\sqrt{1 + e^{-\beta\omega}}}. \end{aligned} \quad (18)$$

Thus, as a remarkable result, the thermal vacuum can be represented in a quantum circuit setup as sketched in Fig. 1. The circuit is created in order to implement the Bogoliubov transformation using the geometrical ideas of the Bloch sphere representation. The operator

$$R_y(\theta) = e^{-i\frac{\theta}{2}\sigma_y} = \begin{pmatrix} \cos\frac{\theta}{2} & -\sin\frac{\theta}{2} \\ \sin\frac{\theta}{2} & \cos\frac{\theta}{2} \end{pmatrix} \quad (19)$$

represents a rotation of an angle θ around Y -direction on the non-tilde qubit $|0\rangle$, while the CNOT gate [34], controlled by the non-tilde qubit, targets the tilde one, doubling the Hilbert space in this way.

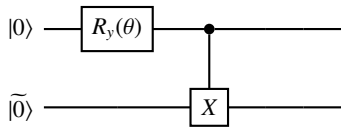


Figure 1. Sketch of the circuit that implements the *Thermal Bogoliubov Transformation* by applying the TFD approach for a single two-level quantum system. The state $|0\rangle$ is ground state in the \mathcal{S} Hilbert space, while $|\tilde{0}\rangle$ is the ground state of the $\tilde{\mathcal{S}}$ one.

It is worth noting that this procedure is only possible due to the boson representation of $SU(2)$ algebra reported previously in this section. This representation gives us a short circuit obtained through the analytical construction of the Bogoliubov transformation. Moreover, this result can be compared with the literature in the example reported in reference 23. In this reference, the authors use a function of IBM Qiskit [31] that decomposes a given unitary matrix into quantum gates. However, it currently only works for 2-qubit, while the circuit shown in Fig. 1 can be implemented as a subroutine limited only by the number of qubits present in a given quantum computer. In addition, using the Bogoliubov transformation approach also differs from other results reported recently in references 24, and 30, since it does not use a variational approach for simulating thermal qubits. Therefore, using the algebraic approach of TFD theory can make the simulation of quantum protocols at finite temperatures more intuitive for quantum algorithm developers, reducing the number of quantum gates needed for its implementation. This reduction of the number of gates can open a large avenue for research in thermal effects on quantum protocols since it reduces the cost of implementing thermal qubits, simplifying the quantum logic in the circuits [28, 35, 36].

From Eq. (18), the angle θ in the Bloch sphere representation can be defined only by the reciprocal temperature β . Thus, one can conclude that

$$|0(\beta \rightarrow 0)\rangle = \frac{1}{\sqrt{2}}(|0, \tilde{0}\rangle + |1, \tilde{1}\rangle), \quad (20)$$

$$|0(\beta \rightarrow \infty)\rangle = |0, \tilde{0}\rangle, \quad (21)$$

where in Eq. (20) we have the non-physical (infinity temperature) maximally thermal vacuum and Eq. (21) the non-thermal qubit. Therefore, increasing the temperature ($\beta \rightarrow 0$) will populate both ground and excited states equally, reaching the maximally thermal vacuum, Eq. (20). Consequently, decreasing it ($\beta \rightarrow \infty$) leads the system to the non-thermal state [23].

This result can be simulated by implementing the circuit sketched in Fig. 1 in a quantum computing setup using the IBM Qiskit framework[31]. Fig. 2 shows the thermal vacuum probabilities as a function of the reciprocal temperature (β) and the angle θ . Dashed (red) and solid (blue) lines represent the theoretical probabilities for the ground $|0, \tilde{0}\rangle$ and excited $|1, \tilde{1}\rangle$, and are obtained from the square modulus of the probability amplitudes a and b in Eq. (18). The crosses and open circles represent the results obtained from the simulation of the thermal qubit in a real quantum processor, available in the backend *ibmq_lima*.

As can be seen in Fig. 2 (a), according to Eq.(21), thermal qubit at high temperature (low β) is a superposition of the states $|0, \tilde{0}\rangle$ and $|1, \tilde{1}\rangle$. This superposition decays exponentially until the qubit becomes the non-thermal state $|0, \tilde{0}\rangle$ when the temperature drops (β rises), Eq. (20). In Fig. 2 (b) we have the same prediction of Fig. 2 (a), but now in terms of θ . It should be noted that $\theta \in [0, \pi/2]$ when $\beta \in [0, \infty]$, this result is in agreement with of quantum field theories at finite temperature that see β as a compactification of a time dimension [32, 33].

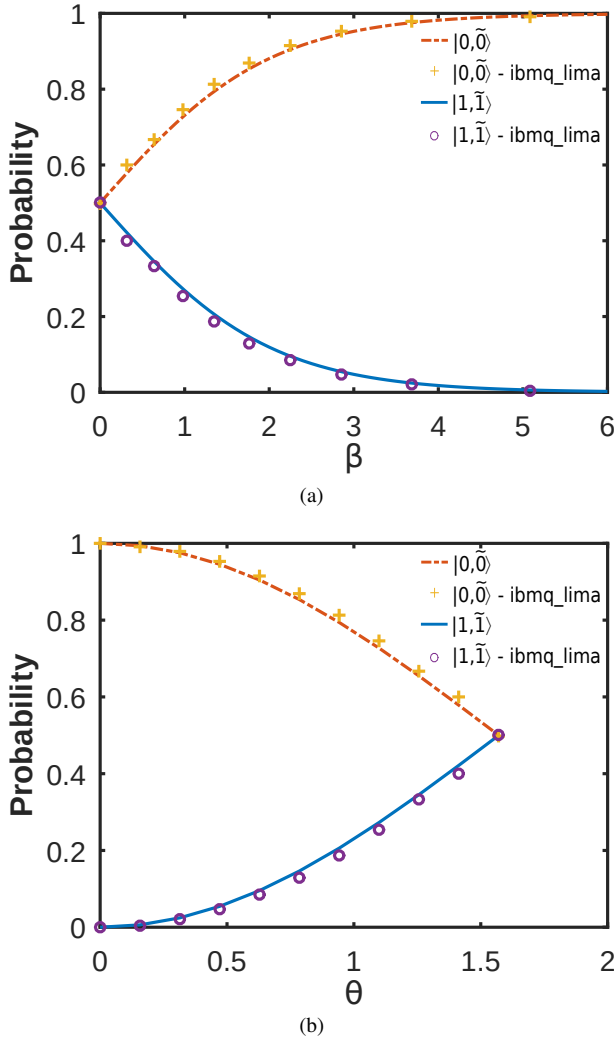


Figure 2. (a) Probabilities of the thermal vacuum state in terms of the reciprocal temperature β (dimensionless units). (b) Probability amplitude of the thermal vacuum in terms of θ (rad). Dashed (red) and solid (blue) lines represent the theoretical probabilities for the ground $|0, \tilde{0}\rangle$ and excited $|1, \tilde{1}\rangle$, respectively. They are obtained from the square modulus of the probability amplitudes a and b in Eq. (18).

Similar results were recently shown in reference 23 in terms of β . However, the authors used a function *UnitaryGate* available in IBM Qiskit, which creates a quantum gate from a numeric unitary matrix [31]. On the other hand, the result showed in Fig. 2 is directly obtained from the Bloch sphere representation in terms of the Bogoliubov transformations, obtained from the circuit shown in Fig. 1, in which the angle of rotation in the $R_y(\theta)$ gate defines the temperature.

A. Quantum teleportation at finite temperature

In this regard, one can apply the formalism shown in this section in order to simulate a quantum algorithm as a proof of concept of the thermal qubits obtained from the TFD approach. Thus, using the TFD approach, it is possible to simu-

late the quantum teleportation of thermal qubits through thermal fields. This problem was theoretically addressed in reference 26. The quantum teleportation of thermal qubits consists of the transmission of a non-thermal qubit $|0, \tilde{0}\rangle$ into a thermal reservoir between two parties, conventionally known as Alice and Bob, spatially separated [26, 34]. Thus in the doubled Hilbert space representation we have $|0, \tilde{0}\rangle \rightarrow |0(\beta)\rangle$.

Initially, Alice has only a single copy of the non-thermal qubit $|0, \tilde{0}\rangle$, and she wants to send this qubit to Bob's thermal reservoir. Thus, Alice prepares the qubit whose information will be sent, and use a second (auxiliary) thermal vacuum state which will be maximally entangled to a third thermal vacuum state (auxiliary) belonging to Bob, who will receive Alice's non-thermal qubit. In the following, Alice performs measurements on its two thermal qubits and informs her results through a classical channel to Bob. Finally, with this (classical) information, Bob properly performs a set of (quantum) operations in your thermal vacuum state to retrieve the non-thermal qubit sent by Alice in his thermal reservoir [26]. Therefore, at the end of the teleportation, the initial non-thermal qubit $|0, \tilde{0}\rangle$ acquires the temperature information of Bob's thermal reservoir, becoming the thermal qubit $|0(\beta)\rangle$ in the doubled Hilbert space representation of the TFD approach, Eq. (15).

From this protocol, one can build the circuit in IBM Qiskit that simulates this procedure, as shown in Fig. 3. The algorithm is divided into five main steps, described as follows.

- (I) **Preparing the thermal vacuum states.** Since the usual teleport algorithm uses three qubits [34], the TFD's version needs six qubits in order to implement Bogoliubov's transformations. The first four qubits $\{q_0, q_1, q_2, q_3\}$ belongs to Alice, while the last two $\{q_4, q_5\}$ belongs to Bob. In addition, Alice's first two qubits $\{q_0, q_1\}$ corresponds to the representation of the non-thermal qubit $|0, \tilde{0}\rangle$ in the doubled Hilbert space. In this step, Alice and Bob prepare their thermal vacuum state using the circuit shown in Fig. 1. Thus, the last four qubits correspond to two thermal vacuum states $|0(\beta)\rangle_A$ (qubits q_2 and q_3) and $|0(\beta)\rangle_B$ (qubits q_4 and q_5).
- (II) **Preparing the entanglement with the auxiliary thermal vacuum states.** The next step is to entangle Alice's auxiliary vacuum state $|0(\beta)\rangle_A$ with Bob's $|0(\beta)\rangle_B$, in the doubled Hilbert Space.
- (III) **Sending the non-thermal qubit.** Then Alice starts the process of sending the non-thermal state $|0, \tilde{0}\rangle$ using his auxiliary thermal vacuum state $|0(\beta)\rangle_A$, which is now entangled with Bob's $|0(\beta)\rangle_B$.
- (IV) **Conditioned operations.** The following step would be for Alice to perform measurements on her qubits. Depending on the results, contact Bob through a classic channel to inform the corrections that Bob must apply in his state in order to finish the teleportation process, and he can retrieve the non-thermal qubit sent by Alice. This step can be performed through an operation conditioned to the result of Alice's measurements. However,

IBM QE does not allow the implementation of this type of port conditioned to a classic channel [31]. In this case, we can replace it with the CNOT and Z-Controlled gates. Thus, we were able to modify the original circuit without changing its main objective.

- (IV) **Measurement in Bob's vacuum state.** Finally, Bob measures his thermal vacuum state, retrieving the non-thermal qubit sent by Alice into his thermal reservoir as the thermal qubit $|0(\beta)\rangle$, Eq. (15).

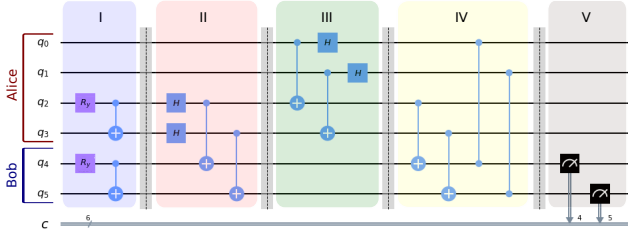


Figure 3. IBM Qiskit teleportation circuit of a non-thermal qubit $|0, \tilde{0}\rangle$ to a thermal vacuum state. The first four qubits $\{q_0, q_1, q_2, q_3\}$ belongs to Alice, while the last two $\{q_4, q_5\}$ belongs to Bob. The protocol can be divided into five main steps: (I) Preparing the thermal vacuum states; (II) Preparing the entanglement with Alice's auxiliary vacuum state $|0(\beta)\rangle_A$ and Bob's $|0(\beta)\rangle_B$; (III) Sending the non-thermal qubit; (IV) Conditioned operations targeting in Bob's state; (V) Measurement of Bob's state in order to retrieve the non-thermal qubit sent by Alice.

Thus, one can simulate the teleport algorithm through TFD algebraic perspective (Fig. 3) using IBM Qiskit. Considering the microwave frequency $\omega = 1.5 \times 10^{29} \text{ s}^{-1}$ in Eq. (18), one can prepare the thermal vacuum states $|0(\beta)\rangle_A$ and $|0(\beta)\rangle_B$ at the finite temperature 145 K. Fig. 4 shows the probability distributions for this teleport algorithm simulated in ideal quantum processor (QASM simulator [37]) and the 7-qubit real quantum processor *ibm_oslo*. As can be seen, the state measured in Bob's vacuum state $|0(\beta)\rangle_B$ was, in a good approximation, the thermal qubit state $|0(\beta)\rangle$ for corresponding temperature $-\beta = 0.01$ in Fig. 2 (b). Thus, the non-thermal state sent by Alice acquires the temperature information of the bath, becoming a thermal qubit in agreement with the result shown in Fig. 2 (b).

The ideal processor numerically emulates the quantum circuit execution shown in Fig. 3 (a), without any influence from external perturbations due to the inevitable coupling between quantum information processing systems and the external environment. The simulation returns the counts of each measurement in the final thermal state for the given set of 8000 shots. However, even if no decoherence act and no additional errors affect the system statistics, due to the fact that the number of shots is not large enough, one can still notice a slight statistical discrepancy between the obtained result and the theoretically expected result observed in Fig. 2 (b). On the other hand, in the real quantum processor, noise and other decohering processes lead to imprecision in the fine control of the qubits, causing systematic errors in the implementation of

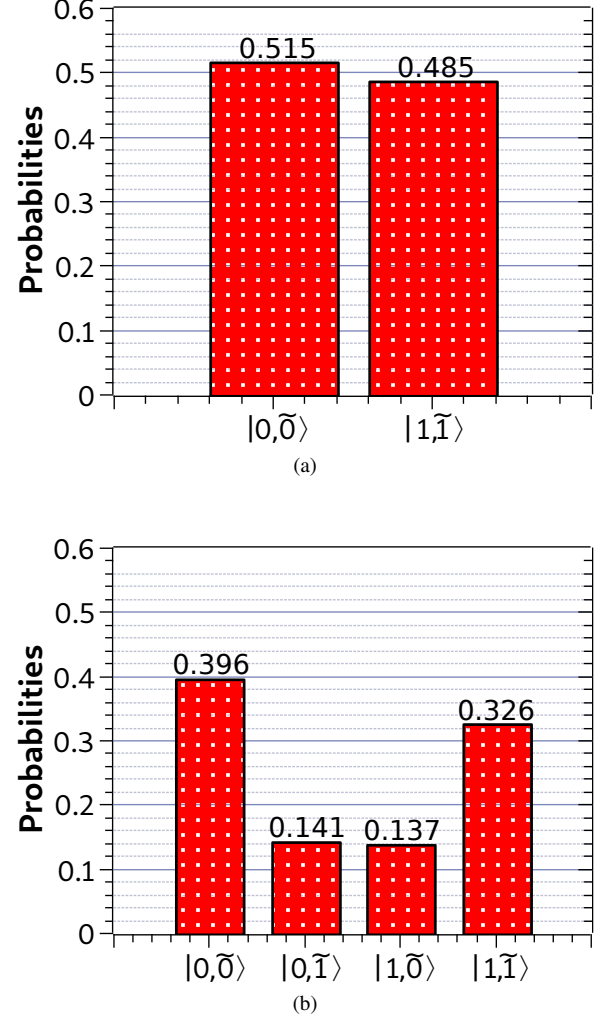


Figure 4. Probability distribution for the teleportation algorithm at finite temperature simulated for 8000 shots in (a) an ideal quantum processor (QASM simulator [37]), and (b) a 7-qubit real quantum processor *ibm_oslo*. The simulation is performed considering the frequency $\omega = 1.5 \cdot 10^{29} \text{ s}^{-1}$ and 145 K for the temperature of the thermal vacuum states.

logic gates, which explains the appearance of the states $|0, \tilde{1}\rangle$ and $|1, \tilde{0}\rangle$. Nevertheless, these results show a proof of concept regarding the implementation of thermal qubits through the TFD approach. Therefore, using the Bloch sphere representation in terms of the Bogoliubov transformation allows the construction of thermal qubits in a quantum computing setup, opening a large avenue for future research toward the study of thermal effects in the development of optimal quantum protocols.

IV. CONCLUSION

In summary, this work shows the implementation of thermal vacuum qubits in a quantum computing setup using the

TFD approach. The Bloch sphere representation for a qubit is built in terms of the Bogoliubov transformations, and the thermofield-double qubits are simulated through the IBM Qiskit. The approach reported in this work can be implemented as a practical algebraic framework to study thermal effects in qubits using quantum computing. The presented proof of concept shows that constructing thermal qubits using TFD in a quantum computing setup can be more intuitive and approachable for quantum algorithm developers. The presented method discards the need for the variational approach used in the literature up to date [24, 30], reducing the number of quantum gates needed for the implementation of the thermal qubits. Thus, the use of TFD theory for quantum computing opens a large avenue for research in thermal effects on quantum protocols, which can be a path toward reducing the cost of implementation of thermal qubits quantum algorithms. Therefore, this work strengthens the fact that TFD algebraic perspective for quantum computing open a large avenue for research towards the study of thermal effects in the development of optimal quantum protocols.

DATA AVAILABILITY

The data that support the findings of this study are available from the corresponding authors upon reasonable request.

CODE AVAILABILITY

The code used in this work is available on [GitHub](#).

ACKNOWLEDGEMENTS

This study was financed in part by the *Coordenação de Aperfeiçoamento de Pessoal de Nível Superior - Brasil* (CAPES) - finance code 001. We acknowledge the IBM Quantum services for this work. The views expressed are those of the authors, and do not reflect the official policy or position of IBM or the IBM Quantum team.

COMPETING INTERESTS

The authors declare no competing interests.

-
- [1] M. R. Wasielewski, M. D. Forbes, N. L. Frank, K. Kowalski, G. D. Scholes, J. Yuen-Zhou, M. A. Baldo, D. E. Freedman, R. H. Goldsmith, T. Goodson, *et al.*, [Nature Reviews Chemistry](#) , 1 (2020).
 - [2] M. A. de Ponte and A. C. Santos, [Sci. Rep.](#) **9**, 10470 (2019).
 - [3] A. C. Santos, A. Saguia, and M. S. Sarandy, [Phys. Rev. E](#) **101**, 062114 (2020).
 - [4] G. M. Andolina, M. Keck, A. Mari, M. Campisi, V. Giovannetti, and M. Polini, [Phys. Rev. Lett.](#) **122**, 047702 (2019).
 - [5] B. Çakmak, arXiv e-prints , arXiv:2005.08489 (2020), [arXiv:2005.08489 \[quant-ph\]](#).
 - [6] A. C. Santos, B. Çakmak, S. Campbell, and N. T. Zinner, [Phys. Rev. E](#) **100**, 032107 (2019).
 - [7] A. Gaita-Ariño, F. Luis, S. Hill, and E. Coronado, [Nature chemistry](#) **11**, 301 (2019).
 - [8] Y. A. Mezenov, A. A. Krasilin, V. P. Dzyuba, A. Nominé, and V. A. Milichko, [Advanced Science](#) **6**, 1900506 (2019).
 - [9] C. Cruz, M. F. Anka, M. S. Reis, R. Bachelard, and A. C. Santos, [Quantum Science and Technology](#) **7**, 025020 (2022).
 - [10] A. Auffèves, [PRX Quantum](#) **3**, 020101 (2022).
 - [11] M. Schlosshauer, [Physics Reports](#) **831**, 1 (2019).
 - [12] C. Cruz, D. O. Soares-Pinto, P. Brandão, A. M. dos Santos, and M. S. Reis, [EPL \(Europhysics Letters\)](#) **113**, 40004 (2016).
 - [13] C. Cruz and M. Anka, [EPL \(Europhysics Letters\)](#) **130**, 30006 (2020).
 - [14] H. Xu, Y. C. Ong, and M.-H. Yung, [Physical Review A](#) **105**, 012430 (2022).
 - [15] D. Tamascelli, A. Smirne, J. Lim, S. F. Huelga, and M. B. Plenio, [Phys. Rev. Lett.](#) **123**, 090402 (2019).
 - [16] G. Harsha, T. M. Henderson, and G. E. Scuseria, [The Journal of Chemical Physics](#) **150**, 154109 (2019).
 - [17] C. K. Lee, S.-X. Zhang, C.-Y. Hsieh, S. Zhang, and L. Shi, arXiv preprint arXiv:2206.05571 (2022).
 - [18] R. Cartas-Fuentevilla, J. Berra-Montiel, and O. Meza-Aldama, [The European Physical Journal C](#) **80**, 1 (2020).
 - [19] Z. Xu, A. Chenu, T. Prosen, and A. del Campo, [Physical Review B](#) **103**, 064309 (2021).
 - [20] K. Mallayya, M. Rigol, and W. De Roeck, [Phys. Rev. X](#) **9**, 021027 (2019).
 - [21] N. Lopes, D. G. Barci, and M. A. Continentino, [Journal of Physics: Condensed Matter](#) **32**, 415601 (2020).
 - [22] P. Weber, V. Lula-Rocha, J. Pereira, M. Trindade, L. Silva Filho, M. Martins, A. Santana, and J. Vianna, [Annals of Physics](#) , 168986 (2022).
 - [23] R. Miceli and M. McGuigan, in *2019 New York Scientific Data Summit (NYS DS)* (IEEE, 2019) pp. 1–4.
 - [24] R. Sagastizabal, S. Premaratne, B. Klaver, M. Rol, V. Negîrneac, M. Moreira, X. Zou, S. Johri, N. Muthusubramanian, M. Beekman, *et al.*, [npj Quantum Information](#) **7**, 1 (2021).
 - [25] D. Zhu, S. Johri, N. M. Linke, K. Landsman, C. H. Alderete, N. H. Nguyen, A. Matsuura, T. Hsieh, and C. Monroe, [Proceedings of the National Academy of Sciences](#) **117**, 25402 (2020).
 - [26] T. Prudêncio, T. Rocha Filho, and A. Santana, [Physica Scripta](#) **94**, 095102 (2019).
 - [27] A. E. Santana, J. Malbouisson, A. Malbouisson, and F. Khanna, in *Non-linear Dynamics and Fundamental Interactions* (Springer, 2006) pp. 187–213.
 - [28] B. P. Lanyon, M. Barbieri, M. P. Almeida, T. Jennewein, T. C. Ralph, K. J. Resch, G. J. Pryde, J. L. O’Brien, A. Gilchrist, and A. G. White, [Nature Physics](#) **5**, 134 (2009).

- [29] D. A. Rowlands and A. Lamacraft, *Physical Review B* **98**, 195125 (2018).
- [30] J. Wu and T. H. Hsieh, *Physical review letters* **123**, 220502 (2019).
- [31] M. S. Anis, Abby-Mitchell, H. Abraham, *et al.*, “[Qiskit: An open-source framework for quantum computing](#),” (2021).
- [32] H. Umezawa, *Advanced field theory: Micro, macro, and thermal physics* (American Institute of Physics, 1993).
- [33] F. Khanna and D. Matrasulov, *Non-linear dynamics and fundamental interactions*, Vol. 213 (Springer Science & Business Media, 2005).
- [34] M. A. Nielsen and I. Chuang, *Quantum computation and quantum information* (American Association of Physics Teachers, 2002).
- [35] R. Wille, M. Soeken, and R. Drechsler, in *Design Automation Conference* (IEEE, 2010) pp. 647–652.
- [36] B. Langenberg, H. Pham, and R. Steinwandt, *IEEE Transactions on Quantum Engineering* **1**, 1 (2020).
- [37] D. C. McKay, T. Alexander, L. Bello, M. J. Biercuk, L. Bishop, J. Chen, J. M. Chow, A. D. Córcoles, D. Egger, S. Filipp, *et al.*, arXiv preprint arXiv:1809.03452 (2018).