
PATENT SENTIMENT ANALYSIS TO HIGHLIGHT PATENT PARAGRAPHS

A DATASET

Renukwamy Chikkamath
University of Passau
Passau, Germany

Vishvapalsinhji Ramsinh Parmar
University of Passau
Passau, Germany

Christoph Hewel
BETTEN & RESCH
Munich, Germany

Markus Endres
University of Passau
Passau, Germany

ABSTRACT

Given a patent document, identifying distinct semantic annotations is an interesting research aspect. Text annotation helps the patent practitioners such as examiners and patent attorneys to quickly identify the key arguments of any invention, successively providing a timely marking of a patent text. In the process of manual patent analysis, to attain better readability, recognising the semantic information by marking paragraphs is in practice. This semantic annotation process is laborious and time-consuming. To alleviate such a problem, we proposed a novel dataset to train Machine Learning algorithms to automate the highlighting process. The contributions of this work are: i) we developed a multi-class, novel dataset of size 150k samples by traversing USPTO patents over a decade, ii) articulated statistics and distributions of data using imperative exploratory data analysis, iii) baseline Machine Learning models are developed to utilize the dataset to address patent paragraph highlighting task, iv) dataset and codes relating to this task are open-sourced through a dedicated GIT web page: https://github.com/Renuk9390/Patent_Sentiment_Analysis, and v) future path to extend this work using Deep Learning and domain specific pre-trained language models to develop a tool to highlight is provided. This work assist patent practitioners in highlighting semantic information automatically and aid to create a sustainable and efficient patent analysis using the aptitude of Machine Learning.

Keywords Patents · Patent sentiment analysis · Machine learning · Patent information retrieval

1 Introduction

Patents are the authority awarded monopolies, granted for innovations that are novel, inventive, and non-obvious in nature. Any individual who wishes to get a grant for an idea must draft a detailed technical patent application document. Further application documents are filed at patent offices, undergo an extensive examination process at respective patent offices. This is where the role of an examiner comes into the picture. Oftentimes, examiners need a careful reading of patent applications in order to find the relevant prior art to the technical subject field. The prior art searching can be done in patent applications, other patent databases, and any non-patent literature. Oftentimes because of indexing in databases, a quick listing of documents can be done. Although there is a list of prior art documents, this is still a laborious and time-consuming process for examiners to mark relevant technical subject matters in time and make a decision on the inventive step of the application. Marking or highlighting such subject matters are crucial activities, which are manually done in practice. Oftentimes patent examiners and attorneys highlight the text passages which could be essential entities for key arguments when patent documents are compared to the existing literature. The important entities such as “technical advantages” of any invention, “problems” associated with previous efforts, or other plain descriptive texts aka “boilerplate” text are manually highlighted by attorneys to compare and contrast individual subject matters. The highlighted text not only helps the examiner to write a detailed search report but also aid in formal hearings

to overcome if any objections from patent applicants. With the help of trained machine, text in the paragraph can be highlighted as shown in Figure 1.

an image forming apparatus of the present invention includes: a replaceable part used for image formation; an output unit configured to output information indicating that a usage amount of the replaceable part has reached a threshold; an input unit configured to input information; and a control unit configured to set the threshold in accordance with information about image quality input by the input unit.', 'an image forming system of the present invention includes an image forming apparatus and an input device connected to the image forming apparatus, in which the system includes: a replaceable part used for image formation; an output unit configured to output information indicating that a usage amount of the replaceable part has reached a threshold;

Figure 1: Highlighting important text respect to appropriate title

On the other hand, patent applicants or their representatives such as attorneys also read various patent documents in support of their client. In such cases, there is a necessity to keep track of various advantages of the invention in comparison to the prior art. Because this defines the scope of the claims, as the scope of claims becomes broader then the examination becomes more complex and critical. It may end up with several iterations of amendments¹ as per the reports from examiners. Patent attorneys also make use of such manual marking of paragraphs of relevant semantic text. This gives us a shred of evidence that patent paragraph highlighting is one of the important sub-task in patent analysis. The rest of the paper is organized as follows: Section 2 provides motivation to perform this task and also its scope towards the patent community. Section 3 articulates other related work in this direction to highlight text. Section 4 discloses the method to generate a dataset and also a detailed exploratory analysis on the same. Section 5 describes the models and their performances in highlighting aka patent sentiment analysis process. Section 6 concludes the paper with future works where a convergence of Deep Learning (DL) models to this end are exposed.

2 Motivation and Scope

Patent application drafting varies around the globe in accordance with region, and also specific to literature styles. For instance, the innovations or applications drafted from the Asian region often specify the key matters of the invention in specific headers or sections in a patent. These technical matters are often effective technical advantageous of the invention, in other cases, they try to mention selling points of the invention with a separate heading such as “Advantageous effects of invention (AEI)”. Similarly, there are various other annotations that are possible in differentiating technical subject matters such as “Technical problems (TP)” associated with previous efforts or any other boilerplate (plain descriptive text, solutions to problem (SP)). Such annotations or dedicated sections help to wade through the patents and also increase the readability by keeping track of pieces of evidence. However, such pre-defined annotations in patents are not common in all patent documents.

In recent years, the flooding effect² of patent applications has greatly increased the workload at examination offices to prosecute inventions. To effectively engage in such prosecution, the examiner has to perform a wide range of activities such as a search for prior art, evaluation of inventiveness within the boundaries of patent law, and also to provide a critical assessment of decision in a form report or hearing. In the recent past, few approaches Chikkamath et al. [2020], Krestel et al. [2021] shown interest in aligning patent analysis strategies using the scope of DL methodologies to address complex patent processes. In such a complex process, simple highlighting automation can ease the documentation and mark of relevant paragraphs for judgment for discerning the non-obviousness of inventions. To this end, we propose a dataset to train a patent paragraph highlighting models, by which patent practitioners work on patent documents in a much-assisted way and keep track of their evidence. To the best of our knowledge, there is no evidence in the literature that focuses on dataset and training models for patent paragraphs highlighting based on Machine Learning (ML). The dataset can be used to train algorithms on both sentence-level and paragraph levels.

3 Related Work

Patent annotation is a form of information retrieval, conducted in a variety of settings in literature such as keywords or rule-based mining Li et al. [2015], Rodriguez et al. [2015], Iwayama et al. [2003], supervised learning Nanba et al.

¹<https://www.epo.org/law-practice/legal-texts/guidelines.html>

²https://www.wipo.int/edocs/pubdocs/en/wipo_pub_941_2020.pdf

[2008], Guangpu et al. [2011] to extract data, and other semi-supervised approaches Brin [1998], Agichtein and Gravano [2000] too. However, it is observed that there are no interests shown in the recent past towards highlighting patent paragraphs using ML. Chen Chen and Deng [2015] proposed to use annotation on retrieving effect classes from patent abstract, and further extend the dataset just with few labeled samples. There are associated drawbacks in state-of-the-art such as manual moderations to keyword extraction, semi-automated methods to increase the supervised data generation with labels for training. Unlike our method, the literature mentioned above is purely based on information extraction based on syntax and the semantic nature of the text. However, we propose to use the contextual nature of the text, both on sentence-level and paragraph-level to identify the important subject matters in patent text. In addition, other pre-existing markup-based and rule-based approaches proposed to annotate patent documents Agatonovic et al. [2008]. This helped to an extent in identifying metadata of patent. However, such rule-based and markup-based methods face difficulties in identifying the arguable subject matters and contextual features of patents.

Other patent literature based annotations include semantic annotations based on ontology Wang et al. [2014]. Such an Ontology-based approach again depends on a manually built initial set of patterns. Ontology-based methods pose sub-optimal results in identifying contextual features. Some of the paid solutions such as PATSEER³ and Patsnap⁴ proposed to highlight patent text automatically, but this is only possible when users know the initial set of keywords and solutions are not open-sourced. As the name indicate, they focus only on highlighting keywords, however in patent literature vocabulary is very rich and diverse. Oftentimes, patent applicants come up with new terminologies, therefore keyword-based approaches often focused less on atomizing patent analysis tasks. A recent interest showed by private IP professionals to use Artificial Intelligence in highlighting patent text by IPGoggles⁵, however, the AI algorithms proposed to use are trained on general English literature, and also no evidence of whether the tools will be made public. To the best of our knowledge, there are no open-sourced datasets and trained models for patent paragraphs highlighting as an annotation process. We propose a novel dataset to highlight patent paragraphs automatically, again this is a multi-class labeled dataset where a pertinent evidence for the correctness of gold standard labels is given in Section 4.

4 Dataset

4.1 Data Collection

Patent sentiment analysis dataset is a curated, selectively extracted collection from the United States Patent and Trademark Office (USPTO) raw XML files. USPTO, to drive advances in innovations and creativity, provides patent grants⁶ with full text in nested XML formatted files to the public. For every year, there are grants published are stacked weekly in zipped files (for eg: ipg200107.zip, first week of January 2020). For instance, the link⁷ contains 52 XML files, which are arranged according to every week of the year 2020. Each of 52 XML files is again nested structures, contains all published grants for that particular week. We parsed XML files and collected data in a CSV file, the general workflow of this work is shown in Figure 2.

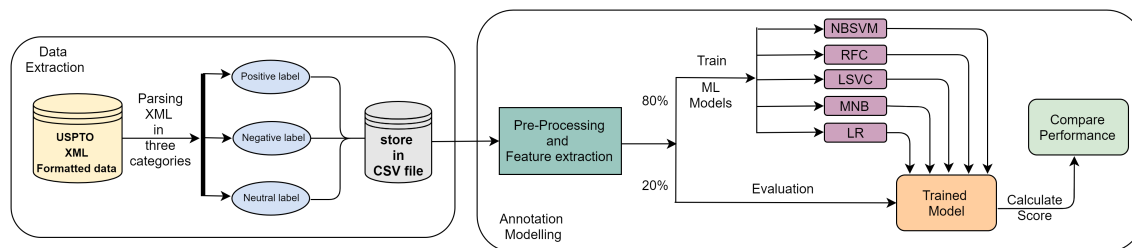


Figure 2: XML file parsing and modelling

Based on our investigation in Google patents⁸ and interviews with a domain expert⁹, we found that patent drafting practices and form varies across the globe. For instance, the patent applications originating from Asian countries

³<https://patseer.com/2021/02/accelerate-your-patent-reviewing-with-patseers-multi-color-highlighting/>

⁴<https://help.patsnap.com/hc/en-us/articles/115005478629-What-Can-I-Do-When-I-View-A-Patent->

⁵<https://ipgoggles.com/>

⁶<https://developer.uspto.gov/product/patent-grant-full-text-dataxml>

⁷<https://bulkdata.uspto.gov/data/patent/grant/redbook/fulltext/2020/>

⁸A Japan based patent with explicitly mentioned tags (AEI, TP, and SP): <https://patents.google.com/patent/US10834907B2/en?q=US10834907B2>

⁹<https://www.bettenpat.com/en-team-hewel.html>

preferred to explicitly mention several selling points of their invention and drawbacks associated with their referred sources in order to increase the chances of patenting. Such clearly defined structures as dedicated sections in patents help the examiners and attorneys to wade through patent quickly in order to identify key highlights and arguable subject matters. Therefore, we decided to look for such special tags which could be crucial entities during the examination and comparing any existing literature. As shown in Figure 2, three possible tags are selected, however, these tags are uncommon in all patents. In other words, oftentimes availability of such tags is scattered, for example, for the year 2020, out of nearly 200000 grants only around 8000 patents were found with such explicit text segments. So, it is necessary to generate a dataset with special text segments and train algorithms further to automatically highlight the text in any patents where there are no special tags to ease patent analysis.

As shown in Figure 3, “interested data” are considered as three different classes in our dataset. The text paragraphs following the mentioned tags are the text segments (a list of paragraphs) for training any ML algorithms. Three classes namely positive, negative, and neutral vary with their samples every year, however, to have the class balance we retain only an equal number of samples in each class. Along with text, other information such as title, and publication number is collected and made available in the dataset. A sample format of the data with respective labels is shown in Table 1.

Table 1: Sample dataset

Doc Num	Title	Text	Label
US10842211B2	Heat-retaining article	With the clothing..	2
US10757923B2	Aquaculture system	An embodiment of..	0
US9855011B2	Measurement device	According to the..	1
...

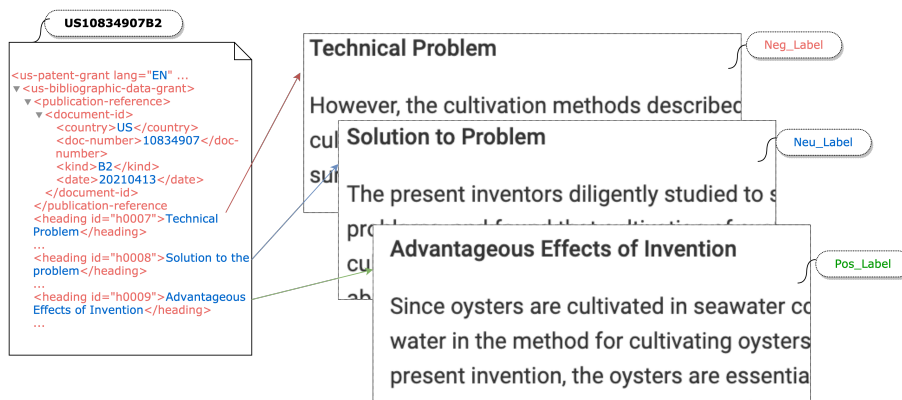


Figure 3: Label attachments according to text descriptions

4.2 Exploratory Data Analysis

The XML parsers we developed in this work identifies the interested tags (AIE, TP, and SP) and retrieve the paragraphs relating to particular tags. The text content is organised in various paragraphs, each paragraph is identified with unique number in the XML document, for instance `<p id="p-0021" num="0020">` as shown in Figure 4, similarly different paragraphs are collected in a list. The number of paragraphs and words that occur in each paragraph often varies and this again depends on the applicant’s drafting style and scope of the invention. The total number of paragraphs in positive samples ranges from 0-41, for negative 0-25, and for neutral samples 0-140, some of the paragraphs count for each category is mentioned in Table 2. Number of paragraphs (# Par) and total number available in dataset (Count) are recorded for each class. For instance, maximum number of paragraphs available in “Neg” class is 25 and respective total count in the dataset is 2. Similarly for other classes, where null value indicated non-availabilities of data, for instance maximum paragraphs for “Pos” class is 41 however, there is null value for tuple with 25, means to say there are no patents having positive samples with a size of 25 paragraphs in the dataset.

The number of words that appear in each paragraph must be accountable because this defines the way how we train algorithms with respect to sequence lengths. On the other hand, it is interesting to investigate which paragraphs contribute more towards the type of labels. In other words, applicants can specify advantageous effects in the beginning paragraphs, in middle paragraphs, or else maybe towards the end paragraphs in a list of paragraphs under one positive

```

US10834907B2
<us-patent-grant lang="EN" ...
  <us-bibliographic-data-grant>
    <publication-reference>
      <document-id>
        <country>US</country>
        <doc-number>10834907</doc-number>
        <kind>B2</kind>
        <date>20210413</date>
      </document-id>
      <title>Method for cultivating oysters on
land</title>
    </publication-reference>
    <heading id="h0007">Technical
Problem</heading>
    <p id="p-0021" num="0020"> However, the
cultivation methods described..</p>
    <heading id="h0008">Solution to the
problem</heading>
    <p id="p-0031" num="0010"> The present
inventors diligently studied to solve... </p>
    <heading id="h0009">Advantageous Effects of
Invention</heading>
    <p id="p-0041" num="0010"> Since oysters
are cultivated in seawater containing clean
deep-sea... </p>

```

Figure 4: A sample XML patent file

Table 2: Total number of paragraphs

# Par	Count		
	Pos	Neg	Neu
0	27	73	75
1	39562	23194	10401
..
25 (max par for Neg)	null	2	6
41 (max par for Pos)	3	null	null
140 (max par for Neu)	null	null	7

tag. This applies to all tags and their relevant contents. Therefore, training algorithms both at the passage level and sentence level are preferred. The example distributions of words over different paragraphs in the dataset are shown in Figure 5.

Based on the investigation made on the dataset using data analysis, we found various issues associated such as i) null values under the tags because of format issues in XML files, ii) various duplicates, where the same content appearing in patent grants with different document numbers, and iii) data samples where word counts are less than 10 approximately.

4.2.1 Preprocessing

In order to mitigate the above issues, we adopted various pre-processing techniques. There are possible cases in patent drafting, such as immediately below the special tags instead of text paragraphs, there might be sub-headings that are not considered by our parsers. The usage of sub-headings, other sections or any images, etc under the special tags is dynamic and poses challenges in writing a universal parser. Furthermore, there are possible cases where authors quickly make references under special tags, this results in samples where word count less than 10 and also 0 paragraphs because of empty xml tags. Such samples with less count and other with null values are eliminated.

Another main issue is duplicate values, for instance, USPTO list both US10516895B2 and US9866861B2 with the same title, mostly similar abstracts, also the data under special tags are completely the same. Such samples are also eliminated to avoid duplicates in the dataset. The total number of duplicates in each class of dataset is mentioned in

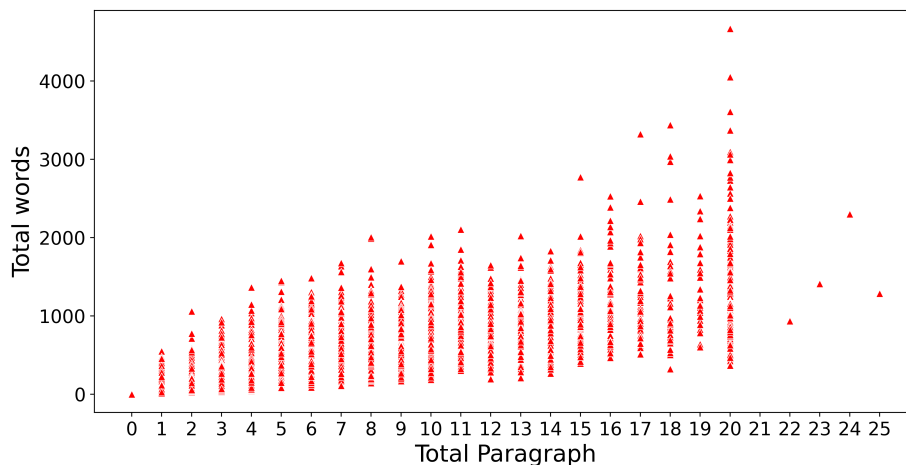


Figure 5: Relation between word counts and paragraph for negative text

Table 3. In addition, the removal of stopwords, special tags, numbers, and other non-text matters is removed from the dataset. Keras-based¹⁰ tokenization is employed to faster the execution of tokenization, where 60 seconds time is accounted for the same using Google Colab¹¹. Special punctuations and capitals are avoided in order to decrease the unique words space. More detailed analysis and other exploratory experiments are available in the link¹².

4.2.2 Statistics

The total numbers of samples in dataset is around 150k (when balanced class-wise), where the distributions in each class along with duplicates are given in Table 3. The average sequence length of samples ranges from 120 to 593 including all classes, on the other hand, maximum sequence length ranges from nearly 4000 to 7000 words. More about minimum sequence lengths, standard deviation, and other sequence length distributions are mentioned in Table 6. From the sequence length, it is clear that descriptions provided in the patents as solutions to problems are often lengthier, whereas advantageous effects are often shorter. It is also observed from the number of paragraphs in each class that, the maximum number of patents have their descriptions mentioned in 20 paragraphs as mentioned in Figure 5.

Table 3: Size of dataset

	Type	Count
Before pre-process	Pos	53475
	Neg	89105
	Neu	63055
	Total	205635
After pre-process	Pos	48202
	Neg	79531
	Neu	58043
	Total	185776
Duplicate values	Pos	5242
	Neg	9499
	Neu	4915
	Total	19656

Table 4 provides a clear evidence to depict diminishing explicit subject matters as we travel back in time from 2020 to 2010. Identifying technical subject matters for imperative arguments during patent analysis manually adds a greater challenge. The top tri-grams after stopwords removal found in each class and respective counts are recorded in Table 5. It is observed that words such as according, invention, present are widely used phrases in the patent literature, although

¹⁰<https://keras.io/>

¹¹<https://colab.research.google.com/notebooks/welcome.ipynb?hl=de>

¹²<https://github.com/Renuk9390/Patent-annotation/tree/main/>

Table 4: Generated labels from 2010-2020

Year	Total grants	Positive labels	Negative labels	Neutral labels
2020	390572	8959	15307	11026
2019	392618	9131	14900	10950
2018	341104	7577	12080	9016
2017	352547	7507	11822	8794
2016	334674	6893	10546	7989
2015	326969	6091	9232	6868
2014	327014	4517	7211	5100
2013	303642	2132	4379	2433
2012	277285	535	2145	663
2011	248101	90	971	110
2010	244599	11	475	19

they do not contribute much in distinguishing classes using statistical language processing such as term frequencies and inverse document frequencies (tf-idf), their contextual relationships with other words in paragraphs may contribute. Therefore, we retain those phrases also for training algorithms.

Table 5: Top tri-grams in the dataset

Class	Tri-gram	Count
Pos	“according present invention”	25130
	“present invention possible”	8338
Neg	“object present invention”	52497
	“present invention provide”	50776
Neu	“aspect present invention”	51494
	“according present invention”	34298

Table 6: Tokens distributions using Keras

Type	(Class-wise counts)		
	Pos	Neg	Neu
mean	120.93	198.10	593.47
min	0.00	6.00	2.00
25%	35.00	75.00	193.00
50%	61.00	138.00	410.00
75%	120.00	244.00	819.00
std	201.55	207.96	564.33
max	3929.00	4781.00	7317.00

5 Outcomes

5.1 Baseline Models

A variety of ML models are utilized to test the performance on the dataset, where elemental features include uni-grams, bi-grams, tf-idf scores, and also NBSVM Wang and Manning [2012] architecture-based model. In this setting, classical ML models such as Random Forest Classifier (RFC) with maximum estimators of 200 at the maximum depth level of 3, Linear SVC (LSVC), Multinomial Naive Bayes (MNB), and Logistic Regression (LR) with random state 0, modeled with tf-idf sparse matrix of size (150000, 454182). To reckon the competence of models, we have introduced cross-validation with 5-fold, where it also discourages overfitting. The models are trained on 80% of the total data and remaining 20% unseen data is utilized for testing.

Table 7: Train-Test Sequences

	Type	Count
Train	Uni-grams	82412
	Mean-uni	306
	Bi-grams	1990425
	Mean-bi	612
Test	Mean-uni	307
	Mean-bi	599

Another extended model NBSVM, where core features considered are log-count ratios, technically a combination of vanilla Naive Bayes and Support Vector Machine model. NBSVM specific sequence lengths on training and test sets are recorded in Table 7.

5.2 Results

The precision, recall, and F1 scores for NBSVM model are presented in Table 8. Considering individual class the highest F1 scores achieved by model is 97% for class 2.

Table 8: Test scores for NBSVM

Class	Precision	Recall	F1-score	Support
0	0.96	0.96	0.96	10028
1	0.95	0.96	0.95	9930
2	0.97	0.96	0.97	10042

The average scores over 5-fold cross validation for other ML models are recorded in Table 9. We are considering five different ML models and noting their precision, recall and F1 scores accordingly. Considering these scores the model which performs better is the LSVC achieving F1 score of 96%. For the further comparison considering individual fold, box-plot is presented in Figure 8. It shows that for the RF, its accuracy on the validation dataset varies much more for the individual folds compared to other three models. To get insight of a model performance the confusion matrix for the LSVC is shown in Figure 9 for all three labels. The quality of the dataset determines the way how algorithms are trained, and further influences the performances. The labels considered in this work are reliable, consistent, and ground truth evidence is taken from the patent text such that explicitly mentioned tags by applicants are sourced. We anticipate that our attempt helps in identifying subjective information in patent documents automatically. Introducing a new dataset for patent sentiment analysis and adding a quick usage of this data using ML models are being the focus of this work, therefore extended experiments and complex DL architectures can be seen in the future work.

To visualize how specific words are contributing to deciding appropriate labels using the trained model, Python package Lime¹³ is integrated. Figure 6 and 7 shows that how the label 0 and 2 are assigned to the text. It shows top 10 words with their probability in deciding whether they are in accordance with a label (i.e. 0, 1, 2) or not (i.e. NOT 0, NOT 1, NOT 2). Furthermore, it is highlighted in the text with the specific word and their respective colour code for better insight.

Table 9: Average 5-fold scores

Model	Precision	Recall	F1-score
RFC	0.84	0.85	0.85
LSVC	0.96	0.96	0.96
MNB	0.89	0.89	0.89
LR	0.95	0.96	0.95

¹³<https://github.com/marcotcr/lime>

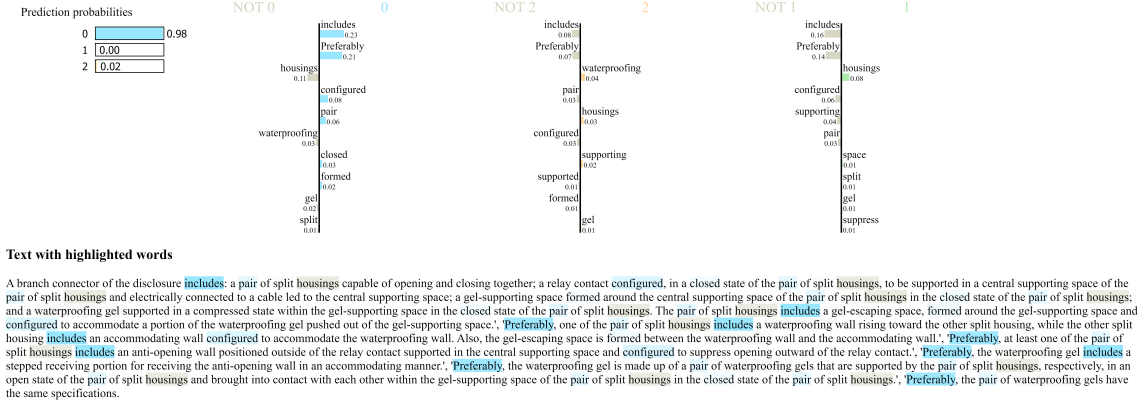


Figure 6: Visualising the LSVC model prediction for the text and deciding neutral label

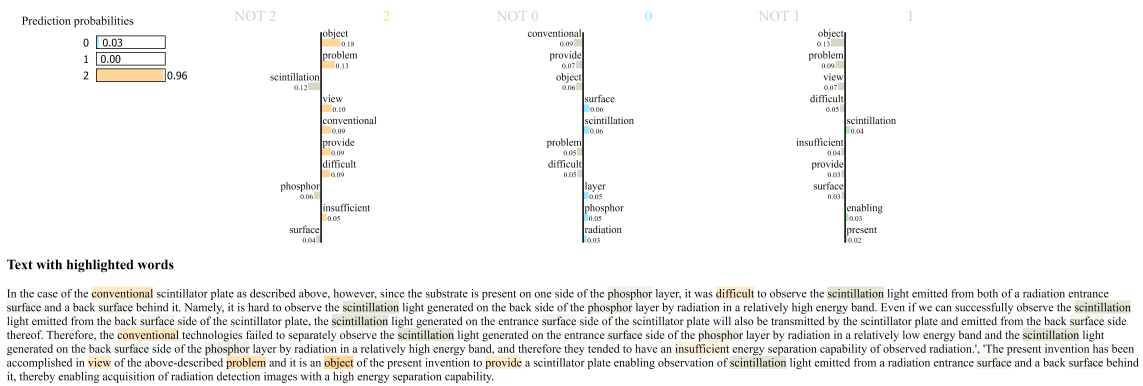


Figure 7: Visualising the LSVC model prediction for the text and deciding negative label

6 Conclusion and Future Work

Patent paragraph highlighting is a form of patent sentiment analysis and information retrieval. It is considered as a crucial stage in the assessment of patent documents. Patent practitioners such as examiners and attorneys have a practice of aligning their arguments found for technical subject matters of any invention, such alignments are effective through bringing automation in highlighting technical entities which are necessary for comparing inventions to existing literature. To this end, we propose a novel dataset to train ML algorithms to highlight patent paragraphs automatically based on individual subject matter types. The USPTO full-text grants (for over a decade) in the form of XML files are considered to develop the dataset. Initial baseline models using ML to utilize the dataset and their results are added, which helps other researchers to extend work for further refinements. The source codes to collect the raw data, parse the data to retrieve informative text segments, exploratory data analysis, and model-related codes along with links to download dataset are provided to reinforce patent information retrieval.

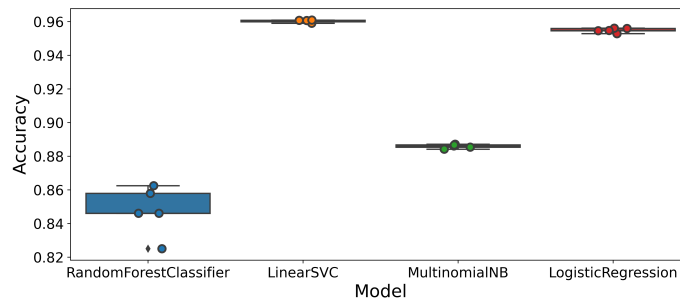


Figure 8: Accuracy scores for different models with 5 fold

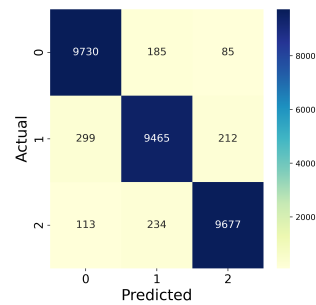


Figure 9: Confusion matrix for LSVC

Future work to this end includes: i) enhance the performances of baseline models using DL with complex learning capabilities, ii) introducing domain-specific pre-trained language models to enforce highlighting tasks, and iii) deployment of extended models as an API to build patent paragraph highlighting tool as a browser extension. Other enhancements towards the dataset are also possible and interesting future work such as i) extending the dataset for various other possible tags, ii) focusing on other patent office grants to make the dataset more universal. We assert that, this work stands as preliminary and opens a new path to bring automation in highlighting tasks in order to ease examination process and also to aid other patent practices.

References

- Renuksamy Chikkamath, Markus Endres, Lavanya Bayyapu, and Christoph Hewel. An empirical study on patent novelty detection: A novel approach using machine learning and natural language processing. In *2020 Seventh International Conference on Social Networks Analysis, Management and Security (SNAMS)*, pages 1–7. IEEE, 2020.
- Ralf Krestel, Renuksamy Chikkamath, Christoph Hewel, and Julian Risch. A survey on deep learning for patent analysis. *World Patent Information*, 65:102035, 2021.
- Miao Li, Xinguo Ming, Lina He, Maokuan Zheng, and Zhitao Xu. A triz-based trimming method for patent design around. *Computer-Aided Design*, 62:20–30, 2015.
- Andrew Rodriguez, Byunghoon Kim, Jae-Min Lee, Byoung-Yul Coh, and Myong K Jeong. Graph kernel based measure for evaluating the influence of patents in a patent citation network. *Expert systems with applications*, 42(3): 1479–1486, 2015.
- Makoto Iwayama, Atsushi Fujii, Noriko Kando, and Akihiko Takano. Overview of patent retrieval task at ntcir-3. In *Proceedings of the ACL-2003 workshop on Patent corpus processing*, pages 24–32, 2003.
- Hidetsugu Nanba, Atsushi Fujii, Makoto Iwayama, and Taiichi Hashimoto. Overview of the patent mining task at the ntcir-8 workshop. In *NTCIR*, 2008.
- Feng Guangpu, Chen Xu, and Peng Zhiyong. A rules and statistical learning based method for chinese patent information extraction. In *2011 Eighth Web Information Systems and Applications Conference*, pages 114–118. IEEE, 2011.
- Sergey Brin. Extracting patterns and relations from the world wide web. In *International workshop on the world wide web and databases*, pages 172–183. Springer, 1998.
- Eugene Agichtein and Luis Gravano. Snowball: Extracting relations from large plain-text collections. In *Proceedings of the fifth ACM conference on Digital libraries*, pages 85–94, 2000.
- Xu Chen and Na Deng. A semi-supervised machine learning method for chinese patent effect annotation. In *2015 international conference on cyber-enabled distributed computing and knowledge discovery*, pages 243–250. IEEE, 2015.
- Milan Agatonovic, Niraj Aswani, Kalina Bontcheva, Hamish Cunningham, Thomas Heitz, Yaoyong Li, Ian Roberts, and Valentin Tablan. Large-scale, parallel automatic patent annotation. In *Proceedings of the 1st ACM workshop on Patent information retrieval*, pages 1–8, 2008.
- Feng Wang, Lan Fen Lin, and Zhou Yang. An ontology-based automatic semantic annotation approach for patent document retrieval in product innovation design. In *Applied Mechanics and Materials*, volume 446, pages 1581–1590. Trans Tech Publ, 2014.
- Sida I Wang and Christopher D Manning. Baselines and bigrams: Simple, good sentiment and topic classification. In *Proceedings of the 50th Annual Meeting of the Association for Computational Linguistics (Volume 2: Short Papers)*, pages 90–94, 2012.