

A Projection Operator-based Newton Method for the Trajectory Optimization of Closed Quantum Systems

Jieqiu Shao,¹ Joshua Combes,¹ John Hauser,¹ and Marco M. Nicotra¹

¹*Department of Electrical, Computer and Energy Engineering,
University of Colorado Boulder, Boulder, Colorado 80309, USA*

(Dated: March 16, 2022)

Quantum optimal control is an important technology that enables fast state preparation and gate design. In the absence of an analytic solution, most quantum optimal control methods rely on an iterative scheme to update the solution estimate. At present, the convergence rate of existing solvers is at most superlinear. This paper develops a new general purpose solver for quantum optimal control based on the PROjection Operator Newton method for Trajectory Optimization, or PRONTO. Specifically, the proposed approach uses a projection operator to incorporate the Schrödinger equation directly into the cost function, which is then minimized using a quasi-Newton method. At each iteration, the descent direction is obtained by computing the analytic solution to a Linear-Quadratic trajectory optimization problem. The resulting method guarantees monotonic convergence at every iteration and quadratic convergence in proximity of the solution. To highlight the potential of PRONTO, we present an numerical example that employs it to solve the optimal state-to-state mapping problem for a qubit and compares its performance to a state-of-the-art quadratic optimal control method.

I. INTRODUCTION

To realize the promise of quantum computing and quantum sensing it is necessary to accurately control increasingly large quantum systems. Quantum control [1–3] is difficult for many reasons including: the interesting quantum systems are fundamentally nonlinear, observations disturb the state of the system being controlled, and like classical systems the quantum state space suffers from the curse of dimensionality.

Nevertheless many techniques for controlling quantum systems have been developed. Broadly speaking the field can be divided into model based control and model free control. In the context of model-based quantum optimal control, the two predominant strategies in modern literature are the GRAdient Ascent Pulse Engineering algorithm (GRAPE) [4], which treats the control input as a sequence of piecewise-constant pulses, and Krotov methods [5, 6], which treat the control input as a continuous function. For a detailed comparison between the two strategies, readers are referred to [7]. Because these prior methods use gradient based descent their convergence to the optimal solution is linear. The development of quadratically convergent quantum control methods is an open problem and may lead to the ability to control larger quantum systems.

This paper introduces a new strategy for model-based quantum optimal control by specializing the PROjection Operator-based Newton method for Trajectory Optimization (PRONTO) [8] to quantum systems. An example featuring a prior application of PRONTO to quantum control is discussed briefly in [9].

PRONTO is conceptually similar to Krotov, in the sense that they both solve the optimal control problem directly in function space, and they both do so by sequentially solving backward-in-time and forward-in-time

ordinary differential equations. Their difference lies in how they handle the system dynamics: Krotov enforces them using Lagrange multipliers, whereas PRONTO embeds them into a new cost function using the projection operator. From there, Krotov employs a primal-dual gradient method to find the saddle point of the Lagrangian, whereas PRONTO employs a Newton descent method to find the minimum of the modified cost function. Thus, the convergence rate of Krotov is typically linear (or superlinear in the case of the quasi-Newton extension [10]), whereas the convergence rate of PRONTO is quadratic.

The paper is structured as follows: Section II states the quantum optimal control problem we wish to solve and reformulates it into a traditional optimal control problem. Section III reviews established results from numerical optimization theory to familiarize the reader with the general concepts used in PRONTO. Section IV provides a detailed description of how to implement PRONTO on quantum systems and includes a pseudo-code summarizing all the steps performed by the method. Finally, Section V provides preliminary comparisons between PRONTO and the state-of-the-art Krotov implementation package [11].

II. PROBLEM STATEMENT

The objective of this paper is to develop a systematic approach for the state-to-state control of quantum systems, meaning that we wish to steer some initial state $|\psi_0\rangle$ to a target state $|\phi\rangle$ over a finite time interval $[0, T]$. In this section, we show how the state-to-state quantum control problem can be reformulated as a classic optimal control problem, which we will then solve using a specialized version of the PRONTO algorithm.

A. Dynamic Model

We consider a system governed by the Hamiltonian

$$H[u(t)] = H_0 + \sum_{j=1}^m H_j f_j[u_j(t)], \quad (1)$$

where $H_0 \in \mathbb{C}^{n \times n}$ represents the free evolution of the system, $H_j \in \mathbb{C}^{n \times n}$ is the j -th control Hamiltonian and the associated $f_j : \mathbb{R} \rightarrow \mathbb{R}$ is a class \mathcal{C}^2 function of the control input $u_j(t) \in \mathbb{R}$. The dynamics generated by this Hamiltonian are

$$i\hbar \frac{\partial}{\partial t} |\psi(t)\rangle = H[u(t)] |\psi(t)\rangle, \quad (2)$$

with $|\psi(t)\rangle \in \mathbb{C}^n$ and $u(t) \in \mathbb{R}^m$. Henceforth, we set $\hbar = 1$ for simplicity.

B. Cost Function

To quantify the effectiveness of a given controller, we will rank the behavior of $(|\psi(t)\rangle, u(t))$ within the time window $t \in [0, T]$, by evaluating the cost function

$$M[|\psi(T)\rangle] + \int_0^T L[|\psi(t)\rangle, u(t)] dt, \quad (3)$$

where both the *terminal cost* $M : \mathbb{C}^n \rightarrow \mathbb{R}_{\geq 0}$ and the *incremental cost* $L : (\mathbb{C}^n \times \mathbb{R}^m) \rightarrow \mathbb{R}_{\geq 0}$ are class \mathcal{C}^2 convex functions that can be interpreted as follows.

The incremental cost penalizes undesirable behaviors within the time window $t \in [0, T]$. A common choice is

$$L(|\psi\rangle, u) = L_\psi(|\psi\rangle) + L_u(u), \quad (4)$$

with L_ψ convex and L_u strongly convex. The latter prevents $u(t)$ from growing unbounded, and is therefore necessary for the well-posedness of the problem. A typical choice for $L_u \neq 0$ is

$$L_u(u) = \frac{1}{2} u^T R(t) u. \quad (5)$$

where $R(t) > 0$, $\forall t \in [0, T]$ is a (potentially time-varying) diagonal matrix. As for the former, $L_\psi \neq 0$ can be useful for penalizing the transfer of population onto undesirable states $|\lambda\rangle$, as detailed in [12]. In this case, a suitable choice would be

$$L_\psi(|\psi\rangle) = \frac{1}{2} \langle \psi | P_\lambda | \psi \rangle, \quad (6)$$

where the operator $P_\lambda = |\lambda\rangle\langle\lambda|$ denotes the projection of $|\psi\rangle$ onto a state $|\lambda\rangle$. If we do not wish to penalize any states during the transient, it is worth noting that $L_\psi = 0$ is a suitable, and fairly common [11], alternative.

The terminal cost drives the final state $|\psi(T)\rangle$ to a desirable target $|\phi\rangle$ by penalizing the deviation between

$|\psi(T)\rangle$ and $|\phi\rangle$. For example, we can perform an arbitrary phase state-to-state transition by assigning

$$M(|\psi\rangle) = \langle \psi | P_{-\phi} | \psi \rangle, \quad (7)$$

where the operator $P_{-\phi} = 1 - |\phi\rangle\langle\phi|$ is the complement of P_ϕ and M denotes the Hilbert-Schmidt distance between $|\psi\rangle$ and the target state $|\phi\rangle$.

C. Optimal Control Problem

Having identified the system dynamics and a suitable cost function, we can now formulate the well-known [1] quantum optimal control problem

$$\min M[|\psi(T)\rangle] + \int_0^T L[|\psi(t)\rangle, u(t)] dt \quad (8a)$$

$$\text{s.t. } \frac{\partial}{\partial t} |\psi(t)\rangle = -iH[u(t)] |\psi(t)\rangle, \quad |\psi(0)\rangle = |\psi_0\rangle. \quad (8b)$$

To solve this problem, we will start by re-framing it into the form found in conventional control literature [13]. This is done by transforming the complex state vector $|\psi(t)\rangle \in \mathbb{C}^n$ into a larger real vector $x(t) \in \mathbb{R}^{2n}$ by taking advantage of the bijective mapping

$$x(t) = \begin{bmatrix} \text{Re}(|\psi(t)\rangle) \\ \text{Im}(|\psi(t)\rangle) \end{bmatrix}. \quad (9)$$

The same mapping allows us to transform any operator $Y \in \mathbb{C}^{n \times n}$ into a matrix $\mathcal{Y} \in \mathbb{R}^{2n \times 2n}$ using

$$\mathcal{Y} = \begin{bmatrix} \text{Re}(Y) & -\text{Im}(Y) \\ \text{Im}(Y) & \text{Re}(Y) \end{bmatrix}. \quad (10)$$

The Schrödinger equation (2) can therefore be rewritten as the real-valued ordinary differential equation

$$\dot{x}(t) = \mathcal{H}[u(t)] x(t) \quad (11)$$

by defining

$$\mathcal{H} = \begin{bmatrix} \text{Re}(-iH) & -\text{Im}(-iH) \\ \text{Im}(-iH) & \text{Re}(-iH) \end{bmatrix}. \quad (12)$$

Likewise, the cost functions (4)-(7) can be rewritten as

$$l(x, u) = \frac{1}{2} x^T \mathcal{P}_\lambda x + \frac{1}{2} u^T R(t) u, \quad (13a)$$

$$m(x) = \frac{1}{2} x^T \mathcal{P}_{-\phi} x, \quad (13b)$$

where the matrices $\mathcal{P}_{-\phi}$ and \mathcal{P}_λ can be obtained from the operators $P_{-\phi}$ and P_λ using Eq. (10).

Solving the quantum optimal control problem (8) is therefore equivalent to solving the conventional optimal control problem

$$\min m[x(T)] + \int_0^T l[x(t), u(t)] dt \quad (14a)$$

$$\text{s.t. } \dot{x}(t) = \mathcal{H}[u(t)] x(t), \quad x(0) = x_0. \quad (14b)$$

Compared to the more general formulation featuring $\dot{x} = f(x, u)$, (14) features two very interesting properties that stem from the nature of closed quantum systems

- The differential equation (14b) is *affine* in the state vector x , meaning that its second derivative satisfies $\nabla_{xx}^2[\mathcal{H}(u)x] = 0$;
- The matrix $\mathcal{H}(u)$ is *skew-symmetric* for all $u \in \mathbb{R}^m$. This implies $\|x(t)\| = \|x(0)\|$, $\forall t \in [0, T]$.

These properties, plus the general simplicity of computing the partial derivatives of (14) will be leveraged in Sec. IV to design an efficient iterative solver.

III. OPTIMIZATION PRIMER

The goal of this section is to provide the interested reader with an intuition for the main ingredients used in PRONTO. Although most of the information contained in this section can be found in a good textbook on numerical optimization, e.g. [14], the order in which it is presented and the way it is interpreted is both original to this paper and critical for understanding the theory behind PRONTO.

The starting point is Eq. (14), which is a constrained optimization problem defined in *function space*, meaning that its solution $[x(t), u(t)]$ is a pair of functions $x : [0, T] \rightarrow \mathbb{R}^{2n}$ and $u : [0, T] \rightarrow \mathbb{R}^m$. Since readers are more likely familiar with *vector space* optimization, this section describes the general intuition behind the approach used in Sec. IV for the simplistic case where $x \in \mathbb{R}^{2n}$ and $u \in \mathbb{R}^m$ are just two vectors.

A. Embedding Constraints into the Cost Function

Given a constrained optimization problem in the form

$$\min h(x, u) \quad (15a)$$

$$\text{s.t. } c(x, u) = 0, \quad (15b)$$

where $h : (\mathbb{R}^{2n} \times \mathbb{R}^m) \rightarrow \mathbb{R}_{\geq 0}$ is a \mathcal{C}^2 convex function and $c : (\mathbb{R}^{2n} \times \mathbb{R}^m) \rightarrow \mathbb{R}$ is a \mathcal{C}^2 function, a systematic method for finding the solution is to search for the saddle point of the Lagrangian $\mathcal{L}(x, u, \chi) = h(x, u) + \chi^T[c(x, u)]$, where $\chi \in \mathbb{R}^{2n}$ is the vector of Lagrange multipliers. This can be done using a primal-dual gradient method (incidentally, if one were to transfer this intuition back into function space, one would obtain something akin to the Krotov method [15]).

Given a \mathcal{C}^2 function $p : \mathbb{R}^m \rightarrow (\mathbb{R}^{2n}, \mathbb{R}^m)$ such that $c(x, u) = 0$ iff $[x, u] = p(u)$, an alternative method would be to solve the unconstrained optimization problem

$$\min g(u), \quad (16)$$

with $g(u) = h[p(u)]$. Clearly, the main challenge associated to this transformation is finding a suitable function $p(u)$. Doing so, however, enables us to use a standard Newton method for finding the solution.

B. Newton Method

The classic Newton method seeks local minima of (16) by applying an iterative procedure in the form

$$u_{k+1} = u_k + \nu_k, \quad (17)$$

where, given a guess u_k , the **Descent Direction** ν_k is obtained by computing the local quadratic approximation of the cost update, i.e.

$$g(u) \approx g(u_k) + \nabla^T g(u_k) \nu + \frac{1}{2} \nu^T \nabla^2 g(u_k) \nu, \quad (18)$$

and solving a quadratic minimization problem

$$\nu_k = \arg \min \nabla^T g(u_k) \nu + \frac{1}{2} \nu^T \nabla^2 g(u_k) \nu. \quad (19)$$

The interest in this approach is that, unlike the original problem (16), the local quadratic approximation (19) can be solved explicitly iff $\nabla^2 g(u_k) > 0$. Notably, the solution to (19) is

$$\nu_k = -\nabla^2 g(u_k)^{-1} \nabla g(u_k). \quad (20)$$

Since local minima of a \mathcal{C}^2 function satisfy $\nabla^2 g(u^*) > 0$, it can be shown that, given a sufficiently small initial error $\|u_0 - u^*\|$, the sequence $\|u_k - u^*\|$ is quadratically convergent to zero. Moreover, since the local minima of a \mathcal{C}^2 function satisfy $\nabla g(u^*) = 0$, it is possible to use $\|\nabla g(u_k)\| \leq \text{tol}$, with $\text{tol} > 0$, as an exit condition for the iterative solver.

C. quasi-Newton Method

Although the requirement $\nabla^2 g(u_k) > 0$ holds for u_k sufficiently close to the optimum, there is no guarantee that $\nabla^2 g(u_k) > 0$, $\forall u_k \in \mathbb{R}^m$. Given $\nabla^2 g(u_k) \not> 0$, the quadratic approximation (19) does not admit a bounded solution, which causes the Newton method to fail. In such instances, the quasi-Newton method can overcome this issue by replacing (19) with

$$\nu_k = \arg \min_{\nu \in \mathbb{R}^m} \nabla g(u_k) \nu + \frac{1}{2} \nu^T G_k \nu, \quad (21)$$

where $G_k > 0$ is a positive-definite matrix. Since $G_k = I$ leads to the gradient descent method $\nu_k = -\nabla g(u_k)$, which is linearly convergent, we note that, if $G_k > 0$ is a suitable approximation of $\nabla^2 g(u_k)$, the quasi-Newton method can achieve superlinear convergence.

For example, given $g(u) = h[p(u)]$, we have

$$\nabla^2 g(u) = \nabla p(u)^T \nabla^2 h[p(u)] \nabla p(u) + \sum_{j=1}^m \frac{\partial h}{\partial u_j} \bigg|_{p(u)} \nabla^2 p_j(u)$$

which is, in general, not positive definite. If h is a convex function, however, a suitable positive definite approximation of $\nabla^2 g(u_k) \not> 0$ would be

$$G_k = \nabla p(u_k)^T \nabla^2 h[p(u_k)] \nabla p(u_k). \quad (22)$$

D. Dampened (quasi-)Newton Method

Since (18), or its quasi-Newton counterpart (21), is only a second-order approximation, there is no guarantee that $g(u_k + \nu_k) < g(u_k)$. This can cause the Newton method to diverge when the initial error $\|u_0 - u^*\|$ is too large. To prevent this, we replace the classic Newton step (17) with the dampened Newton step

$$u_{k+1} = u_k + \gamma_k \nu_k, \quad (23)$$

where the **Step Size** $\gamma_k \in (0, 1]$ is chosen to ensure a sufficient decrease in the cost function. Notably, if we define $g_k : (0, 1] \rightarrow \mathbb{R}$ as

$$g_k(\gamma) = g(u_k + \gamma \nu_k), \quad (24)$$

we can compute the Taylor expansion

$$g_k(\gamma) = g_k(0) + g'_k(0)\gamma + \frac{1}{2}g''_k(0)\gamma^2 + o(\gamma^2). \quad (25)$$

By construction of ν_k , we know that the minimum of the quadratic approximation of $g_k(\gamma)$ lies in $\gamma = 1$. As shown in Figure 1, however, the higher order terms $o(\gamma^2)$ may cause $g_k(1)$ to be quite different from its quadratic approximation, thus causing the Newton method to fail. To ensure that the cost decreases by a sufficient amount at each iteration, we use a backtracking linesearch to enforce the Armijo Rule

$$g_k(\gamma_k) \leq g_k(0) - \alpha g'_k(0)\gamma_k, \quad (26)$$

with $\alpha \in (0, 0.5)$. Specifically, given the initial value $\gamma_k = 1$, we check if (26) holds. If it does, the higher-order terms $o(\gamma^2)$ are not dominant. If it doesn't, we assign

$$\gamma_k \leftarrow \beta \gamma_k, \quad (27)$$

with $\beta \in (0, 1)$ and proceed to once again check the Armijo Rule (26). Typical values for the backtracking linesearch are $\alpha = 0.4$ and $\beta = 0.7$. This modification is sufficient to ensure the monotonic convergence property

$$g(u_{k+1}) < g(u_k), \quad (28)$$

thus guaranteeing monotonic convergence to a local minimum for any initial condition such that $\nabla g(u_0) \neq 0$, i.e. for any initial condition that isn't a local maximum or a saddle point.

IV. PRONTO FOR QUANTUM SYSTEMS

Having given a general intuition behind of all the steps used in PRONTO, we now go back to the original optimization problem (14) for which the solution space is $[x(t), u(t)] \in (\mathcal{X} \times \mathcal{U})$, where \mathcal{X} denotes the set of all \mathcal{C}^0 functions $x : [0, T] \rightarrow \mathbb{R}^{2n}$ and \mathcal{U} denotes the set of all \mathcal{C}^0 functions $u : [0, T] \rightarrow \mathbb{R}^m$. Here, the idea is to perform the same steps laid out in Sec. III using functional analysis instead of vector calculus. The PRONTO pseudocode obtained by following all these steps is provided in Algorithm 1 at the end of this section.

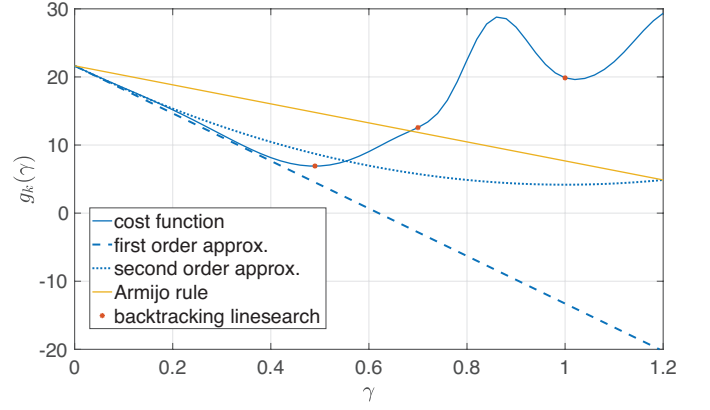


FIG. 1. Visual representation of the backtracking linesearch. Given $\gamma = 1$ and $\gamma = 0.7$, the value of the nonlinear function $g_k(\gamma)$ does not satisfy the Armijo rule, meaning that γ is not small enough for the second order approximation to be representative of the function. Given $\gamma = 0.49$, the Armijo rule is satisfied, meaning that the decrease in cost is acceptable.

A. The Projection Operator

The first step to solve the constrained optimization problem (14) is to reformulate it as an *unconstrained* optimization problem by embedding the equality constraints into the cost function. To this end, we define $\xi(t) = [x(t), u(t)]$ which means we can rewrite (14a) as

$$h(\xi) = m[x(T)] + \int_0^T l[x(t), u(t)] dt, \quad (29)$$

where $h : \mathcal{X} \times \mathcal{U} \rightarrow \mathbb{R}$ is a \mathcal{C}^2 convex function. Since the Schrödinger equation (14b) imposes the restriction $\xi \in \mathcal{T}$, where

$$\mathcal{T} = \{\xi \in (\mathcal{X} \times \mathcal{U}) \mid \dot{x} = \mathcal{H}(u)x, \quad x(0) = x_0\}, \quad (30)$$

we define the simplified¹ projection operator $\mathcal{P} : \mathcal{U} \rightarrow \mathcal{T}$ as the solution to

$$\mathcal{P}(\mu) = \xi : \begin{cases} \dot{x} = H(u)x, & x_0 = \bar{x} \\ u = \mu. \end{cases} \quad (31)$$

Then, given $g(u) = h(\mathcal{P}(u))$, the optimal control problem (14) can be rewritten as an *unconstrained* optimization problem in the form

$$\min g(u), \quad (32)$$

which we now solve using a dampened (quasi-)Newton method in the function space \mathcal{U} .

¹ As detailed in [8], the projection operator should formally map $(\mathcal{X} \times \mathcal{U}) \rightarrow \mathcal{T}$. Given $\alpha \in \mathcal{X}$, we can turn (31) into a “proper” projection operator $\mathcal{P}(\alpha, \mu)$ by defining $u = \mu + K_r(\alpha - x)$, where K_r is a time-varying feedback gain that stabilizes the system trajectories. Since closed quantum systems evolve on the unit sphere (and are therefore inherently stable), however, we can assign $K_r = 0$ for the sake of simplicity. The design of suitable $K_r \neq 0$, which is likely to improve convergence, is left to future work.

B. Newton Descent Direction

In analogy to Sec. III B, given the current solution estimate $u_k(t) \in \mathcal{U}$, we now wish to compute a descent direction $\nu_k(t) \in \mathcal{U}$ for our next estimate by minimizing the local quadratic approximation of (32). This can be done by solving the optimization problem

$$\begin{aligned} \nu_k(t) = \arg \min \quad & \pi_k^T z(T) + \frac{1}{2} z(T)^T \Pi_k z(T) + \int_0^T \begin{bmatrix} q_k(\tau) \\ r_k(\tau) \end{bmatrix}^T \begin{bmatrix} z(\tau) \\ \nu(\tau) \end{bmatrix} + \frac{1}{2} \begin{bmatrix} z(\tau) \\ \nu(\tau) \end{bmatrix}^T \begin{bmatrix} Q_k(\tau) & S_k(\tau) \\ S_k^T(\tau) & R_k(\tau) \end{bmatrix} \begin{bmatrix} z(\tau) \\ \nu(\tau) \end{bmatrix} d\tau \\ \text{s.t.} \quad & \dot{z}(t) = A_k(t)z(t) + B_k(t)\nu(t), \quad z(0) = 0, \end{aligned} \quad (34)$$

where

$$\begin{aligned} q_k(t) &= \mathcal{P}_\lambda x_k(t), \quad r_k(t) = R(t)u_k(t), \\ \pi_k &= \mathcal{P}_{-\phi} x_k(T), \end{aligned} \quad (35)$$

capture the first-order contributions to the cost and

$$\begin{aligned} Q_k(t) &= \mathcal{P}_\lambda, \quad R_k(t) = R(t) + \tilde{R}_k(t), \\ \Pi_k &= \mathcal{P}_{-\phi}, \quad S_k(t) = \tilde{S}_k(t), \end{aligned} \quad (36)$$

capture the second-order contributions, with

$$\begin{aligned} \tilde{S}_k(t) &= [\mathcal{H}_1(t)\chi_k(t) \ \dots \ \mathcal{H}_m(t)\chi_k(t)] \\ \tilde{R}_k(t) &= \begin{bmatrix} \chi_k^T(t)\mathcal{H}_{11}(t)x_k(t) & \dots & \chi_k^T(t)\mathcal{H}_{m1}(t)x_k(t) \\ \vdots & \ddots & \vdots \\ \chi_k^T(t)\mathcal{H}_{1m}(t)x_k(t) & \dots & \chi_k^T(t)\mathcal{H}_{mm}(t)x_k(t) \end{bmatrix}. \end{aligned}$$

Here, $\chi_k \in \mathcal{X}$ is the co-state², which can be obtained by solving the following differential equation

$$-\dot{\chi}_k = \mathcal{H}(u_k(t))^T \chi_k + q_k(t), \quad \chi(T) = \pi_k, \quad (37)$$

and, given the vector $w \in \mathbb{R}^m$, we define

$$\mathcal{H}_i(t) = \left. \frac{\partial \mathcal{H}(w)}{\partial w_i} \right|_{w=u_k(t)}, \quad \mathcal{H}_{ij}(t) = \left. \frac{\partial^2 \mathcal{H}(w)}{\partial w_i \partial w_j} \right|_{w=u_k(t)}.$$

Finally, the matrices

$$\begin{aligned} A_k(t) &= \mathcal{H}(u_k(t)), \\ B_k(t) &= [\mathcal{H}_1(t)x_k(t) \ \dots \ \mathcal{H}_m(t)x_k(t)], \end{aligned} \quad (38)$$

capture the linearization of system dynamics $\dot{x} = \mathcal{H}(u)x$ around the current trajectory $\xi_k = (x_k(t), u_k(t))$.

² Coincidentally, it is worth noting that the co-state dynamics (37), which stem from the computation of $D^2 g(u_k) \cdot (\nu, \nu)$, detailed in Appendix A, are identical to what is found by the Krotov method [11, Eq. (30)] using Lagrange multipliers.

$$\nu_k = \arg \min \quad Dg(u_k) \cdot \nu + \frac{1}{2} D^2 g(u_k) \cdot (\nu, \nu), \quad (33)$$

where D and D^2 are the first and second Fréchet derivatives of $g(u)$. As detailed in Appendix A, the evaluation of (33) leads in the following Linear-Quadratic Optimal Control Problem (LQ-OCP)

Although somewhat daunting, (34) is a well-known optimal control problem [13], which admits an explicit solution (see Appendix B). Unfortunately, depending on the matrices in (36), there is no guarantee that (34) the solution exists and is unique. This issue is solved in the next subsection by using a positive definite approximation of the cost function whenever necessary.

C. quasi-Newton Descent Direction

If, at a given iteration k , the LQ-OCP (34) does not admit a solution, it is possible to replace (36) with

$$\begin{aligned} Q_k(t) &= \mathcal{P}_\lambda, \quad R_k(t) = R(t) \\ \Pi_k &= \mathcal{P}_{-\phi}, \quad S_k(t) = 0. \end{aligned} \quad (39)$$

By construction, these matrices satisfy the positive semi-definite properties $\Pi_k \geq 0$, $R_k(t) > 0$, $\forall t \in [0, T]$, and $[Q_k(t) \ S_k(t); S_k^T(t) \ R_k(t)] \geq 0$, $\forall t \in [0, T]$. This is sufficient to ensure that the new LQ-OCP has a unique minimizer, making it always possible to compute a descent direction ν_k .

D. Maximum Step Size

In analogy to Sec. III D, since the descent direction $\nu_k(t)$ was computed using a *local* second order approximation, there is no guarantee that $u_{k+1}(t) = u_k(t) + \nu_k(t)$ satisfies $g(u_{k+1}) < g(u_k)$. To ensure a monotonically convergent sequence, we therefore define the next estimate

$$u_{k+1}(t) = u_k(t) + \gamma_k \nu_k(t), \quad (40)$$

where the step size $\gamma_k \in (0, 1]$ is chosen using a backtracking linesearch to enforce the Armijo rule

$$g(u_k + \gamma_k \nu_k) \leq g(u_k) - \alpha \gamma_k Dg(u_k) \cdot \nu_k. \quad (41)$$

Details on how to compute $Dg(u_k) \cdot \nu_k$ are also provided in Appendix B. A possible issue with the backtracking

linesearch is that, if the Armijo rule is only satisfied for very small γ , the algorithm may perform a large number of checks before selecting a suitable step size.

To prevent unnecessary calculations, we introduce a heuristic that upper bounds the initial value of the backtracking linesearch whenever the norm of the descent direction is too large. To this end, we note that, although $x_{k+1} \in \mathcal{X}$ is obtained from the projection operator (31), the LQR problem (B2) approximates the state update as

$$x_{k+1} \approx x_k + \gamma_k z_k. \quad (42)$$

Since (14b) is a closed quantum system such that $\|x_{k+1}(t)\| = \|x_k(t)\| = \|x_0\|$, $\forall t \in [0, T]$, the approximation (42) is valid only if $\gamma_k \|z_k(t)\|$ is “sufficiently small” $\forall t \in [0, T]$. This motivates the step size upper bound

$$\gamma_k \leq \frac{\delta \|x_0\|}{\max_{t \in [0, T]} \|z_k(t)\|}, \quad (43)$$

where $\delta \in (0, 1)$ ensures that the norm of the update is, at most, comparable to the norm of the state. A reasonable heuristic for this upper bound is $\delta = 0.6$. Note that, once $\|z_k(t)\| \leq \delta \|x_0\|$, $\forall t \in [0, T]$, i.e. once the updates are sufficiently small, we return to the full range $\gamma_k \in (0, 1]$.

Although PRONTO only guarantees monotonic convergence to a local minimum, it is worth noting that there exists a large class of quantum optimal control problems for which all local minima share the same cost [16].

Algorithm 1 Q-PRONTO

Initialization

```

1:  $u_k(t) = u_0(t)$ 
2:  $\xi_k \leftarrow \mathcal{P}(u_k(t))$  ▷ F.i.t. (31)
3:  $g_k \leftarrow h(\xi_k)$ 
4:  $Dg = 10 \cdot \text{tol}$ 

```

Main Loop

```

5: while  $Dg > \text{tol}$  do
6:    $[A_k(t), B_k(t), q_k(t), r_k(t), \pi_k] \leftarrow [(38) - (35)]$ 

```

Newton

```

7:   Compute  $\chi_k(t)$  ▷ B.i.t. (37)
8:    $[Q_k(t), S_k(t), R_k(t), \Pi_k] \leftarrow (36)$ 
9:   Compute  $[K_o(t), v_o(t)]$  ▷ B.i.t. (B1)

```

Quasi-Newton

```

10:  if (B1) failed to converge then
11:     $[Q_k(t), S_k(t), R_k(t), \Pi_k] \leftarrow (39)$ 
12:    Compute  $[K_o(t), v_o(t)]$  ▷ B.i.t. (B1)
13:  end if

```

Descent Direction

```

14:  Compute  $[z_k(t), \nu_k(t), \eta_k(T)]$  ▷ F.i.t. (B2)
15:   $Dg \leftarrow \pi_k^T z_k(T) + \eta_k(T)$ 

```

Step Size

```

16:   $\gamma_k \leftarrow \min(1, \delta \|\bar{x}\| / \max(\|z_k(t)\|))$ 
17:   $\xi_{k+1} \leftarrow \mathcal{P}(u_k(t) + \nu_k(t))$  ▷ F.i.t. (31)
18:   $g_{k+1} \leftarrow h(\xi_{k+1})$ 
19:  while  $g_{k+1} > g_k - \alpha \cdot Dg \cdot \gamma_k$  do
20:     $\gamma_k \leftarrow \beta \cdot \gamma_k$ 
21:     $\xi_{k+1} \leftarrow \mathcal{P}(u_k(t) + \gamma_k \cdot \nu_k(t))$  ▷ F.i.t. (31)
22:     $g_{k+1} \leftarrow h(\xi_{k+1})$ 
23:  end while

```

Next Iteration

```

24:   $u_k(t) \leftarrow u_k(t) + \gamma_k \cdot \nu_k(t)$ 
25:   $\xi_k \leftarrow \xi_{k+1}$ 
26:   $g_k \leftarrow g_{k+1}$ 
27: end while

```

Output

```

28: return  $u_k(t)$ 

```

F.i.t. = Integrate forward in time

B.i.t. = Integrate backward in time

V. EXAMPLE: QUBIT STATE-TO-STATE CONTROL

We now apply PRONTO to a canonical quantum control problem and compare it to one of the leading quantum control techniques, the Krotov method [5, 6].

Specifically, we wish to perform a state-to-state transition $|0\rangle \rightarrow |1\rangle$ on a qubit evolving under the Schrödinger equation

$$|\dot{\psi}\rangle = -i(H_0 + uH_1)|\psi\rangle, \quad |\psi(0)\rangle = |0\rangle, \quad (44)$$

with $H_0 = -\frac{\omega}{2}\sigma_z$ and $H_1 = \sigma_x$ where σ_i are the usual Pauli matrices. To achieve this goal while limiting the fluence of the control input $u(t)$, we minimize the cost

function

$$\frac{1}{2} \langle \psi(T) | P_{-1} | \psi(T) \rangle + \int_0^T \frac{\vartheta(t)}{2} u(t)^2 dt, \quad (45)$$

where $P_{-1} = I - |1\rangle\langle 1| = |0\rangle\langle 0|$ is a projection operator and $\vartheta(t) > 0$, $\forall t \in [0, T]$ is a time-varying penalty on the energy of the control input. Using the bijective mapping given in Eq. (9) and Eq. (10), this optimization problem can then be rewritten as

$$\min \frac{1}{2} x(T)^T \mathcal{P}_{-1} x(T) + \int_0^T \frac{\vartheta(t)}{2} u(t)^2 dt \quad (46a)$$

$$\text{s.t. } \dot{x} = (\mathcal{H}_0 + u\mathcal{H}_1)x, \quad x = x_0. \quad (46b)$$

To make things concrete, we set $\omega = 1$ in the free Hamiltonian H_0 and control our system up to the finite time $T = 5$. To completely define the optimal control problem we now have to specify $\vartheta(t)$. For ease of comparison³ with the benchmark in the Krotov Package, we assign the same input weight function featured in [11], i.e.

$$\vartheta(t) = \begin{cases} \frac{1+\epsilon}{\mathcal{B}_{.6}(t)+\epsilon} & \forall t \in [0, 0.3], \\ 1 & \forall t \in (0.3, 4.7), \\ \frac{1+\epsilon}{\mathcal{B}_{.6}(5-t)+\epsilon} & \forall t \in [4.7, 5], \end{cases} \quad (47)$$

where $\epsilon = 10^{-6}$ and

$$\mathcal{B}_{.6}(t) = \frac{1}{2} \left(.84 - \cos\left(\frac{2\pi t}{.6}\right) + .16 \cos\left(\frac{4\pi t}{.6}\right) \right) \quad (48)$$

is a Blackman window of length 0.6. Note that $\epsilon > 0$ ensures that $\vartheta(t)$ remains bounded for $t = 0$ and $t = 5$. The control cost $\vartheta(t)$ given in Eq. (47) is high at the beginning and end, and constant throughout the majority of the control time interval. This is used to ensure that the input starts at zero and ends at zero, this helps to make the control input a smooth function to implement on real hardware.

Finally, to initialize our iterative solver, we use the same initial guess for the control function $u_0(t)$ used in [11], i.e.

$$u_0(t) = \begin{cases} 0.2 \mathcal{B}_{.6}(t) & \forall t \in [0, 0.3], \\ 0.2 & \forall t \in (0.3, 4.7), \\ 0.2 \mathcal{B}_{.6}(5-t) & \forall t \in [4.7, 5]. \end{cases} \quad (49)$$

Now that all parameters are specified we solve the control problem in Eq. (46) using the PRONTO method detailed in Algorithm 1. Figure 2 illustrates the behavior of

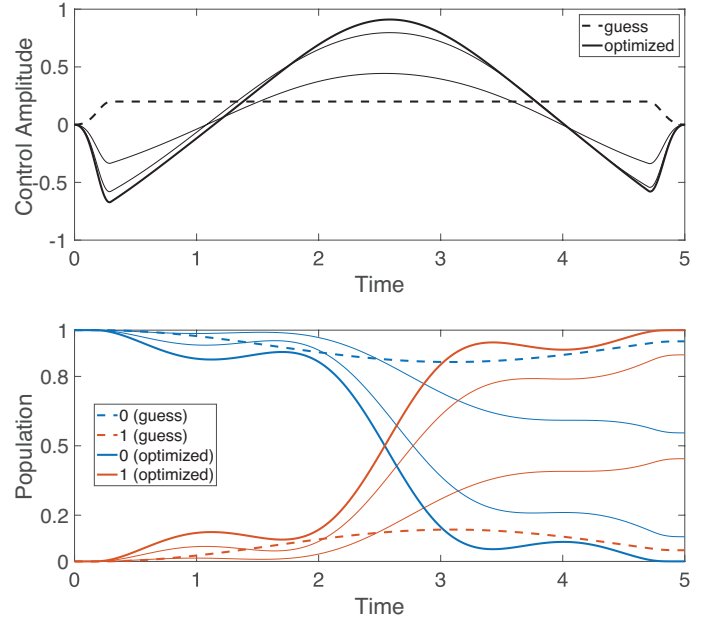


FIG. 2. **Top:** The initial guess of the optimal control, $u_0(t)$, is denoted by the dashed lines. The optimized control input $u^*(t)$ is denoted by the solid line, while the intermediate control input iterations, $u_k(t)$, generated by PRONTO are shown using semi-transparent lines. **Bottom:** The populations $P_0(t) = |\langle \psi(t) | 0 \rangle|^2$ and $P_1(t) = |\langle \psi(t) | 1 \rangle|^2$ under the control input generated by PRONTO. As before the solid lines are the optimized dynamics, dashed lines correspond to the initial guess, and semi-transparent lines are the intermediate iterations.

the control input (top panel) and the population dynamics (bottom panel). In the top panel it is evident that the control amplitude does not contain any discontinuities or unbounded energy (as the amplitude is $|u(t)| \leq 1$ for all times). Both the control amplitude and the population dynamics are qualitatively similar to those given in Figure 1 of Reference [11].

Figure 3 (Top) illustrates the value of the exit condition $Dg(u_k) \cdot \nu_k \leq \text{tol}$ at each iteration. Clearly, the method converges after just 3 iterations.

In Figure 3 (Bottom) we compare PRONTO to the Krotov method [11] by plotting the value of the Hilbert-Schmidt distance $1 - |\langle \psi(T) | 1 \rangle|^2$ obtained by each method at each iteration. Although the two methods converge to similar results, the convergence rate is quadratic in the case of PRONTO and linear in the case of Krotov. This is not surprising since the former is a Newton method, whereas the latter is a gradient descent method. Nevertheless, it should be noted that 1) PRONTO iterations are more computationally intensive than Krotov, and 2) the computational complexity of the two methods may scale differently.

Although additional and preferably independent studies, like those in Ref. [20], are required to formally compare PRONTO to existing methods such as Krotov [5],

³ Unfortunately, the optimal control problem featured in [11] is different from Eq. (46). The Krotov method penalizes the control update, i.e. $\int (u_k(t) - u_{k-1}(t))^2 dt$, to achieve convergence, whereas the Bolza-type cost functional (14) penalizes the control effort, i.e. $\int u(t)^2 dt$, as in [17, 18]. See [19, Chap. 1] for further discussion on Bolza-type optimal control formulations.

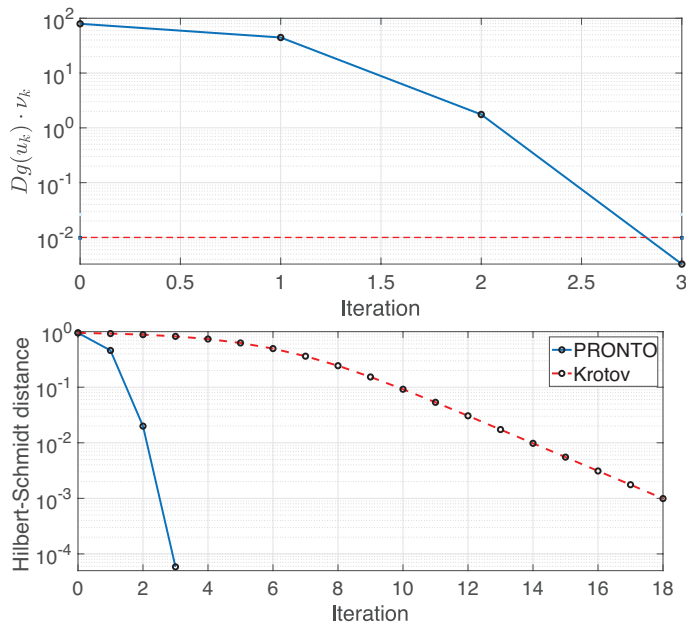


FIG. 3. (Top) Value of the exit condition $Dg(u_k) \cdot \nu_k$ at each iteration of PRONTO. The red dashed line is the exit condition $\text{tol} = 10^{-2}$. (Bottom) Value of the Hilbert-Schmidt distance $1 - |\langle \psi(T) | 1 \rangle|^2$ at each iteration of PRONTO and of the Krotov method. This highlights the quadratic convergence of the PRONTO method vs the linear convergence of the Krotov method. It is important to stress this does not mean PRONTO is a more numerically efficient method.

GRAPE [21], DRAG [22], and CRAB [23], we believe that PRONTO has the potential to position itself as another valuable tool in the quantum optimal control arsenal.

VI. CONCLUSIONS

This paper specialized the Projection Operator-based Newton method for Trajectory Optimization (PRONTO) to quantum control problems. The method is guaranteed to be monotonically convergent at all times and features a quadratic convergence rate in proximity of local minima.

There are many directions for future work. The original PRONTO method [8, 9] included a “regulator” that is not featured in the quantum extension presented here. Thus, an important technical extension of the quantum PRONTO is to design a quantum-specific regulator to be used in the projection operator. This will likely enable faster convergence for higher-dimensional quantum systems. Additional extensions include the design of unitary gates, control of open quantum systems, and in-depth comparisons with existing optimization methods. Eventually, we plan to release an open source toolkit/package for quantum control using PRONTO.

VII. ACKNOWLEDGEMENTS

The authors would like to thank Liang-Ying Chih and Murray Holland for the helpful discussions. The work by Jieqiu Shao and Marco M. Nicotra is supported by the NSF QII-TAQS award number 1936303.

-
- [1] C. Brif, R. Chakrabarti, and H. Rabitz, Control of quantum phenomena: past, present and future, *New J. of Phys.* **12**, 075008 (2010).
 - [2] D. Dong and I. Petersen, Quantum control theory and applications: a survey, *EIT Control Theory Appl.* **4**, 2651 (2010).
 - [3] C. Altafini and F. Ticozzi, Modeling and control of quantum systems: An introduction, *IEEE Trans. Autom. Control* **57**, 1898 (2012).
 - [4] N. Khaneja, T. Reiss, C. Kehlet, T. Schulte-Herbrüggen, and S. J. Glaser, Optimal control of coupled spin dynamics: design of NMR pulse sequences by gradient ascent algorithms, *J. Magnet. Res.* **172**, 296 (2005).
 - [5] S. E. Sklarz and D. J. Tannor, Loading a Bose-Einstein condensate onto an optical lattice: an application of optimal control theory to the nonlinear Schrödinger equation, *Phys. Rev. A* **66**, 053619 (2002).
 - [6] D. M. Reich, M. Ndong, and C. P. Koch, Monotonically convergent optimization in quantum control using Krotov’s method, *J. Chem. Phys.* **136**, 104103 (2012).
 - [7] F. Wilhelm, S. Kirchhoff, S. Machnes, N. Wittler, and D. Sugny, An introduction into optimal control for quantum technologies, *arXiv: Quantum Physics* (2020).
 - [8] J. Hauser, A projection operator approach to the optimization of trajectory functionals, *IFAC Proc. Vol.* **35**, 377 (2002).
 - [9] J. Hauser, On the computation of optimal state transfers with application to the control of quantum spin systems, *Proc. of ACC* **3**, 2169 (2003).
 - [10] R. Eitan, M. Mundt, and D. J. Tannor, Optimal control with accelerated convergence: combining the Krotov and quasi-Newton methods, *Phys. Rev. A* **83**, 053426 (2011).
 - [11] M. H. Goerz, D. Basilewitsch, F. Gago-Encinas, M. G. Krauss, K. P. Horn, D. M. Reich, and C. P. Koch, Krotov: A Python implementation of Krotov’s method for quantum optimal control, *SciPost Phys.* **7**, 80 (2019).
 - [12] J. P. Palao, R. Kosloff, and C. P. Koch, Protecting coherence in optimal control theory: state-dependent constraint approach, *Phys. Rev. A* **77**, 063412 (2008).
 - [13] B. D. O. Anderson and J. B. Moore, *Optimal Control: Linear Quadratic Methods*, Dover Books on Engineering (2007).
 - [14] J. Nocedal and S. J. Wright, *Numerical optimization*, Springer (2006).
 - [15] V. Krotov, *Global Methods in Optimal Control Theory*, CRC Press (1995).
 - [16] H. A. Rabitz, M. M. Hsiem, and C. M. Rosenthal, Quantum optimally controlled transition landscapes, *Science* **303**, 1998 (2008).

- [17] D. D'Alessandro and M. Dahleh, Optimal control of two-level quantum systems, *IEEE Trans. Autom. Control* **46**, 866 (2001).
- [18] S. Grivopoulos and B. Bamieh, Optimal population transfers in a quantum system for large transfer time, *IEEE Trans. Autom. Control* **53**, 980 (2008).
- [19] L. Cesari, Problems of optimization—a general view, in *Optimization—Theory and Applications: Problems with Ordinary Differential Equations* (Springer New York, New York, NY, 1983) pp. 1–23.
- [20] S. Machnes, U. Sander, S. J. Glaser, P. de Fouquières, A. Gruslys, S. Schirmer, and T. Schulte-Herbrüggen, Comparing, optimizing, and benchmarking quantum-control algorithms in a unifying programming framework, *Phys. Rev. A* **84**, 022305 (2011).
- [21] N. Khaneja, R. Brockett, and S. J. Glaser, Time optimal control in spin systems, *Phys. Rev. A* **63**, 032308 (2001).
- [22] F. Motzoi, J. M. Gambetta, P. Rebentrost, and F. K. Wilhelm, Simple pulses for elimination of leakage in weakly nonlinear qubits, *Phys. Rev. Lett.* **103**, 110501 (2009).
- [23] P. Doria, T. Calarco, and S. Montangero, Optimal control technique for many-body quantum dynamics, *Phys. Rev. Lett.* **106**, 190501 (2011).

Appendix A: Fréchet Derivatives

This appendix shows how to obtain the LQR problem (34) by formally computing the first and second Fréchet derivatives featured in (33).

First Derivatives

Using the chain rule, we obtain

$$Dg(u_k) \cdot \nu = Dh(\mathcal{P}(u_k)) \cdot D\mathcal{P}(u_k) \cdot \nu. \quad (\text{A1})$$

Following from the definition of the projection operator (31), we have $\mathcal{P}(u_k) = \xi_k$. Moreover, its local derivative $\zeta(t) = (z(t), v(t))$ satisfies

$$D\mathcal{P}(u_k) \cdot \nu = \zeta : \begin{cases} \dot{z} = A_k(t)z + B_k(t)v, & z(0) = 0 \\ v = \nu, \end{cases}$$

with $A_k(t)$ and $B_k(t)$ defined in (38). Thus, the first derivative can be rewritten as

$$Dg(u_k) \cdot \nu = Dh(\xi_k) \cdot \zeta. \quad (\text{A2})$$

It then follows from (29) that

$$Dh(\xi_k) \cdot \zeta = \pi_k^T z(T) + \int_0^T q_k^T(\tau) z(\tau) + r_k^T(\tau) \nu(\tau) d\tau,$$

with

$$\begin{aligned} q_k(t) &= \nabla_x l(x_k(t), u_k(t)), \\ r_k(t) &= \nabla_u l(x_k(t), u_k(t)), \\ \pi_k &= \nabla_x m(x_k(T)), \end{aligned} \quad (\text{A3})$$

which translate into (35) once all the partial derivatives are evaluated.

Second Derivatives

By applying the chain rule to (A1), we obtain

$$D^2g(u_k) \cdot (\nu, \nu) = D^2h(\mathcal{P}(u_k)) \cdot (D\mathcal{P}(u_k) \cdot \nu, D\mathcal{P}(u_k) \cdot \nu) + Dh(\mathcal{P}(u_k)) \cdot D^2\mathcal{P}(u_k) \cdot (\nu, \nu).$$

Substituting $\mathcal{P}(u_k) = \xi_k$ and $D\mathcal{P}(u_k) \cdot \nu = \zeta$ then implies

$$D^2g(u_k) \cdot (\nu, \nu) = D^2h(\xi_k) \cdot (\zeta, \zeta) + \dots + Dh(\xi_k) \cdot D^2\mathcal{P}(u_k) \cdot (\nu, \nu). \quad (\text{A4})$$

It then follows from (29) that the first term satisfies

$$D^2h(\xi_k) \cdot (\zeta, \zeta) = z(T)^T \Pi_k z(T) + \dots + \int_0^T \begin{bmatrix} z(\tau) \\ \nu(\tau) \end{bmatrix}^T \begin{bmatrix} Q_k(\tau) & S_k(\tau) \\ S_k^T(\tau) & R_k(\tau) \end{bmatrix} \begin{bmatrix} z(\tau) \\ \nu(\tau) \end{bmatrix} d\tau,$$

with

$$\begin{aligned} Q_k(t) &= \nabla_{xx}^2 l(x_k(t), u_k(t)) \\ S_k(t) &= \nabla_{xu}^2 l(x_k(t), u_k(t)) \\ R_k(t) &= \nabla_{uu}^2 l(x_k(t), u_k(t)) \\ \Pi_k &= \nabla_{xx}^2 m(x_k(T)), \end{aligned} \quad (\text{A5})$$

which yield (39) when evaluated.

As for the second term, we note that the second derivative of the projection operator (31) yields

$$D^2\mathcal{P}(u_k) \cdot (\nu, \nu) = \begin{cases} \dot{y} = A_k(t)y + B_k(t)w + \phi_k(t) \\ w = 0, \end{cases}$$

with $y(0) = 0$ and

$$\phi_k(t) = \sum_{i=1}^m \nu_i(t) \mathcal{H}_i(t) z(t) + \sum_{i,j=1}^m \nu_i(t) \nu_j(t) \mathcal{H}_{ij}(t) x_k(t).$$

Given the state transition matrix $\Phi(t, \tau)$ satisfying

$$\frac{\partial}{\partial t} \Phi(t, \tau) = A(t) \Phi(t, \tau), \quad (\text{A6})$$

we can write

$$y(t) = \int_0^t \Phi(t, s) \phi_k(s) ds. \quad (\text{A7})$$

Thus, we have

$$\begin{aligned} Dh(\xi_k) \cdot D^2\mathcal{P}(u_k) \cdot (\nu, \nu) &= \pi_k^T y(T) + \int_0^T q_k^T(\tau) y(\tau) d\tau \\ &= \pi_k^T y(T) + \int_0^T q_k^T(\tau) \int_0^\tau \Phi(\tau, s) \phi_k(s) ds d\tau \\ &= \pi_k^T y(T) + \int_0^T \int_s^T q_k^T(\tau) \Phi(\tau, s) d\tau \phi_k(s) ds \\ &= \int_0^T \left(\pi_k^T \Phi(T, s) + \int_s^T q_k^T(\tau) \Phi(\tau, s) d\tau \right) \phi_k(s) ds \end{aligned}$$

Given

$$\chi_k(s) = \Phi(T, s)^T \pi_k + \int_s^T \Phi(\tau, s)^T q_k(\tau) d\tau, \quad (\text{A8})$$

it follows from the properties of state transition matrices that $\chi : [0, T] \rightarrow \mathbb{R}^{2n}$ can be obtained by solving the differential equation (37). Thus, we obtain

$$Dh(\xi_k) \cdot D^2 \mathcal{P}(u_k) \cdot (\nu, \nu) = \int_0^T \chi_k^T(s) \phi_k(s) ds,$$

where it is possible to show that

$$\chi_k^T(s) \phi_k(s) = \begin{bmatrix} z(s) \\ \nu(s) \end{bmatrix}^T \begin{bmatrix} 0 & \tilde{S}_k(s) \\ \tilde{S}_k^T(s) & \tilde{R}_k(s) \end{bmatrix} \begin{bmatrix} z(s) \\ \nu(s) \end{bmatrix}$$

with $\tilde{R}_k(\cdot)$ and $\tilde{S}_k(\cdot)$ the same as in (36).

Appendix B: Linear-Quadratic

Optimal Control Problem

The optimal control problem (34) is a special class of trajectory optimization problems for which it is possible to compute an explicit solution [13]. To do so, we first solve the backwards in time Differential Riccati Equation

$$\begin{cases} -\dot{P} = A_k^T P + P A_k - K_o^T R_k K_o + Q_k, & P(T) = \Pi_k, \\ -\dot{p} = (A_k - B_k K_o)^T p - K_o^T r_k + q_k, & p(T) = \pi_k, \\ K_o = R_k^{-1} (B_k^T P + S_k^T), \\ v_o = R_k^{-1} (B_k^T p + r_k). \end{cases} \quad (\text{B1})$$

Having solved for $K_o(t)$ and $v_o(t)$, it is then possible to obtain $\nu_k(t)$ by solving

$$\begin{cases} \dot{\eta}_k = q_k^T z_k + r_k^T \nu_k, & \eta(0) = 0, \\ \dot{z}_k = A_k z_k + B_k \nu_k, & z(0) = 0, \\ \nu_k = -v_o - K_o z_k, \end{cases} \quad (\text{B2})$$

where $z_k \in \mathcal{X}$ is a local approximation of the state update and the running cost $\eta_k : [0, T] \rightarrow \mathbb{R}_{\geq 0}$ is used to compute

$$Dg(u_k) \cdot \nu_k = \pi_k^T z_k(T) + \eta_k(T), \quad (\text{B3})$$

which is needed to a) determine the step size γ_k via the Armijo rule (41), and b) verify the exit condition for the iterative solver $\|Dg(u_k) \cdot \nu_k\| \leq \text{tol}$.