

# Distribution-Free Model for Community Detection

Huan Qing\*

School of Mathematics

China University of Mining and Technology

Xuzhou, 221116, Jiangsu Province, China

Email Address: qinghuan@cumt.edu.cn; qinghuan07131995@163.com

Keywords: *Community detection, weighted networks, spectral clustering, social network analysis*

Community detection for unweighted networks has been widely studied in network analysis, but the case of weighted networks remains a challenge. This paper proposes a Distribution-Free Model (DFM) for weighted networks in which nodes are partitioned into different communities. DFM is a general, interpretable, and identifiable model for both un-weighted networks and weighted networks. DFM can be seen as a generalization of the famous stochastic blockmodels from unweighted networks to weighted networks. DFM does not require prior knowledge of a specific distribution for elements of the adjacency matrix but only the expected value. The distribution-free property of DFM allows the adjacency matrix to have negative elements and signed networks with latent community structure can also be modeled by DFM. We develop an efficient spectral algorithm to fit DFM. By introducing a noise matrix, we build a theoretic framework on perturbation analysis to show that the proposed algorithm stably yields consistent community detection under DFM. Numerical experiments on both synthetic networks and two social networks from the literature are used to illustrate the algorithm.

## 1 Introduction

For decades, network analysis appears in various of applications in areas such as social science, biological science, physics, compute science and statistics [1, 2, 3, 4, 5, 6, 7, 8, 9, 10, 11, 12]. Overviews of network science and statistical modeling can be found in, for example, [3, 13].

Community detection is a popular tool to extract latent structural information of a network in which nodes are partitioned into different communities. The Stochastic Blockmodel (SBM) [14] is a classical and widely used model to model unweighted networks. Based on SBM, various meaningful models are developed, for example, the Degree-Corrected Stochastic Blockmodels (DCSBM)[15] extends SBM by introducing degree heterogeneity to model real-world networks in which nodes have variation degrees; the Mixed Membership Stochastic Blockmodel (MMSB) [16] models networks in which nodes may belong to multiple communities based on SBM; [17]’s DCMM and [18]’s OCCAM extends MMSB by considering degree heterogeneity; the ScBM and DCSBM proposed in [19] extend SBM and DCSBM to model directed networks in which edges have directional property. Recent years, based on these models, substantial works related with applications, algorithms and theoretical framework have been developed, for example, [20, 21, 22, 23, 24, 25, 26, 27, 28, 29, 30, 31, 32, 33], and the references therein. An overview of recent developments on SBM can be found in [34].

However, a significant limitation of SBM is that it can not model weighted networks. Edge weights are meaningful in networks, and can improve community detection [35, 36]. To overcome this limitation, in recent years, some Weighted Stochastic Blockmodels (WSBM) are developed [37, 38, 39, 40, 41, 42]. However, these weighted models always limit the connectivity matrix (defined in Equation (3)) to having nonnegative elements or just a few elements compared to the number of communities, another limitation of these weighted models is some of them require the edge weights to follow certain distributions. Though the two-way blockmodels proposed in [10] can model weighted networks in which edge weights can be negative, it limits the adjacency matrix’s elements to following Normal distribution. In general, the above WSBMs can not model weighted networks whose edge weights follow Normal distribution because of their nonnegative requirement on elements of the connectivity matrix. To overcome the shortcomings of these weighted models, this paper proposes the Distribution-Free Model which can model weighted or unweighted networks. The detailed comparisons of SBM and these WSBMs with our model can be found in Section 2.

The key methodological contributions in this article are as follows:

- (i) we provide a general, interpretable, and identifiable model Distribution-Free Model (DFM for short) to model weighted or unweighted networks. DFM has no prior distribution limitation on the distribu-

tions of the adjacency matrix's elements but only an expected value closely related to latent structural information for community detection. DFM allows the connectivity matrix to have negative entries, and this guarantees the generality of DFM such that it can even model a network with an adjacency matrix having negative elements. In particular, signed networks with latent community structure can be generated from DFM by choosing a carefully designed discrete distribution and the popular SBM is a sub-model of DFM.

(ii) we design an efficient spectral algorithm called Distribution-Free Algorithm (DFA for short) to fit DFM. Given the population adjacency matrix, DFA exactly returns community labels for all nodes, and this supports the identifiability of DFM in turn.

(iii) we analyze the theoretical consistency of DFA under DFM by considering network sparsity. In our theoretical study, by introducing a noise matrix, the observed adjacency matrix is allowed to differ from the adjacency matrix since there may exist some measurement error when recording the adjacency matrix's elements and these elements may be any finite real numbers. Theoretical results show that DFA enjoys stable and consistent estimation when the noise has a small variance, and this result is also supported by our numerical experiments on both simulated networks and two real-world social networks. Theoretical results when the adjacency matrix's elements follow a specific distribution can be obtained immediately from our main results. Since DFM is a straightforward extension of SBM, the adjacency matrix's expectation matrix has a block structure like SBM under DFM, and this is the reason that the spectral method can be applied to fit DFM. Contributions in this article provide a start to study both weighted and un-weighted networks without the constraint on distributions using the spectral method.

**Notations.** We take the following general notations in this paper. For any positive integer  $m$ , let  $[m] := \{1, 2, \dots, m\}$ . For a vector  $x$ ,  $\|x\|_q$  denotes its  $l_q$ -norm.  $M'$  is the transpose of the matrix  $M$ , and  $\|M\|$  denotes the spectral norm,  $\|M\|_F$  denotes the Frobenius norm, and  $\|M\|_0$  denotes the  $l_0$  norm by counting the number of nonzero entries in  $M$ . Let  $\sigma_k(M)$  and  $\lambda_k(M)$  be the  $k$ -th largest singular value and its corresponding eigenvalue of matrix  $M$  ordered by the magnitude.  $M(i, :)$  and  $M(:, j)$  denote the  $i$ -th row and the  $j$ -th column of matrix  $M$ , respectively.  $M(S, :)$  denotes the rows in the index sets  $S$  of matrix  $M$ , respectively.  $\text{rank}(M)$  denotes the rank of matrix  $M$ .  $\mathbb{R}$  is the set of real numbers and  $\mathbb{R}_+$  is the set of nonnegative real numbers.

## 2 The Distribution-Free Model

Consider a undirected weighted network  $\mathcal{N} = (V, E)$ , where  $V = \{1, 2, \dots, n\}$  is the set of nodes, and  $E$  is the set of edges. Let  $A \in \mathbb{R}^{n \times n}$  be the symmetric adjacency matrix of  $\mathcal{N}$  such that  $A(i, j)$  denotes the weight between node  $i$  and node  $j$  for  $i, j \in [n]$ , and  $A$  is called adjacency matrix in this paper. It should be emphasized that  $A(i, j)$  can be 0, 1, or some other finite real value in this paper. We assume

$$\text{Network } \mathcal{N} \text{ consists of } K \text{ perceivable nonoverlapping communities } \mathcal{C}_1, \mathcal{C}_2, \dots, \mathcal{C}_K. \quad (1)$$

Let  $\ell$  be an  $n \times 1$  vector such that  $\ell(i) = k$  if node  $i$  belongs to community  $k$  for  $i \in [n], k \in [K]$ . Let  $Z \in \{0, 1\}^{n \times K}$  be the membership matrix of nodes such that

$$\text{rank}(Z) = K, \text{ and } Z(i, \ell(i)) = 1, \|Z(i, :)\|_1 = 1 \quad \text{for } i \in [n]. \quad (2)$$

In Equation (2),  $\text{rank}(Z) = K$  means that the set  $\{i \in [n] : \ell(i) = k\}$  for any  $k \in [K]$  is not the null set  $\emptyset$ , and  $Z(i, \ell(i)) = 1, \|Z(i, :)\|_1 = 1$  mean that node  $i$  only belongs to one of the  $K$  communities for  $i \in [n]$ .

Let  $n_k = \sum_{i \in [n]} Z(i, k)$  be the number of nodes belonging to community  $k$  for  $k \in [K]$ . Set  $n_{\max} = \max_{k \in [K]} n_k, n_{\min} = \min_{k \in [K]} n_k$ . For  $k \in [K]$ , let  $\mathcal{I}^{(k)} = \{i \in [n] : Z(i, k) = 1\}$  be the set of nodes belonging to community  $k$ . For  $k \in [K]$ , select one node from  $\mathcal{I}^{(k)}$  to construct the index set  $\mathcal{I}$ , i.e.,  $\mathcal{I}$  is the indices of nodes corresponding to  $K$  nodes, one from each community. W.L.O.G., let  $Z(\mathcal{I}, :) = I_K$ . Let  $P \in \mathbb{R}^{K \times K}$  be a matrix (call  $P$  connectivity matrix in this paper) satisfying

$$P = P', 1 \leq K_0 := \text{rank}(P) \leq K, \text{ and } \max_{k, l \in [K]} |P(k, l)| = 1. \quad (3)$$

We'd emphasize that  $P$  may have negative elements. Meanwhile, unless specified, throughout this article,  $K_0$  and  $K$  are assumed to be known integers. W.L.O.G., let  $n_{K_0}$  be the  $K_0$ -th largest number among  $\{n_1, n_2, \dots, n_K\}$ . For such definition, we have  $\sigma_{K_0}(Z) = \sqrt{n_{K_0}}$ . Since  $\text{rank}(P) = K_0$ ,  $P$  has  $K_0$  nonzero eigenvalues. The smallest nonzero singular value  $\sigma_{K_0}(P)$  (call it separation parameter in this paper) measures the separation between communities, and we will let it into the theoretical error bound of algorithm fitting our model for further analysis.

Let  $\rho$  be a positive value. Since we will let  $\rho$  control the sparsity of  $\mathcal{N}$ , we call  $\rho$  sparsity parameter in this paper. Note that  $\rho$  can be larger than 1 in this paper since  $P$  may contain negative elements and  $P$  may not be the probability matrix considered in most community detection literature, to name a few, [14, 15, 20, 22, 21, 24]. Note that the sparsity parameter  $\rho$  controls network sparsity only when all elements of the adjacency matrix are nonnegative (or non-positive), and  $\rho$  does not control network sparsity when  $A$  has both negative and positive elements, see Examples 1-6 for detail.

For arbitrary distribution  $\mathcal{F}$ , and all pairs of  $(i, j)$  with  $i, j \in [n]$ , our model assumes that  $A(i, j)$  are independent random variables generated according to  $\mathcal{F}$  satisfying

$$\mathbb{E}[A(i, j)] = \Omega(i, j), \text{ where } \Omega := \rho Z P Z'. \quad (4)$$

Equation (4) means that we only assume all elements of  $A$  are independent random variables and  $\mathbb{E}[A] = \rho Z P Z'$  without any prior knowledge on specific distribution of  $A(i, j)$  for  $i, j \in [n]$  since the distribution  $\mathcal{F}$  can be arbitrary. Call  $\Omega$  population adjacency matrix in this paper. Now, we are ready to present our model.

**Definition 1.** Call model (1)-(4) the *Distribution-Free Model (DFM)*, and denote it by  $DFM_n(K, P, Z, \rho, \mathcal{F})$ .

In the naming of our model DFM, the term ‘‘Distribution-Free’’ comes from the fact that  $\mathcal{F}$  can be arbitrary distribution as long as  $A(i, j)$  is a random variable generated from  $\mathcal{F}$  with expectation  $\Omega(i, j)$ . Due to the arbitrariness of  $\mathcal{F}$ , examples of some classical distributions such as Bernoulli, Normal, Binomial, Poisson, and Exponential are discussed in Examples 1-5.

The next proposition guarantees the identifiability of DFM, suggesting that DFM is well-defined.

**Proposition 1.** (*Identifiability of DFM*). *DFM is identifiable: For eligible  $(P, Z)$  and  $(\tilde{P}, \tilde{Z})$ , if  $\rho Z P Z' = \rho \tilde{Z} \tilde{P} \tilde{Z}'$ , then  $Z = \tilde{Z}$  and  $P = \tilde{P}$ .*

Since the arbitrariness of  $\mathcal{F}$  allows  $P$  to have negative elements in Equation (3),  $\Omega$  may have negative elements, and this suggests the generality of DFM, especially when we compare our DFM with some previous models for un-weighted or weighted networks. The details of the comparisons are given below.

- Compared with the classical Stochastic Blockmodels (SBM) of [14], as emphasized in Equations (3) and (4),  $P$  can have negative elements and there is no constraint on the distribution of  $A(i, j)$  for all nodes under DFM, while  $P$  must have nonnegative entries and  $A(i, j) \sim \text{Bernoulli}(\Omega(i, j))$  under SBM, which suggests that DFM is more applicable than SBM since DFM can capture the latent structure of more general network  $\mathcal{N}$  than SBM. Sure, when  $P$  is nonnegative and  $\mathcal{F}$  is Bernoulli, our DFM reduces to SBM. Meanwhile, both DFM and SBM are identifiable for the case  $K_0 \leq K$ , which means that  $\mathcal{N}$  can be generated from DFM even when  $P$  is not full rank, and such property will also be considered in the theoretical study in this article. Furthermore, the adjacency matrix's expectation matrix  $\Omega$  under both SBM and DFM enjoys a block structure as shown in Equation (4). We benefit a lot from such block structure by designing a spectral method to fit DFM because  $\Omega$  has a low dimensional structure.
- Compared with the 1st Weighted Stochastic Blockmodels (WSBM) [37], WSBM requires elements of  $A$  to be drawn from exponential family distribution while  $\mathcal{F}$  can be arbitrary distribution as long as Equation (4) holds under our DFM.
- Compared with the 2nd WSBM proposed in [42], this WSBM requires that  $Z$  follows from a multinomial distribution and all entries of  $A$  are independent random variables from Gamma distribution, and all entries of  $P$  are nonnegative. For comparison, under our DFM,  $A$ 's elements can be

random variables from any distribution as long as Equation (4) holds,  $P$  can have negative elements, and there is no distribution constraint on  $Z$  as long as Equation (2) holds for the identifiability of DFM.

- Compared with the 3rd WSBM considered in [39], though this WSBM does not assume a specific distribution of  $A$ 's elements, it limits  $P$  to having two positive distinct entries and  $A$ 's elements belonging to  $[0, 1]$ . For comparison, our DFM allows  $P$  to have negative elements, and our DFM also allows  $A$ 's elements to be negative.
- Compared with the 4th WSBM proposed in [40], though this WSBM also has no constraint on distribution  $\mathcal{F}$ , it requires that all entries of  $P$  should be nonnegative and  $\mathcal{F}$  is a distribution on the non-negative real line while our DFM allows  $\mathcal{F}$  to be a distribution on the real line and  $P$  to have negative elements.
- Compared with the 5th WSBM (also known as a homogeneous weighted stochastic block model, we call it hWSBM for short) proposed in [38], though edges can also be generated from arbitrary distributions, hWSBM only models the case that  $P$  has two different positive elements, which is the main limitation of hWSBM compared with our DFM. Meanwhile, another hWSBM proposed in [41] also limits  $P$  to having two different positive entries.

In the above comparisons, we emphasize the significance of the fact that our DFM allows  $P$  to have negative elements while these WSBMs limit  $P$  to having nonnegative entries since the mean of Normal distribution can be negative suggested by the multi-way blockmodels of [10] which allows all elements of the adjacency matrix to follow Normal distribution. Therefore, the above weighted models can not model the weighted network in which  $A$ 's elements follow a Normal distribution with a negative mean due to their nonnegative elements requirement of  $P$ . For comparison, our DFM can model such weighted networks, and this guarantees the generality of our DFM compared with these WSBMs.

### 3 Method: DFA

After introducing the model DFM, now we aim at designing an algorithm to fit DFM and building a theoretical guarantee of consistent estimation for this algorithm. Designing algorithms by using the idea of likelihood maximization of [14, 15, 27] or pseudo-log-likelihood of [43] to fit DFM is inappropriate since expectation-maximization requires prior knowledge of a specific distribution of  $A$ 's elements while our DFM is distribution-free. Instead, designing an algorithm based on the idea of spectral clustering is a good choice to fit DFM without losing DFM's distribution-free property. In this paper, one simple spectral clustering algorithm is proposed to fit our DFM, and we introduce our algorithm from the oracle case given  $\Omega$  to the real case given  $A$ . Since  $\text{rank}(Z) = K$ ,  $\text{rank}(P) = K_0$ , and  $K_0 \leq K \ll n$ , we have  $\text{rank}(\Omega) = K_0$  by basic algebra, i.e.,  $\Omega$  has a low-dimensional structure with  $K_0$  nonzero eigenvalue values. Let  $\Omega = U\Lambda U'$  be the compact eigenvalue decomposition of  $\Omega$ , where  $U \in \mathbb{R}^{n \times K_0}$ ,  $\Lambda \in \mathbb{R}^{K_0 \times K_0}$ , and  $U'U = I_{K_0}$  where  $I_{K_0}$  is a  $K_0 \times K_0$  identity matrix. The below lemma presents our innovation on designing an efficient approach to fit DFM from the oracle case.

**Lemma 1.** *Under  $DFM_n(K, P, Z, \rho, \mathcal{F})$ , we have  $U = ZB$  where  $B = U(\mathcal{I}, :)$ .*

Since  $U = ZU(\mathcal{I}, :)$  by Lemma 1, we have  $U(i, :) = U(j, :)$  if  $\ell(i) = \ell(j)$  for  $i, j \in [n]$ , i.e.,  $U$  has  $K$  distinct rows and applying k-means algorithm on all rows of  $U$  assuming there are  $K$  communities exactly returns nodes memberships up to a label permutation. Meanwhile, since k-means puts  $i, j$  into the same community if  $U(i, :) = U(j, :)$ , without confusion, we still say that applying the k-means algorithm on  $U$  with  $K$  clusters exactly recovers  $\ell$ .

We are now ready to give an ideal algorithm which we call Ideal DFA. Input:  $\Omega, K_0$  and  $K$ . Output:  $\ell$ .

- Let  $\Omega = U\Lambda U'$  be the top- $K_0$  eigendecomposition of  $\Omega$  such that  $U \in \mathbb{R}^{n \times K_0}$ ,  $\Lambda \in \mathbb{R}^{K_0 \times K_0}$ ,  $U'U = I_{K_0}$ .

- Apply k-means algorithm on  $U$  with  $K$  communities, i.e., find a solution to the following problem

$$M^* = \operatorname{argmin}_{M \in \mathcal{M}_{n, K_0, K}} \|M - U\|_F^2,$$

where  $\mathcal{M}_{n, K_0, K}$  is the set of  $n \times K_0$  matrices with only  $K$  different rows.

- Use  $M^*$  to obtain the labels vector  $\ell$ , i.e., if  $M^*(i, :) = M^*(j, :)$ , then nodes  $i$  and  $j$  are in the same community for  $i, j \in [n]$ .

For convenience, call the last two steps ‘‘Apply k-means on all rows of  $U$  with  $K$  communities to obtain  $\ell$ ’’. By Lemma 1, Ideal DFA exactly returns  $\ell$ , and this supports the identifiability of DFM in turn. To extend the ideal case to the real case, we introduce some notations for further study.

Let  $W$  be an  $n \times n$  symmetric random matrix such that all elements of  $W$  are independent random variables satisfying

$$\mathbb{E}[W] = 0_{n \times n} \text{ and } \sigma_W^2 = \max_{i, j \in [n]} \operatorname{Var}(W(i, j)) \text{ is finite,} \quad (5)$$

where  $0_{n \times n}$  denotes the  $n \times n$  matrix with all elements being zeros,  $\operatorname{Var}(W(i, j))$  denotes the variance of  $W(i, j)$ , and we let  $\sigma_W^2$  be the maximum variance of  $W$ ’s entries without causing confusion with the singular value notation. Note that there is no distribution constraint of  $W$ ’s elements. Call the  $W$  noise matrix in this paper.

Since  $A(i, j)$  can be any finite real numbers for  $i, j \in [n]$  under DFM, we let  $\hat{A} = A + W$  and call  $\hat{A}$  the observed adjacency matrix. We introduce the noise matrix  $W$  mainly for the fact that some entries of  $A$  may be slightly perturbed by noise. Since  $A$ ’s elements are finite real numbers, such noise may occur from measurement error when recording the elements of  $A$ . Sure, if  $W = 0_{n \times n}$  which suggests that there is no noise when recording  $A$ , the observed adjacency matrix  $\hat{A}$  equals to the adjacency matrix  $A$ . Instead, we assume that there exists some noise such that  $W$  may not be a zero matrix, and how the noise matrix  $W$  influences the theoretical and numerical studies of the method proposed to fit our model will be studied in this article.

The community labels  $\ell$  are unknown, and we aim at using  $(\hat{A}, K)$  to predict them when  $A$  is generated from DFM and  $W$  is generated satisfying Equation (5). Let  $\tilde{A} = \hat{U} \hat{\Lambda} \hat{U}'$  be the top- $K_0$ -dimensional eigendecomposition of the observed adjacency  $\hat{A}$  such that  $\hat{U} \in \mathbb{R}^{n \times K_0}$ ,  $\hat{\Lambda} \in \mathbb{R}^{K_0 \times K_0}$ ,  $\hat{U}' \hat{U} = I_{K_0}$ , and  $\hat{\Lambda}$  contains the top  $K_0$  eigenvalues of  $\hat{A}$ . Algorithm 1 called DFA is a natural extension of the Ideal DFA to the real case. We use DFA to name this algorithm to emphasize its distribution-free property since it is designed to fit our DFM. When  $P$  is full rank such that  $K_0 = K$  under DFM and the noise matrix  $W$  is a zero matrix such that the observed adjacency matrix  $\hat{A}$  equals to the adjacency matrix  $A$ , DFA is the oPCA algorithm mentioned in [22], and the Algorithm 1 of [21] using k-means to replace their  $(1 + \epsilon)$  approximate k-means algorithm. Meanwhile, since DFA is designed by applying the eigendecomposition of the adjacency matrix to fit our model DFM, we see that DFA is a spectral algorithm. Furthermore, since the adjacency matrix  $A$  generated under DFM may contain negative elements, the idea of directly using the Laplacian matrix or regularized Laplacian matrix introduced in [20, 28] to design spectral algorithms to fit our DFM is inappropriate.

---

#### Algorithm 1 Distribution-Free Algorithm (DFA)

---

**Require:** The observed adjacency matrix  $\hat{A} \in \mathbb{R}^{n \times n}$ , number of communities  $K$ , and  $P$ ’s rank  $K_0$ .

**Ensure:** The estimated  $n \times 1$  labels vector  $\hat{\ell}$ .

- 1: Let  $\tilde{A} = \hat{U} \hat{\Lambda} \hat{U}'$  be the top- $K_0$  eigendecomposition of  $\hat{A}$  such that  $\hat{\Lambda}$  contains the leading  $K_0$  eigenvalues of  $\hat{A}$  and  $\hat{U}' \hat{U} = I_{K_0}$ .
  - 2: Apply k-means on all rows of  $\tilde{U}$  with  $K$  clusters to obtain  $\hat{\ell}$ .
- 

DFA is designed to fit DFM. Now, we aim to study DFA’s consistency under DFM. First, we make two assumptions that are powerful in building our theoretical guarantee for DFA. Assume the following two bullets related to elements of  $A, \Omega$ , and  $W$  hold.

**Assumption 1.** Assume that



- $\tau = \max_{i,j \in [n]} |A(i,j) + W(i,j) - \Omega(i,j)|$  is finite.
- $\gamma = \frac{\sigma_A^2}{\rho}$  is finite, where  $\sigma_A^2 = \max_{i,j \in [n]} \text{Var}(A(i,j))$ .

The first bullet of Assumption 1 is mild as long as all elements of  $A$ ,  $\Omega$ , and  $W$  are finite. The second bullet of Assumption 1 is also mild as long as all variances of  $A$ 's entries are finite. Meanwhile, note that Assumption 1 also has no constraint on the distribution of  $A(i,j)$  under DFM for  $i, j \in [n]$ , and this assumption is useful to bound  $\|\hat{A} - \Omega\|$  for further theoretical analysis. Note that if we consider a specific distribution,  $\tau$  and  $\gamma$  are directly related to this distribution, see Examples 1-6 for detail. We also need the following assumption for a theoretical guarantee of DFA's performance.

**Assumption 2.** Assume that  $\gamma\rho n + \sigma_W^2 n \geq \tau^2 \log(n)$ .

When all entries of  $A$  are nonnegative (or all entries of  $A$  are non-positive),  $\rho$  controls network sparsity and Assumption 2 provides a lower bound requirement of network sparsity for our theoretical analysis. When  $A$  has both positive and negative entries,  $\rho$  does not control network sparsity and Assumption 2 provides a lower bound requirement on network size  $n$  for our theoretical analysis. For detail of these statements, see Examples 1-6.

Now we are ready to bound  $\|\hat{A} - \Omega\|$  as below.

**Lemma 2.** Under  $DFM_n(K, P, Z, \rho, \mathcal{F})$ , when Assumptions 1 and 2 hold, with probability at least  $1 - o(n^{-\alpha})$  for any  $\alpha > 0$ , we have

$$\|\hat{A} - \Omega\| = O(\sqrt{(\gamma\rho n + \sigma_W^2 n) \log(n)}).$$

In the proof of Lemma 2, there is no requirement on  $A$ 's diagonal elements as long as Assumption 1 holds, so DFA can also detect communities when there exist self-connected nodes in the weighted network  $\mathcal{N}$ . We consider the performance criterion defined in [28] to measure the estimation error of DFA. This measurement is given below. Let  $\{\hat{\mathcal{C}}_1, \hat{\mathcal{C}}_2, \dots, \hat{\mathcal{C}}_K\}$  be the estimated partition of nodes  $\{1, 2, \dots, n\}$  obtained from  $\hat{\ell}$  in algorithm 1 such that  $\hat{\mathcal{C}}_k = \{i : \hat{\ell}(i) = k\}$  for  $k \in [K]$ . Define the criterion as

$$\hat{f} = \min_{\pi \in S_K} \max_{k \in [K]} \frac{|\mathcal{C}_k \cap \hat{\mathcal{C}}_{\pi(k)}^c| + |\mathcal{C}_k^c \cap \hat{\mathcal{C}}_{\pi(k)}|}{n_k},$$

where  $S_K$  is the set of all permutations of  $\{1, 2, \dots, K\}$  and the superscript  $c$  denotes a complementary set. As mentioned in [28],  $\hat{f}$  measures the maximum proportion of nodes in the symmetric difference of  $\mathcal{C}_k$  and  $\hat{\mathcal{C}}_{\pi(k)}$ . The theoretical upper bound of  $\hat{f}$  is provided by the following theorem, which guarantees the estimation consistency of DFA under DFM.

**Theorem 1.** Under  $DFM_n(K, P, Z, \rho, \mathcal{F})$ , let  $\hat{\ell}$  be obtained from Algorithm 1, when Assumptions 1 and 2 hold, with probability at least  $1 - o(n^{-\alpha})$ , we have

$$\hat{f} = O\left(\frac{K_0 K (\gamma\rho n + \sigma_W^2 n) \log(n)}{\sigma_{K_0}^2(P) \rho^2 \delta^2 n_{K_0}^2 n_{\min}}\right),$$

where  $\delta = \min_{k \neq l} \|B(k, \cdot) - B(l, \cdot)\|_F$ . Furthermore, we have below three special cases.

- Case (I): when  $K_0 = K$ , we have

$$\hat{f} = O\left(\frac{K^2 (\gamma\rho n + \sigma_W^2 n) n_{\max} \log(n)}{\sigma_K^2(P) \rho^2 n_{\min}^3}\right).$$

- Case (II): when  $K_0 = K = O(1)$  and  $\frac{n_{\max}}{n_{\min}} = O(1)$ , we have

$$\hat{f} = O\left(\frac{(\gamma\rho n + \sigma_W^2 n) \log(n)}{\sigma_K^2(P) \rho^2 n^2}\right).$$

- *Case (III): when  $K_0 = K = O(1)$ ,  $\frac{n_{\max}}{n_{\min}} = O(1)$  and  $\sigma_W^2 = 0$  (i.e., the case when  $W$  is a zero matrix), we have*

$$\hat{f} = O\left(\frac{\gamma \log(n)}{\sigma_K^2(P) \rho n}\right).$$

Since DFM has no distribution constraint on  $A$  as long as  $\mathbb{E}[A] = \Omega$  under any distribution  $\mathcal{F}$ , Theorem 1 provides a general upper bound on DFA's estimation error. From Theorem 1, we find that by increasing the variance of the noise matrix  $W$ , the error rate of DFA increases, and this phenomenon is consistent with our intuition that if the observed matrix  $\hat{A}$  differs with the adjacency matrix  $A$  too much caused by the noise matrix, then  $\hat{A}$  deviates from  $\Omega$  a lot since  $A$  is generated under DFM. Theorem 1 also says that increasing  $\sigma_K^2(P)$  decreases DFA's error rate. Especially, for Case (III), Theorem 1 says that  $\sigma_K(P)$  should shrink slower than  $\sqrt{\frac{\gamma \log(n)}{\rho n}}$  to make DFA's error rate sufficiently small with high probability. For the influence of  $\rho$  on DFA's performance, we need to consider the property for a specific distribution since  $\gamma$  may be related to  $\rho$ , and we analyze  $\rho$ 's influence on DFA's performance in Examples 1-6.

From now on, we only consider Case (III) for the convenience of our further theoretical analysis. If  $A$  is further assumed to follow a specific distribution such that we can obtain  $\gamma$ 's upper bound, then the exact theoretical upper bound of DFA's error rate can be obtained immediately from Theorem 1. For  $i, j \in [n]$ , we provide some examples to support our statement that results in Theorem 1 are general:

**Example 1.** When  $\mathcal{F}$  is **Bernoulli distribution** such that  $A(i, j) \sim \text{Bernorlli}(\Omega(i, j))$ , i.e.,  $A \in \{0, 1\}^{n \times n}$ . Under Bernoulli distribution,  $\rho P$  is a probability matrix, so  $P$ 's elements should be nonnegative and  $\rho$ 's range is  $(0, 1]$  because  $\max_{k, l \in [K]} P(k, l) = 1$  by Equation (3). Since  $\text{Var}(A(i, j)) = \Omega(i, j)(1 - \Omega(i, j)) \leq \Omega(i, j) \leq \rho$  when  $A(i, j) \sim \text{Bernorlli}(\Omega(i, j))$ , we have  $\gamma = 1$ . For  $\tau$ , it is 1 for this case. Then, Assumption 2 becomes  $\rho n \geq \log(n)$ , and it provides a lower requirement on network sparsity. So,  $\rho$  controls network sparsity for Bernoulli distribution (note that for un-weighted networks,  $A$  has nonnegative elements). The theoretical upper bound of DFA's estimation error obtained immediately from Case (III) is  $\hat{f} = O(\frac{\log(n)}{\sigma_K^2(P) \rho n})$ , and it matches Corollary 3.2 of [21] up to logarithmic factor which suggests the optimality of our theoretical results. From the theoretical upper bound of DFA's error rate, we see that increasing  $\rho$  decreases DFA's error rate. Furthermore, by the separation condition and sharp threshold criterion developed in [44], we know that the sparsity requirement of Assumption 2 and  $\hat{f} = O(\frac{\log(n)}{\sigma_K^2(P) \rho n})$  are theoretical optimal.

**Example 2.** When  $\mathcal{F}$  is **Normal distribution** such that  $A(i, j) \sim \text{Normal}(\Omega(i, j), \sigma_A^2)$ , i.e.,  $A \in \mathbb{R}^{n \times n}$ . Under Normal distribution,  $P$  can have negative elements under DFM,  $\rho$ 's range is  $(0, +\infty)$  because  $\rho P$  is not a probability matrix,  $\tau$  is an unknown finite number, and  $\gamma = \frac{\sigma_A^2}{\rho}$ . Setting  $\gamma = \frac{\sigma_A^2}{\rho}$ , Assumption 2 becomes  $\sigma_A^2 n \geq \tau^2 \log(n)$ , and it does not mean a lower bound requirement on network sparsity but a lower bound requirement on network size  $n$  for our theoretical analysis. Therefore, for Normal distribution,  $\rho$  does not control network sparsity (note that for Normal distribution,  $A$  has both positive and negative elements). Setting  $\gamma = \frac{\sigma_A^2}{\rho}$ , for Case (III),  $\hat{f} = O(\frac{\sigma_A^2 \log(n)}{\sigma_K^2(P) \rho^2 n})$ . Therefore, for Normal distribution, increasing  $\rho$  (or decreasing  $\sigma_A^2$ ) decreases DFA's error rate. An extreme case is when  $\sigma_A^2 = 0$ , we have  $A(i, j) = \Omega(i, j)$  for  $i, j \in [n]$ , and for such case the error rate is 0 surely.

**Example 3.** When  $\mathcal{F}$  is **Binomial distribution** such that  $A(i, j) \sim \text{Binomial}(m, \frac{\Omega(i, j)}{m})$  for some positive integer  $m$ , i.e.,  $A \in \{0, 1, 2, \dots, m\}^{n \times n}$ . Under Binomial distribution, we have  $\mathbb{E}[A(i, j)] = \Omega(i, j)$  satisfying Equation (4) under DFM,  $\frac{\Omega(i, j)}{m}$  is a probability suggesting  $P$  should have nonnegative elements and  $\rho$ 's range is  $(0, m]$ ,  $\tau = m$ , and  $\gamma = \max_{i, j \in [n]} m \frac{\Omega(i, j)}{m} (1 - \frac{\Omega(i, j)}{m}) / \rho \leq \max_{i, j \in [n]} \frac{\Omega(i, j)}{\rho} \leq 1$ , i.e.,  $\gamma$  is finite. Setting  $\tau = m, \gamma = 1$ , Assumption 2 becomes  $\rho n \geq m^2 \log(n)$ , which means a lower bound requirement on network sparsity. So, for Binomial distribution,  $\rho$  controls network sparsity (note that for Binomial distribution,  $A$  has nonnegative elements). Setting  $\gamma = 1$ , for Case (III),  $\hat{f} = O(\frac{\log(n)}{\sigma_K^2(P) \rho n})$ . Therefore, for Binomial distribution, increasing  $\rho$  decreases DFA's error rate.

**Example 4.** When  $\mathcal{F}$  is **Poisson distribution** such that  $A(i, j) \sim \text{Poisson}(\Omega(i, j))$ , i.e.,  $A \in \mathbb{Z}^{n \times n}$ , where  $\mathbb{Z}$  is the set of non-negative integers. By the property of Poisson distribution, we have  $\mathbb{E}[A(i, j)] = \Omega(i, j)$  satisfying Equation (4), all entries of  $P$  should be nonnegative under DFM,  $\rho$ 's range is  $(0, +\infty)$  because  $\rho P$  is not a probability matrix,  $\tau$  is an unknown finite integer, and  $\gamma = \max_{i,j \in [n]} \frac{\text{Var}(A(i, j))}{\rho} = \max_{i,j \in [n]} \frac{\Omega(i, j)}{\rho} \leq 1$ . Setting  $\gamma = 1$ , Assumption 2 becomes  $\rho n \geq \tau^2 \log(n)$  which provides a lower bound requirement on network sparsity. So, for Poisson distribution,  $\rho$  controls network sparsity (note that for Poisson distribution,  $A$  has nonnegative elements). Setting  $\gamma = 1$ , for Case (III),  $\hat{f} = O(\frac{\log(n)}{\sigma_K^2(P)\rho n})$ . Therefore, increasing  $\rho$  decreases DFA's error rate for Poisson distribution.

**Example 5.** When  $\mathcal{F}$  is **Exponential distribution** such that  $A(i, j) \sim \text{Exponential}(\frac{1}{\Omega(i, j)})$ , i.e.,  $A \in \mathbb{R}_+^{n \times n}$ . For Exponential distribution, all elements of  $P$  should be larger than 0 to make the Exponential parameter  $\Omega(i, j)$  well-defined under DFM. For Exponential distribution,  $\rho$ 's range is  $(0, +\infty)$  because  $\rho P$  is not a probability matrix. Since  $\mathbb{E}[A(i, j)] = \Omega(i, j)$ , Equation (4) is satisfied. For Exponential distribution,  $\tau$  is an unknown finite number and  $\gamma = \max_{i,j \in [n]} \text{Var}(A(i, j))/\rho = \max_{i,j \in [n]} \Omega^2(i, j)/\rho \leq \rho$ . Setting  $\gamma = \rho$ , Assumption 2 is  $\rho^2 n \geq \tau^2 \log(n)$ , and it means a lower bound requirement on network sparsity. So, for Exponential distribution,  $\rho$  controls network sparsity (note that for Exponential distribution,  $A$  has positive elements). Setting  $\gamma = \rho$ , for Case (III),  $\hat{f} = O(\frac{\log(n)}{\sigma_K^2(P)\rho n})$ . So, increasing  $\rho$  has no significant influence on DFA's performance and DFA's error rate is always quite small as long as Assumption 2 holds for  $\rho$  and  $n$  is a large number for Exponential distribution to make the probability  $1 - o(n^{-\alpha})$  close to 1.

**Example 6.** DFM can also model **signed networks** by setting  $\mathbb{P}(A(i, j) = 1) = \frac{1 + \Omega(i, j)}{2}$  and  $\mathbb{P}(A(i, j) = -1) = \frac{1 - \Omega(i, j)}{2}$ , i.e.,  $A \in \{-1, 1\}^{n \times n}$ . For signed networks, all elements of  $P$  are real values,  $\rho$ 's range is  $(0, 1]$  since  $\frac{1 + \Omega(i, j)}{2}$  and  $\frac{1 - \Omega(i, j)}{2}$  are probabilities,  $\mathbb{E}[A(i, j)] = \Omega(i, j)$  satisfying Equation (4), and  $\text{Var}(A(i, j)) = 1 - \Omega^2(i, j) \leq 1$ , i.e.,  $\gamma \leq \frac{1}{\rho}$ . For  $\tau$ , it is less than 2. Setting  $\tau = 2, \gamma = \frac{1}{\rho}$ , Assumption 2 becomes  $\frac{n}{\log(n)} \geq 4$  which controls network size for our theoretical analysis. So, for signed networks,  $\rho$  does not control network sparsity (note that for signed networks,  $A$  has both positive and negative elements). For Case (III),  $\hat{f} = O(\frac{\log(n)}{\sigma_K^2(P)\rho^2 n})$ . Therefore, for signed networks, increasing  $\rho$  decreases DFA's error rate.

More than the above examples, DFM allows  $\mathcal{F}$  to be any distribution as long as Equation (4) holds. For example,  $\mathcal{F}$  can be Double exponential, Gamma, Laplace, Geometric, and Uniform distributions in <http://www>. Note that Equation (4) does not hold for some distributions. For example, the mean of t-distribution is 0 and the mean of Cauchy distribution does not exist. So  $\mathcal{F}$  can not be t-distribution or Cauchy distribution.

## 4 Experiments

In this section, we conduct experimental studies of DFA's performance on simulated data and some real-world networks. Unlike the theoretical studies where we allow  $K_0 \leq K$  to show that DFM is identifiable even when  $K_0 \leq K$ , in the numerical study part, we always set  $K_0 = K$  since this setting is common in both numerical and empirical studies.

### 4.1 Performance on synthetic networks

This subsection studies the numerical performance of DFA under different settings when  $A$  follows different distributions. Similar to the worst case relative error introduced in [21],  $\hat{f}$  is a stronger criterion than the Hamming error introduced in [22] (Hamming error is same as the overall relative error of [21]) because  $\hat{f}$  may be large for some small communities as shown by Theorem 1. In the numerical study part, instead of using  $\hat{f}$ , we apply the Hamming error to measure DFA's performance. This error rate is defined as

$$n^{-1} \min_{J \in \mathcal{P}_K} \|\hat{Z}J - Z\|_0,$$



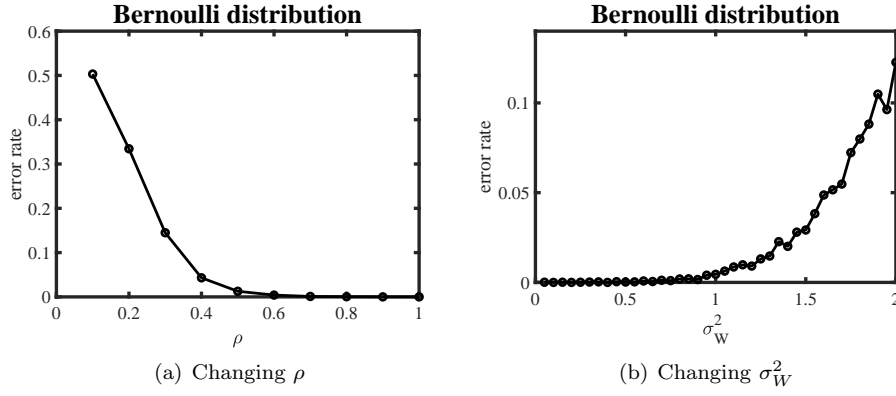


Figure 1: Numerical results of Experiment 1.

where  $\mathcal{P}_K$  is the set of all  $K \times K$  permutation matrices, and the  $n \times K$  matrix  $\hat{Z}$  is defined as  $\hat{Z}(i, \hat{\ell}(i)) = 1$  and all other  $K - 1$  entries of  $\hat{Z}(i, :)$  are 0 for  $i \in [n]$ .

In all synthetic networks, unless specified, set  $n = 200$ ,  $K_0 = K = 3$ , and generate  $\ell$  such that each node belongs to one of the communities with equal probability. For distributions that require all elements of  $P$  to be nonnegative, we set  $P$  as

$$P_1 = \begin{bmatrix} 1 & 0.4 & 0.5 \\ 0.4 & 0.9 & 0.2 \\ 0.5 & 0.2 & 0.8 \end{bmatrix}.$$

For distributions that allow  $P$  to have negative elements, we set  $P$  as

$$P_2 = \begin{bmatrix} -1 & -0.4 & 0.5 \\ -0.4 & 0.9 & 0.2 \\ 0.5 & 0.2 & 0.8 \end{bmatrix}.$$

**Remark 1.** For our numerical studies, there is no specific requirement on setting  $P$  as long as Equation (3) holds and  $P$ 's elements should be nonnegative or positive or can be negative depending on a specific distribution  $\mathcal{F}$  as analyzed in Examples 1-6. For the choosing of  $\rho$ ,  $\rho$  should be set in its range for a specific distribution as analyzed in Examples 1-6. For the setting of  $Z$ , there is also no specific requirement as long as Equation (2) holds, i.e., each node only belongs to one community and each community has at least one node.

After having  $P, \rho$ , and  $Z$ , to generate  $\hat{A}$  with  $K$  communities from the distribution  $\mathcal{F}$  under our DFM, each simulation experiment contains the following steps:

Step (a) Set  $\Omega = \rho Z P Z'$ .

Step (b) Let  $A(i, j)$  be a random number generated from distribution  $\mathcal{F}$  with expectation  $\Omega(i, j)$  for  $1 \leq i < j \leq n$ , then set  $A(i, j) = A(j, i)$  since  $A$  is symmetric. Set  $A(i, i) = 0$  for  $i \in [n]$  because we do not consider self-connected nodes here. If we do not consider noise, we let  $W$  be a zero matrix. If we consider the noise matrix, let  $W(i, j)$  be a random variable generated from  $\text{Normal}(0, \sigma_W^2)$  and set  $W(j, i) = W(i, j)$  since the noise matrix  $W$  is symmetric for  $1 \leq i < j \leq n$ . Set  $W(i, i) = 0$  for  $i \in [n]$ .

Step (c) Set  $\hat{A} = A + W$ .

Step (d) Apply DFA to  $\hat{A}$  with  $K$  communities. Record error rate.

Step (e) Repeat steps (a)-(d) 50 times and report the averaged error rate.

We consider the following simulation setups.

#### 4.1.1 Experiment 1: Bernoulli distribution

When  $A(i, j) \sim \text{Bernoulli}(\Omega(i, j))$  for  $i, j \in [n]$ , by Example 1, we set  $P$  as  $P_1$ .

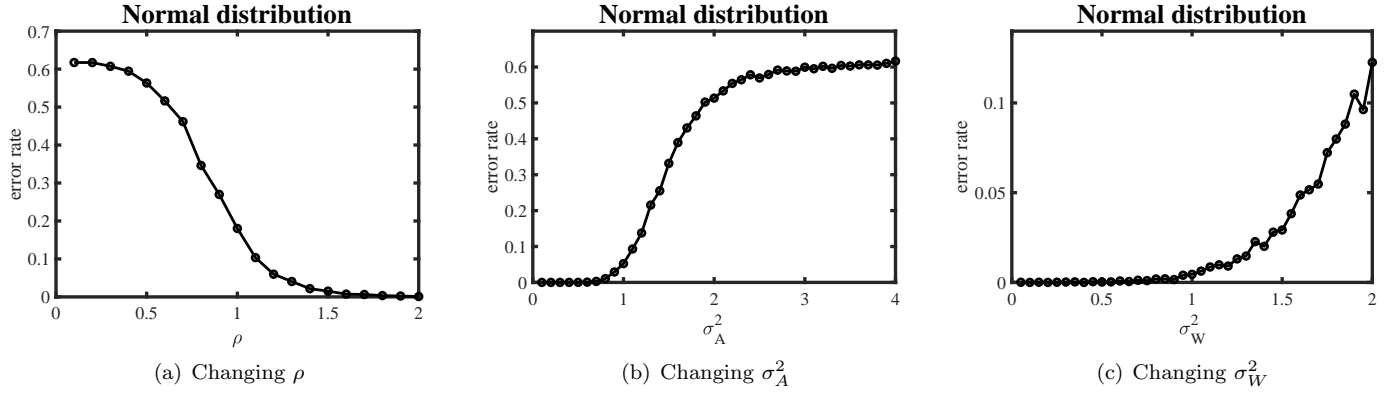


Figure 2: Numerical results of Experiment 2.

**Experiment 1[a]: Changing  $\rho$ .** Let  $W$  be a zero matrix and  $\rho$  range in  $\{0.1, 0.2, \dots, 1\}$ . Panel (a) of Figure 1 shows the result. We see that, when the network  $\mathcal{N}$  becomes denser as  $\rho$  increases, DFA performs better, which is consistent with our findings in Experiment 1.

**Experiment 1[b]: Changing  $\sigma_W^2$ .** In this sub-experiment, we study the influence of  $W$  on DFA's performance of DFA by changing  $\sigma_W^2$ . Set  $\rho = 0.8$ . Let  $\sigma_W^2$  range in  $\{0.05, 0.1, \dots, 2\}$ , and the result is displayed by panel (b) of Figure 1. We see that DFA performs poorer as  $\sigma_W^2$  increases which is consistent with our theoretical finding in Theorem 1. Meanwhile, this phenomenon can be explained as below: since elements of  $W$  tends to be larger in magnitude when increasing  $\sigma_W^2$  and  $W$  follows a Normal distribution with zero mean, the difference between  $A$  and  $\hat{A}$  becomes larger, causing it harder to detect communities from  $\hat{A}$ . The result also shows that DFA enjoys stable performance when  $A$  is slightly polluted by the noise matrix  $W$ , i.e., the case when  $\sigma_W^2$  is small.

#### 4.1.2 Experiment 2: Normal distribution

When  $A(i, j) \sim \text{Normal}(\Omega(i, j), \sigma_A^2)$  for some  $\sigma_A^2 > 0$  for  $i, j \in [n]$ , by Example 2, we set  $P$  as  $p_2$ .

**Experiment 2[a]: Changing  $\rho$ .** Let  $\sigma_A^2 = 3$ ,  $W$  be a zero matrix, and  $\rho$  range in  $\{0.1, 0.2, \dots, 2\}$ . Panel (a) of Figure 2 shows the result. We see that, when  $\rho$  increases, DFA performs better, and this is consistent with our findings in Example 2.

**Experiment 2[b]: Changing  $\sigma_A^2$ .** Let  $\rho = 0.4$ ,  $W$  be a zero matrix, and  $\sigma_A^2$  range in  $\{0.1, 0.2, \dots, 4\}$ . Panel (b) of Figure 2 shows the result, from which we see that decreasing  $\sigma_A^2$  decreases error rates, and this is consistent with the findings in Example 2 since a smaller  $\sigma_A^2$  indicates a case that  $A$  and  $\Omega$  are closer.

**Experiment 2[c]: Changing  $\sigma_W^2$ .** Set  $\rho = 0.8$ ,  $\sigma_A^2 = 1$ , and let  $\sigma_W^2$  range in  $\{0.05, 0.1, \dots, 2\}$ . The result is displayed in panel (c) of Figure 2. We see that DFA performs poorer as  $\sigma_W^2$  increases, and this phenomenon is consistent with our theoretical findings.

#### 4.1.3 Experiment 3: Binomial distribution

When  $A(i, j) \sim \text{Binomial}(m, \frac{\Omega(i, j)}{m})$  for some positive integer  $m$  for  $i, j \in [n]$ , by Example 3, we set  $P$  as  $P_1$ .

**Experiment 3[a]: Changing  $\rho$ .** Let  $m = 3$ , and  $\rho$  range in  $\{0.1, 0.2, \dots, 2\}$ . Panel (b) of figure 3 shows the result, from which we see that DFA performs better as  $\rho$  increases.

**Experiment 3[b]: Changing  $m$ .** Let  $\rho = 0.4$ , and  $m$  range in  $\{1, 2, \dots, 20\}$ . Panel (b) of Figure 3 shows the result. We see that DFA performs poorer as  $m$  becomes larger. This can be explained as below: since  $A$  follows Binomial distribution and  $m$  is the number of trials in this experiment, a larger  $m$  indicates increasing the variation of  $A(i, j)$  for all nodes, hence it becomes harder to detect networks when  $m$  is large. A special case is when  $m = 1$  such that the Binomial distribution reduces to Bernoulli distribution, based on the result of this experiment, we can conclude that detecting community from  $A$

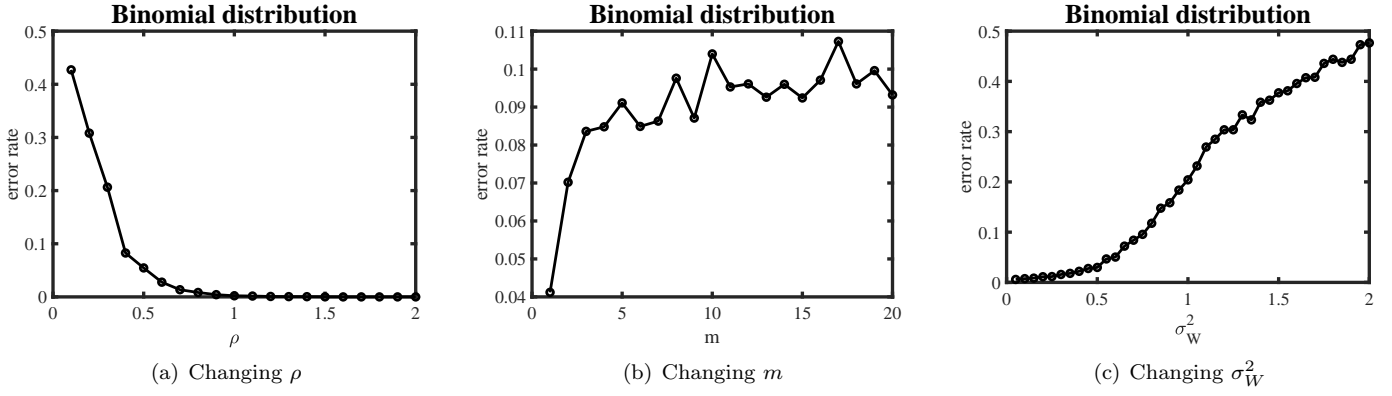


Figure 3: Numerical results of Experiment 3.

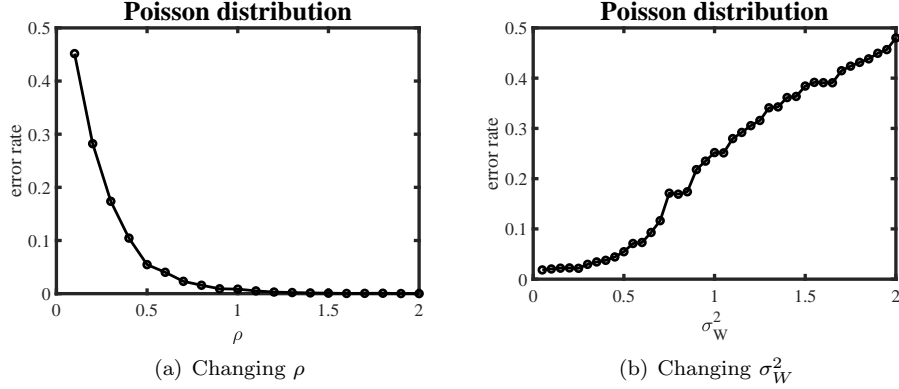


Figure 4: Numerical results of Experiment 4.

generated under Binomial distribution is harder than detecting community from  $A$  under Bernoulli distribution for the same  $P$  and  $Z$  under DFM.

**Experiment 3[c]: Changing  $\sigma_W^2$ .** Set  $\rho = 0.8$ ,  $m = 3$ , and let  $\sigma_W^2$  range in  $\{0.05, 0.1, \dots, 2\}$ . The result is shown in the last panel of Figure 3, and the conclusion is similar to that of Experiment 1[b].

#### 4.1.4 Experiment 4: Poisson distribution

When  $A(i, j) \sim \text{Poisson}(\Omega(i, j))$  for  $i, j \in [n]$ , by Example 4, we set  $P$  as  $P_1$ .

**Experiment 4[a]: Changing  $\rho$ .** Let  $\rho$  range in  $\{0.1, 0.2, \dots, 2\}$ . Panel (a) of Figure 4 shows the result, and the conclusion is similar to that of Experiments 1[a], 2[a] and 3[a].

**Experiment 4[b]: Changing  $\sigma_W^2$ .** Set  $\rho = 0.8$  and let  $\sigma_W^2$  range in  $\{0.05, 0.1, \dots, 2\}$ . Panel (b) of Figure 4 shows the results, with conclusion similar to that of Experiments 1[b], 2[c] and 3[c].

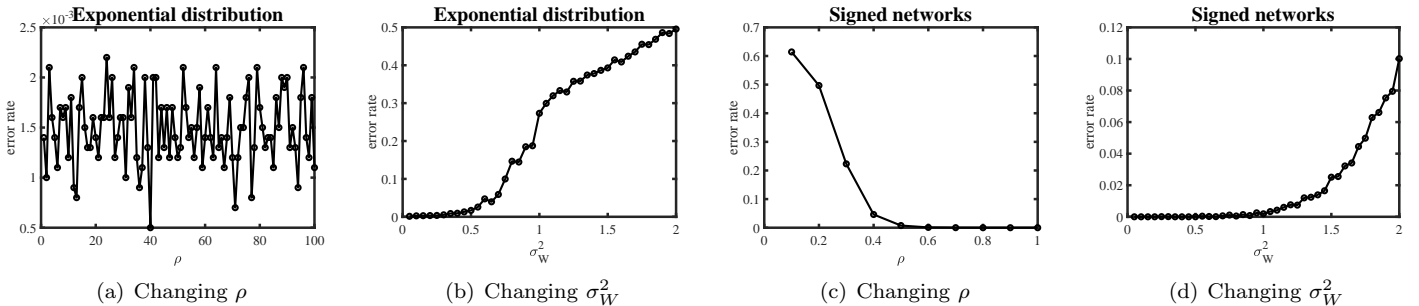


Figure 5: Numerical results of Experiments 5 and 6.

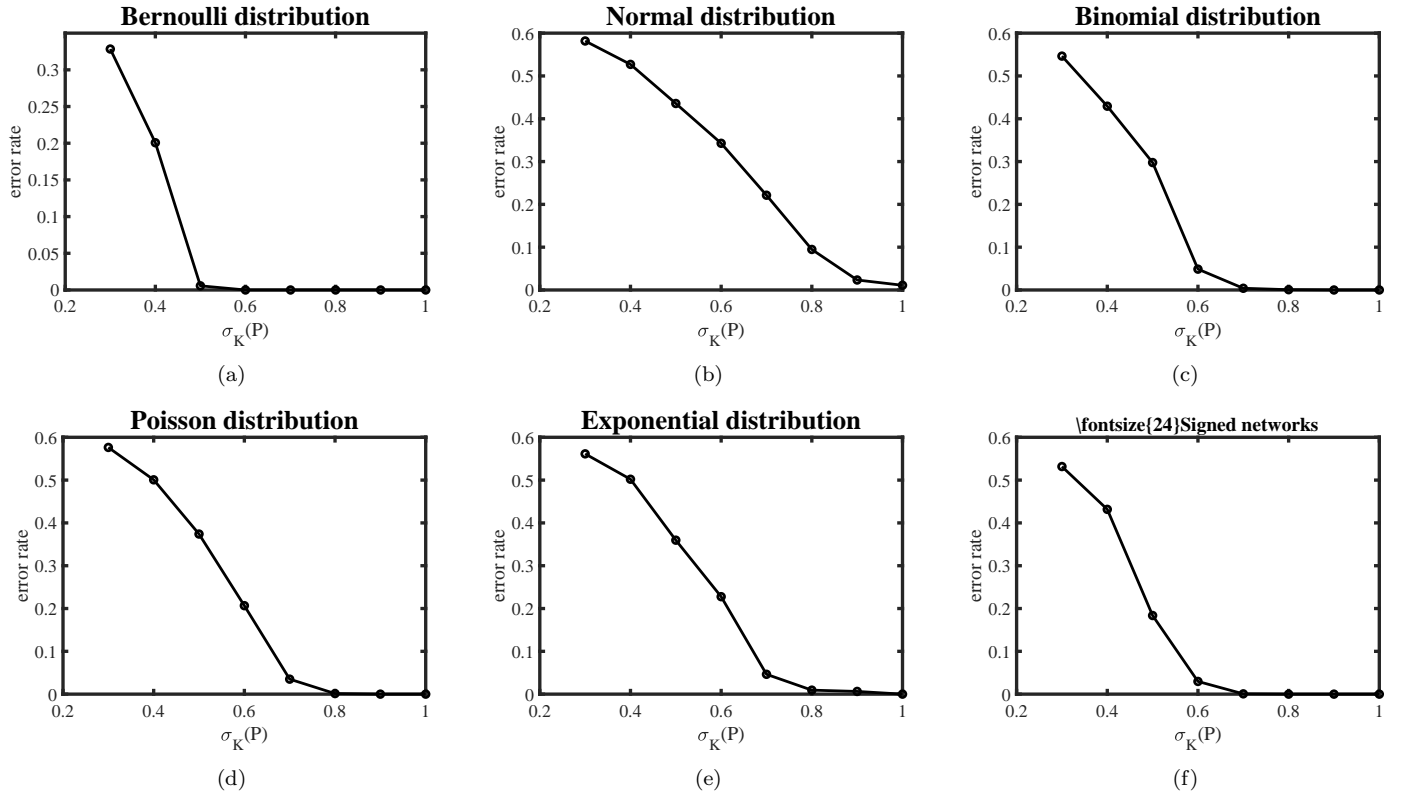


Figure 6: Numerical results of Experiment 7.

#### 4.1.5 Experiment 5: Exponential distribution

When  $A(i, j) \sim \text{Exponential}(\frac{1}{\Omega(i, j)})$  for  $i, j \in [n]$ , by Example 5, we set  $P$  as  $P_1$ .

**Experiment 5[a]: Changing  $\rho$ .** Let  $\rho$  range in  $\{1, 2, \dots, 100\}$ . Panel (a) of Figure 5 shows the results. We see that increasing  $\rho$  has no significant influence on DFA's performance, and this supports our theoretical findings in Experiment 5.

**Experiment 5[b]: Changing  $\sigma_W^2$ .** Set  $\rho = 0.8$  and let  $\sigma_W^2$  range in  $\{0.05, 0.1, \dots, 2\}$ . Panel (b) of Figure 5 shows the results which are similar to previous experiments.

#### 4.1.6 Experiment 6: Signed networks

For signed networks when  $\mathbb{P}(A(i, j) = 1) = \frac{1+\Omega(i, j)}{2}$  and  $\mathbb{P}(A(i, j) = -1) = \frac{1-\Omega(i, j)}{2}$  for  $i, j \in [n]$ , by Example 6, we set  $P$  as  $P_2$  and  $\rho$ 's range is  $(0, 1]$ .

**Experiment 6[a]: Changing  $\rho$ .** Let  $\rho$  range in  $\{0.1, 0.2, \dots, 1\}$ . Panel (c) of Figure 5 shows the results. We see that increasing  $\rho$  decreases DFA's error rate for signed networks and this is consistent with our findings in Experiment 6.

**Experiment 6[b]: Changing  $\sigma_W^2$ .** Set  $\rho = 0.8$  and let  $\sigma_W^2$  range in  $\{0.05, 0.1, \dots, 2\}$ . Panel (d) of Figure 5 shows the results which are similar to previous experiments.

#### 4.1.7 Experiment 7: Changing $\sigma_K(P)$ .

Set  $n = 60, \rho = 1$ , and  $P$  as

$$P = \begin{bmatrix} 1 & 1 - \beta & 1 - \beta \\ 1 - \beta & 1 & 1 - \beta \\ 1 - \beta & 1 - \beta & 1 \end{bmatrix}.$$

Let  $\beta \in \{0.3, 0.4, \dots, 1\}$ . Since  $\sigma_K(P) = \beta$ , increasing  $\beta$  should decrease DFA's error rate Theorem 1, and we aim to verify this result in this experiment. Let  $W$  be a zero matrix. This experiment has six sub-experiments.

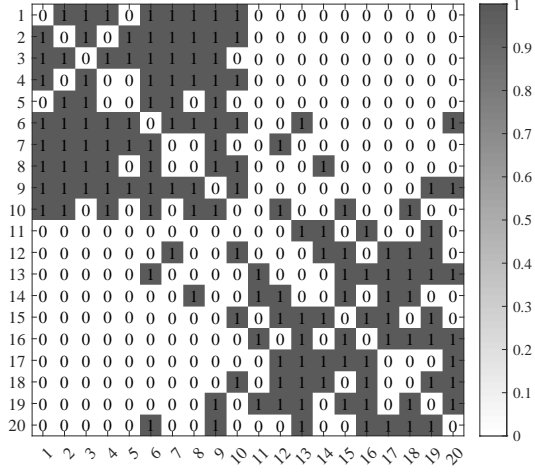
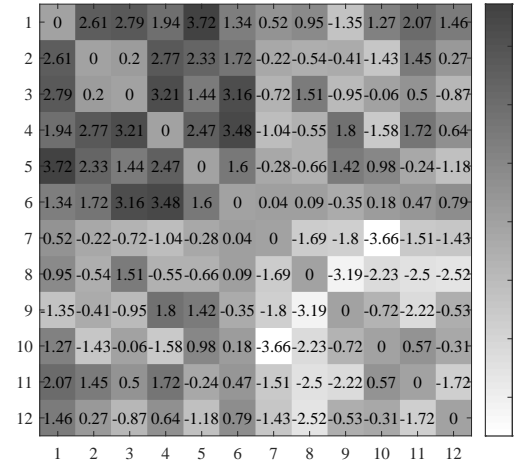
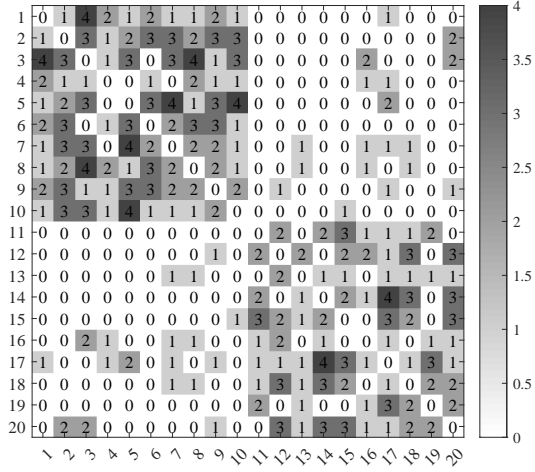
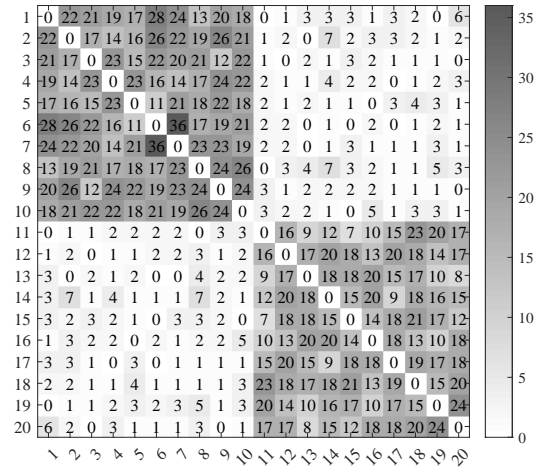
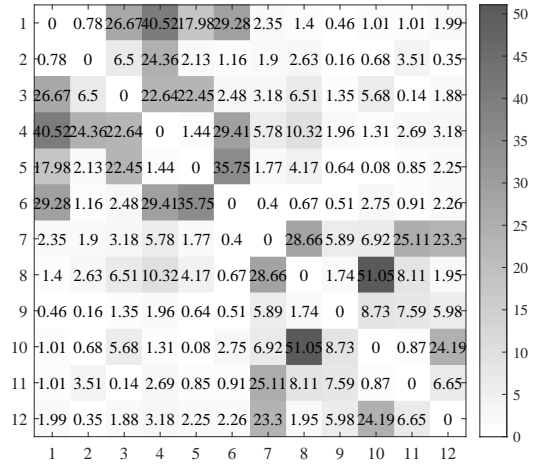

(a)  $A$  of set-up 1(b)  $A$  of set-up 2(c)  $A$  of set-up 3(d)  $A$  of set-up 4(e)  $A$  of set-up 5(f)  $A$  of set-up 6

Figure 7: Illustration for weighted networks' adjacency matrices generated under DFM. For all panels, DFA's error rates are 0. In panels (b) and (e), we keep  $A$ 's elements in two decimals for visualization.



Experiment 7[a]. Let  $A(i, j) \sim \text{Bernoulli}(\Omega(i, j))$  for  $i, j \in [n]$ .

Experiment 7[b]. Let  $A(i, j) \sim \text{Normal}(\Omega(i, j), 1)$  for  $i, j \in [n]$ .

Experiment 7[c]. Let  $A(i, j) \sim \text{Binomial}(3, \frac{\Omega(i, j)}{3})$  for  $i, j \in [n]$ .

Experiment 7[d]. Let  $A(i, j) \sim \text{Poisson}(\Omega(i, j))$  for  $i, j \in [n]$ .

Experiment 7[e]. Let  $A(i, j) \sim \text{Exponential}(\frac{1}{\Omega(i, j)})$  for  $i, j \in [n]$ .

Experiment 7[f]. Let  $\mathbb{P}(A(i, j) = 1) = \frac{1+\Omega(i, j)}{2}$  and  $\mathbb{P}(A(i, j) = -1) = \frac{1-\Omega(i, j)}{2}$  for  $i, j \in [n]$ .

Figure 6 shows the results. We see that DFA performs better when  $\beta$  becomes larger and this is consistent with our theoretical findings in Theorem 1.

**Remark 2.** For visuality, we plot  $A$  generated from DFM (so we do not consider noise matrix here) in this remark. We let  $K = 2$ , nodes in  $\{1, 2, \dots, n/2\}$  be in community 1, nodes in  $\{n/2+1, n/2+2, \dots, n\}$  be in community 2, and  $P$  be

$$P_3 = \begin{bmatrix} 1 & 0.1 \\ 0.1 & 0.8 \end{bmatrix} \text{ or } P_4 = \begin{bmatrix} 1 & -0.1 \\ -0.1 & -0.8 \end{bmatrix}.$$

Set-up 1: When  $A(i, j) \sim \text{Bernoulli}(\Omega(i, j))$  for  $i, j \in [n]$ , set  $n = 20, \rho = 0.8$  and  $P$  as  $P_3$ . Panel (a) of Figure 7 shows an adjacency matrix  $A$  generated from DFM for this set-up, where we also report DFA's error rate. With given  $A$  and known  $Z$ , readers can apply DFA to  $A$  to check its effectiveness. Meanwhile, weighted networks described by  $A$  in Figure 7 can be seen as benchmark weighted networks to test the performances of different algorithms aiming to fit DFM since  $Z$  is known.

Set-up 2: When  $A(i, j) \sim \text{Normal}(\Omega(i, j), \sigma_A^2)$  for  $i, j \in [n]$ , set  $n = 12, \sigma_A^2 = 1, \rho = 2$  and  $P$  as  $P_4$ . Panel (b) of Figure 7 shows an  $A$  generated from DFM for this set-up.

Set-up 3: When  $A(i, j) \sim \text{Binomial}(m, \Omega(i, j)/m)$  for  $i, j \in [n]$ , set  $n = 20, \rho = 2, m = 4$ , and  $P$  as  $P_3$ . Panel (c) of Figure 7 shows an  $A$  generated from DFM for this set-up.

Set-up 4: When  $A(i, j) \sim \text{Poisson}(\Omega(i, j))$  for  $i, j \in [n]$ , set  $n = 20, \rho = 20$  and  $P$  as  $P_3$ . Panel (d) of Figure 7 shows an  $A$  generated from DFM for this set-up.

Set-up 5: When  $A(i, j) \sim \text{Exponential}(\frac{1}{\Omega(i, j)})$  for  $i, j \in [n]$ , set  $n = 12, \rho = 20$  and  $P$  as  $P_3$ . Panel (e) of Figure 7 shows an  $A$  generated from DFM for this set-up.

Set-up 6: For signed networks when  $\mathbb{P}(A(i, j) = 1) = \frac{1+\Omega(i, j)}{2}$  and  $\mathbb{P}(A(i, j) = -1) = \frac{1-\Omega(i, j)}{2}$  for  $i, j \in [n]$ , set  $n = 24, \rho = 0.8$  and  $P$  as  $P_4$ . Panel (f) of Figure 7 shows an  $A$  generated from DFM for this set-up.

## 4.2 Performance on empirical networks

Table 1: Basic information and summarized statistics of weighted networks with known community information used in this paper.

	Source	Node meaning	Edge meaning	$n$	$K$	$\max_{i,j} A(i, j)$	$\min_{i,j} A(i, j)$	#Edges	%Positive edges
Karate club	[45]	Member	Tie	34	2	7	0	78	100%
Gahuku-Gama subtribes	[46]	Tribe	Friendship	16	3	1	-1	58	50%

This subsection studies DFA's performance on two real-world weighted networks with known community information, the Zachary's Karate club weighted network (Karate club for short) and the Gahuku-Gama subtribes network. The Karate club network can be downloaded from <http://vlado.fmf.uni-lj.si/pub/netw>. The Gahuku-Gama subtribes network can be downloaded from <http://konect.cc/networks/ucidata-gama/> (see also [47]). True community information of the Karate club is known and can be found from <http://www-personal.sjsu.edu/faculty/frey/>. For Gahuku-Gama subtribes, we use node labels provided in Figure 9 (b) from [48] as ground truth. Table 1 summarizes basic information for these two weighted networks.

To study DFA's behavior when there exists noise, we compute the observed matrix  $\hat{A} = A + W$  where  $W \sim \text{Normal}(0, \sigma_W^2)$  and let  $\sigma_W^2$  range in  $\{0, 0.05, 0.1, \dots, 2\}$ . Note that, when  $\sigma_W^2 = 0$ , the observed adjacency matrix  $\hat{A}$  is  $A$ . For each  $\sigma_W^2$ , we report the averaged error rate among 50 repetitions. Figure 8 records DFA's error rates on Karate club and Gahuku-Gama subtribes networks. We see that DFA performs better when  $\sigma_W^2$  decreases, and DFA has stable performance when  $\hat{A} \neq A$  under the case that  $\sigma_W^2$

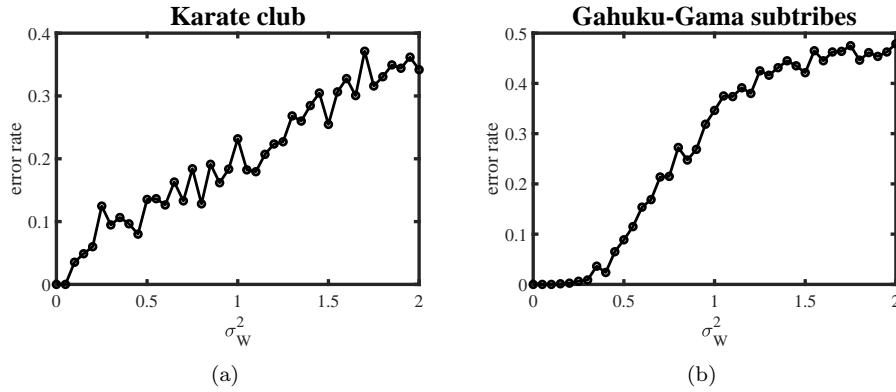



Figure 8: Error rates of DFA on the Karate club and Gahuku-Gama subtribes networks.

is small. Meanwhile, when  $W$  is a zero matrix, DFA's error rates for these two weighted networks are 0. Therefore, DFA enjoys performance stability when  $A$  is slightly perturbed by some noise, and this is consistent with our theoretical results and simulation results. For visibility, Figure 9 depicts  $A$ ,  $\hat{A}$ , and communities returned by DFA for Karate club and Gahuku-Gama subtribes networks.

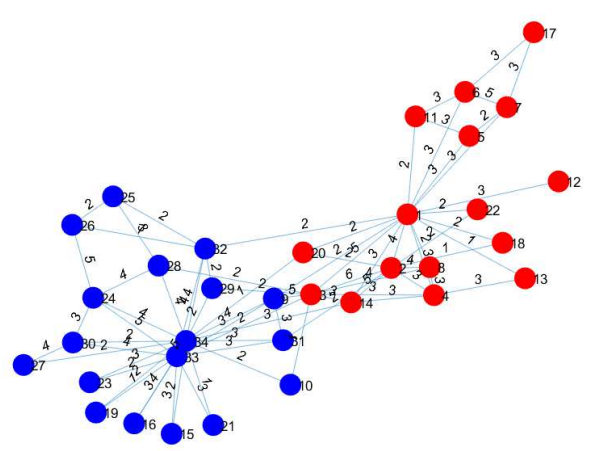
## 5 Conclusions

In this paper, we introduced the Distribution-Free Model to model both weighted and unweighted networks. DFM does not require prior knowledge of the distribution of the adjacency matrix's elements as long as the population adjacency matrix satisfies latent structural equality on node labels. DFM also allows the connectivity matrix to have negative entries, thus elements of the adjacency matrix can be negative. Benefitting from the distribution-free property, DFM provides powerful and exploratory tools for network analysis and it can model networks generated under various distributions. In particular, signed networks can be modeled by DFM and the famous stochastic blockmodels for unweighted networks is a sub-model of DFM. A spectral method DFA is designed to fit DFM. A theoretical guarantee with perturbation analysis on the consistent estimation of DFA under DFM is provided. Behaviors of DFA when we apply it to detect communities for adjacency matrices generated from different distributions under DFM are discussed. Especially, when DFM reduces to SBM, our theoretical results are consistent with classical consistent findings for SBM under mild conditions. Numerical results for both simulated networks and two real-world social networks are consistent with our theoretical results. Especially, DFA enjoys stable performance even when the adjacency matrix is polluted by a noise matrix with zero mean and small variance for all elements.

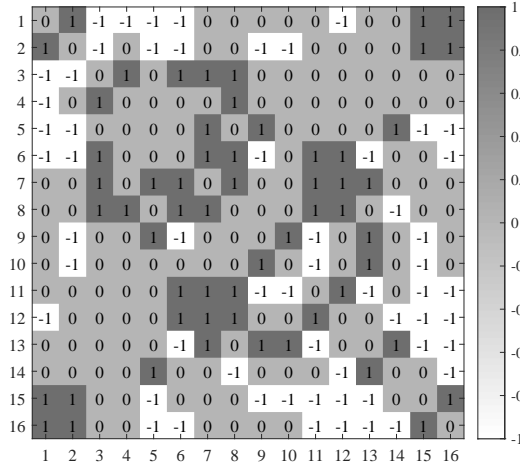
DFM is a generative model like SBM, and it can be studied and extended in many potential ways. For example, [49] proposes a degree-corrected version of DFM by considering node heterogeneity like the relationship between SBM and DCSBM, [50] extends DFM to model overlapping weighted networks in which nodes can belong to multiple communities like the relationship between SBM and MMSB [16], [51] extends DFM to directed weighted networks like the relationship between SBM and ScBM [19]. In a forthcoming manuscript, we also extend the distribution-free idea to overlapping bi-partite weighted networks in which nodes can belong to multiple communities. Though DFM has been extended in many ways, it is still significant because it is a generative model, just as the SBM has been widely studied in recent decades. For example, estimating the number of communities  $K$  under DFM and its generalizations for different distribution  $\mathcal{F}$  is an interesting and challenging problem; designing spectral algorithms via applications of modified versions of Laplacian matrix studied in [20, 52, 28, 53] to fit our DFM is an interesting topic; similar to the exact recovery problem under SBM studied in [31, 32, 54], the exact recovery problem for any distribution  $\mathcal{F}$  satisfying Equation (4) under DFM when  $\mathcal{N}$  has  $K$  equal-sized communities and  $P$  has only two distinct elements is challenging and interesting; estimating communities under DFM by semidefinite optimization and convex optimization approaches [55, 56, 24, 57, 58] is



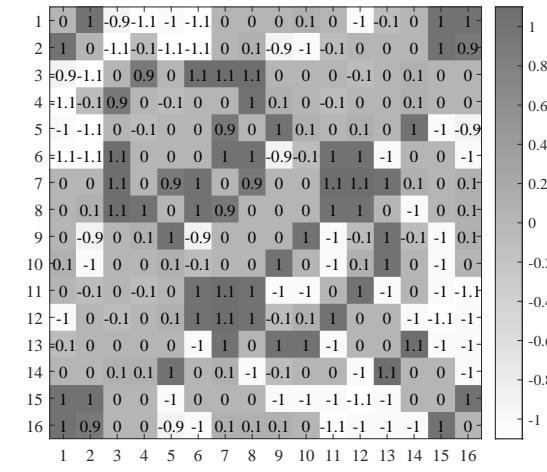
(a)



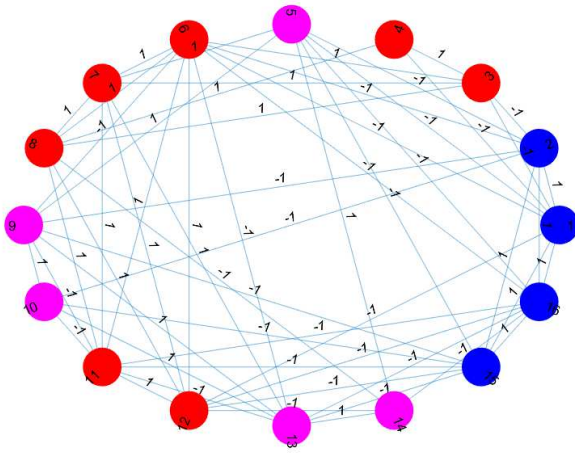
(b)



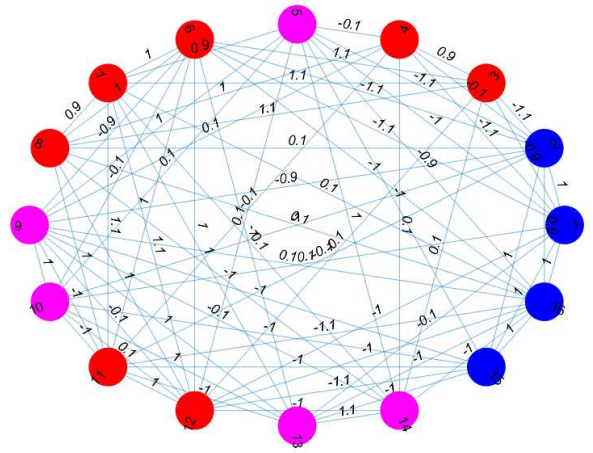
(c)



(d)



(e)



(f)

Figure 9: Panel (a):  $A$  for the Karate club network. Panel (b): communities detected by DFA for the Karate club network without considering noise. Panel (c):  $A$  for the Gahuku-Gama subtribes network. Panel (d):  $\hat{A}$  for the Gahuku-Gama subtribes network when  $W \sim \text{Normal}(0, 0.05)$ . Panel (e): communities detected by DFA for the Gahuku-Gama subtribes network when using  $A$ . Panel (f): communities detected by DFA for the Gahuku-Gama subtribes network when using  $\hat{A}$  in panel (d). For panels (b), (e), and (f), DFA's error rates are 0, and colors indicate communities. In panels (d) and (f), we keep  $A$ 's elements in one decimal for visualization.

an appealing topic; extending DFM to hierarchical weighted networks [59] is also interesting. We just list a few possible future directions under DFM, and there are many other possible ways to study DFM like the generality of SBM because DFM is a direct extension of SBM by releasing SBM's distribution constraint on  $A$  to any distribution. We expect that the model DFM, the algorithm DFA and the idea of perturbation analysis developed in this article will be widely studied and applied in network science.

## Acknowledgements

This research was funded by the High level personal project of Jiangsu Province [JSSCBS20211218].

## Conflict of Interest

The author declares no conflict of interest.

## Data Availability Statement

The data that support the findings of this study are available from the cor-responding author upon reasonable request.

## References

- [1] D. J. Watts, P. S. Dodds, M. E. J. Newman, *Science* **2002**, *296*, 5571 1302.
- [2] M. Girvan, M. E. J. Newman, *Proceedings of the National Academy of Sciences of the United States of America* **2002**, *99*, 12 7821.
- [3] M. E. J. Newman, *SIAM Review* **2003**, *45*, 2 167.
- [4] G. Palla, A.-L. Barabási, T. Vicsek, *Nature* **2007**, *446*, 7136 664.
- [5] A. L. Barabási, Z. N. Oltvai, *Nature Reviews Genetics* **2004**, *5*, 2 101.
- [6] R. Guimerà, L. A. N. Amaral, *Nature* **2005**, *433*, 7028 895.
- [7] D. Lusseau, M. E. J. Newman, *Proceedings of The Royal Society B: Biological Sciences* **2004**, 271.
- [8] M. E. J. Newman, *Proceedings of the National Academy of Sciences of the United States of America* **2001**, *98*, 2 404.
- [9] M. E. J. Newman, D. J. Watts, S. H. Strogatz, *Proceedings of the National Academy of Sciences of the United States of America* **2002**, *99*, 90001 2566.
- [10] E. M. Airoldi, X. Wang, X. Lin, *The Annals of Applied Statistics* **2013**, *7*, 4 2431.
- [11] P. Ji, J. Jin, *The Annals of Applied Statistics* **2016**, *10*, 4 1779.
- [12] P. Ji, J. Jin, Z. T. Ke, W. Li, *Journal of Business & Economic Statistics* **2021**, 1–32.
- [13] A. Goldenberg, A. X. Zheng, S. E. Fienberg, E. M. Airoldi, *Foundations and Trends® in Machine Learning archive* **2010**, *2*, 2 129.
- [14] P. W. Holland, K. B. Laskey, S. Leinhardt, *Social Networks* **1983**, *5*, 2 109.
- [15] B. Karrer, M. E. J. Newman, *Physical Review E* **2011**, *83*, 1 16107.

- [16] E. M. Airolidi, D. M. Blei, S. E. Fienberg, E. P. Xing, *Journal of Machine Learning Research* **2008**, 9 1981.
- [17] J. Jin, Z. T. Ke, S. Luo, *arXiv: Methodology* **2017**.
- [18] Y. Zhang, E. Levina, J. Zhu, *SIAM Journal on Mathematics of Data Science* **2020**, 2, 2 265.
- [19] K. Rohe, T. Qin, B. Yu, *Proceedings of the National Academy of Sciences of the United States of America* **2016**, 113, 45 12679.
- [20] K. Rohe, S. Chatterjee, B. Yu, *Annals of Statistics* **2011**, 39, 4 1878.
- [21] J. Lei, A. Rinaldo, *Annals of Statistics* **2015**, 43, 1 215.
- [22] J. Jin, *Annals of Statistics* **2015**, 43, 1 57.
- [23] X. Mao, P. Sarkar, D. Chakrabarti, *Journal of American Statistical Association* **2020**, 1–13.
- [24] Y. Chen, X. Li, J. Xu, *Annals of Statistics* **2018**, 46, 4 1573.
- [25] Z. Zhou, A. A. Amini, *Journal of Machine Learning Research* **2019**, 20, 47 1.
- [26] Z. Wang, Y. Liang, P. Ji, *Journal of Machine Learning Research* **2020**, 21 1.
- [27] Y. Zhao, E. Levina, J. Zhu, *Annals of Statistics* **2012**, 40, 4 2266.
- [28] A. Joseph, B. Yu, *Annals of Statistics* **2016**, 44, 4 1765.
- [29] D. S. Choi, P. J. Wolfe, E. M. Airolidi, *Biometrika* **2011**, 99, 2 273.
- [30] E. Abbe, C. Sandon, In *2015 IEEE 56th Annual Symposium on Foundations of Computer Science*. **2015** 670–688.
- [31] E. Abbe, A. S. Bandeira, G. Hall, *IEEE Transactions on Information Theory* **2015**, 62, 1 471.
- [32] B. Hajek, Y. Wu, J. Xu, *IEEE Transactions on Information Theory* **2016**, 62, 5 2788.
- [33] C. Gao, Z. Ma, A. Y. Zhang, H. H. Zhou, *Journal of Machine Learning Research* **2017**, 18, 60 1.
- [34] E. Abbe, *arXiv preprint arXiv:1703.10146* **2017**.
- [35] M. E. J. Newman, *Physical Review E* **2004**, 70, 5 56131.
- [36] A. Barrat, M. Barthélemy, R. Pastor-Satorras, A. Vespignani, *Proceedings of the National Academy of Sciences of the United States of America* **2004**, 101, 11 3747.
- [37] C. Aicher, A. Z. Jacobs, A. Clauset, *Journal of Complex Networks* **2015**, 3, 2 221.
- [38] V. Jog, P.-L. Loh, *arXiv preprint arXiv:1509.06418* **2015**.
- [39] K. Ahn, K. Lee, C. Suh, *IEEE Journal of Selected Topics in Signal Processing* **2018**, 12, 5 959.
- [40] J. Palowitch, S. Bhamidi, A. B. Nobel, *Journal of Machine Learning Research* **2018**, 18, 188 1.
- [41] M. Xu, V. Jog, P.-L. Loh, *Annals of Statistics* **2020**, 48, 1 183.
- [42] T. L. J. Ng, T. B. Murphy, *Statistical Methods and Applications* **2021**.
- [43] A. A. Amini, A. Chen, P. J. Bickel, E. Levina, *Annals of Statistics* **2013**, 41, 4 2097.
- [44] H. Qing, *Entropy* **2022**, 24, 8 1098.
- [45] W. W. Zachary, *Journal of anthropological research* **1977**, 33, 4 452.
- [46] K. E. Read, *Southwestern Journal of Anthropology* **1954**, 10, 1 1.



- [47] J. Kunegis, In *Proceedings of the 22nd international conference on world wide web*. **2013** 1343–1350.
- [48] B. Yang, W. Cheung, J. Liu, *IEEE transactions on knowledge and data engineering* **2007**, *19*, 10 1333.
- [49] H. Qing, *Scientific Reports* **2022**, *12*, 1 1.
- [50] H. Qing, *arXiv preprint arXiv:2112.04389* **2022**.
- [51] H. Qing, J. Wang, *arXiv preprint arXiv:2109.10319v3* **2022**.
- [52] T. Qin, K. Rohe, In *Advances in Neural Information Processing Systems 26*, volume 26. **2013** 3120–3128.
- [53] L. Su, W. Wang, Y. Zhang, *IEEE Transactions on Information Theory* **2019**, *66*, 1 324.
- [54] E. Abbe, C. Sandon, *Communications on Pure and Applied Mathematics* **2018**, *71*, 7 1334.
- [55] O. Guédon, R. Vershynin, *Probability Theory and Related Fields* **2016**, *165*, 3 1025.
- [56] A. A. Amini, E. Levina, *The Annals of Statistics* **2018**, *46*, 1 149.
- [57] Y. Fei, Y. Chen, *IEEE Transactions on Information Theory* **2018**, *65*, 1 551.
- [58] X. Li, Y. Chen, J. Xu, *Statistical Science* **2021**, *36*, 1 2.
- [59] V. Lyzinski, M. Tang, A. Athreya, Y. Park, C. E. Priebe, *IEEE Transactions on Network Science and Engineering* **2016**, *4*, 1 13.
- [60] J. A. Tropp, *Foundations of Computational Mathematics* **2012**, *12*, 4 389.

## A Proofs under DFM

### A.1 Proof of Proposition 1

*Proof.* By Lemma 1, since  $U = ZB$ , we have  $ZB = \tilde{Z}B$ . Let  $\tilde{\ell}$  be the  $n \times 1$  label vector obtained from  $\tilde{Z}$ , we have  $e'_i ZB = Z(i, :)B = B(\ell(i), :) = B(\tilde{\ell}(i), :)$ , which gives  $\ell(i) = \tilde{\ell}(i)$  for  $i \in [n]$ . Hence,  $Z = \tilde{Z}$ . Since  $\Omega(\mathcal{I}, \mathcal{I}) = \rho Z(\mathcal{I}, :)PZ'(\mathcal{I}, :) = \rho P = \rho \tilde{Z}(\mathcal{I}, :)P\tilde{Z}'(\mathcal{I}, :) = \rho \tilde{P}$ , we have  $P = \tilde{P}$ , and this proposition follows.  $\square$

### A.2 Proof of Lemma 1

*Proof.* Since  $\Omega = \rho ZPZ' = U\Lambda U'$  and  $U'U = I_{K_0}$ , we have  $U = \rho ZPZ'U\Lambda^{-1} = Z\rho PZ'U\Lambda^{-1}$ , i.e.,  $B = \rho PZ'U\Lambda^{-1}$ . Since  $U = ZB$ , we have  $U(\mathcal{I}, :) = Z(\mathcal{I}, :)B = B$ , which gives  $B = U(\mathcal{I}, :)$ .  $\square$

### A.3 Proof of Lemma 2

*Proof.* We apply the Theorem 1.4 (the Matrix Bernstein) of [60] to bound  $\|A - \Omega\|$ . Write this theorem below

**Theorem 2.** Consider a finite sequence  $\{X_k\}$  of independent, random, self-adjoint matrices with dimension  $d$ . Assume that each random matrix satisfies

$$\mathbb{E}[X_k] = 0, \text{ and } \|X_k\| \leq R \text{ almost surely.}$$

Then, for all  $t \geq 0$ ,

$$\mathbb{P}(\|\sum_k X_k\| \geq t) \leq d \cdot \exp\left(\frac{-t^2/2}{\sigma^2 + Rt/3}\right),$$

where  $\sigma^2 := \|\sum_k \mathbb{E}(X_k^2)\|$ .

It should be emphasized that Theorem 2 also has no constraint on the distribution of  $\{X_k\}$  as long as  $\{X_k\}$  are finite independent, random, self-adjoint matrices with expectation 0 and  $\|X_k\| \leq R$ , and this is the reason we can apply this theorem to bound  $\|\hat{A} - \Omega\|$  without violating DFM's distribution-free property. Meanwhile, the fact Theorem 2 requires  $\|X_k\| \leq R$  is the fundamental reason that we consider the assumption of the first bullet in Assumption 1.

Let  $e_i$  be an  $n \times 1$  vector with  $e_i(i) = 1$  and 0 elsewhere for  $i \in [n]$ . Set  $H = \hat{A} - \Omega$ , then  $H = \sum_{i=1}^n \sum_{j=1}^n H(i, j) e_i e_j'$ . Set  $H^{(i, j)} = H(i, j) e_i e_j'$ . Since  $\mathbb{E}[H(i, j)] = \mathbb{E}[\hat{A}(i, j) - \Omega(i, j)] = \mathbb{E}[A(i, j) + W(i, j) - \Omega(i, j)] = \mathbb{E}[A(i, j)] - \Omega(i, j) + \mathbb{E}[W(i, j)] = 0$ , we have  $\mathbb{E}[H^{(i, j)}] = 0$  and

$$\begin{aligned} \|H^{(i, j)}\| &= \|(\hat{A}(i, j) - \Omega(i, j)) e_i e_j'\| = |\hat{A}(i, j) - \Omega(i, j)| \|e_i e_j'\| = |\hat{A}(i, j) - \Omega(i, j)| \\ &= |A(i, j) + W(i, j) - \Omega(i, j)| \leq \tau. \end{aligned}$$

So  $R = \tau$  and it is finite by Assumption 1.

For the variance term  $\sigma^2 = \|\sum_{i=1}^n \sum_{j=1}^n \mathbb{E}[H^{(i, j)}(H^{(i, j)})']\|$ , since  $\mathbb{E}[H^2(i, j)] = \mathbb{E}[(\hat{A}(i, j) - \Omega(i, j))^2] = \mathbb{E}[(A(i, j) + W(i, j) - \Omega(i, j))^2] = \mathbb{E}[(A(i, j) - \Omega(i, j))^2] + 2\mathbb{E}[W(i, j)(A(i, j) - \Omega(i, j))] + \mathbb{E}[W^2(i, j)] = \text{Var}(A(i, j)) + \mathbb{E}[(W(i, j) - \mathbb{E}[W(i, j)])^2] = \text{Var}(A(i, j)) + \text{Var}(W(i, j)) \leq \gamma\rho + \sigma_W^2$  by Equation (5) and assumption 1, we have

$$\left\| \sum_{i=1}^n \sum_{j=1}^n \mathbb{E}(H^{(i, j)}(H^{(i, j)})') \right\| = \left\| \sum_{i=1}^n \sum_{j=1}^n \mathbb{E}(H^2(i, j)) e_i e_j' e_j e_i' \right\| = \left\| \sum_{i=1}^n \sum_{j=1}^n \mathbb{E}(H^2(i, j)) e_i e_i' \right\| \leq \gamma\rho n + \sigma_W^2 n.$$

So, we have  $\sigma^2 \leq \gamma\rho n + \sigma_W^2 n$ . Set  $t = \frac{\alpha+1+\sqrt{\alpha^2+20\alpha+19}}{3} \sqrt{(\gamma\rho n + \sigma_W^2 n) \log(n)}$ . By Theorem 2, we have

$$\begin{aligned} \mathbb{P}(\|H\| \geq t) &\leq n \exp\left(-\frac{t^2/2}{\sigma^2 + \frac{Rt}{3}}\right) \leq n \exp\left(-\frac{t^2/2}{(\gamma\rho n + \sigma_W^2 n) + \frac{Rt}{3}}\right) \\ &= n \exp\left(-(\alpha+1)\log(n) \cdot \frac{1}{\frac{18}{(\sqrt{\alpha+19}+\sqrt{\alpha+1})^2} + \frac{2\sqrt{\alpha+1}}{\sqrt{\alpha+19}+\sqrt{\alpha+1}} \sqrt{\frac{R^2 \log(n)}{\gamma\rho n + \sigma_W^2 n}}}\right) \\ &\leq n \exp(-(\alpha+1)\log(n)) = \frac{1}{n^\alpha}, \end{aligned}$$

where the last inequality comes from Assumption 2 such that  $\frac{18}{(\sqrt{\alpha+19}+\sqrt{\alpha+1})^2} + \frac{2\sqrt{\alpha+1}}{\sqrt{\alpha+19}+\sqrt{\alpha+1}} \sqrt{\frac{R^2 \log(n)}{\gamma\rho n + \sigma_W^2 n}} \leq \frac{18}{(\sqrt{\alpha+19}+\sqrt{\alpha+1})^2} + \frac{2\sqrt{\alpha+1}}{\sqrt{\alpha+19}+\sqrt{\alpha+1}} = 1$ . Thus, the claim follows.  $\square$

#### A.4 Proof of Theorem 1

*Proof.* First, we provide a general lower bound of  $\sigma_{K_0}(\Omega)$  under DFM, and such a lower bound is directly related to the sparsity parameter  $\rho$  and the separation parameter  $\sigma_{K_0}(P)$ .

**Lemma 3.** *Under DFM $_n(K, P, Z, \rho, \mathcal{F})$ , we have*

$$\sigma_{K_0}(\Omega) \geq \rho \sigma_{K_0}(P) n_{K_0}.$$

*Proof.* For  $\sigma_K(\Omega)$ , we have

$$\begin{aligned} \sigma_{K_0}^2(\Omega) &= \rho^2 \lambda_{K_0}(\Omega \Omega') = \rho^2 \lambda_{K_0}(Z P Z' Z P Z') = \rho^2 \lambda_{K_0}(Z' Z P Z' Z P') \geq \rho^2 \lambda_{K_0}(Z' Z) \lambda_{K_0}(P Z' Z P) \\ &= \rho^2 \lambda_{K_0}(Z' Z) \lambda_{K_0}(Z' Z P^2) \geq \rho^2 \lambda_{K_0}^2(Z' Z) \lambda_{K_0}(P^2) \geq \rho^2 \sigma_{K_0}^2(P) n_{K_0}^2, \end{aligned}$$

where we have used the fact for any matrices  $X, Y$ , the nonzero eigenvalues of  $XY$  are the same as the nonzero eigenvalues of  $YX$ .  $\square$

Since bound in Lemma 5.1 of [21] is irrelevant with distribution, we can apply Lemma 5.1 of [21] to bound  $\hat{U}$  and  $U$  without violating DFM's distribution-free property. By Lemma 5.1 of [21], there exists a  $K_0 \times K_0$  orthogonal matrix  $Q$  such that

$$\|\hat{U}Q - U\|_F \leq \frac{2\sqrt{2K_0}\|\hat{A} - \Omega\|}{\sigma_{K_0}(\Omega)}.$$

Under  $DFM(n, K_0, K, P, Z, \rho)$ , by Lemma 3, we have  $\sigma_{K_0}(\Omega) \geq \rho\sigma_{K_0}(P)\sigma_{K_0}^2(Z) = \rho\sigma_{K_0}(P)n_{K_0}$ , which gives

$$\|\hat{U}Q - U\|_F \leq \frac{2\sqrt{2K_0}\|\hat{A} - \Omega\|}{\sigma_{K_0}(P)\rho n_{K_0}}.$$

Let  $\varsigma > 0$  be a small quantity, by Lemma 2 in [28] where this lemma is also distribution-free if one has

$$\frac{\sqrt{K}}{\varsigma}\|U - \hat{U}Q\|_F\left(\frac{1}{\sqrt{n_k}} + \frac{1}{\sqrt{n_l}}\right) \leq \|B(k, :) - B(l, :)\|_F, \text{ for each } 1 \leq k \neq l \leq K, \quad (6)$$

then the clustering error  $\hat{f} = O(\varsigma^2)$ . Recall that we set  $\delta = \min_{k \neq l} \|B(k, :) - B(l, :)\|_F$  to measure the minimum center separation of  $B$ . Setting  $\varsigma = \frac{2}{\delta}\sqrt{\frac{K}{n_{\min}}}\|U - \hat{U}Q\|_F$  makes Equation (6) hold for all  $1 \leq k \neq l \leq K$ . Then we have  $\hat{f} = O(\varsigma^2) = O(\frac{K\|U - \hat{U}Q\|_F^2}{\delta^2 n_{\min}})$ . By the upper bound of  $\|\hat{U}Q - U\|_F$ , we have

$$\hat{f} = O\left(\frac{K_0 K \|\hat{A} - \Omega\|^2}{\sigma_{K_0}^2(P) \rho^2 \delta^2 n_{K_0}^2 n_{\min}}\right).$$

Especially, for the special case when  $K_0 = K$ ,  $\delta \geq \sqrt{\frac{2}{n_{\max}}}$  under DFM by Lemma 2.1 (a distribution-free lemma) of [21]. Note that, it is a challenge to obtain a positive lower bound of  $\delta$  if  $K_0 \neq K$ . Meanwhile, when  $K_0 = K$ ,  $n_{K_0} = n_{\min}$ , which gives

$$\hat{f} = O\left(\frac{K^2 \|\hat{A} - \Omega\|^2 n_{\max}}{\sigma_K^2(P) \rho^2 n_{\min}^3}\right).$$

When  $K_0 = K = O(1)$  and  $\frac{n_{\max}}{n_{\min}} = O(1)$ , the last statement of this theorem follows immediately by basic algebra. Finally, use the theoretical bound of Lemma 2 to replace  $\|\hat{A} - \Omega\|$ , and this theorem follows.  $\square$

This figure "VCH-logo.png" is available in "png" format from:

<http://arxiv.org/ps/2111.07495v2>