

Local Multi-Head Channel Self-Attention for Facial Expression Recognition

Roberto Pecoraro¹, Valerio Basile², Viviana Bono³, Sara Gallo⁴

arXiv:2111.07224v2 [cs.CV] 18 Nov 2021

Abstract

Since the Transformer architecture was introduced in 2017 there has been many attempts to bring the self-attention paradigm in the field of computer vision. In this paper we propose a novel self-attention module that can be easily integrated in virtually every convolutional neural network and that is specifically designed for computer vision, the *LHC*: Local (multi) Head Channel (self-attention). *LHC* is based on two main ideas: first, we think that in computer vision the best way to leverage the self-attention paradigm is the channel-wise application instead of the more explored spatial attention and that convolution will not be replaced by attention modules like recurrent networks were in NLP; second, a local approach has the potential to better overcome the limitations of convolution than global attention. With *LHC-Net* we managed to achieve a new state of the art in the famous FER2013 dataset with a significantly lower complexity and impact on the “host” architecture in terms of computational cost when compared with the previous SOTA.

¹Department of Computer Science, University of Turin, Italy 10124 - roberto.pecoraro@unito.it; robertopecoraro@live.com

²Department of Computer Science, University of Turin, Italy 10124 - valerio.basile@unito.it

³Department of Computer Science, University of Turin, Italy 10124 - bono@di.unito.it

⁴Department of Computer Science, University of Turin, Italy 10124 - sara.gallo@unito.it

Contents

Introduction	1
1 Related work	2
1.1 Attention	2
1.2 FER2013	3
2 <i>LHC-Net</i>	4
2.1 Architecture	4
2.2 Motivation and Analysis	5
3 Experiments	7
4 Conclusions and Future Developments	9
5 Acknowledgment	10
References	11

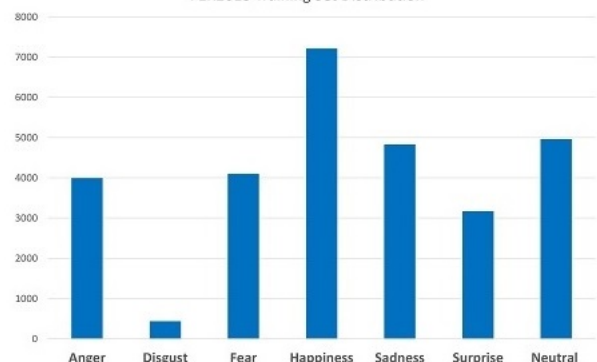
Channel (self-attention) Network. In the context of a wider research focused on the recognition of human emotions we tested *LHC-Net* on the FER2013 dataset, a dataset for facial emotion recognition [2]. FER2013 was the object of a 2013 Kaggle competition. It is a dataset composed of 35587 grey-scale 48x48 images of faces classified in 7 categories: anger, disgust, fear, happiness, sadness, surprise, neutral. The dataset is divided in a training set (28709 images), a public test set (3589 images), which we used as validation set, and a private test set (3589 images), usually considered the test set for final evaluations. FER2013 is known as a challenging dataset because of its noisy data with a relatively large number of non-face images and misclassifications. It is also strongly unbalanced, with only 436 samples in the less populated category, “Disgust”, and 7215 samples in the more populated category, “Happiness”:

Introduction

The aim of this work is to explore the capabilities of the self-attention paradigm in the context of computer vision, more in particular, in the facial expression recognition. In order to do that we designed a new channel self-attention module, the *LHC*, which is thought as a processing block to be integrated into a pre-existing convolutional architecture.

It inherits the basic skeleton of the self-attention module from the very well known *Transformer* architecture by Vaswani et al. [1] with a new design thought to improve it and adapt it as an element of a computer vision pipeline. We call the final architecture *LHC-Net*: Local (multi-)Head

FER2013 Training Set Distribution



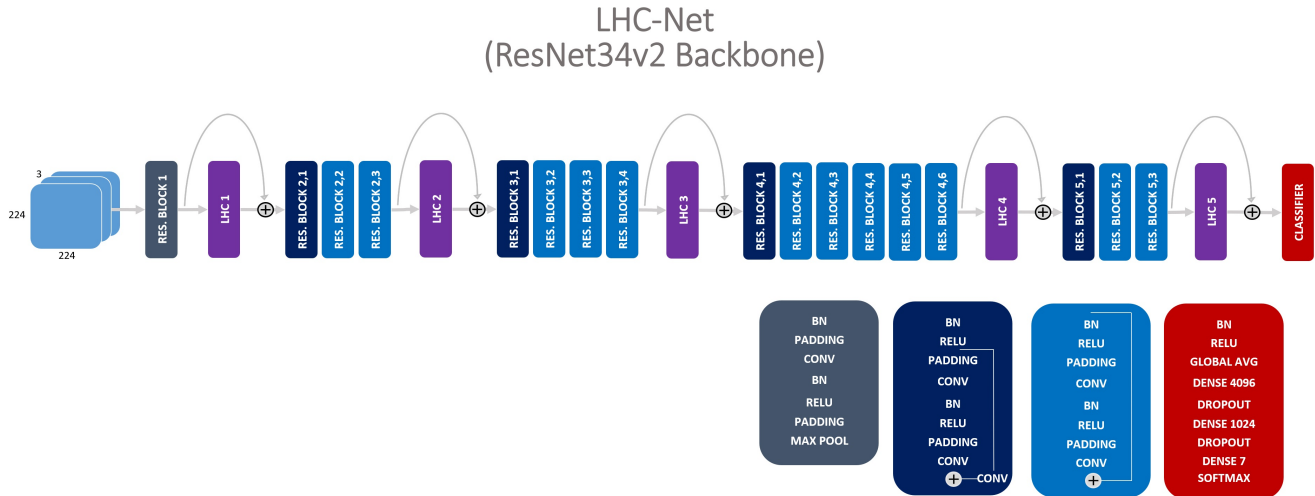


Figure 1. Five *LHC* modules integrated into a *ResNet34v2* architecture. Every module features a residual connection to obtain an easier integration, especially when pre-training is used for the backbone architecture.

LHC-Net should be generally considered as a family of neural network architectures having a backbone represented by a convolutional neural network in which one or more *LHC* modules are integrated. More specifically, in this paper, we will refer to *LHC-Net* as a *ResNet34* [3] having integrated 5 *LHC* modules as shown in Figure 1.

For this reason *LHC-Net* is a general purpose computer vision architecture since it doesn’t feature any specific solution designed for facial expression recognition.

In our experiments, *LHC-Net* achieved a classification accuracy on the private test set of FER2013 which is, to the best of our knowledge (and accordingly with the paperswithcode’s [leaderboard](#) at the time this paper is being written), the current single deep learning model state of the art both with and without test time augmentation, with a computational cost which is only a fraction of the previous *SOTA* architecture.

1. Related work

1.1 Attention

The attention paradigm became very popular in the last few years with a large variety of mechanics and implementations in both NLP and computer vision scenarios. There are two main attention paradigms: either we pay attention to the data with the idea of enhancing the most meaningful aspects or we can try to exploit the inner relationships within these aspects in order to produce a more meaningful representation of the data. The latter approach is usually called *self-attention* because in some way the data pays attention to itself.

The first approach was introduced in 2014 by Bahdanau et al. [4] and updated by Luong et al. in 2015 [5]. The proposed solutions were used in neural machine translation and integrated in a classic “seq to seq” encoder/decoder architecture in which the decoder learns what are the outputs of the encoder where to pay more attention dynamically. Self-attention was

introduced in 2017 by Vaswani et al. [1] (again for neural machine translation) and it is considered by many the greatest breakthrough technology in AI since the backpropagation was introduced in 1986 [6]. It fully replaced the previous state of the art technologies, the recurrent and convolutional networks, in NLP.

Since then there has been many attempts to bring self-attention in computer vision but, as of now, with only partial success. As opposite as the NLP case, in computer vision self-attention struggles to outperform the SOTA computer vision architectures like the classical *Inception* [7], *ResNet* [3], *VGG*, [8] etc.

In computer vision there are several type of attentions paradigms, for clarity from now on we will use the following nomenclature:

- **Global Attention:** usually it is only a module used before another model with the idea to enhance the important parts of an image and to ignore the rest of the image.
- **Spatial Attention:** the attention modules focus on single pixels or areas of the feature maps.
- **Channel Attention:** the attention modules focus on entire feature maps.
- **Self-Attention:** the attention tries to find relationships between different aspects of the data.
- **Stand-Alone Attention:** the architecture is aimed at fully replacing the convolutional blocks and defining a new processing block for computer vision based on some attention mechanism (mostly self-attention).

Xu et al. proposed a global attention module for medical image classification [9], this module pre-processes images

enhancing important areas pixel by pixel before feeding them into a standard convolutional neural network. This kind of pre-processing is thought to make more robust the following convolution processing. It could be associated to the one proposed by Jaderberg et al. [10] which attempts to compensate for the lack of rotation/scaling invariance of the convolution paradigm. The proposed module learns a sample-dependant affine transformation to be applied to images in order to make them centered and properly scaled/rotated.

The channel approach we propose in this paper, despite being relatively unexplored in our self-attention mode, is instead very popular when associated with vanilla attention. Hu et al. proposed the *SE-Net* (Squeeze and Excitation) [11], a simple and effective module which enhances the more important features of a convolutional block. Squeeze and excitation lately became a key module in the very popular *Efficient-Net* by Tan et al. [12] which set a new SOTA on several benchmark datasets. Similarly Woo et al. proposed the *CBAM* (Convolutional Block Attention Module), a sequential module composed of a spatial and a channel attention sub-modules [13]. There are other examples of channel and spatial vanilla attention: *ECA-Net* (Efficient Channel Attention) by Wang et al. [14] is a new version of Squeeze and Excitation; *SCA-CNN* (Spatial and Channel-wise attention) proposed by Chen et al. [15] combines both spatial and channel vanilla attention for image captioning. *URCA-GAN* by Nie et al. [16] is a GAN (Generative Adversarial Network) featuring a residual channel attention mechanism thought for image-to-image translation.

Channel attention wasn't used only in vanilla approaches; similarly to our architecture Fu et al., Liu et al. and Tian et al. proposed self-attention architectures [17], [18], [19] respectively for scene segmentation, feature matching between pairwise images and video segmentation. The main differences between these modules and ours are the following:

- in all of them channel attention always has a secondary role and there's always a spatial attention sub-module with a primary role
- in all of them the crucial multi-head structure is lacking
- all of them implement channel attention as a "passive" non-learning module
- none of them integrates our local spatial behavior for channel attention
- none of them integrates our dynamic scaling which is very specific of our architecture.

As opposite as channel self-attention, spatial self-attention is widely explored, in most cases with the ambitious goal of totally replacing the convolution in computer vision, just like Vaswani's Transformer made *LSTM* obsolete. Bello et al. proposed an attention-augmented convolutional network [20] in which Vaswani's self-attention is straightforwardly applied to pixels representations and integrated in a convolutional neural network.

Similarly Wu et al. proposed the Visual Transformer [21], an architecture in which many "tokens" (i.e., image sections derived from a spatial attention module) are fed into a transformer. The entire block is integrated in a convolutional network. The Visual Transformer is inspired by *ViT*, the Vision Transformer by Dosovitskiy et al. [22], *ViT* is a stand-alone spatial self-attention architecture in which the transformer's inputs are patches extracted from the tensor image. Previous attempts to implement stand-alone spatial attention were done by Ramachandran et al. [23] and Parmar et al. [24]. Spatial self-attention was also used in GANs by Zhang et al. with their *SAGAN* (Self-Attention Generative Adversarial Network) [25].

More recently Liu et al. and Dai et al. proposed other two spatial stand-alone self-attention architectures, respectively the Swin Transformer [26] and the *CoAtNet* [27] (depthwise Convolution and self-Attention). We can think at stand-alone architectures as attempts of rethinking convolution and replace it in a way able to address its limitations. Many improvements of convolution were proposed, mainly to make them invariant for more general transformations than translations, such as the Deep Symmetry Network proposed by Gens et al. [28] or the Deformable Convolutional Network by Dai et al. [29].

Both *ViT* and *CoAtNet* can be considered the current state of the art on Imagenet but they outperform Efficient Net by only a very small margin [30] and at the price of a complexity up to 30x and of a pre-training on the prohibitive JFT-3B dataset containing 3 billions of images.

These are good reasons for considering convolution not yet fully replaceable by self-attention in computer vision. But the main reason we didn't pursue the goal of a stand-alone architecture is that we don't believe in the main assumption spatial self-attention is based on in computer vision. Self-attention had a great success in NLP because it eventually exploited the inner relationships between the words in a phrase which sequential approaches were not able to model effectively. Every word in a sentence has a strong well defined relationship with any other word in that phrase, and they finally form a complex structure composed of these relationships. But, for instance, if we take a picture of a landscape we see no reason to believe that such a relationship could exist between a rock on the ground and a cloud in the sky or, even more extremely, between two random pixels, at least not in the same way the subject of a phrase is related to its verb. On the other hand this observation does not hold for the features extracted from a picture, and the best way we know, so far, to extract features from a picture is convolution. These are the main reasons we decided to further explore channel self-attention in synergy with convolution, not as a stand-alone solution.

1.2 FER2013

As mentioned before FER2013 is a challenging dataset for facial expressions recognition. As reported by Goodfellow et al. even human accuracy on FER2013 is limited to $65 \pm 5\%$

[2]. Tang et al. [2] successfully used linear support vector machines reaching 71.16% accuracy. Minaee et al. achieved 70.02% accuracy using a convolutional neural network augmented with a global spatial attention module [31]. Pramerdorfer et al. experimented several architectures on FER2013 reaching 71.6% accuracy with *Inception*, 72.4% with *ResNet* and 72.7% with *VGG* [32]. Khanzada et al. managed to achieve 72.7% accuracy with *SE-ResNet50* and 73.2% with *ResNet50* [33]. Khairuddin et al. reached 73.28% accuracy using *VGG* with a specific hyper-parameters fine tuning [34]. Pham et al. designed the *ResMaskingNet* which is a *ResNet* backbone augmented with a spatial attention module based on the popular *U-Net*, a segmentation network mostly used in medical image processing. *ResMaskingNet* achieves the remarkable accuracy of 74.14%. Pham et al. also reported that an ensemble of 6 convolutional neural networks, including *ResMaskingNet*, reaches 76.82% accuracy [35].

2. LHC-Net

As already mentioned and shown in Figure 1 our *LHC* module can be integrated in virtually any existing convolutional architecture, including of course *AlexNet* [36], *VGG* [8], *Inception* [7] and *ResNet* [3].

In this section we will give a detailed mathematical definition of *LHC* as shown in Figure 2, starting from a generic tensor and forward propagating it through the entire architecture.

2.1 Architecture

We first need to define the model hyper-parameters: let $n \in \mathbb{N}^+$ be the number of local heads, $s \in \mathbb{N}^+$ the kernel size of the convolution we will use to process the value tensor, $p \in \mathbb{N}^+$ the pool size used in average pooling and max pooling blocks, $d \in \mathbb{N}^+$ the embedding dimension of every head and $g \in \mathbb{R}^{\geq 0}$ a constant we will need in the dynamic scaling module.

Let $\mathbf{x} \in \mathbb{R}^{H,W,C}$ be a generic input tensor, where H , W and C are respectively the height, width and number of channels, with the constraint that $H \times W$ must be divisible by n .

We define \mathbf{Q} , \mathbf{K} and \mathbf{V} as follows:

$$\mathbf{Q} = \text{AvgPool}_{p,1}(\mathbf{x}) \in \mathbb{R}^{H,W,C} \quad (1)$$

$$\mathbf{K} = \text{MaxPool}_{p,1}(\mathbf{x}) \in \mathbb{R}^{H,W,C} \quad (2)$$

$$\mathbf{V} = \text{AvgPool}_{3,1}(2\text{D-Conv}_{s,1}(\mathbf{x})) \in \mathbb{R}^{H,W,C} \quad (3)$$

where the pooling operators subscripts are respectively the pool size and the stride and the convolution operator subscripts are respectively the kernel size and the stride.

Now we want to split the tensors \mathbf{Q} , \mathbf{K} and \mathbf{V} into n horizontal slices and reshape the resulting tensors as follows: $\forall h = 1, \dots, n$

$$\mathbf{q}_h = [\text{SplitHeads}(\mathbf{Q})]_h \in \mathbb{R}^{C,(H \times W)/n} \quad (4)$$

$$\mathbf{k}_h = [\text{SplitHeads}(\mathbf{K})]_h \in \mathbb{R}^{C,(H \times W)/n} \quad (5)$$

$$\mathbf{v}_h = [\text{SplitHeads}(\mathbf{V})]_h \in \mathbb{R}^{C,(H \times W)/n} \quad (6)$$

Every head is deputed to process a triplet $(\mathbf{q}_h, \mathbf{k}_h, \mathbf{v}_h)$ then we have n separate fully connected layers with linear output and weights/biases: $\mathbf{w}_{1,h} \in \mathbb{R}^{(H \times W)/n, d}$, $\mathbf{b}_{1,h} \in \mathbb{R}^d$.

Queries and keys will share the same dense blocks resulting in n embeddings as follows:

$$\tilde{\mathbf{q}}_h^{i,j} = \sum_{t=1}^{(H \times W)/n} q_h^{i,t} w_{1,h}^{t,j} + b_{1,h}^j \in \mathbb{R} \quad (7)$$

$$\tilde{\mathbf{k}}_h^{i,j} = \sum_{t=1}^{(H \times W)/n} k_h^{i,t} w_{1,h}^{t,j} + b_{1,h}^j \in \mathbb{R} \quad (8)$$

$$\forall h = 1, \dots, n$$

$$\forall i = 1, \dots, C$$

$$\forall j = 1, \dots, d$$

Or, more shortly (from now on we will omit the head logic quantifier):

$$\tilde{\mathbf{q}}_h = \mathbf{q}_h \cdot \mathbf{w}_{1,h} + \mathbf{b}_{1,h} \in \mathbb{R}^{C,d} \quad (9)$$

$$\tilde{\mathbf{k}}_h = \mathbf{k}_h \cdot \mathbf{w}_{1,h} + \mathbf{b}_{1,h} \in \mathbb{R}^{C,d} \quad (10)$$

Now we can compute the attention scores through usual transposition and matrix product:

$$\mathbf{S}_h = \tilde{\mathbf{q}}_h \cdot \tilde{\mathbf{k}}_h^T \in \mathbb{R}^{C,C} \quad (11)$$

Dynamic scaling produces a channel-wise learned scaling (not dependent from heads) through averaging the scores and passing them through another fully connected layer with sigmoid activation and weights/biases $\mathbf{w}_2 \in \mathbb{R}^{C,C}$, $\mathbf{b}_2 \in \mathbb{R}^C$:

$$\tilde{\mathbf{S}}_h = \text{Mean}_{dim=2}(\mathbf{S}_h) \in \mathbb{R}^C \quad (12)$$

$$T_h^i = \text{Sig} \left(\sum_{t=1}^C \tilde{S}_h^t w_2^{t,i} + b_2^i \right) \in \mathbb{R} \quad \forall i = 1, \dots, C \quad (13)$$

$$N_h^{i,j} = \frac{S_h^{i,j}}{d^{(g+T_h^i)}} \in \mathbb{R} \quad \forall i, j = 1, \dots, C \quad (14)$$

$$\mathbf{W}_h = \text{Softmax}_{dim=2}(\mathbf{N}_h) \in \mathbb{R}^{C,C} \quad (15)$$

where \mathbf{T}_h is the tensor of the scaling factors, \mathbf{N}_h the tensor of the normalized attention scores and \mathbf{W}_h the final attention weights associated with the head h .

Now we can compute the final attention tensor for head h very straightforwardly:

$$\mathbf{A}_h = \mathbf{W}_h \cdot \mathbf{v}_h \in \mathbb{R}^{C,(H \times W)/n} \quad (16)$$

and using simple transpose, reshape and concatenation operators we can compose the output \mathbf{y} by assembling the n heads:

$$\mathbf{y} = \text{SplitHeads}^{-1}([\mathbf{A}_1, \mathbf{A}_2, \dots, \mathbf{A}_n]) \in \mathbb{R}^{H,W,C} \quad (17)$$

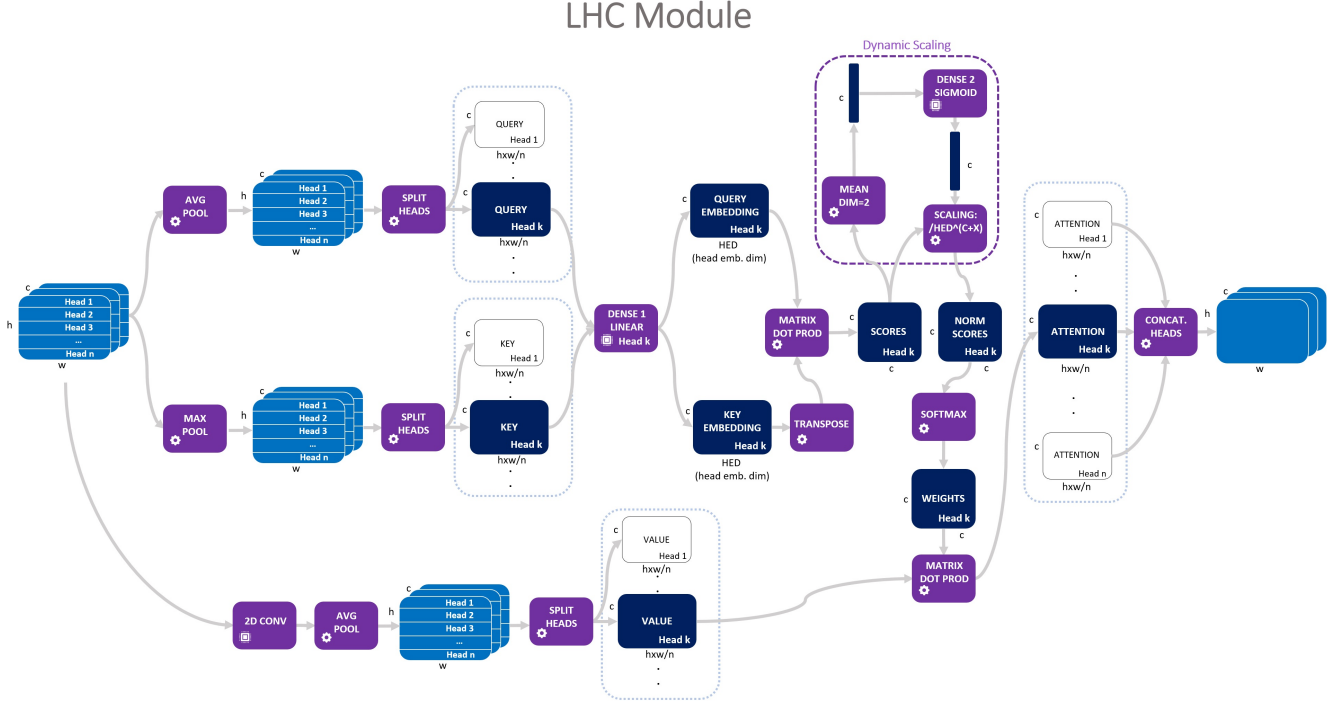


Figure 2. The *LHC* module in its more general multi-head form. Image tensors of shape $H \times W \times C$ are in pale blue, when reshaped/processed they are in dark blue. The processing units are in violet.

2.2 Motivation and Analysis

Channel Self-Attention

We already explained the main reasons behind our choice of channel-wise self-attention. We can summarize them as follows:

- spatial attention in computer vision strongly relies on the main assumption that a relationship between single pixels or areas of an image exists. This assumption is not self-evident or at least not as evident as the relationship between words in a phrase spatial attention is inspired by
- all attempts to pursue spatial self-attention in computer vision (especially in stand-alone mode) gained only minor improvements over previous state of the art architectures and, most of the times, at the price of an unreasonably higher computational cost and a prohibitive pre-training on enormous datasets
- much more simple and computationally cheaper approaches, like Squeeze and Excitation in *Efficient Net*, are already proven to be very effective without the need to replace convolution

Dynamic Scaling

In Vaswani’s *Transformer* the scaling is static and constant among the sequence. Equation (14) becomes:

$$\mathbf{N} = \frac{\mathbf{S}}{\sqrt{d}}$$

The idea behind our dynamic scaling is to exploit the following behavior of Softmax function. Given a non constant vector $\mathbf{x} \in \mathbb{R}^n$ and a positive constant $\alpha > 0$ it results:

$$\lim_{\alpha \rightarrow +\infty} \frac{e^{\alpha x_i}}{\sum_{j=1}^n e^{\alpha x_j}} = \begin{cases} 1, & \text{if } x_i = \max(\mathbf{x}) \\ 0, & \text{otherwise} \end{cases} \quad (18)$$

$$\lim_{\alpha \rightarrow 0^+} \frac{e^{\alpha x_i}}{\sum_{j=1}^n e^{\alpha x_j}} = \frac{1}{\sum_{j=1}^n 1} = \frac{1}{n} \quad (19)$$

$$\frac{e^{x_{i_1}}}{\sum_{j=1}^n e^{x_j}} < \frac{e^{x_{i_2}}}{\sum_{j=1}^n e^{x_j}} \Leftrightarrow \frac{e^{\alpha x_{i_1}}}{\sum_{j=1}^n e^{\alpha x_j}} < \frac{e^{\alpha x_{i_2}}}{\sum_{j=1}^n e^{\alpha x_j}} \quad (20)$$

These equations imply that we can multiply a logits vector \mathbf{x} by a positive constant α without altering its softmax ranking (equation (20)) and if α is small the softmax resulting vector approximates an arithmetic average (equation (19)), if it is large it will be close to a one-hot vector valued 1 on the max of \mathbf{x} and 0 otherwise (equation (18)). In other words the

dynamic scaling module learns how complex the new feature maps must be. If the α associated to a given new feature map is large this feature map will be a strict selection of old feature maps, if it is small the new feature map will be a more complex composition of old feature maps involving a greater number of them.

Shared Linear Embedding and Convolution

A shared linear layer was already explored by Woo et al. with their *CBAM* vanilla attention architecture [13]. Our idea is exploiting the “self” nature of our attention mechanism. Using Vaswani’s terminology self-attention means that the query, key and value originate from the same tensor. We decided to leverage this aspect and save some complexity by first differentiating query and key respectively with average and max pooling in order to enhance different scale aspects of the input and then feeding them into a single shared linear embedding layer. Dense mapping is also helped by the big dimensionality reduction due to head splitting.

On the other hand we used global convolution for the entire value tensor in order to preserve the bi-dimensional structure of the data.

Local Multi-Head

In the original *Transformer* the multi-head structure is a concatenation of blocks all processing the same input. Voita et al. [37] analyzed the *Transformer* and found a surprising redundancy in the representation offered by different heads: pruning 44 out of 48 heads from the *Transformer*’s encoder block results only in a residual performance drop. Only 4 heads (8%) were necessary to maintain a performance very close to the one of the entire architecture. We tried to perform a similar evaluation for the *LHC-Net* by simply “switching off” *LHC* blocks and by “de-training” them (i.e., set the weights and biases of *LHC* blocks at the initialization status, before training). In our case it was feasible to just switch off or de-train the new blocks without any further training because the entire *ResNet* backbone of the network was pre-trained and already able to deliver a very high performance. With this approach we found that at least 16 heads out of 31 (52%) were necessary, more precisely the first 2 *LHC* blocks.

We further analyzed this behavior and in order to make another comparison we trained a standard *Transformer* encoder block as a simple classifier for a NLP classification problem reaching a very high accuracy, then we evaluated the model by simple correlation between the output of the heads and found a correlation between heads up to 93%. As a comparison our architecture had a correlation between heads of 63%.

There are many attempts to improve the attention mechanism of the *Transformer*. Cordonnier et al. tried to address the redundancy issue with a modified multi-head mechanism [38]. Sukhbaatar et al. proposed a modified *Transformer* with an adaptive attention span [39].

More similarly to our local approach India et al. proposed a multi-head attention mechanism for speaker recognition in which every head processes a different section of the input [40]. There are two main differences with our approach (other than application field and implementation details):

- Their approach is not designed for self-attention
- Their local processing units are used at a later stage. They directly calculate local attention weights from embeddings (scalar output with softmax activation). Our local processing units calculate the initial embeddings (high dimension output with linear activation)

The ideas behind local heads are mainly three:

- Local heads have the advantage of working at a much lower dimension. Detecting a pattern of few pixels is harder if the input includes the entire feature map
- Splitting the images in smaller parts gives to local heads the ability to build new feature maps considering only the important parts of the old maps. There’s no reason to compose feature maps in their entirety when only a small part is detecting an interesting feature. Local heads are able to add a feature map to a new feature map only if the original map is activated by a pattern and only around that pattern, avoiding then to add not useful informations
- Local heads seem to be more efficient in terms of parameters allocation

We experimentally found the performance positively correlated with the number of heads but we also tried to give a qualitative explanation of the third observation by designing a concrete example. Let’s say we have n feature maps as output of the previous convolution block and that the optimal composition of those maps includes a combination of 2 of them, the i^{th} and the j^{th} , in the k^{th} target feature map. In order to learn this pattern, using equations (9) and (10) (omitting the biases), a single global head must map:

$$\begin{aligned}\tilde{\mathbf{q}} &= \mathbf{q} \cdot \mathbf{w}_1 \in \mathbb{R}^{C,d} \\ \tilde{\mathbf{k}} &= \mathbf{k} \cdot \mathbf{w}_1 \in \mathbb{R}^{C,d}\end{aligned}$$

in such a way that $\tilde{\mathbf{q}}_k$ and $\tilde{\mathbf{k}}_i$ must be collinear in order to produce a high attention score in the k^{th} target feature for the i^{th} old feature map by dot product. The same for $\tilde{\mathbf{q}}_k$ and $\tilde{\mathbf{k}}_j$. To summarize we have 3 vectors that need to be mapped in other 3 vectors linked by 2 constraint rules. In total we have $3(HW + d)$ dimensions or $3(HWd)$ relationships subject to 2 constraints to be modeled. To do that with the embedding linear layer we have a matrix $\mathbf{w} \in \mathbb{R}^{H \times W \times d}$, equivalent to HWd

free parameters. So we have:

$$G1 = \frac{HWd}{3(HW+d)2} \quad (21)$$

$$G2 = \frac{HWd}{3(HWd)2} = \frac{1}{6} \quad (22)$$

where $G1$ is the number of free parameters for dimension for every constraint and $G2$ is the number of free parameters for relationship for every constraint. We see them as qualitative measures of the efficiency of the global single head. Now we want to calculate them in the case of n local heads. The difference is that local heads works only on fractions of the entire input tensor, so we have to take into account where the i^{th} and the j^{th} filters are eventually activated. For a given section of the input tensor there are 3 cases: only one of them could be activated in that area, both of them or none of them. We call A the number of sections with 1 possible activation, B the number of sections with 2 possible activations and C the number of sections with no possible activations. It results:

$$A + B + C = n$$

but this time $w_{1,h} \in \mathbb{R}^{(H \times W)/n, d}$, hence we have:

$$L1 = \left(A \frac{\frac{HW}{n}d}{2(\frac{HW}{n}+d)} + B \frac{\frac{HW}{n}d}{3(\frac{HW}{n}+d)2} \right) / (A+B) \quad (23)$$

$$\begin{aligned} L2 &= \left(A \frac{\frac{HW}{n}d}{2(\frac{HW}{n}d)} + B \frac{\frac{HW}{n}d}{3(\frac{HW}{n}d)2} \right) / (A+B) \\ &= \left(\frac{A}{2} + \frac{B}{6} \right) / (A+B) \end{aligned} \quad (24)$$

We have immediately:

$$\begin{aligned} L2 > G2 &\Leftrightarrow \\ \left(\frac{A}{2} + \frac{B}{6} \right) / (A+B) &> \frac{1}{6} \Leftrightarrow A > 0 \end{aligned}$$

Or more shortly:

$$L2 \geq G2 \quad (25)$$

$$L2 = G2 \Leftrightarrow A = 0 \quad (26)$$

if the i^{th} and the j^{th} filters are possibly activated in every section of the input tensor local multi-head is equivalent to global single head in terms of efficiency and effectiveness, but a single section of the input tensor with only one possible activation is enough to make local multi-head more effective.

If we decide to consider the dimensions ($L1$ and $G1$ measures instead of $L2$ and $G2$) the calculation is more complicated; to make it easier let's make some basic assumptions. Let's consider the hyper-parameters settings of the actual first two blocks of our *LHC-Net*, where $d = \frac{HW}{2n}$ and $n = 8$. We have:

$$L1 > G1 \Leftrightarrow$$

$$\frac{\left(A \frac{\frac{HW}{n}d}{2(\frac{HW}{n}+d)} + B \frac{\frac{HW}{n}d}{2(\frac{HW}{n}+d)3} \right)}{(A+B)} > \frac{HWd}{3(HW+d)2} \Leftrightarrow$$

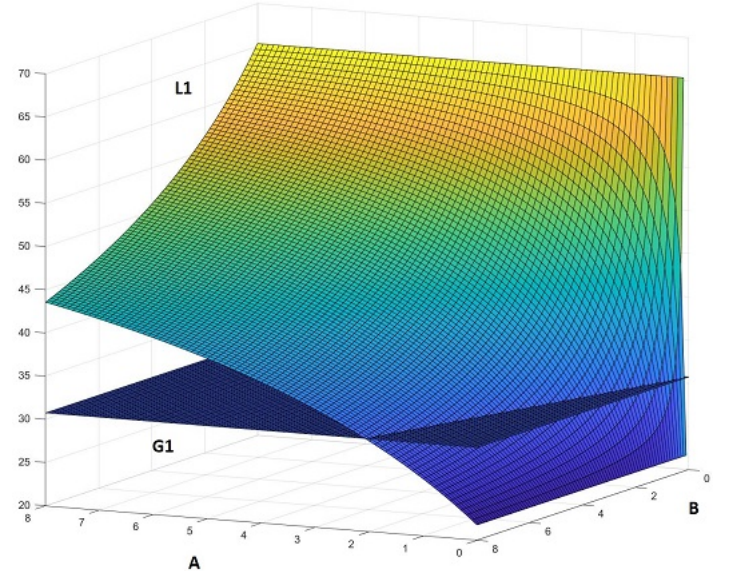
$$\left(A \frac{\frac{1}{n}}{2\frac{HW}{n}(1+\frac{1}{2})} + B \frac{\frac{1}{n}}{6\frac{HW}{n}(1+\frac{1}{2})} \right) > \frac{A+B}{6HW(1+\frac{1}{2n})} \Leftrightarrow$$

$$\left(A \frac{1}{2(1+\frac{1}{2})} + B \frac{1}{6(1+\frac{1}{2})} \right) > \frac{A+B}{6(1+\frac{1}{16})} \Leftrightarrow$$

$$\left(\frac{A}{3} + \frac{B}{9} \right) > \frac{16A+16B}{102} \Leftrightarrow$$

$$(3A+B) > \frac{144A+144B}{102} \Leftrightarrow A > 0.26B$$

In this case the combinations $A = 0, B = 8$ and $A = 1, B = 7$ give an advantage to global single head. Every other possible combination do the opposite as shown in this figure:



It appears clear that local heads have an advantage over global heads in any real-world application. For example in FER2013 it is unlikely that a feature extracted from a face could appear anywhere in the picture. For example eyebrows will be almost always in the upper section of the picture.

This, of course, has not the ambition to be a rigorous proof of the goodness of local heads over global head, it is only a qualitative analysis giving an encouraging view.

3. Experiments

As mentioned we mainly focused on using *LHC* in conjunction with a pre-trained backbone, the *ResNet34v2*. The training process consisted in training a *ResNet34v2* (with Imagenet pre-training initialization) on FER2013, then adding 5 *LHC* modules as shown in Fig.1 and further training the entire architecture. The Idea was designing modules with a small

impact on the “host” network similarly at the approach of the Squeeze and Excitation modules [11]. In other words our main goal was to test the ability of *LHC* to give an extra performance boost to an existing good performing model. Secondly we also tested *LHC-Net* as a stand-alone model trained (only Imagenet pre-training of the *ResNet* part) from scratch and we obtained limited but very good results. In this section we will discuss the details of our training protocol and the experimental results.

Setup

We rescaled the FER2013 images to 224x224 and converted them to RGB in order to match the resolution of Imagenet and make them compatible with the pre-trained *ResNet*. For rescaling we used bilinear interpolation. Then, in order to save RAM memory, we stored the entire training set as jpeg images accepting some neglectable quality loss and used TensorFlow Image Data Generator to feed the model during training. Saving images in jpeg format implies two different quality losses: the jpeg compression itself and the need to approximate the tensor images to be uint8 (bilinear interpolation in rescaling generate non integer values). To do that the tensors could be rounded or truncated. Considering that truncation is only a rounding with the input shifted of 0.5 and that this shifting makes the training set in FER2013 better matching the validation and test set average pixel value we proceeded with raw truncation.

The implementation details of *ResNet* are reported in Fig.1 and the model parameters of the 5 *LHC* blocks are the following:

Block	Heads	Dim	Pool	Scale	Ker
<i>LHC1</i>	8	196	3	1	3
<i>LHC2</i>	8	196	3	1	3
<i>LHC3</i>	7	56	3	1	3
<i>LHC4</i>	7	14	3	1	3
<i>LHC5</i>	1	25	3	1	3

We trained the model in a sequential mode with 3 training stages, using standard crossentropy loss, varying the data augmentation protocol, the batch size and the optimizer at every stage. Early stopping is performed on validation set.

Stage1:

Optimizer	Adam, lr = 0.0001
Batch Size	48
Patience	30 epochs
Augmentation	30 deg. rot.

Stage2:

Optimizer	SGD, lr = 0.01
Batch Size	64
Patience	10 epochs
	10 deg. rot.
Augmentation	0.1 h/v shift
	0.1 zoom

Stage3:

Optimizer	SGD, lr = 0.01
Batch Size	64
Patience	5 epochs
Augmentation	-

At this point we have our *ResNet* ready to be augmented and further trained. We used a very simple training protocol.

Stage 4 (*LHC* training):

Optimizer	SGD, lr = 0.01
Batch Size	64
Patience	3 epochs
Augmentation	-

We observed in some cases, depending on the *LHC* initialization, that the added modules are somehow “rejected” by the host network and the training struggles to converge, in one case it totally diverged. It happened in a minority of the total attempts but to perform the following evaluations we kept only the models whose training loss was less than the starting *ResNet* training loss plus an extra 10% to take into account the augmented complexity of the model.

To evaluate *LHC* we first applied stage 4 to the single best *ResNet34* model we managed to achieve (with stages 1, 2 and 3), varying the data generator seed, without *LHC* modules (set *A*). Then, starting from the same base network we augmented it with *LCH* modules and trained it using the same protocol. We tried a small number of trainings with a variety of model parameters (keeping the data generator seed fixed) and clearly detected a neighbourhood of settings appearing to work well (set *B*). At this point we trained several other models with the best promising parameters setting varying the generator seed (set *C*). We then compared the set *A* with the set $B \cup C$.

We also considered a minor variation of *LHC-Net*. We tried to exploit the analysis on the 5 modules we discussed in the previous section showing the last modules playing a minor role and trained 5 weights, limited by hyperbolic tangent, for every residual sum shown in Fig.1. We manually initialized this 5 weights by setting them as follows: $a_1 = \text{tansig}(0)$, $a_2 = \text{tansig}(0)$, $a_3 = \text{tansig}(0)$, $a_4 = \text{tansig}(-1)$, $a_5 = \text{tansig}(-0.5)$ with the idea of limiting the impact of the last 2 modules. We call it *LHC-NetC*. Accordingly with the original Kaggle rules and with almost all evaluation protocols in literature only the private test set was used for final evaluations (public test set performance also appeared to be not well correlated with neither training nor private test performances). For comparison with *ResNet* we didn’t use test time augmentation (TTA). We used TTA only for final evaluation and comparison with other models in literature. Our TTA protocol is totally deterministic; we first used a sequence of transformations involving horizontal flipping, ± 10 pixels horizontal/vertical shifts and finally ± 0.4 radians rotations, in this order. We use rotation after shifting to combine their

effect. Rotating first puts the images in only 9 spots, which becomes 25 if we shift first. At this point we used a second batch of transformations involving horizontal flipping, 10% zoom and again ± 0.4 radians rotations. Finally we weighted the no-transformation inference 3 times the weight of others inferences.

Results

Model	Top 40%	Top 40% w/o best	Top 25%	Top 25% w/o best	Best
<i>ResNet34v2</i>	72.69%	72.65%	72.75%	72.69%	72.81%
<i>LHC-Net</i>	72.89%	72.77%	73.02%	72.83%	73.39%
<i>LHC-NetC</i>	73.04%	72.79%	73.21%	72.89%	73.53%

LHC-Net was able to consistently outperform our best performing *ResNet34v2*, both on average and on peak result. Note that the average is not dramatically affected by peak result. Removing peak results does not alter the average qualitative evaluation.

Model	Accuracy	TTA	Params	Att
<i>BoW Repr.</i> [2]	67.48%	no	-	-
Human [2]	70%	no	-	-
<i>CNN</i> [31]	70.02%	no	-	-
<i>VGG19</i> [35]	70.80%	yes	143.7M	-
<i>EffNet</i> [35]*	70.80%	yes	9.18M	-
<i>SVM</i> [2]	71.16%	no	-	-
<i>Inception</i> [32]	71.60%	yes	23.85M	-
<i>Incep.v1</i> [35]*	71.97%	yes	5M	-
<i>ResNet34</i> [32]	72.40%	yes	27.6M	-
<i>ResNet34</i> [35]	72.42%	yes	27.6M	-
<i>VGG</i> [32]	72.70%	yes	143.7M	-
<i>SE-Net50</i> [33]	72.70%	yes	27M	5.18%
<i>Incep.v3</i> [35]*	72.72%	yes	23.85M	-
<i>ResNet34v2</i>	72.81%	no	27.6M	-
<i>BAMRN50</i> [35]*	73.14%	yes	24.07M	1.62%
<i>Dense121</i> [35]	73.16%	yes	8.06M	-
<i>ResNet50</i> [33]	73.20%	yes	25.6M	-
<i>ResNet152</i> [35]	73.22%	yes	60.38M	-
<i>VGG</i> [34]	73.28%	yes	143.7M	-
<i>CBAMRN50</i> [35]	73.39%	yes	28.09M	9%
<i>LHC-Net</i>	73.39%	no	32.4M	14.8%
<i>LHC-NetC</i>	73.53%	no	32.4M	14.8%
<i>ResNet34v2</i>	73.92%	yes	27.6M	-
<i>RM-Net</i> [35]	74.14%	yes	142.9M	80.7%
<i>LHC-NetC</i>	74.28%	yes	32.4M	14.8%
<i>LHC-Net</i>	74.42%	yes	32.4M	14.8%

* these models are reported in the GitHub repository associated with the referenced paper, not directly into the paper.

There are some key points emerging from this analysis:

- *ResNet34* is confirmed to be the most effective architecture on FER2013, especially its v2 version. In our experiments raw *ResNet34* trained with the multi-stage protocol and inferenced with TTA reaches an accuracy not distant from the previous SOTA (*ResMaskingNet*)
- heavy architectures seem not able to outperform more simple models on FER2013
- *LHC-Net* has the top accuracy both with and without TTA
- *LHC-NetC* outperforms *LHC-Net* but is outperformed when TTA is used
- more importantly, *LHC-Net* outperforms the previous SOTA with less than one fourth of its free parameters and the impact of the LHC modules on the base architecture is much lower (less than 15% VS over 80%) and it is close to other attention modules like *CBAM/BAM/SE*

As mentioned we limitedly experimented stand-alone training as well with very good results. We trained in parallel, using the same data generator seeds and the same multi-stage protocol, both *LHC-Net* and *ResNet34v2*. In both models the *ResNet34v2* was initialized with Imagenet pre-trained weights. It resulted that *LHC-Net* consistently outperformed *ResNet34v2* at the end of every training stage. It is a limited but very encouraging result.

4. Conclusions and Future Developments

Attention, in its every form and shape, is a powerful idea and, despite its impact on computer vision might be not as revolutionary as on NLP, it is still proven to be an important, sometimes decisive, tool.

In particular we designed a novel local multi-head channel self-attention module, the *LHC*, and it contributed proving that channel self-attention, in synergy with convolution, could be a functioning paradigm by setting a new state of the art on the well known FER2013 dataset. We also proved that self-attention works well as a small attention module intended as a booster for pre-existing architectures, like other famous vanilla attention modules as *CBAM* or Squeeze and Excitation.

The future research on this architectures will include many aspects:

- testing *LHC* on other, more computational intensive, scenarios like the Imagenet dataset
- testing *LHC* with other backbone architectures and with a larger range of starting performances (not only peak performances)

- we did not optimize the general topology of *LHC-Net* and the model hyper-parameters of the attention blocks are hand-selected with only a few attempts. There's evidence that both the 5 blocks topology and hyper-parameters might be sub-optimal
- further research on the stand-alone training mode will be necessary
- normalization blocks before and after the *LHC* blocks should be better evaluated in order to mitigate the divergence issue mentioned in the previous section
- a second convolution before the residual connection should be considered to mimic the general structure of the original *Transformer*
- a better head splitting technique could be key in the future research. The horizontal splitting we used was only the most obvious way to do it but not necessarily the most effective. Other approaches should be evaluated. For example learning the optimal areas through spatial attention

The main results of this paper are replicable by cloning the repository and following the instructions available at: https://github.com/Bodhis4ttva/LHC_Net

5. Acknowledgment

We would like to express our deepest appreciation to Dr. Carmen Frasca for her crucial support to our research. We would also like to extend our sincere thanks to Dr. Luan Pham and Valerio Coderoni for their helpfulness and kindness.

References

- [1] Ashish Vaswani, Noam Shazeer, Niki Parmar, Jakob Uszkoreit, Llion Jones, Aidan N Gomez, Łukasz Kaiser, and Illia Polosukhin. Attention is all you need. In *Advances in neural information processing systems*, pages 5998–6008, 2017.
- [2] Ian J Goodfellow, Dumitru Erhan, Pierre Luc Carrier, Aaron Courville, Mehdi Mirza, Ben Hamner, Will Cukierski, Yichuan Tang, David Thaler, Dong-Hyun Lee, et al. Challenges in representation learning: A report on three machine learning contests. In *International conference on neural information processing*, pages 117–124. Springer, 2013.
- [3] Kaiming He, Xiangyu Zhang, Shaoqing Ren, and Jian Sun. Deep residual learning for image recognition. In *Proceedings of the IEEE conference on computer vision and pattern recognition*, pages 770–778, 2016.
- [4] Dzmitry Bahdanau, Kyunghyun Cho, and Yoshua Bengio. Neural machine translation by jointly learning to align and translate. *arXiv preprint arXiv:1409.0473*, 2014.
- [5] Minh-Thang Luong, Hieu Pham, and Christopher D Manning. Effective approaches to attention-based neural machine translation. *arXiv preprint arXiv:1508.04025*, 2015.
- [6] David E Rumelhart, Geoffrey E Hinton, and Ronald J Williams. Learning representations by back-propagating errors. *nature*, 323(6088):533–536, 1986.
- [7] Christian Szegedy, Wei Liu, Yangqing Jia, Pierre Sermanet, Scott Reed, Dragomir Anguelov, Dumitru Erhan, Vincent Vanhoucke, and Andrew Rabinovich. Going deeper with convolutions. In *Proceedings of the IEEE conference on computer vision and pattern recognition*, pages 1–9, 2015.
- [8] Karen Simonyan and Andrew Zisserman. Very deep convolutional networks for large-scale image recognition. *arXiv preprint arXiv:1409.1556*, 2014.
- [9] Linchuan Xu, Jun Huang, Atsushi Nitanda, Ryo Asaoka, and Kenji Yamanishi. A novel global spatial attention mechanism in convolutional neural network for medical image classification. *arXiv preprint arXiv:2007.15897*, 2020.
- [10] Max Jaderberg, Karen Simonyan, Andrew Zisserman, et al. Spatial transformer networks. *Advances in neural information processing systems*, 28:2017–2025, 2015.
- [11] Jie Hu, Li Shen, and Gang Sun. Squeeze-and-excitation networks. In *Proceedings of the IEEE conference on computer vision and pattern recognition*, pages 7132–7141, 2018.
- [12] Mingxing Tan and Quoc Le. Efficientnet: Rethinking model scaling for convolutional neural networks. In *International Conference on Machine Learning*, pages 6105–6114. PMLR, 2019.
- [13] Sanghyun Woo, Jongchan Park, Joon-Young Lee, and In So Kweon. Cbam: Convolutional block attention module. In *Proceedings of the European conference on computer vision (ECCV)*, pages 3–19, 2018.
- [14] Qilong Wang, Banggu Wu, Pengfei Zhu, Peihua Li, Wangmeng Zuo, and Qinghua Hu. Eca-net: Efficient channel attention for deep convolutional neural networks, 2020.
- [15] Long Chen, Hanwang Zhang, Jun Xiao, Liqiang Nie, Jian Shao, Wei Liu, and Tat-Seng Chua. Sca-cnn: Spatial and channel-wise attention in convolutional networks for image captioning. In *Proceedings of the IEEE conference on computer vision and pattern recognition*, pages 5659–5667, 2017.
- [16] Xuan Nie, Haoxuan Ding, Manhua Qi, Yifei Wang, and Edward K Wong. Urca-gan: Upsample residual channel-wise attention generative adversarial network for image-to-image translation. *Neurocomputing*, 443:75–84, 2021.
- [17] Jun Fu, Jing Liu, Haijie Tian, Yong Li, Yongjun Bao, Zhiwei Fang, and Hanqing Lu. Dual attention network for scene segmentation. In *Proceedings of the IEEE/CVF Conference on Computer Vision and Pattern Recognition*, pages 3146–3154, 2019.
- [18] Xin Liu, Guobao Xiao, Luanyuan Dai, Kun Zeng, Changcai Yang, and Riqing Chen. Scsa-net: Presentation of two-view reliable correspondence learning via spatial-channel self-attention. *Neurocomputing*, 431:137–147, 2021.
- [19] Yan Tian, Yujie Zhang, Di Zhou, Guohua Cheng, Weigang Chen, and Ruili Wang. Triple attention network for video segmentation. *Neurocomputing*, 417:202–211, 2020.
- [20] Irwan Bello, Barret Zoph, Ashish Vaswani, Jonathon Shlens, and Quoc V Le. Attention augmented convolutional networks. In *Proceedings of the IEEE/CVF international conference on computer vision*, pages 3286–3295, 2019.
- [21] Bichen Wu, Chenfeng Xu, Xiaoliang Dai, Alvin Wan, Peizhao Zhang, Zhicheng Yan, Masayoshi Tomizuka, Joseph Gonzalez, Kurt Keutzer, and Peter Vajda. Visual transformers: Token-based image representation and processing for computer vision. *arXiv preprint arXiv:2006.03677*, 2020.
- [22] Alexey Dosovitskiy, Lucas Beyer, Alexander Kolesnikov, Dirk Weissenborn, Xiaohua Zhai, Thomas Unterthiner, Mostafa Dehghani, Matthias Minderer, Georg Heigold, Sylvain Gelly, et al. An image is worth 16x16 words: Transformers for image recognition at scale. *arXiv preprint arXiv:2010.11929*, 2020.
- [23] Prajit Ramachandran, Niki Parmar, Ashish Vaswani, Irwan Bello, Anselm Levskaya, and Jonathon Shlens. Stand-alone self-attention in vision models. *arXiv preprint arXiv:1906.05909*, 2019.

- [24] Niki Parmar, Ashish Vaswani, Jakob Uszkoreit, Lukasz Kaiser, Noam Shazeer, Alexander Ku, and Dustin Tran. Image transformer. In *International Conference on Machine Learning*, pages 4055–4064. PMLR, 2018.
- [25] Han Zhang, Ian Goodfellow, Dimitris Metaxas, and Augustus Odena. Self-attention generative adversarial networks. In *International conference on machine learning*, pages 7354–7363. PMLR, 2019.
- [26] Ze Liu, Yutong Lin, Yue Cao, Han Hu, Yixuan Wei, Zheng Zhang, Stephen Lin, and Baining Guo. Swin transformer: Hierarchical vision transformer using shifted windows. *arXiv preprint arXiv:2103.14030*, 2021.
- [27] Zihang Dai, Hanxiao Liu, Quoc V Le, and Mingxing Tan. Coatnet: Marrying convolution and attention for all data sizes. *arXiv preprint arXiv:2106.04803*, 2021.
- [28] Robert Gens and Pedro M Domingos. Deep symmetry networks. *Advances in neural information processing systems*, 27:2537–2545, 2014.
- [29] Jifeng Dai, Haozhi Qi, Yuwen Xiong, Yi Li, Guodong Zhang, Han Hu, and Yichen Wei. Deformable convolutional networks. In *Proceedings of the IEEE international conference on computer vision*, pages 764–773, 2017.
- [30] Hieu Pham, Zihang Dai, Qizhe Xie, and Quoc V Le. Meta pseudo labels. In *Proceedings of the IEEE/CVF Conference on Computer Vision and Pattern Recognition*, pages 11557–11568, 2021.
- [31] Shervin Minaee, Mehdi Minaei, and Amirali Abdolrashidi. Deep-emotion: Facial expression recognition using attentional convolutional network. *Sensors*, 21(9):3046, 2021.
- [32] Christopher Pramerdorfer and Martin Kampel. Facial expression recognition using convolutional neural networks: state of the art. *arXiv preprint arXiv:1612.02903*, 2016.
- [33] Amil Khanzada, Charles Bai, and Ferhat Turker Celepcikay. Facial expression recognition with deep learning. *arXiv preprint arXiv:2004.11823*, 2020.
- [34] Yousif Khairuddin and Zhuofa Chen. Facial emotion recognition: State of the art performance on fer2013. *arXiv preprint arXiv:2105.03588*, 2021.
- [35] Luan Pham, The Huynh Vu, and Tuan Anh Tran. Facial expression recognition using residual masking network. In *2020 25th International Conference on Pattern Recognition (ICPR)*, pages 4513–4519. IEEE, 2021.
- [36] Alex Krizhevsky, Ilya Sutskever, and Geoffrey E Hinton. Imagenet classification with deep convolutional neural networks. *Advances in neural information processing systems*, 25:1097–1105, 2012.
- [37] Elena Voita, David Talbot, Fedor Moiseev, Rico Sennrich, and Ivan Titov. Analyzing multi-head self-attention: Specialized heads do the heavy lifting, the rest can be pruned. *arXiv preprint arXiv:1905.09418*, 2019.
- [38] Jean-Baptiste Cordonnier, Andreas Loukas, and Martin Jaggi. Multi-head attention: Collaborate instead of concatenate. *arXiv preprint arXiv:2006.16362*, 2020.
- [39] Sainbayar Sukhbaatar, Edouard Grave, Piotr Bojanowski, and Armand Joulin. Adaptive attention span in transformers. *arXiv preprint arXiv:1905.07799*, 2019.
- [40] Miquel India, Pooyan Safari, and Javier Hernando. Self multi-head attention for speaker recognition. *arXiv preprint arXiv:1906.09890*, 2019.