

Matryoshka and Disjoint Cluster Synchronization of Networks

Amirhossein Nazerian,¹ Shirin Panahi,¹ Ian Leifer,² David Phillips,³ Hernan Makse,² and Francesco Sorrentino^{1, a)}

¹⁾*Mechanical Engineering Department, University of New Mexico, Albuquerque, NM, 87131*

²⁾*Levich Institute and Physics Department, City College of New York, New York, NY, 10031*

³⁾*Mathematics Department, United States Naval Academy, Annapolis, MD 21401*

The main motivation for this paper is to present a definition of network synchronizability for the case of cluster synchronization, similar to the definition introduced by Barahona and Pecora¹ for the case of complete synchronization. We find this problem to be substantially more complex than the original one. We distinguish between the cases that the master stability function is negative in either a bounded or an unbounded range of its argument. For CS, each cluster may be stable independent of the others, which indicates that the range of a given parameter that synchronizes the cluster may be different for different clusters (isolated CS.) For each pair of clusters, we distinguish between three different cases: Matryoshka Cluster Synchronization (when the range of stability for one cluster is included in that of the other cluster), Partially Disjoint Cluster Synchronization (when the ranges of stability partially overlap), and Complete Disjoint Cluster Synchronization (when the ranges of stability do not overlap.) Among these cases, only the case of Matryoshka synchronization had been previously reported. However, a study of several real networks from the literature shows that Partially Disjoint Cluster Synchronization is prevalent in these networks.

Keywords: Dynamical Network, Cluster Synchronization, Synchronizability, Master Stability Function,

^{a)}Electronic mail: fsorrent@unm.edu

Previous work in the area of cluster synchronization of networks has shown that is possible for different clusters of nodes to synchronize in different ranges of the coupling strength. We define the cluster synchronizability as the range of the coupling strength in which all clusters synchronize. We distinguish between three different types of cluster synchronization, which we call Matryoshka, Partially Disjoint, and Complete Disjoint, and discuss their role in affecting cluster synchronizability for both the cases of synthetic and real-world networks.

I. INTRODUCTION

Cluster synchronization (CS) in networks of coupled oscillators has been the subject of vast research efforts, see e.g.,^{3,5,9,12,19,25,29,31,33}. There is a known definition of network synchronizability^{1,10}, which specifically applies to the case of complete synchronization and describes how ‘synchronizable’ a given network is, regardless of the particular dynamics of the network nodes and the specific choice of the node-to-node interaction. The synchronizability measures the range of the coupling strength (hereafter, σ) over which the synchronous solution is stable. Recent work has discussed the importance of clusters of nodes in both undirected¹⁸ and directed^{13,17} biological networks. Despite the broad interest in CS and its relevance to biological networks, no definition of cluster synchronizability has been given in the literature. The goal of this paper is to provide such definition.

We will see that the case of cluster synchronization is by far more complex than the case of complete synchronization and a variety of alternative scenarios may occur, which we call Matryoshka synchronization, Partially Disjoint synchronization, and Completely Disjoint synchronization; yet, under appropriate assumptions, we will derive a definition of cluster synchronizability and use it to compare several networks.

In Sec. II, we briefly review the case of complete synchronization for networks described by the Laplacian matrix, and in Sec. III, we study the case of cluster synchronization for networks described by the adjacency matrix. In both cases, we focus on stability of the synchronous solution corresponding to the network minimum balanced coloring², i.e., the solution for which the largest possible sets of nodes for that network achieve synchronization. In Sec. IV we investigate the case of real network topologies.

II. THE CASE OF COMPLETE SYNCHRONIZATION

First, we briefly review the definition of synchronizability for the case of complete synchronization. Consider a network of coupled dynamical systems that evolve based on the following set of equations,

$$\dot{\mathbf{x}}_i(t) = \mathbf{F}(\mathbf{x}_i(t)) - \sigma \sum_j L_{ij} \mathbf{H}(\mathbf{x}_j(t)), \quad (1)$$

$i = 1, \dots, N$, where $\mathbf{x}_i \in \mathbb{R}^m$ is the state of node i , $\mathbf{F} : \mathbb{R}^m \rightarrow \mathbb{R}^m$, describes the dynamics of each individual uncoupled system, the function $\mathbf{H} : \mathbb{R}^m \rightarrow \mathbb{R}^m$ describes how two systems interact with one another, σ is a scalar parameter that measures the strength of the coupling. The symmetric Laplacian matrix $L = \{L_{ij}\}$ is constructed as $L = D - A$ where the symmetric adjacency matrix $A = \{A_{ij}\}$ describes the network connectivity, i.e., $A_{ij} = A_{ji} \neq 0$ ($A_{ij} = A_{ji} = 0$) if node j is (not) connected to node i and vice versa, and the diagonal matrix D has diagonal entries that are equal to the degree of each node, $D_{ii} = \sum_j A_{ij}$. Since L has positive values on the main diagonal and negative off-diagonal values, it is positive definite (see Sec. I of the Supplementary Information.) Also, since L has sum over its rows equaling zero, the eigenvalues of L are: $0 = \lambda_1 \leq \lambda_2 \leq \dots \leq \lambda_N$.

Based on the functions \mathbf{F} and \mathbf{H} , the network can be synchronized either in a bounded interval, or in an unbounded interval of the coupling strength σ (see Sec. I of the Supplementary Information.) The network synchronizability measures the range of the coupling strength σ over which the synchronous state is stable. Based on whether this range is bounded or unbounded, there are two alternative definitions of network synchronizability.

Definition 1. Network synchronizability for the cases that the σ -interval is bounded. *In the case of synchronization within a bounded interval of the coupling strength σ , the network synchronizability is the eigenratio,*

$$\alpha = \frac{\lambda_2}{\lambda_N} \leq 1 \quad (2)$$

The larger the eigenratio α , the more synchronizable the network. The best possible synchronizability is obtained for $\lambda_2 = \lambda_3 = \dots = \lambda_N$, i.e., all equal eigenvalues except for $\lambda_1 = 0$.

We note that the original eigenratio introduced in¹ is equal to $1/\alpha = \lambda_N/\lambda_2 \geq 1$ (the smaller this other eigenratio, the more synchronizable the network.)

Definition 2. Network synchronizability for the case that the σ -interval is unbounded. In the case of synchronization within an unbounded interval of the coupling strength, σ , the network synchronizability is defined in terms of the smallest transverse eigenvalue λ_2 of the network Laplacian,

$$\alpha = \lambda_2. \quad (3)$$

The larger α , the more synchronizable the network. The Laplacian eigenvalue λ_2 is known as the algebraic connectivity^{8,15,16}.

Based on the choice of the functions \mathbf{F} and \mathbf{H} , either Def. 1 or Def. 2 applies. Both definitions are solely a function of the network topology, which in either case, enables a direct comparison between different networks in terms of their synchronizability, see e.g.^{1,4,11,20,30}.

III. THE CASE OF CLUSTER SYNCHRONIZATION

Consider a network with dynamical equations,

$$\dot{\mathbf{x}}_i(t) = \mathbf{F}(\mathbf{x}_i(t)) + \sigma \sum_{j=1}^N \tilde{A}_{ij} \mathbf{H}(\mathbf{x}_j(t)), \quad (4)$$

where $i = 1, \dots, N$, N is the number of nodes in the network. The matrix $\tilde{A} = (A - \kappa I_N)$ is the shifted version of the adjacency matrix, A . I_N is the $(N \times N)$ identity matrix, and $\kappa \in \mathbb{R}$. Since the rows of the matrix \tilde{A} do not typically sum to a constant, it is not possible for all the network nodes to all synchronize on the same time evolution. Instead, it is possible for sets of nodes to synchronize in clusters.

We briefly comment on the shifting parameter, κ . We note here that in the case of complete synchronization, Eq. (1), the Laplacian matrix has eigenvalues all with the same sign, while the adjacency matrix A has typically both positive and negative eigenvalues, which provides the motivation for introducing the shift $-\kappa$. We have seen that a negative feedback is often necessary in order to observe cluster synchronization, which is also commonly assumed throughout the literature, see e.g.²⁴. Therefore, in this paper, a self-loop with weight $-\kappa$ is added to each node to overcome the effects of coupling from the other nodes. In Sec. II of the Supplementary Information, we will discuss the application of the theory to the case of negative κ , but for now, we assume that κ is positive.

The matrix $\tilde{A} = \{\tilde{A}_{ij}\}$ from Eq. (4) describes the network topology, with associated minimum balanced coloring \mathcal{C}_k , $k = 1, \dots, K$.

Definition 3. Minimum Balanced Coloring. Consider the network defined by the shifted adjacency matrix, \tilde{A} . The set of the network nodes \mathcal{V} can be partitioned into subsets, i.e., equitable clusters, $\mathcal{C}_1, \mathcal{C}_2, \dots, \mathcal{C}_C$, $\cup_{i=1}^C \mathcal{C}_i = \mathcal{V}$, $\mathcal{C}_i \cap \mathcal{C}_j = \emptyset$ for $i \neq j$, where

$$\sum_{k \in \mathcal{C}_\ell} \tilde{A}_{ik} = \sum_{k \in \mathcal{C}_\ell} \tilde{A}_{jk}, \quad \begin{array}{l} \forall i, j \in \mathcal{C}_k \\ \forall \mathcal{C}_k, \mathcal{C}_\ell \subset \mathcal{V}. \end{array} \quad (5)$$

We call n_k the number of nodes in cluster \mathcal{C}_k , $\sum_{k=1}^K n_k = N$. A fast algorithm for computing the network minimum balanced coloring from knowledge of the matrix \tilde{A} was proposed in².

In what follows, we will focus on networks that have more than one equitable cluster and at least one non-trivial cluster, i.e., a cluster with more than one node in it.

The network allows a flow-invariant cluster synchronization solution $\{\mathbf{s}_1(t), \dots, \mathbf{s}_K(t)\}$, such that $\mathbf{x}_i(t) = \mathbf{s}_k(t)$, $i \in \mathcal{C}_k$, $k = 1, \dots, K$. The set of equalities $\mathbf{x}_i(t) = \mathbf{x}_j(t)$, $\forall i, j \in \mathcal{C}_k$, defines the invariant cluster synchronization manifold. Eq. (4) can be rewritten in the following form,

$$\dot{\mathbf{s}}_k(t) = \mathbf{F}(\mathbf{s}_k(t)) + \sigma \sum_j Q_{kj} \mathbf{H}(\mathbf{s}_j(t)), \quad (6)$$

$k = 1, \dots, K$, where the K -dimensional quotient matrix $Q = \{Q_{kj}\}$ satisfies

$$Q = (Z^T Z)^{-1} Z^T A Z = Z^\dagger A Z, \quad (7)$$

and the $N \times K$ -dimensional indicator matrix $Z = \{Z_{ij}\}$ is such that $Z_{ij} = 1$ if node i belongs to cluster \mathcal{C}_j and $Z_{ij} = 0$ otherwise, $j = 1, \dots, K$. Z^\dagger indicates the Moore–Penrose inverse of the matrix Z .

We can assess CS stability²⁴ by studying small perturbations about the cluster synchronous solution $\mathbf{w}_i(t) = (\mathbf{x}_i(t) - \mathbf{s}_{i*}(t))$, where $\mathbf{s}_{i*}(t)$ indicates the synchronous solution of the cluster \mathcal{C}_k to which node i belongs,

$$\dot{\mathbf{w}}_i(t) = D\mathbf{F}(\mathbf{s}_{i*}(t))\mathbf{w}_i(t) + \sigma \sum_j \tilde{A}_{ij} D\mathbf{H}(\mathbf{s}_{j*}(t))\mathbf{w}_j(t), \quad (8)$$

$i = 1, \dots, N$.

Definition 4. *Isolated Cluster Synchronization.* *The concept of isolated CS, originally introduced in²⁴, indicates that the range of a given parameter that synchronizes each cluster may be different for different clusters. Isolated synchronization occurs when for a given coupling strength, σ , one or more clusters synchronize but others do not.*

A. Cluster Synchronizability

In what follows we categorize the networks to have either,

- (a) no intertwined clusters, or
- (b) at least one intertwined cluster.

In this paper, we mostly focus on case (a), which we discuss in sections III B and III C. We briefly discuss case (b) in Sec. III D (see Sec. II of the Supplementary Information for the definition of the intertwined cluster.)

B. Networks with bounded MSF and no intertwined clusters

Now we discuss the general case of cluster synchronizability in the case of bounded MSF and no intertwined clusters. We omit here all the detailed derivation and present the main result that by using a proper similarity transformation T^{24} , the coupling matrix \tilde{A} can be decomposed as follows,

$$T\tilde{A}T^{-1} = Q \bigoplus R, \quad (9)$$

where the symbol \bigoplus indicates the direct sum of matrices, the ‘quotient’ matrix Q is K -dimensional and the ‘transverse’ matrix R is $(N - K)$ -dimensional diagonal matrix. The elements of the main diagonal of R are the ‘transverse eigenvalues’ of \tilde{A} . One can immediately see that the set Λ of the eigenvalues of the matrix \tilde{A} is partitioned into the two sets: the set $\Lambda_Q = \{\lambda_i^Q\}$, $i = 1, \dots, K$, of the quotient eigenvalues of the matrix Q and the set $\Lambda_R = \{\lambda_i^R\}$, $i = 1, \dots, (N - K)$ of the transverse eigenvalues of the matrix R , $\Lambda = \Lambda_Q \cup \Lambda_R$, and $\Lambda_Q \cap \Lambda_R = \emptyset$.

As a result, the set of equations (8) can be transformed into a set of independently evolving perturbations, which can be divided into two categories, those parallel to the synchronization manifold $\mathbf{y}^p(t) \in \mathbb{R}^{Km}$ and those transverse $\mathbf{y}^t(t)$ to the synchronization manifold. Only the

transverse perturbations $\mathbf{y}^t(t) \in \mathbb{R}^{(N-K)m}$ determine stability about the cluster synchronous solution. Following³², the dynamics of the transverse perturbations can be written as,

$$\dot{\mathbf{y}}_i^t(t) = [D\mathbf{F}(\mathbf{s}_{i*}(t)) - \sigma\mu_i^R D\mathbf{H}(\mathbf{s}_{i*}(t))] \mathbf{y}_i^t(t), \quad (10)$$

$i = 1, \dots, (N - K)$, where in Eq. (10) for convenience we use *the negative of the eigenvalues* $\mu_i^R = -\lambda_i^R$. Based on our assumptions, that will be introduced later on in this section, all the $\lambda_i^R \leq 0$, and so all the $\mu_i^R \geq 0$. The discussion that follows could use either the eigenvalues λ_i^R or the negative of the eigenvalues μ_i^R . We opt for the μ_i^R as in general we find easier to refer to positive quantities.

Definition 5. *Stability of the Cluster Synchronous State.* *The cluster synchronous state $\mathbf{s}_k(t)$, is stable if and only if the maximum Lyapunov exponent \mathcal{M} , associated with each one of Eqs. (10) is negative, that is, if the master stability function^{22,24} $\mathcal{M}(\sigma\mu_i^R) < 0$, $i = 1, \dots, (N - k)$.*

The set of transverse eigenvalues, Λ_R , can further be partitioned into K subsets, Λ_R^k , $k = 1, \dots, K$, each subset corresponding to each cluster³². Therefore, Λ_R^k contains $(n_k - 1)$ eigenvalues λ_{Ri}^k , where n_k is the number of nodes in cluster k , and $i = 1, \dots, n_k - 1$. Since we are only concerned about the transverse eigenvalues, we omit the subscript R and indicate the i th transverse eigenvalue from cluster k with the notation λ_i^k , such that $\lambda_i^k \in \Lambda_R^k$, $i = 1, \dots, n_k - 1$, and $k = 1, \dots, K$. We also label $\mu_i^k = -\lambda_i^k \geq 0$. Then, $\mu_{\max}^k = \max_i \mu_i^k$ and $\mu_{\min}^k = \min_i \mu_i^k$ for each cluster \mathcal{C}_k , $k = 1, \dots, K$. We will use this notation to define the cluster synchronizability later on.

In what follows we proceed under the following two assumptions:

- A1:** The eigenvalues of the matrix R are all negative, which can be ensured by appropriately choosing κ .
- A2:** For *all clusters* in a network, either the master stability function (MSF) is negative in a bounded interval of its argument, i.e., $\mathcal{M}(\sigma\mu_i^k) < 0$, $a_1^k \leq \sigma\mu_i^k \leq a_2^k$, $a_1^k, a_2^k > 0$, or in unbounded range of its argument, $\mathcal{M}(\sigma\mu_i^k) < 0$, $a_c^k \leq \sigma\mu_i^k$, $a_c^k > 0$.

Generally, an interval of σ for each cluster can be found that synchronizes that particular cluster. The intervals for stability of each cluster are not necessarily the same, which is associated with the phenomenon of Isolated CS²⁴.

Definition 6. Condition for Cluster Synchronization of the Network. A network can be cluster-synchronized if there exists a value of σ that synchronizes all of its clusters,

$$\exists \sigma : \max_{k=1,\dots,K} \left(\frac{a_1^k}{\mu_{\min}^k} \right) < \sigma < \min_{k=1,\dots,K} \left(\frac{a_2^k}{\mu_{\max}^k} \right). \quad (11)$$

Now, let

$$k_1 = \arg \min_{k=1,\dots,K} \left(\frac{a_1^k}{\mu_{\min}^k} \right), \quad k_2 = \arg \max_{k=1,\dots,K} \left(\frac{a_2^k}{\mu_{\max}^k} \right), \quad (12)$$

to be the critical cluster indices for clusters \mathcal{C}_{k_1} and \mathcal{C}_{k_2} that determine the synchronization of the network. In general, k_1 and k_2 can be either the same ($k_1 = k_2$) or different ($k_1 \neq k_2$). In either case, we can rewrite Eq. (11) as,

$$\sigma_{\min}^{k_1} \leq \sigma \leq \sigma_{\max}^{k_2}. \quad (13)$$

Definition 7. The Cluster Synchronizability Ratio. The cluster synchronizability ratio ρ is defined as the ratio between the maximum and minimum values of σ for which the network cluster-synchronizes,

$$\rho := \frac{\sigma_{\max}^{k_2}}{\sigma_{\min}^{k_1}}. \quad (14)$$

The metric ρ can be directly measured in simulation by integrating Eq. (4) for different values of the parameter σ and recording the smallest and the largest values of σ for which CS is achieved. The cluster synchronizability ratio, ρ , measures how large the σ -interval is over which the network cluster-synchronizes. Under the assumption that clusters are not intertwined, Eq. (14) can be rewritten as,

$$\rho = \frac{\sigma_{\max}^{k_2}}{\sigma_{\min}^{k_1}} = \frac{a_2^{k_2}}{a_1^{k_1}} \frac{\mu_{\min}^{k_1}}{\mu_{\max}^{k_2}}, \quad (15)$$

where the ratio $a_2^{k_2}/a_1^{k_1}$ is related to the particular choice of the dynamical functions \mathbf{F} and \mathbf{H} , and the ratio $\mu_{\min}^{k_1}/\mu_{\max}^{k_2}$ is related to the network topology (with a caveat which we explain below.) We can then introduce the following definition,

Definition 8. Network Cluster Synchronizability. The cluster synchronizability of a network η is equal to the ratio between the minimum and the maximum of the negative of the eigenvalues of the critical clusters \mathcal{C}_{k_1} and \mathcal{C}_{k_2} that result from Eq. (12), i.e.,

$$\eta := \frac{\mu_{\min}^{k_1}}{\mu_{\max}^{k_2}}. \quad (16)$$

The larger η , the more cluster synchronizable the network.

We stress that, different from the case of complete synchronization (Defs. 1 and 2), the definition of network cluster synchronizability (Eq. (16)) does not solely depend on the network topology. In fact, since the cluster indices k_1 and k_2 are obtained from Eq. (12), we see that the cluster synchronizability of the network, η , also depends on the MSF bounds, i.e., a_1^k and a_2^k , $k = 1, \dots, K$. This represents a main difference with the case of complete synchronization¹.

In what follows, we look in more detail at the possible types of cluster-to-cluster synchronizations that can be observed in a network and sub-categorize isolated synchronization in the following three types:

- (a) Matryoshka Cluster Synchronization, which occurs when the synchronous σ -interval of cluster \mathcal{C}_a is completely contained in the σ -interval of cluster \mathcal{C}_b ,

$$[\sigma_{\min}^a, \sigma_{\max}^a] \subseteq [\sigma_{\min}^b, \sigma_{\max}^b]. \quad (17)$$

If cluster \mathcal{C}_a synchronizes, cluster \mathcal{C}_b synchronizes as well, but the reverse implication is not true.

- (b) Partially Disjoint Cluster Synchronization, which occurs when the intersection of the σ -intervals of stability of clusters \mathcal{C}_a and \mathcal{C}_b is nonempty and it does not coincide with any of the two intervals. In this case, the lower and upper bounds of synchronous coupling strength, σ , are not from the same cluster:

$$a = \arg \min_{k=a,b} \left(\frac{a_1^k}{\mu_{\min}^k} \right), \quad b = \arg \max_{k=a,b} \left(\frac{a_2^k}{\mu_{\max}^k} \right). \quad (18)$$

- (c) Complete Disjoint Cluster Synchronization, which occurs when the intersection of the σ -intervals of stability of two clusters is empty. In this case, the lower bound of σ from (11) is greater than the upper bound. As a result, there is no σ that synchronizes the two clusters, and we can define $\eta := 0$.

These definitions can be generalized to the case of more than two clusters.

Given the above definitions, the network cluster synchronizability, η , provides specific information about the type of CS:

- A necessary condition for Matryoshka CS is that $0 < \eta \leq 1$.
- A sufficient condition for Partially Disjoint CS is that $\eta > 1$.
- A necessary and sufficient condition for Complete Disjoint CS is that $\eta = 0$.

1. Numerical Analysis

As a reference example, we consider the network with $N = 15$ nodes and $K = 2$ clusters in Fig. 1. This network consists of two *circles* corresponding to two clusters: the larger cluster, \mathcal{C}_a , has $n_a = 10$ nodes where each node is connected to its six nearest neighbors, with coupling weight w_a . The smaller cluster, \mathcal{C}_b , is a fully connected circle with $n_b = 5$ nodes and coupling weight w_b . The two circles are fully connected with one another with coupling weight w_c . The shifted adjacency matrix, $\tilde{A} = A - \kappa I_{15}$, is,

$$\tilde{A} = \left[\begin{array}{cccccccccccc|ccccc} -\kappa & w_a & w_a & w_a & 0 & 0 & 0 & w_a & w_a & w_a & & w_c & w_c & w_c & w_c & w_c \\ w_a & -\kappa & w_a & w_a & w_a & 0 & 0 & 0 & w_a & w_a & & w_c & w_c & w_c & w_c & w_c \\ w_a & w_a & -\kappa & w_a & w_a & w_a & 0 & 0 & 0 & w_a & & w_c & w_c & w_c & w_c & w_c \\ w_a & w_a & w_a & -\kappa & w_a & w_a & w_a & 0 & 0 & 0 & & w_c & w_c & w_c & w_c & w_c \\ 0 & w_a & w_a & w_a & -\kappa & w_a & w_a & w_a & 0 & 0 & & w_c & w_c & w_c & w_c & w_c \\ 0 & 0 & w_a & w_a & w_a & -\kappa & w_a & w_a & w_a & 0 & & w_c & w_c & w_c & w_c & w_c \\ 0 & 0 & 0 & w_a & w_a & w_a & -\kappa & w_a & w_a & w_a & & w_c & w_c & w_c & w_c & w_c \\ w_a & 0 & 0 & 0 & w_a & w_a & w_a & -\kappa & w_a & w_a & & w_c & w_c & w_c & w_c & w_c \\ w_a & w_a & 0 & 0 & 0 & w_a & w_a & w_a & -\kappa & w_a & & w_c & w_c & w_c & w_c & w_c \\ w_a & w_a & w_a & 0 & 0 & 0 & w_a & w_a & w_a & -\kappa & & w_c & w_c & w_c & w_c & w_c \end{array} \right] \\ \hline \left[\begin{array}{cccccccccccc|ccccc} w_c & w_c & w_c & w_c & w_c & w_c & w_c & w_c & w_c & w_c & & -\kappa & w_b & w_b & w_b & w_b \\ w_c & w_c & w_c & w_c & w_c & w_c & w_c & w_c & w_c & w_c & & w_b & -\kappa & w_b & w_b & w_b \\ w_c & w_c & w_c & w_c & w_c & w_c & w_c & w_c & w_c & w_c & & w_b & w_b & -\kappa & w_b & w_b \\ w_c & w_c & w_c & w_c & w_c & w_c & w_c & w_c & w_c & w_c & & w_b & w_b & w_b & -\kappa & w_b \\ w_c & w_c & w_c & w_c & w_c & w_c & w_c & w_c & w_c & w_c & & w_b & w_b & w_b & w_b & -\kappa \end{array} \right]. \quad (19)$$

In order to assess the emergence of cluster synchronization, Eq. (4) is integrated for a wide range of the coupling strength σ . For each value of σ , the initial conditions were determined as follows. First, the dynamics of the uncoupled system $\mathbf{s}(t)$ is integrated for a long time so that it converges on its attractor. Then, a randomly selected point from the attractor of $\mathbf{s}(t)$ is picked and set as the initial condition of the quotient equation, Eq. (6). For a given value of σ , the quotient network dynamics (6) is integrated for a long time so that it converges on its attractor. Then, a point on the synchronous state for each cluster, $\mathbf{s}_k(t)$, $k = 1, \dots, K$, is picked randomly, and the following steps are taken:

1. Small perturbations are added to this point to be used as initial conditions for the network dynamics, Eq. (4) with the selected σ ,
2. This point is used as the initial condition of the quotient equation, Eq. (6), for the next value of σ .

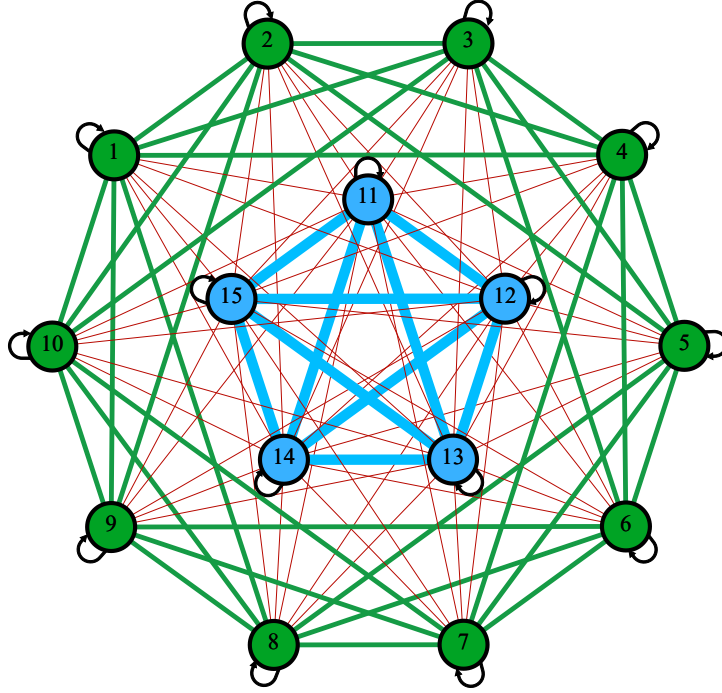


FIG. 1. 15-node undirected and weighted network. The adjacency matrix of this network, \tilde{A} , is shown in Eq. (19). Clusters are shown in different colors: Green nodes (1 through 10) are in the first cluster, \mathcal{C}_a , and blue nodes (11 through 15) are in the second cluster, \mathcal{C}_b . Green, blue, red, and black edges have weights w_a , w_b , w_c , and, $-\kappa$, respectively.

The procedure is repeated for increasing values of σ .

We pick the individual uncoupled systems to be Van der Pol oscillators,

$$\mathbf{F}(\mathbf{x}) = \begin{bmatrix} x_2 \\ -x_1 + 3(1 - x_1^2)x_2 \end{bmatrix}, \quad \mathbf{H}(\mathbf{x}) = \begin{bmatrix} 0 \\ x_2 \end{bmatrix}, \quad (20)$$

with $\mathbf{x} = [x_1 \ x_2]^T \in \mathbb{R}^2$, $\mathbf{F} : \mathbb{R}^2 \rightarrow \mathbb{R}^2$, $\mathbf{H} : \mathbb{R}^2 \rightarrow \mathbb{R}^2$. Our choice of the functions \mathbf{F} and \mathbf{H} is such that the MSF is bounded. To find the synchronous coupling strength σ , we simulate Eq. (4) over a wide range of σ . Then, the synchronization error for each cluster, E_k , $k = a, b$, is calculated as,

$$E_k = \langle \sum_{i=1}^{n_k} \|\mathbf{x}_i(t) - \mathbf{x}_1(t)\|_2 \rangle_t, \quad k = a, b, \quad (21)$$

where $\langle \cdot \rangle_t$ indicates an average over the time interval, $t = [450, 500]$. The synchronization error represents the time-average of the sum of the absolute errors of each node's states with

respect to one of the nodes in the cluster (here we choose node 1.)

(a) By setting the network parameters to $w_a = 2$, $w_b = 3$, $w_c = 0.1$, $\kappa = 12$, we obtain a case of Matryoshka synchronization. The transverse eigenvalues for each cluster are $\Lambda_R^a = \{-17.24, -17.24, -16, -13.24, -13.24, -12.76, -12.76, -8.76, -8.76\}$ and $\Lambda_R^b = \{-15, -15, -15, -15\}$. The interval of the coupling strength for synchronizing each cluster is shown in Fig. 2(a). The σ -interval for the network synchronization is $0.017 < \sigma < 0.460$. The lower bound and the upper bound are determined by \mathcal{C}_a . Therefore, the synchronizability based on Eq. (16) is $\eta = \mu_{\min}^a / \mu_{\max}^a = 8.76 / 17.24 \simeq 0.50$.

(b) Now consider the same network with parameters, $w_a = 0.1$, $w_b = 3$, $w_c = 0.1$, $\kappa = 12$. Then, the transverse eigenvalues for each cluster are $\Lambda_R^a = \{-12.26, -12.26, -12.20, -12.06, -12.06, -12.04, -12.04, -11.84, -11.84\}$ and $\Lambda_R^b = \{-15, -15, -15, -15\}$. This corresponds to a case of Partially Disjoint synchronization (see Fig. 2(b)). The σ interval for network synchronization is $0.16 < \sigma < 0.66$. The lower bound and the upper bound are determined from the first and second clusters, respectively. Therefore, the synchronizability based on Eq. (16) is $\eta = \mu_{\min}^a / \mu_{\max}^b = 11.84 / 15 \simeq 0.79$.

(c) Finally, we consider the network parameters $w_a = 0.1$, $w_b = 10$, $w_c = 0.1$, $\kappa = 12$. Then, the transverse eigenvalues of each cluster are $\Lambda_R^a = \{-12.26, -12.26, -12.20, -12.06, -12.06, -12.04, -12.04, -11.84, -11.84\}$ and $\Lambda_R^b = \{-22, -22, -22, -22\}$. This corresponds to a case of Complete Disjoint synchronization (see Fig. 2(c)), for which the synchronizability is then equal to $\eta = 0$.

Figure 3 shows the synchronizability η vs. w_a for a dynamical network described by Eqs. (4), (20) and adjacency matrix from Eq. (19). The coupling weight of the first cluster, w_a , is varied from 0.1 to 7, while the other network parameters $\kappa = 12$, $w_c = 0.1$, $w_b = 3$ are kept constant. For increasing values of w_a from 0.1, we first see Partially Disjoint synchronization, then Matryoshka, then, Partially Disjoint again. Synchronizability, η , is shown to decrease in each one of the intervals.

The reason for the ‘jumps’ in the Fig. 3 is that for different types of cluster synchronization, η is computed differently based on Def. 8. For instance, in the Partially Disjoint case for $0.1 \leq w_a \leq 1.88$, synchronizability is calculated as $\eta = \mu_{\min}^a / \mu_{\max}^b$. For $1.89 \leq w_a \leq 3.22$ which is Matryoshka synchronization, synchronizability is calculated as $\eta = \mu_{\min}^a / \mu_{\max}^a$. For the Partially Disjoint case for $3.23 \leq w_a \leq 7$, synchronizability is calculated as $\eta = \mu_{\min}^b / \mu_{\max}^a$.

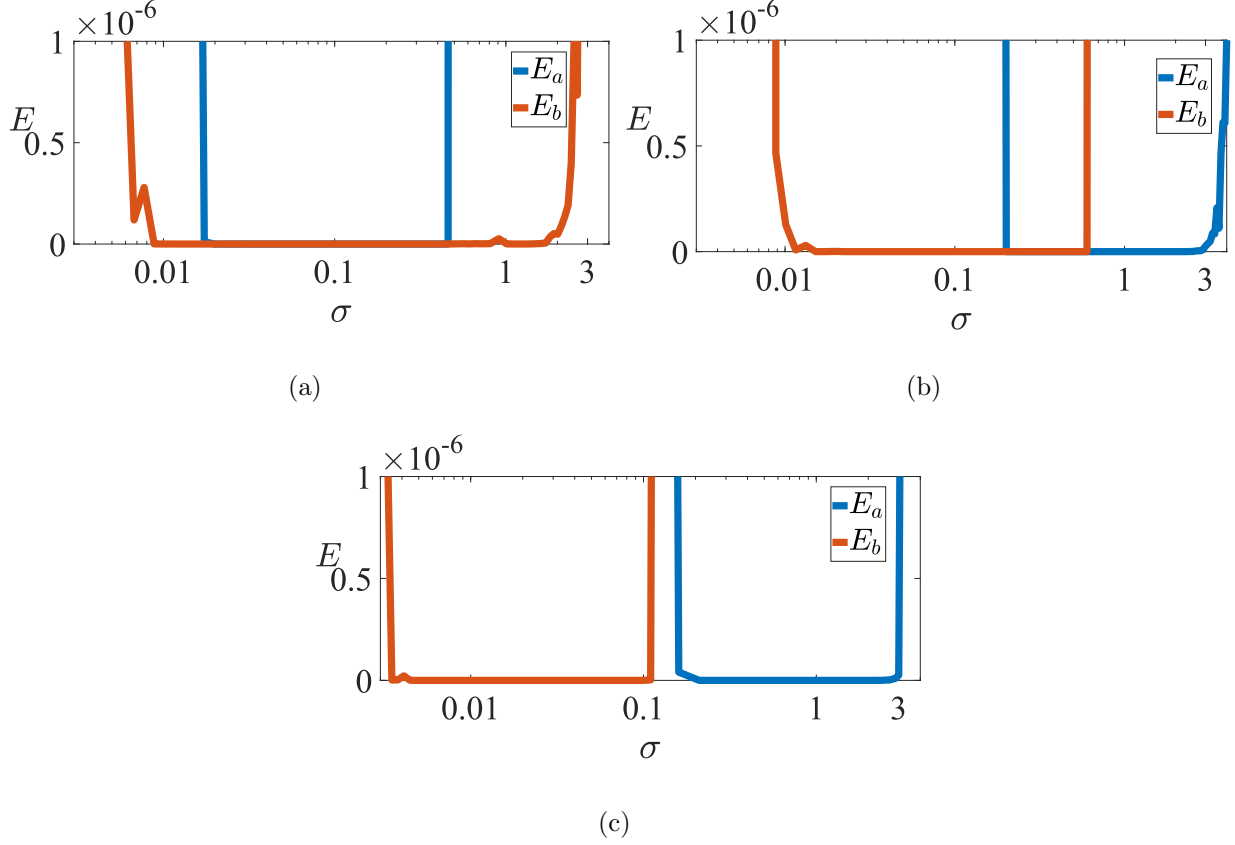


FIG. 2. Isolated CS: Matryoshka, Partially, and Complete Disjoint CS. We plot the CS error, E , as a function of the coupling strength, σ . Blue and red curves represent the synchronization error, E_a and E_b , for the clusters \mathcal{C}_a and \mathcal{C}_b . (a) shows the synchronous σ interval of cluster \mathcal{C}_a which is contained in the synchronous σ interval of cluster \mathcal{C}_b , which is Matryoshka synchronization. The synchronous σ interval for \mathcal{C}_a is, $0.017 < \sigma < 0.460$, and for \mathcal{C}_b is, $0.007 < \sigma < 2.010$. (b) shows a synchronous σ interval in the case that the lower bound is from \mathcal{C}_a , and the upper bound is from \mathcal{C}_b , which is Partially Disjoint synchronization. The synchronous σ interval for \mathcal{C}_a is, $0.16 < \sigma < 3.31$, and for \mathcal{C}_b is, $0.01 < \sigma < 0.66$. (c) shows that there is no synchronous σ that synchronizes both clusters at the same time, which is Complete Disjoint synchronization. The synchronous σ interval for \mathcal{C}_a is, $0.160 < \sigma < 3.000$, and for \mathcal{C}_b is, $0.003 < \sigma < 0.110$.

C. Networks with unbounded MSF and no intertwined clusters

Next we discuss the case that the functions \mathbf{F} and \mathbf{H} are such that the cluster synchronous solution is always stable for the coupling exceeding a critical threshold, $\sigma > \sigma_c$, corresponding to the unbounded MSF case. Intuitively, the larger is σ_c , the more difficult is to cluster-

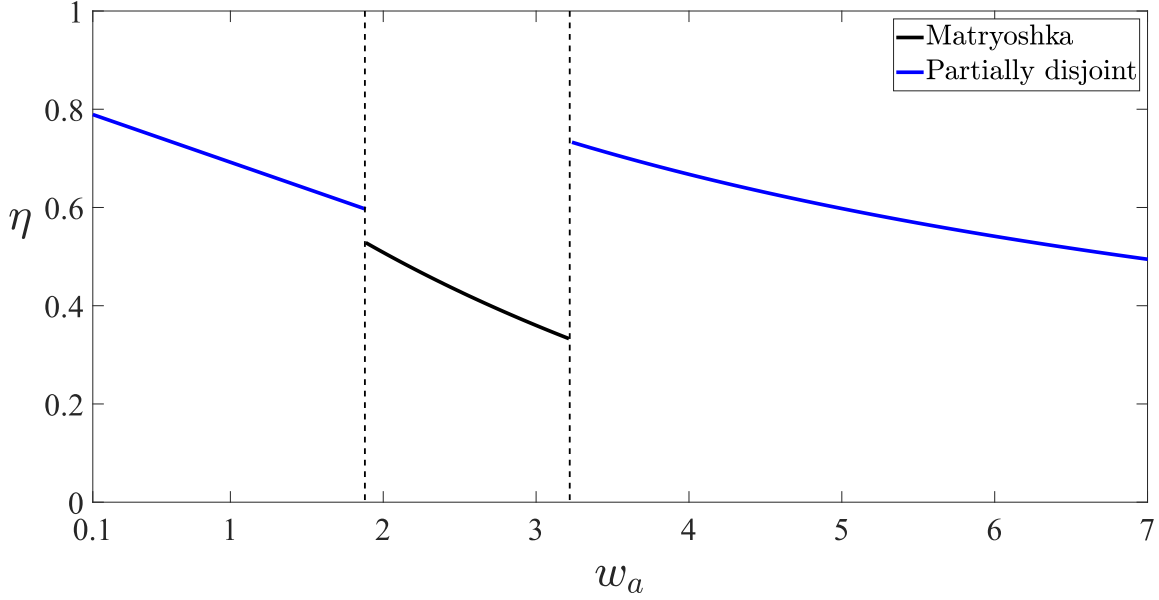


FIG. 3. Synchronizability η as the coupling weight of the first cluster w_a is varied, while the other parameters of the network, $\kappa = 12$, $w_c = 0.1$, $w_b = 3$, are kept constant. We integrate the dynamical Eq. (4) with functions from Eq. (20) and the network from Eq. (19). We see that as w_a is varied, the type of synchronization changes. For $0.1 \leq w_a \leq 1.88$, we see a case of Partially Disjoint synchronization where the lower and upper bounds of σ are determined by the first and the second clusters, respectively. For $1.89 \leq w_a \leq 3.22$, we see a case of Matryoshka synchronization where the first cluster is the critical cluster. Finally, for $3.23 \leq w_a \leq 7$, we see a case of Partially Disjoint synchronization again where the lower and upper bounds of σ are now determined by the second and the first clusters, respectively.

synchronize the network.

The transverse perturbations, $\mathbf{y}^t(t)$, still obey Eq. (10). The cluster synchronous solution is stable when $\mathcal{M}(\xi) < 0$ for all $i = 1, \dots, (N - K)$. Of all these maximum Lyapunov exponents there is one that is critical, i.e., one that determines stability of the synchronous solution of each cluster, \mathcal{C}_k , $k = 1, \dots, K$. We consider that the critical maximum Lyapunov exponent for each cluster, \mathcal{C}_k , is the one that corresponds to the minimum of the negative of the eigenvalues, μ_{\min}^k , i.e., the cluster synchronous solution, $\mathbf{s}_k(t)$, of the cluster \mathcal{C}_k is stable if $\mathcal{M}(\sigma \mu_{\min}^k) < 0$. This also implies that the critical coupling $\sigma_c^k \propto (\mu_{\min}^k)^{-1}$, i.e., the larger is μ_{\min}^k , the smaller is σ_c^k . In order to cluster-synchronize the network, we want the critical

coupling σ_c^k to be as small as possible, and so the maximum eigenvalue μ_{\min}^k to be as large as possible for all $k = 1, \dots, K$.

Definition 9. Condition for Cluster Synchronization of the Network. *A network can be cluster-synchronized if there is a value of σ that synchronizes all of its clusters,*

$$\exists \sigma : \max_{k=1, \dots, K} \left(\frac{a_c^k}{\mu_{\min}^k} \right) < \sigma. \quad (22)$$

In Eq. (22), a_c^k is the threshold for ξ that ensures $\mathcal{M}(\xi) < 0, \forall \xi > a_c^k$ for $\mathcal{C}_k, k = 1, \dots, K$.

Definition 10. Critical cluster. *In this case, the critical cluster, \mathcal{C}_c , that determines the synchronization of the network is,*

$$c = \arg \max_{k=1, \dots, K} \left(\frac{a_c^k}{\mu_{\min}^k} \right). \quad (23)$$

Definition 11. Cluster Synchronizability of the Network. *The cluster synchronizability, η , of a network with an unbounded MSF is the minimum of the negative of the eigenvalues, μ_{\min}^c , of the critical cluster, \mathcal{C}_c .*

$$\eta := \mu_{\min}^c. \quad (24)$$

The larger η , the more cluster synchronizable a network.

The definition of network cluster synchronizability (Eq. (24)) does not solely depend on the network topology. In fact, since the cluster index c is obtained from Eq. (23), we see that the cluster synchronizability of the network, η , also depends on the MSF bounds, i.e., $a_c^k, k = 1, \dots, K$.

D. Networks with intertwined clusters

In the previous sections, we investigated stability of the synchronous solution, $\mathbf{s}_k(t)$, for networks with no intertwined clusters. In this section we focus on the case of networks with intertwined clusters. We first define the N -dimensional diagonal indicator matrices $E_k = \{e_{ij}\}, k = 1, \dots, K$, such that $e_{ii} = 1$ if node i belongs to the cluster \mathcal{C}_k , and $e_{ii} = 0$ otherwise. The stability of the CS solution depends on the dynamics of small perturbations

around the synchronous solution, $\mathbf{w}_i(t) = (\mathbf{x}_i(t) - \mathbf{s}_{i*}(t))$. The dynamics of the vector $\mathbf{w}(t) = [\mathbf{w}_1(t)^T, \mathbf{w}_2(t)^T, \dots, \mathbf{w}_N(t)^T]^T$ obeys,

$$\dot{\mathbf{w}}(t) = \left[\sum_{k=1}^K E_k \otimes D\mathbf{F}(\mathbf{s}_k(t)) + \sigma \sum_{k=1}^K \tilde{A}E_k \otimes D\mathbf{H}(\mathbf{s}_k(t)) \right] \mathbf{w}(t), \quad (25)$$

By using a proper transformation matrix, $T^{21,24,34}$, the shifted adjacency matrix, \tilde{A} , is still decomposed into the form of Eq. (9), where the ‘quotient’ matrix Q is K -dimensional, and the ‘transverse’ matrix R is $(N - K)$ -dimensional. Since the network is intertwined and T decouples the matrix \tilde{A} into finest blocks^{21,24,34} the transverse matrix, R , has the form,

$$R = \bigoplus_{l=1}^L R_l, \quad (26)$$

where L is the total number of blocks in R , $1 \leq L < (N - K)$.

We will analyze the stability of the synchronous solution in terms of the dynamics of the transverse perturbations. After applying the transformation T , we can rewrite Eq. (25),

$$\dot{\tilde{\mathbf{y}}}(t) = \left[\sum_{k=1}^K E_k \otimes D\mathbf{F}(\mathbf{s}_k(t)) + \sigma \sum_{k=1}^K B E_k \otimes D\mathbf{H}(\mathbf{s}_k(t)) \right] \tilde{\mathbf{y}}(t), \quad (27)$$

where $B = T\tilde{A}T^{-1} = Q \oplus R$. The perturbations can be divided into $\tilde{\mathbf{y}}(t) = [\tilde{\mathbf{y}}_Q(t)^T, \tilde{\mathbf{y}}_R(t)^T]^T$, where $\tilde{\mathbf{y}}_R(t) = [\tilde{\mathbf{y}}_1(t)^T, \tilde{\mathbf{y}}_2(t)^T, \dots, \tilde{\mathbf{y}}_L(t)^T]^T$, correspond to the transverse perturbation equations for each block of R . For each block of R_l , $l = 1, \dots, L$ there is an interval of σ in which $\mathcal{M}(\sigma^l) < 0$, $\forall \sigma^l \in [\sigma_{\min}^l, \sigma_{\max}^l]$. As a result, the network can synchronize if,

$$\exists \sigma : \max_{l=1, \dots, L} (\sigma_{\min}^l) \leq \sigma \leq \min_{l=1, \dots, L} (\sigma_{\max}^l). \quad (28)$$

Note that this is the most general condition for the synchronization presented in this paper.

In the case of intertwined clusters, the definition of different cases of synchronization, Matryoshka, Partially Disjoint, and Complete Disjoint from Sec. III B are still valid, but with the difference that now those definitions apply to the blocks of the matrix R . For each pair of blocks, we can either have Matryoshka synchronization (if the synchronous σ intervals are contained in one another), or Partially Disjoint synchronization (if one block determines the lower bound and the other determines the higher bound of the synchronous σ interval of the pair), or Completely Disjoint synchronization (if there is no value of σ that synchronizes the pair of blocks.)

IV. REAL NETWORKS ANALYSIS

In this section, we numerically compute the ratio ρ from Eq. (14) for several real networks from literature. We assume the network dynamics to be described by Eqs. (4), (20) and take the adjacency matrix corresponding to five real networks, each one of which is described in Table I.

The first dataset, ca-sandi-auths, is a collaboration network of scientists at Sandia National Labs²⁶. The second network, chesapeake, is a road network of the Chesapeake peninsula²⁶. The third network, reptilia-tortoise-network-bsv, is an animal interaction network among desert tortoises²⁸. The forth network, dolphins, is an animal social network of bottlenose dolphins¹⁴. The fifth network, rt-retweet, is a retweet network of Twitter users based on various social and political hashtags²⁷. In Fig. 4, the cluster synchronizability ratio, ρ , is plotted vs. the minimum of the negative of the eigenvalues, μ_{\min}^R , in the interval 0.1 to 14 for each real network. In order to vary μ_{\min}^R , we vary the self-loop coupling strength κ .

Figure 4 shows that in general: (i) networks with more clusters are more difficult to cluster-synchronize than networks with fewer clusters and (ii) network with more nodes are more difficult to cluster-synchronize than networks with fewer nodes, see also^{7,23}. Interestingly, we see that for all the real networks represented in the figure and for each value of the parameter κ , there is at least a pair of blocks that are related by Partially Disjoint CS. We thus conclude that Partially Disjoint synchronization is prevalent in the case of real networks.

TABLE I. **Real Networks.** Here, N , S , and μ_{\min}^R represent the number of nodes, number of edges, and the minimum of the negative of the eigenvalues (for $\kappa = 0$) of the network. All networks are undirected and unweighted.

Index	Name	N	S	μ_{\min}^R	# of non-trivial clusters
1	ca-sandi-auths	56	70	1	15
2	chesapeake	39	170	0	2
3	reptilia-tortoise-network-bsv	134	373	0	4
4	dolphins	62	159	0	2
5	rt-retweet	96	117	0	11

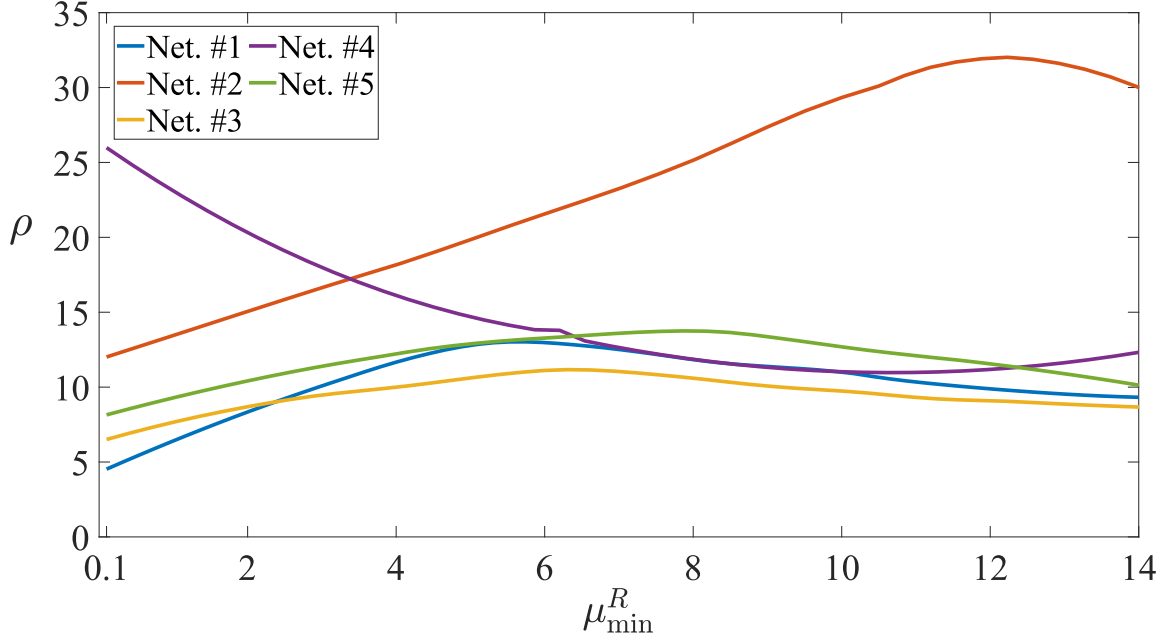


FIG. 4. Cluster synchronizability ratio ρ vs. the minimum of the negative of the eigenvalues, μ_{\min}^R . Five different real networks, see Table, I, are selected, and their adjacency matrix is shifted by κ , see Eq. (4). As the value of κ changes, μ_{\min}^R shifts. The minimum value of κ for each network is chosen to make μ_{\min}^R equal to 0.1.

V. CONCLUSION

In this paper we have studied for the first time the cluster synchronizability of networks, which generalizes the concept of synchronizability introduced for complete synchronization in¹. We find that the case of cluster synchronization is by far more complex than the case of complete synchronization. Only in the case of networks with unbounded MSF and no intertwined clusters, we obtained a metric that characterizes the synchronizability of a network, independent of the dynamics. We first studied the case that there are no intertwined clusters and then the general case of networks with intertwined clusters. Two examples were provided to show how the cluster synchronizability ratio and the network cluster synchronizability vary as relevant network parameters are changed. Our work can be extended to the case of CS in multilayer networks⁶.

We have introduced and characterized three different types of synchronization, Matryoshka CS, Partially Disjoint CS, and Complete Disjoint CS. Of these, to the best of our knowledge, only cases of Matryoshka synchronization had been previously reported (see

Fig. 3 from²⁴). However, a study of several real networks from the literature shows that Partially Disjoint CS is prevalent in these networks.

ACKNOWLEDGEMENT

This work is supported by NIH grant 1R21EB028489-01A1.

AUTHOR DECLARATIONS

The authors have no conflicts to disclose.

DATA AVAILABILITY

The data that supports the findings of this study are available within the article.

REFERENCES

- ¹Barahona, M. and L. M. Pecora (2002). Synchronization in small-world systems. *Physical review letters* 89(5), 054101.
- ²Belykh, I. and M. Hasler (2011). Mesoscale and clusters of synchrony in networks of bursting neurons. *Chaos: An Interdisciplinary Journal of Nonlinear Science* 21(1), 016106.
- ³Belykh, V. N., G. V. Osipov, V. S. Petrov, J. A. Suykens, and J. Vandewalle (2008). Cluster synchronization in oscillatory networks. *Chaos: An Interdisciplinary Journal of Nonlinear Science* 18(3), 037106.
- ⁴Chavez, M., D. Huang, A. Amann, H. Hentschel, and S. Boccaletti (2005). Synchronization is enhanced in weighted complex networks. *Phys. Rev. Lett.* 94, 218701.
- ⁵Dahms, T., J. Lehnert, and E. Schöll (2012). Cluster and group synchronization in delay-coupled networks. *Physical Review E* 86(1), 016202.
- ⁶Della Rossa, F., L. Pecora, K. Blaha, A. Shirin, I. Klickstein, and F. Sorrentino (2020). Symmetries and cluster synchronization in multilayer networks. *Nature communications* 11(1), 1–17.
- ⁷Deng, Y., Z. Jia, L. Liao, et al. (2019). Synchronizability of two-layer cluster ring networks. *Communications and Network* 11(02), 35.

- ⁸Fiedler, M. (1973). Algebraic connectivity of graphs. *Czechoslovak mathematical journal* 23(2), 298–305.
- ⁹Fu, C., W. Lin, L. Huang, and X. Wang (2014). Synchronization transition in networked chaotic oscillators: The viewpoint from partial synchronization. *Physical Review E* 89(5), 052908.
- ¹⁰Huang, L., Q. Chen, Y.-C. Lai, and L. M. Pecora (2009). Generic behavior of master-stability functions in coupled nonlinear dynamical systems. *Physical Review E* 80(3), 036204.
- ¹¹Hwang, D., M. Chavez, A. Amann, and S. Boccaletti (2005). Synchronization in complex networks with age ordering. *Phys. Rev. Lett.* 94, 138701.
- ¹²Kanter, I., E. Kopelowitz, R. Vardi, M. Zigzag, W. Kinzel, M. Abeles, and D. Cohen (2011). Nonlocal mechanism for cluster synchronization in neural circuits. *EPL (Europhysics Letters)* 93(6), 66001.
- ¹³Leifer, I., M. Sánchez-Pérez, C. Ishida, and H. A. Makse (2021). Predicting synchronized gene coexpression patterns from fibration symmetries in gene regulatory networks in bacteria. *BMC Bioinformatics* 22(363).
- ¹⁴Lusseau, D., K. Schneider, O. J. Boisseau, P. Haase, E. Slooten, and S. M. Dawson (2003). The bottlenose dolphin community of doubtful sound features a large proportion of long-lasting associations. *Behavioral Ecology and Sociobiology* 54(4), 396–405.
- ¹⁵Merris, R. (1994). Laplacian matrices of graphs: a survey. *Linear algebra and its applications* 197, 143–176.
- ¹⁶Mohar, B. (1992). Laplace eigenvalues of graphs—a survey. *Discrete mathematics* 109(1-3), 171–183.
- ¹⁷Morone, F., I. Leifer, and H. A. Makse (2020). Fibration symmetries uncover the building blocks of biological networks. *Proceedings of the National Academy of Sciences* 117(15), 8306–8314.
- ¹⁸Morone, F. and H. A. Makse (2019). Symmetry group factorization reveals the structure-function relation in the neural connectome of *Caenorhabditis elegans*. *Nature communications* 10(1), 1–13.
- ¹⁹Nicosia, V., M. Valencia, M. Chavez, A. Díaz-Guilera, and V. Latora (2013). Remote synchronization reveals network symmetries and functional modules. *Physical review letters* 110(17), 174102.

- ²⁰Nishikawa, T., A. Motter, Y. Lai, and F. Hoppensteadt (2003). Heterogeneity in oscillator networks: Are smaller worlds easier to synchronize? *Phys. Rev. Lett.* *91*, 014101.
- ²¹Panahi, S., I. Klickstein, and F. Sorrentino (2021). Cluster synchronization of networks via a canonical transformation for simultaneous block diagonalization of matrices.
- ²²Pecora, L. and T. Carroll (1998). Master stability functions for synchronized coupled systems. *Phys. Rev. Lett.* *80*, 2109–2112.
- ²³Pecora, L., T. Carroll, G. Johnson, D. Mar, and K. S. Fink (2000). Synchronization stability in coupled oscillator arrays: Solution for arbitrary configurations. *International Journal of Bifurcation and Chaos* *10*(02), 273–290.
- ²⁴Pecora, L. M., F. Sorrentino, A. M. Hagerstrom, T. E. Murphy, and R. Roy (2014). Cluster synchronization and isolated desynchronization in complex networks with symmetries. *Nature communications* *5*(1), 1–8.
- ²⁵Rosin, D. P., D. Rontani, D. J. Gauthier, and E. Schöll (2013). Control of synchronization patterns in neural-like boolean networks. *Physical review letters* *110*(10), 104102.
- ²⁶Rossi, R. A. and N. K. Ahmed (2015). The network data repository with interactive graph analytics and visualization. In *AAAI*.
- ²⁷Rossi, R. A., D. F. Gleich, A. H. Gebremedhin, and M. A. Patwary (2012). What if clique were fast? maximum cliques in information networks and strong components in temporal networks. *arXiv preprint arXiv:1210.5802*, 1–11.
- ²⁸Sah, P., K. E. Nussear, T. C. Esque, C. M. Aiello, P. J. Hudson, and S. Bansal (2016). Inferring social structure and its drivers from refuge use in the desert tortoise, a relatively solitary species. *Behavioral Ecology and Sociobiology* *70*(8), 1277–1289.
- ²⁹Schaub, M. T., N. O’Clery, Y. N. Billeh, J.-C. Delvenne, R. Lambiotte, and M. Barahona (2016). Graph partitions and cluster synchronization in networks of oscillators. *Chaos: An Interdisciplinary Journal of Nonlinear Science* *26*(9), 094821.
- ³⁰Sorrentino, F., M. Di Bernardo, and F. Garofalo (2007). Synchronizability and synchronization dynamics of weighed and unweighed scale free networks with degree mixing. *International Journal of Bifurcation and Chaos* *17*(07), 2419–2434.
- ³¹Sorrentino, F. and E. Ott (2007). Network synchronization of groups. *Phys. Rev. E* *76*(5), 056114.
- ³²Sorrentino, F. and L. Pecora (2016). Approximate cluster synchronization in networks with symmetries and parameter mismatches. *Chaos: An Interdisciplinary Journal of Nonlinear*

Science 26(9), 094823.

³³Williams, C. R., T. E. Murphy, R. Roy, F. Sorrentino, T. Dahms, and E. Schöll (2013). Experimental observations of group synchrony in a system of chaotic optoelectronic oscillators. *Physical review letters* 110(6), 064104.

³⁴Zhang, Y. and A. E. Motter (2020). Symmetry-independent stability analysis of synchronization patterns. *SIAM Review* 62(4), 817–836.