

An End-to-End Authentication Mechanism for Wireless Body Area Networks

Mosarrat Jahan, Fatema Tuz Zohra, Md. Kamal Parvez, Upama Kabir, Abdul Mohaimen Al Radi, Shaily Kabir
Department of Computer Science and Engineering, University of Dhaka, Dhaka, Bangladesh
Email: mosarratjahan@cse.du.ac.bd, fatema.zohra.2214@gmail.com, kamalparvez02@gmail.com, upama@cse.du.ac.bd, 2018-925-300@student.cse.du.ac.bd, shailykabir@cse.du.ac.bd

Abstract—Wireless Body Area Network (WBAN) ensures high-quality healthcare services by endowing distant and continual monitoring of patients' health conditions. The security and privacy of the sensitive health-related data transmitted through the WBAN should be preserved to maximize its benefits. In this regard, user authentication is one of the primary mechanisms to protect health data that verifies the identities of entities involved in the communication process. Since WBAN carries crucial health data, every entity engaged in the data transfer process must be authenticated. In literature, an end-to-end user authentication mechanism covering each communicating party is absent. Besides, most of the existing user authentication mechanisms are designed assuming that the patient's mobile phone is trusted. In reality, a patient's mobile phone can be stolen or comprised by malware and thus behaves maliciously. Our work addresses these drawbacks and proposes an end-to-end user authentication and session key agreement scheme between sensor nodes and medical experts in a scenario where the patient's mobile phone is semi-trusted. We present a formal security analysis using BAN logic. Besides, we also provide an informal security analysis of the proposed scheme. Both studies indicate that our method is robust against well-known security attacks. In addition, our scheme achieves comparable computation and communication costs concerning the related existing works. The simulation shows that our method preserves satisfactory network performance.

Index Terms—Authentication, security, privacy, WBAN

I. INTRODUCTION

Wireless Body Area Network (WBAN) promotes healthcare services by enabling continuous remote monitoring of the patients. To do so, it forms a short-range wireless network using the sensor nodes associated with the human body, responsible for monitoring and collecting different physiological data and communicating those data to healthcare services through the wireless signal. Hence, WBAN eliminates the need of the patients to frequently visit hospitals and turns the laborious task of healthcare givers more systematic. Especially, WBAN is beneficial for monitoring elderly patients and patients suffering from chronic conditions.

Nevertheless, wide deployment of WBAN is subject to concern due to various security and privacy issues caused mainly by the involvement of resource-constrained sensor nodes [1], [2]. Moreover, WBAN transfers highly sensitive health-related data [3], [4]. Therefore, the development of lightweight and rigorous security mechanisms is essential for the practical realization of WBAN. In this regard, user authentication is a predominant mechanism to confirm the

identities of participating nodes and combat unauthorized access to patients' data.

Although current research works address the user authentication mechanism of WBAN [2], [5], [6], they do not take into consideration various communication among the WBAN entities. Usually, WBAN follows a centralized two-hop WBAN architecture [6]–[8]. Here, sensor nodes collect physiological data such as blood glucose level, pulse rate, body temperature, and heart rate [8] and transmit to an intermediate node, generally the mobile phone associated with a patient. This communication is known as *intra-BAN* communication [6]. In addition, the intermediate node transfers data to a hub node, and this communication is known as *inter-BAN* communication [6]. Finally, the hub node transfers data to the health service providers using *beyond-BAN* communication [6]. In literature, most works [6], [9], [10] proposed authentication mechanisms for the inter-BAN communication without providing any clue regarding the secure communication mechanism between the sensor nodes and the patient's mobile phone. Only [11], [12] mentioned a key establishment mechanism for the intra-BAN part while proposing an authentication mechanism for the inter-BAN communication. As sensitive health data passes through each WBAN entity, an end-to-end authentication covering each communication between the WBAN entities is essential. Although [7], [8] proposed an authentication mechanism between the sensor nodes and hub node, these schemes can optionally utilize the patient's mobile phone as a forwarder node, and the authors considered the mobile phone to be completely trusted. In reality, sensor nodes in WBAN use an intermediate resource-rich device such as a patient's smartphone and smartwatch to reduce energy overhead to transmit to a distant entity [7], [11]. Therefore, in a realistic scenario patient's associated mobile device should also participate in the authentication process. Moreover, a patient's mobile phone can be stolen or affected by malware that secretly eavesdrops on valuable information. Therefore, the assumption of a completely trusted mobile phone is not practical.

To address these shortcomings, we extend Al-Turjman and Alturjman's scheme [4] by incorporating the patient's mobile phone in the authentication process and considering the mobile phone as a semi-trusted entity. In particular, the following contributions are made in this paper:

- We present an end-to-end user authentication and session

key establishment mechanism to support secure communication between the sensor nodes connected to patients' bodies and health experts. This scheme covers intra-BAN, inter-BAN, and beyond-BAN transmission in a setting where the patient's mobile phone is semi-trusted.

- We present a rigorous security analysis of the proposed scheme using widely accepted BAN logic. Besides, we also give an informal security analysis of the proposed scheme.
- We demonstrate the performance of the proposed scheme concerning the other related works using computation and communication costs.
- We implement the proposed scheme using NS-3 [13] simulator and assess the effect of the proposed scheme on various network parameters.

The remaining paper is organized as follows. Section II summarizes the related works on the WBAN authentication mechanism. Besides, Section III presents the system model of our proposed scheme, while Section IV provides a comprehensive description of the proposed scheme. Section V discusses the security features of the proposed scheme. In addition, Section VI offers formal security proof using BAN logic, and section VII presents a comparative performance analysis of the proposed scheme. Section VIII illustrates the effect of the proposed scheme on network performance. Lastly, Section IX concludes the paper.

II. LITERATURE REVIEW

Baker et al. [3] presented a comprehensive study on the application of the Internet of Things (IoT) in the healthcare system and highlighted the recent research works in this direction. This study identifies the lack of research on providing treatment in emergencies. Also, it indicates the insufficiency of research on security schemes that covers end-to-end IoT-based healthcare systems. For example, Saeed et al. [2] presented a lightweight and anonymous user authentication scheme between a WBAN sensor and the application provider using an online/offline certificate-less signature mechanism. Hence, this scheme does not authenticate every entity of WBAN. Besides, Abiramy and Sudha [12] proposed a lightweight inter-BAN authentication scheme between the patient's mobile device and application providers. Further, this scheme creates a group key to support secure data transfer operation among the mobile terminal and sensor nodes. Hence, every sensor node and the mobile terminal can listen to messages interchanged by other sensors. Wazid et al. [11] handled this shortcoming by establishing pairwise secret keys between the implanted sensors and the patients' mobile phone. Further, the authors proposed a three-factor remote user authentication mechanism between a doctor and a patient's mobile phone. Similarly, Li et al. [6] proposed an authentication mechanism between a patient's mobile phone and the medical expert in a three-phase mobile healthcare system. Besides, Konan and Wang [9] introduced an efficient authentication scheme between the smartphone of a patient and the application provider. Moreover, the authors proposed a batch authentication process to

reduce the computation and communication costs. On the other hand, Arfaoui et al. [14] proposed a context-aware anonymous intra-BAN authentication scheme between the sensor nodes and the controller node. In case of emergency treatment, the authentication mechanism allows direct access to the sensor nodes.

Li et al. [7] proposed an anonymous and lightweight authentication protocol where a sensor node authenticates with a hub node. In this scheme, the patient's mobile device can be optionally used as a completely trusted forwarder node between the sensor node and the hub. Kompara et al. [8] proposed authentication and key agreement scheme based on Li's scheme [7] that incorporates the session unlinkability property. This scheme also assumes the mobile phone as a trusted entity following [7]. Rehman et al. [15] extended Kompara's scheme [8] to prevent rogue intermediate node attack, sensor node masquerading attacks, and compromised base station attacks. Likewise, Almuhaideb et al. [16] improved the efficiency of kompara's scheme [8] by introducing the concept of re-authentication. In this scheme, a sensor node authenticates with a hub node where a mobile terminal can be used as a forwarder node. Besides, Alzahrani et al. [17] offered a lightweight and secure authentication scheme between the sensor node and hub node, where a mobile terminal can also be used as a forwarder. This scheme also assumes the mobile terminal to be trusted.

Apart from the works discussed above, Jegadeesan et al. [5] proposed an authentication mechanism between a patient and a doctor that preserves user privacy, data integrity, and non-repudiation property. Further, Mahender and Satish [18] introduced an identity-based anonymous authentication and key agreement protocol for WBAN in the cloud-aided environment where a sensor node authenticates with the cloud server. In addition, Chen and Peng [10] proposed an authentication scheme that mutually authenticates a WBAN client with application provider using asymmetric bilinear pairing. Moreover, Al-Turjman and Alturjman [4] proposed authentication and key agreement mechanism for Wireless Multimedia Medical Sensor Network (WMSN) to support mutual authentication between sensor nodes/smartphones and the medical experts. A healthcare professional collects physiological data from sensor nodes connected to the patient's body in this scheme. Parvez et al. [19] extended this scheme to include a patient's mobile phone in the authentication mechanism. However, this scheme also considers a patient's mobile phone as a trusted entity.

In summary, existing works lack in supporting end-to-end authentication, crucial for the security of health data. Moreover, user authentication mechanisms of WBAN usually assume that the patient's mobile phone gathering data from sensor nodes is trustworthy [7], [16], [17]. In our work, we address these shortcomings and propose a concrete solution that can operate even if the mobile phone is semi-trusted and handle the complete authentication process between a medical expert and a particular sensor node.

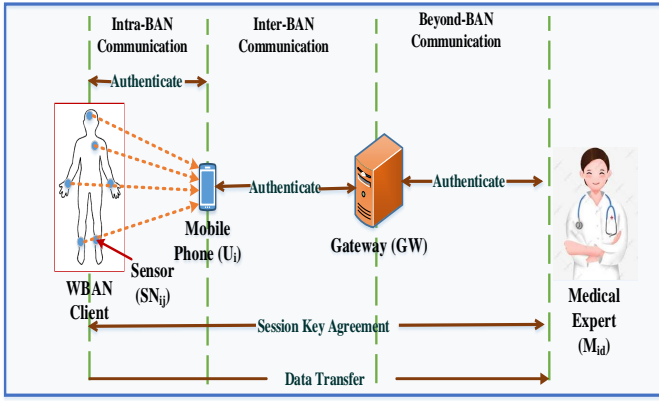


Fig. 1. System model of the proposed scheme.

III. SYSTEM MODEL

Figure 1 presents the system model of our proposed scheme. It comprises *sensors*, *patient's mobile phone*, *gateway server*, and *medical experts*.

Sensors are resource-limited devices attached to the patient's body. They obtain various physiological data and transmit these data with the help of the patient's mobile phone for further processing. We assume that the sensor node works as an honest entity.

Mobile phone is the patient's portable phone that a patient always carries with them. It accumulates data collected from sensor nodes attached to the patient's body and transmits them for further processing. We assume that the patient's mobile phone is semi-trusted. This situation occurs when a mobile phone is infected by malware. A semi-trusted entity, the compromised mobile phone accurately follows the protocol but tries to snoop information from the processing [20].

Gateway is a trustworthy entity managed by a medical organization. It is responsible for registering the patient's mobile phone, the patient's sensor nodes, and medical experts. It also computes secret keys and exchanges them with the corresponding entities using secure communication channels. Besides, gateway takes part in the authentication process between medical professionals and patients.

Medical Experts are healthcare providers such as doctors and nurses who periodically monitor the patient's health condition and thus access the patient's health-related information.

IV. THE PROPOSED SCHEME

Our proposed scheme enhances Al-Turjman, and Alturjman's scheme [4] to enable end-to-end user authentication in a realistic WBAN scenario where a patient's mobile phone is semi-trusted. Table I lists the symbols used to delineate the proposed scheme.

Our scheme consists of three phases. They are:

A. Registration Phase

In this phase, medical experts, patients' mobile phones, and patients' sensor nodes register with a trusted gateway server *GW*.

TABLE I
LIST OF NOTATIONS

Symbol	Description
M_{id}	Medical expert's ID
PW	Password
EPW	Extended password
GW	Gateway server
ID_{gw}	Gateway server's ID
U_i	Mobile phone's ID of i th patient
SN_j	ID of j th sensor node
S_{key}	Secret key between a gateway and a medical expert
K_j, K_l	Master keys between a gateway and a medical expert
K_{GW-U}	Secret key between a gateway and patient's mobile phone
K_{U-SN_j}	Secret key between patient's mobile phone and j th sensor node
K_{GW-SN_j}	Secret key between a gateway and j th sensor node
K_{ssk}	Secret session key
T_i	Current timestamp
ΔT_c	Delay time period
$E_{key}[\cdot]$	Encryption using key
$D_{key}[\cdot]$	Decryption using key
$H(\cdot)$	One-way hash function

1) *Medical Expert Registration*: The procedure of registering a medical expert consists of the following steps:

- **Step 1**: The medical expert selects a unique ID M_{id} and password PW and enters them into their authorized mobile device. This device selects a random number r_d , computes $EPW = H(PW \oplus r_d)$ and sends $\langle M_{id}, EPW \rangle$ to GW using a secure channel.
- **Step 2**: GW computes master keys K_j and K_l for M_{id} [4]. It computes $C = E_{K_j}[M_{id}||ID_{gw}]$ and $N_i = H(M_{id} \oplus EPW \oplus S_{key})$. GW then sends $\langle H(\cdot), C, N_i, S_{key}, K_j, K_l \rangle$ to M_{id} using a secure communication channel.
- **Step 3**: The medical expert M_{id} stores the received information and r_d in their mobile phone in a secure way. GW also stores $\langle C, K_j, K_l, H(\cdot) \rangle$ for M_{id} .

2) *Patient's Mobile Device Registration*: The gateway selects a unique ID U_i for a patient's mobile phone and computes $K_{GW-U} = H(U_i \oplus ID_{gw})$. It then securely shares $\langle U_i, K_{GW-U} \rangle$ with the patient's mobile phone. GW also stores K_{GW-U} for U_i .

3) *Sensor Registration*: The gateway GW assigns a unique ID SN_j to the j th sensor node connected to U_i and computes $K_{U-SN_j} = H(U_i \oplus SN_j)$ and $K_{GW-SN_j} = H(ID_{gw} \oplus SN_j)$. It sends $\langle U_i, SN_j, K_{U-SN_j}, K_{GW-SN_j}, H(\cdot) \rangle$ to the sensor node via a secure channel. Besides, it securely shares $\langle SN_j, K_{U-SN_j} \rangle$ to the mobile phone U_i . GW also stores K_{GW-SN_j} and K_{U-SN_j} for SN_j .

B. Authentication Phase

In this phase, a medical expert, a patient's mobile phone, and a specific sensor node authenticate each other through mutual authentication. At the end of this phase, a medical expert and a sensor node establish a unique session key to continue their future communications. The required steps of this phase are as follows:

- **Step 1:** The medical expert enters M_{id} and PW to their authorized mobile device to log in to the system. This device calculates $N_i^* = H(M_{id} \oplus H(PW \oplus r_d) \oplus S_{key})$ with the supplied M_{id} and PW . If $N_i^* = N_i$, the medical expert can proceed for further computations. This step prevents a wicked person to use the device allocated to a honest medical professional. The medical expert calculates $H(M_{id})$ and $CID_i = E_{K_i}[H(M_{id})||M||U_i||SN_j||C||T_1]$ where M is a randomly selected nonce. The medical expert transmits $\langle CID_i, C, T_1 \rangle$ to GW using a public channel.
- **Step 2:** The gateway GW checks into its database for C and fetches corresponding K_j and K_l . It computes $D_{K_l}[CID_i]$ and excerpts $H(M'_{id}), M, U_i, SN_j, C^*$ and T_1^* from CID_i . If $T_1 = T_1^*$ and $T_2 - T_1 \leq \Delta T_c$, GW continues further processing where T_2 is the time when GW receives $\langle CID_i, C, T_1 \rangle$. This test ensures $\langle CID_i, C, T_1 \rangle$ is received within a permitted time period ΔT_c . Besides, GW computes $D_{K_j}[C]$, extracts M_{id}^*, ID_{gw}^* from C and computes $H(M_{id}^*)$. If $H(M_{id}^*) = H(M'_{id})$ and $ID_{gw}^* = ID_{gw}$ then GW computes $X = E_{K_{GW-SN_j}}[M_{id}||M]$ and $V_i = E_{K_{GW-U}}[U_i||SN_j||X||T_3]$ and sends $\langle V_i, T_3 \rangle$ to the patient's mobile phone U_i .
- **Step 3:** The mobile phone U_i computes $D_{K_{GW-U}}[V_i]$ and excerpts U_i^*, SN_j, X and T_3^* from V_i . It checks for $T_3^* = T_3$ and $T_4 - T_3 \leq \Delta T_c$ where T_4 is the time when U_i receives $\langle V_i, T_3 \rangle$. If both conditions are satisfied and $U_i^* = U_i$ then the mobile phone computes $V'_i = E_{K_{U-SN_j}}[X||U_i||SN_j||T_5]$ and sends $\langle V'_i, T_5 \rangle$ to SN_j through a public channel.
- **Step 4:** The sensor node SN_j computes $D_{K_{U-SN_j}}[V'_i]$ and retrieves X, U_i, SN_j^* and T_5^* from V'_i . Besides, it computes $D_{K_{GW-SN_j}}[X]$ and extracts M_{id}^* and M . If $T_5^* = T_5$ and $T_6 - T_5 \leq \Delta T_c$ where T_6 is the time when SN_j receives $\langle V'_i, T_5 \rangle$, the sensor performs subsequent computations. If $SN_j^* = SN_j$ the sensor calculates $K_{ssk} = H(M_{id}^* \oplus SN_j^* \oplus M)$. Alongside, it computes $L = E_{K_{ssk}}[SN_j^*||M_{id}^*||T_7]$ and sends $\langle L, T_7 \rangle$ to the medical expert over the public channel.
- **Step 5:** The medical expert also computes $K_{ssk} = H(M_{id} \oplus SN_j \oplus M)$ using information stored in their mobile device. M_{id} also computes $D_{K_{ssk}}[L]$ and retrieves SN_j^*, M_{id}^* and T_7^* . If $T_7^* = T_7$ and $T_8 - T_7 \leq \Delta T_c$ the medical expert continues future computations where T_8 is the time when M_{id} receives $\langle L, T_7 \rangle$. If $SN_j^* = SN_j$ and $M_{id}^* = M_{id}$, then the medical expert is confirmed that the same secret key K_{ssk} is set up between M_{id} and SN_j .

C. Password Update Phase

To update the password, the medical expert must log in to the system. The necessary steps are as follows:

- **Step 1:** The medical professional enters M_{id} and PW to their assigned mobile device. The device computes $N_i^* = H(M_{id} \oplus H(PW \oplus r_d) \oplus S_{key})$ and compares $N_i^* = N_i$.

If the comparison is true, the medical expert can proceed further computations.

- **Step 2:** The medical expert M_{id} enters a new password PW^{new} . The device again chooses a random number r_d^{new} , computes $EPW^{new} = H(PW^{new} \oplus r_d^{new})$ and sends $\langle M_{id}, EPW^{new} \rangle$ to GW through a secure communication channel.
- **Step 3:** GW computes $N_i^{new} = H(M_{id} \oplus EPW^{new} \oplus S_{key})$ and sends N_i^{new} to M_{id} using a secure channel. The device replaces N_i and r_d with N_i^{new} and r_d^{new} in its memory.

V. SECURITY ANALYSIS

We first present the security properties preserved when the patient's mobile phone works genuinely. Subsequently, we discuss the resiliency of the proposed scheme when the patient's mobile phone is compromised.

A. Security Analysis when Patient's Mobile Phone is Trusted

- **Mutual Authentication:** A medical expert M_{id} and a sensor SN_j connected to a patient authenticate each other to set up a secure communication. During registration phase, GW transmits $C = E_{K_j}[M_{id}||ID_{gw}]$ to the medical expert. In the authentication phase, M_{id} sends the same C along with CID_i to GW . The gateway computes $D_{K_j}[C] = D_{K_j}[M_{id}||ID_{gw}^*]$ and $D_{K_l}[CID_i] = [H(M'_{id})||M||U_i||SN_j||T_1]$. It authenticates M_{id} when $H(M_{id}^*) = H(M'_{id})$ and $ID_{gw}^* = ID_{gw}$. Furthermore, GW generates $X = E_{K_{GW-SN_j}}[M_{id}||M]$ and then $V_i = E_{K_{GW-U}}[U_i||SN_j||X||T_3]$. As K_{GW-U} is shared between GW and U_i , the patient's mobile phone can decrypt V_i . U_i computes V'_i using K_{U-SN_j} . As K_{U-SN_j} is a secret between U_i and SN_j , only the sensor node can decrypt V'_i and retrieve U_i, SN_j and X . The sensor node further decrypts X using K_{GW-SN_j} and obtains M_{id}, M to generate K_{ssk} . It also computes $L = E_{K_{ssk}}[SN_j||M_{id}||T_7]$ and sends $\langle L, T_7 \rangle$ to the medical expert. M_{id} computes K_{ssk} using M_{id}, SN_j , and M available to its storage. M_{id} then decrypts L using K_{ssk} and obtains the identifies of the medical expert and the sensor node. If these identities match with those parameters sent through CID_i , the medical expert is sure that same K_{ssk} is generated between M_{id} and SN_j . Hence, our scheme ensures mutual authentication.
- **Unique Secret Key Generation:** After successful authentication, a sensor node and a medical expert share a secure session key. This session key is calculated as $K_{ssk} = H(M_{id}||M||SN_j)$. Since the medical expert selects a new random nonce M in every session, a unique session key is created for each new data transfer operation between M_{id} and SN_j .
- **User Masquerading Attack:** An adversary can capture $\langle CID_i, C, T_1 \rangle$ as this message is transmitted through a public channel. They may try to alter the message and introduce a new message $\langle CID_i^{new}, C, T_1 \rangle$ in the channel where CID_i^{new} is constructed using M_{id}^* ,

M^* , U_i^* , SN_j^* and T_1 selected by the adversary. As K_l (distributed between GW and M_{id}) is not known to the adversary, they cannot produce CID_i^{new} in a correct form that can be decrypted successfully by GW using K_l . Similarly, an adversary cannot counterfeit C as K_j is not known. An adversary also cannot forge V_i , V_i' due to the lack of access to K_{GW-U} and K_{U-SN_j} , respectively. Moreover, the adversary cannot regenerate X due to the lack of access to K_{GW-SN_j} . Besides, they cannot reproduce L as M_{id} , SN_j and M are unknown. Thus, masquerading a user is not possible.

- **Secret Gateway Guessing Attack:** Our scheme utilizes six different keys such as K_j , K_l , S_{key} , K_{GW-U} , K_{GW-SN_j} and K_{U-SN_j} . GW shares these keys with different entities in a secure way. Moreover, an adversary cannot obtain these keys from GW as it is a trusted entity. Besides, our scheme exchanges the identities of medical experts, patient's mobile phones, sensor nodes, and $H(\cdot)$ in a secure way. Therefore, the adversary cannot guess or reproduce K_{GW-U} , K_{GW-SN_j} and K_{U-SN_j} . Hence, secret gateway guessing attacks are not possible. In addition, the adversary is not able to compute the session key as $H(\cdot)$, M_{id} , M and SN_j are hidden.
- **Replay Attack:** An adversary cannot utilize previous obsolete messages $\langle CID_i, C, T_1 \rangle$, $\langle V_i, T_3 \rangle$, $\langle V_i', T_5 \rangle$, and $\langle L, T_7 \rangle$ to access the system. They can alter the timestamp component of these messages only. Besides, CID_i , V_i , V_i' , and L also include the timestamp T_i . An adversary cannot change T_i in these messages due to not having access to the necessary keys. Hence, comparing the timestamp obtained from CID_i , V_i , V_i' , and L with the timestamp component modified by the adversary in the message request will never be successful. Moreover, each entity of the WBAN also ensures that messages are received within a pre-defined time frame ΔT_c . Therefore, our scheme is resilient to replay attacks.
- **Man-in-the-middle attack:** In this attack, an adversary can snoop and possibly alter the messages transmitted through the communication channel without informing the communicating parties. Since attackers do not have access to the secret keys K_j , K_l , K_{GW-U} , K_{GW-SN_j} , K_{U-SN_j} and K_{ssk} , they can not recover the original message by eavesdropping or can not reconstruct a new message that decrypts successfully. Therefore, a man-in-the-middle attack is not possible.
- **User Anonymity:** The proposed scheme hides the identities of patients' mobile phones, sensor nodes, and medical experts from unauthorized parties. All this information is stored in encrypted form in the messages exchanged during the authentication process. Since the adversaries do not have access to the required keys to decrypt these messages, they cannot gain any information regarding the identities of patients' mobile phones, sensor nodes, and medical experts. Thus our scheme ensures the anonymity of patients and medical professionals.

- **Forward and Backward Secrecy:** The proposed scheme ensures that the compromise of a session key does not hamper the secrecy of previous and future sessions. In our scheme, K_{ssk} is generated as $H(M_{id} \oplus SN_j \oplus M)$ and for the use of one-way hash function $H(\cdot)$, it is not possible to extract M_{id} , SN_j , and M . Moreover, the identities of sensors, mobile phones, and medical experts are always transmitted in an encrypted form. Due to not having access to the decryption keys, an adversary cannot retrieve that information. In addition, M changes in every session to generate a unique key. Therefore, it is not possible to construct any previous and future session keys when a session key is exposed.

B. Patient's Mobile Device is Compromised

The proposed scheme prevents false authentication in case of patient's mobile phone is compromised for example through malware attacks. The mobile device U_i receives $\langle V_i, T_3 \rangle$ from GW where $V_i = E_{K_{GW-U}}[U_i || SN_j || X || T_3]$ and $X = E_{K_{GW-SN_j}}[M_{id} || M]$. It decrypts V_i using K_{GW-U} and obtains X . U_i is unable to decrypt X due to lack of access to K_{GW-SN_j} . Therefore, it cannot obtain M_{id} and M which are necessary to generate the session key. Moreover, the mobile phone delivers $\langle V_i', T_5 \rangle$ to the sensor node where $V_i' = E_{K_{U-SN_j}}[X || U_i || SN_j || T_5]$, and SN_j decrypts X using K_{GW-SN_j} and forms the session-key ssk .

As U_i is compromised, an adversary can obtain the secret key K_{GW-U} for a particular patient's mobile phone and the secret key K_{U-SN_j} of the sensor nodes associated with that mobile device. As the adversary does not have access to K_{GW-SN_j} , they cannot decrypt X . Hence, it is not possible for an adversary to obtain M_{id} and M required for a session key. Also, the adversary cannot alter X without the possession of K_{GW-SN_j} .

An adversary can reconstruct V_i and V_i' for U_i and arbitrary SN_j as they possess K_{GW-U} and K_{U-SN_j} (obtained from compromised patients' mobile phones). In the worst case, they can incorporate a X captured from previous sessions involving the same U_i , GW and SN_j with the reconstructed V_i and V_i' . Besides, they can manipulate the timestamp component in V_i and V_i' . Thus an adversary can replay V_i and V_i' in the channel that a medical expert does not initiate. In this case, when a L is reached to the medical experts, they can identify the false attempt to establish a session, and L may be reached after the pre-defined time interval. Hence, the adversary cannot get any advantages by replaying V_i and V_i' .

Due to access of K_{GW-U} and K_{U-SN_j} , an adversary can obtain information about a particular patient and sensor nodes associated with that patient. Possession of K_{GW-U} and K_{U-SN_j} does not help to identify the medical expert. An adversary also cannot construct the secret keys of other entities with the help of the leaked identities as they do not have access to $H(\cdot)$.

TABLE II
LIST OF NOTATIONS USED IN BAN LOGIC

Notation	Narration	Notation	Narration
$\{Y\}_K$	Y is encrypted by K	$R \Rightarrow Y$	R controls Y
$R \triangleleft \{Y\}_K$	R sees $\{Y\}_K$	$\#(Y)$	Y is fresh
$R \sim Y$	R said Y	$R \xleftrightarrow{K} S$	R and S shares K
$R \equiv Y$	R believes Y		

TABLE III
BAN LOGIC RULES

Rule	Narration
$\frac{R \equiv R \xleftrightarrow{K} S, R \triangleleft \{Y\}_K}{R \equiv S \sim Y}$	R_1 (Message-meaning rule): If R believes that R shares K with S and R observes Y encrypted with K , R trusts S said Y
$\frac{R \equiv \#(Y), R \equiv S \sim Y}{R \equiv S \equiv Y}$	R_2 (Nonce-verification rule): If R believes that Y is new and R believes S uttered Y , R believes S trusts Y
$\frac{R \equiv \#(Y)}{R \equiv \#(Y, Z)}$	R_3 (Freshness-conjunction rule): If R trusts that Y is new, R admits (Y, Z) is fresh
$\frac{R \equiv S \Rightarrow Y, R \equiv S \equiv Y}{R \equiv Y}$	R_4 (Jurisdiction rule): If R believes S controls Y and R believes S trusts Y , R trusts Y

VI. PROTOCOL ANALYSIS USING BAN LOGIC

We use BAN logic [21] to verify the validity of the proposed scheme in generating secret session keys. Table II presents a brief description of the notations used for the BAN logic [21].

We need to satisfy the following goals to confirm the security of the proposed scheme:

- Goal 1: $MD \equiv SN_j \equiv (MD \xleftrightarrow{K_{ssk}} SN_j)$
- Goal 2: $SN_j \equiv MD \equiv (MD \xleftrightarrow{K_{ssk}} SN_j)$
- Goal 3: $MD \equiv (MD \xleftrightarrow{K_{ssk}} SN_j)$
- Goal 4: $SN_j \equiv (MD \xleftrightarrow{K_{ssk}} SN_j)$

We use the BAN logic rules, idealized messages, and assumptions to prove that the proposed scheme satisfies the security goals. Table III shows the BAN logic rules [21] used in our analysis.

The idealized form of the transmitted messages are as follows:

- $M_1 : MD \rightarrow GW : \{H(M_{id}), M, U_i, SN_j, C, T_1\}_{k_l}$
- $M_2 : GW \rightarrow U_i : \{U_i, SN_j, \{M_{id}, M\}_{K_{GW-SN_j}}, T_3\}_{K_{GW-U}}$
- $M_3 : U_i \rightarrow SN_j : \{\{M_{id}, M\}_{K_{GW-SN_j}}, U_i, SN_j, T_5\}_{K_{U-SN_j}}$
- $M_4 : SN_j \rightarrow MD : \{SN_j, M_{id}, T_7\}_{K_{ssk}}$

We extract the following initial assumptions from the protocol messages:

- $P_1 : MD \equiv MD \xleftrightarrow{K_l} GW$
- $P_2 : GW \equiv MD \xleftrightarrow{K_l} GW$
- $P_3 : MD \equiv MD \xleftrightarrow{K_j} GW$
- $P_4 : GW \equiv MD \xleftrightarrow{K_j} GW$
- $P_5 : GW \equiv \#(T_1)$
- $P_6 : GW \equiv \#(M)$
- $P_7 : GW \equiv U_i \xleftrightarrow{K_{GW-U}} GW$
- $P_8 : U_i \equiv U_i \xleftrightarrow{K_{GW-U}} GW$
- $P_9 : U_i \equiv \#(T_3)$
- $P_{10} : U_i \equiv SN_j \xleftrightarrow{K_{U-SN_j}} U_i$
- $P_{11} : SN_j \equiv SN_j \xleftrightarrow{K_{U-SN_j}} U_i$

- $P_{12} : SN_j \equiv \#(T_5)$
- $P_{13} : GW \equiv SN_j \xleftrightarrow{K_{GW-SN_j}} GW$
- $P_{14} : SN_j \equiv SN_j \xleftrightarrow{K_{GW-SN_j}} GW$
- $P_{15} : MD \equiv \#(T_7)$
- $P_{16} : SN_j \equiv SN_j \xleftrightarrow{K_{ssk}} MD$
- $P_{17} : MD \equiv SN_j \xleftrightarrow{K_{ssk}} MD$
- $P_{18} : MD \equiv SN_j \Rightarrow (MD \xleftrightarrow{K_{ssk}} SN_j)$
- $P_{19} : SN_j \equiv MD \Rightarrow (MD \xleftrightarrow{K_{ssk}} SN_j)$
- $P_{20} : SN_j \equiv \#(M)$

From M_1 , we get

- $V_1 : GW \triangleleft \{H(M_{id}), M, U_i, SN_j, C, T_1\}_{k_l}$
From P_2 and V_1 using R_1 we get
- $V_2 : GW \equiv MD \sim \{H(M_{id}), M, U_i, SN_j, C, T_1\}$
From P_5 and P_6 using R_3 we get
- $V_3 : GW \equiv \# \{H(M_{id}), M, U_i, SN_j, C, T_1\}$
From V_2 and V_3 using R_2 , we get
- $V_4 : GW \equiv MD \equiv \{H(M_{id}), M, U_i, SN_j, C, T_1\}$

From M_2 , we get

- $V_5 : U_i \triangleleft \{U_i, SN_j, \{M_{id}, M\}_{K_{GW-SN_j}}, T_3\}_{K_{GW-U}}$
From P_8 and V_5 using R_1 , we get
- $V_6 : U_i \equiv GW \sim \{U_i, SN_j, \{M_{id}, M\}_{K_{GW-SN_j}}, T_3\}$
From P_9 and R_3 we get
- $V_7 : U_i \equiv \# \{U_i, SN_j, \{M_{id}, M\}_{K_{GW-SN_j}}, T_3\}$
From V_6 and V_7 using R_2 , we get
- $V_8 : U_i \equiv GW \equiv \{U_i, SN_j, \{M_{id}, M\}_{K_{GW-SN_j}}, T_3\}$

From M_3 , we get

- $V_9 : SN_j \triangleleft \{\{M_{id}, M\}_{K_{GW-SN_j}}, U_i, SN_j, T_5\}_{K_{U-SN_j}}$
From P_{11} and V_9 using R_1 we get,
- $V_{10} : SN_j \equiv U_i \sim \{\{M_{id}, M\}_{K_{GW-SN_j}}, U_i, SN_j, T_5\}$
From P_{12} and R_3 we get,
- $V_{11} : SN_j \equiv \# \{\{M_{id}, M\}_{K_{GW-SN_j}}, U_i, SN_j, T_5\}$
From V_{10} and V_{11} , using R_2 we get,
- $V_{12} : SN_j \equiv U_i \equiv \{\{M_{id}, M\}_{K_{GW-SN_j}}, U_i, SN_j, T_5\}$

From M_4 , we get

- $V_{13} : MD \triangleleft \{SN_j, M_{id}, T_7\}_{K_{ssk}}$
From P_{17} and V_{13} using R_1 we get,
- $V_{14} : MD \equiv SN_j \sim \{SN_j, M_{id}, T_7\}$
From P_{15} using R_3 we get,
- $V_{15} : MD \equiv \# \{SN_j, M_{id}, T_7\}$
From V_{14} and V_{15} using R_2 we get,
- $V_{16} : MD \equiv SN_j \equiv \{SN_j, M_{id}, T_7\}$

From V_{12} we get

- $V_{17} : SN_j \triangleleft \{M_{id}, M\}_{K_{GW-SN_j}}$
From P_{14} and V_{17} using R_1 we get
- $V_{18} : SN_j \equiv GW \sim \{M_{id}, M\}$
From P_{20} and R_3 we get
- $V_{19} : SN_j \equiv \# \{M_{id}, M\}$
From V_{18} and V_{19} using R_2 we get
- $V_{20} : SN_j \equiv GW \equiv \{M_{id}, M\}$

As $K_{ssk} = H(M_{id} \oplus SN_j \oplus M)$ and combining V_{20} , V_{12} , V_8 and V_4 we get

- $V_{21} : SN_j \equiv MD \equiv (MD \xleftrightarrow{K_{ssk}} SN_j)$ (Goal 2)
As $K_{ssk} = H(M_{id} \oplus SN_j \oplus M)$, from V_{16} we get
- $V_{22} : MD \equiv SN_j \equiv (MD \xleftrightarrow{K_{ssk}} SN_j)$ (Goal 1)
From V_{21} and P_{19} using R_4 we get
- $V_{23} : SN_j \equiv (MD \xleftrightarrow{K_{ssk}} SN_j)$ (Goal 4)
From V_{22} and P_{18} using R_4 we get
- $V_{24} : MD \equiv (MD \xleftrightarrow{K_{ssk}} SN_j)$ (Goal 3)

TABLE IV
COMPARISON BASED ON SECURITY FEATURES

Features	Abiramy and Sudha [12]	Al-Turjman and Alturjman [4]	Li et al. [7]	Proposed scheme
Mutual authentication	✓	✓	✓	✓
User anonymity	×	✓	✓	✓
Resilient to semi-trusted mobile device	×	–	×	✓
End-to-end authentication	×	×	×	✓
User masquerading attack	–	✓	✓	✓
Replay attack	–	✓	✓	✓
Man-in-the-middle attack	–	✓	✓	✓
Secret gateway guessing attack	–	✓	✓	✓
Forward and backward secrecy	forward secrecy only	✓	✓	✓

✓: a scheme conserves a feature; ×: a scheme does not conserve a feature; –: a scheme unresponsive about a feature.

TABLE V
COMPUTATION COST OF OUR SCHEME

Node	Computation cost
Medical expert	$4T_H + 5T_{XOR} + 2T_{ENC}$
Gateway	$4T_{ENC} + T_H$
Mobile device	$2T_{ENC}$
Sensor	$3T_{ENC} + T_H + 2T_{XOR}$

VII. COMPARATIVE STUDY

In this section, we present a comparison of the proposed scheme with the other related works: the schemes of Abiramy and Sudha [12], Li et al. [7] and Al-Turjman and Alturjman [4] in respect to computation, communication, and security features.

A. Comparison in respect to Security Features

A comparison of our scheme with the existing techniques based on security features is shown in Table IV. It is apparent from the table that our scheme provides better security compared to the other schemes. Notably, none of the current schemes raise protection against the semi-trusted patient's mobile phone. Abiramy and Sudha [12] and Li et al. [7] assumed that patient's mobile phone is their scheme is fully trusted. Besides, existing schemes do not provide end-to-end authentication. Furthermore, Abiramy and Sudha [12] does not achieve user anonymity and provides forward secrecy only.

B. Comparison in respect to Computation Cost

The computation cost is measured as the total time required to perform mutual authentication. We use T_H , T_{XOR} , T_{ENC} , T_M , and T_{EXP} to denote the time required to compute hash function, ex-or operation, symmetric key encryption/decryption, Elliptic Curve Cryptography (ECC) point multiplication, and exponentiation operation, respectively. Table V shows the computation cost of each entity in our proposed scheme. In total the computation cost of the proposed scheme is $6T_H + 11T_{ENC} + 7T_{XOR} \approx 6T_H + 11T_{ENC}$ (Here to mention that T_{XOR} is negligible compared to the other costs). Table VI presents a comparison of our scheme with the existing schemes in respect to computation cost. Our scheme attains higher computation time compared to the Al-Turjman and Alturjman scheme [4] due to the explicit inclusion of the patient's mobile phone in the authentication process and preventing crucial information for session key generation from the semi-trusted mobile phone. These two features are missing in other low-cost related works.

C. Comparison in respect to Communication Cost

Table VII presents the communication cost of our proposed scheme. We assume $|M_{id}| = |U_i| = |SN_j| = 32$ bits [2], $|T_i| =$

TABLE VI
COMPARISON BASED ON COMPUTATION COST

Scheme	Computation cost
Abiramy and Sudha [12]	$9T_M + 2T_{EXP} + 3T_H$
Al-Turjman and Alturjman [4]	$6T_H + 7T_{ENC} + 2T_{XOR} \approx 6T_H + 7T_{ENC}$
Li et al. [7]	$8T_H + 17T_{XOR} \approx 8T_H$
Proposed scheme	$6T_H + 11T_{ENC} + 7T_{XOR} \approx 6T_H + 11T_{ENC}$

TABLE VII
COMMUNICATION COST OF OUR SCHEME

Communication between nodes	Communication cost
$M_{id} \rightarrow GW$	672 bits
$GW \rightarrow U_i$	288 bits
$U_i \rightarrow SN_j$	288 bits
$SN_j \rightarrow M_{id}$	160 bits
Total	1408 bits

32 bits [5] and $|M| = 64$ bits [6]. Besides, we use SHA-1 hash algorithm [22] for hash function and AES-128 [23] for symmetric key encryption. In $M_{id} \rightarrow GW$, the medical expert sends the tuple $\langle CID_i, C, T_1 \rangle$ where the size of C is 128 bits and CID_i is $(160 + 64 + 32 + 32 + 128 + 32) = 448$ bits. AES-128 divides CID_i into 4 blocks that consume $4 \times 128 = 512$ bits. Therefore, $\langle CID_i, C, T_1 \rangle$ incurs communication cost of $(128 + 512 + 32) = 672$ bits. In the next step, GW sends $\langle V_i, T_3 \rangle$ to U_i where the size of V_i is $(128 + 32 + 32 + 32) = 224$ bits ≈ 2 AES blocks ≈ 256 bits. Hence, $\langle V_i, T_3 \rangle$ imposes $(256 + 32) = 288$ bits of communication overhead. For the similar reasoning, U_i sends to $SN_j < V'_i, T_5 \rangle$ of size 288 bits. Finally, SN_j sends $\langle L, T_7 \rangle$ of size 160 bits to M_{id} to complete the authentication process. Table VIII presents a comparison of the proposed scheme with the existing related works in respect to the communication cost. We observe that our scheme achieves lesser communication cost compared to Li et al. [7] scheme and greater communication cost compared to Al-Turjman and Alturjman [4] scheme. Al-Turjman and Alturjman [4] scheme does not include patient's mobile phone in the authentication process and therefore, eliminates message communication with the mobile phone. Moreover, this scheme does not provide protection against semi-trusted patient's mobile phone. Here to mention that, although our scheme generates higher computation cost compared to the Li et al. [7] scheme, our scheme achieves significant reduction in communication cost. Li et al. [7] scheme mainly uses hash function to ensure lightweight computation and hence, each entity transmitted over the communication channel is 160 bits and they are sent in clear text, that ultimately increases communication cost.

VIII. PRACTICAL IMPACT STUDY

We implemented the proposed scheme using Network Simulator 3 (NS-3) [13] and studied the impact of our scheme on various network performance parameters such as *throughput* (in bytes per second) and *end-to-end delay* (in second). Table IX presents the parameters for NS-3 simulation.

TABLE VIII
COMPARISON BASED ON COMMUNICATION COST

Scheme	Communication Cost
Abiramy and Sudha [12]	–
Al-Turjman and Alturjman [4]	864 bits
Li et al. [7]	2656 bits
Proposed scheme	1408 bits

TABLE IX
PARAMETERS USED IN SIMULATION

Parameter	Value
Platform	Ubuntu 20.04.2 LTS
Network area	$50 \times 50m^2$
Simulation time	1200 sec.
Transmission range (sensor)	25m
Transmission range (mobile phone)	50m
Communication protocol	IEEE 802.11, 2.4 GHz WiFi

TABLE X
NETWORK SETTINGS

Network scenarios	No. of medical experts	No. of patients	No. of sensors
1	1	1	1~10
2	1	3	1~10
3	3	3	10

We considered three different network settings, each consisting of a varying number of patients P , sensor devices SN , and medical experts ME to measure the network performance. Table X describes the details of the network settings. Results presented in different graphs are averaged over several simulations.

A. Impact on Throughput

Throughput measures the number of bits transmitted per unit of time, calculated as $\frac{(N \times |packet|)}{T}$ where N is the number of received packets, $|packet|$ is the size of a packet, and T is the total time in seconds. Figure 2 presents the network throughput of the proposed scheme for different network settings, where throughput increases linearly with higher ME , P , and SN values. Figure 2 (a) shows that when a single medical expert observes a patient, throughput increases linearly with a growing number of sensor nodes. Similarly, Figure 2 (b) indicates that when a medical expert monitors three patients simultaneously, throughput also escalates with the number of patients and sensor nodes. Besides, Figure 2 (c) shows that network throughput also rises with the increasing number of medical experts for a fixed value of P and SN (Here, $P=3$ and $SN=10$).

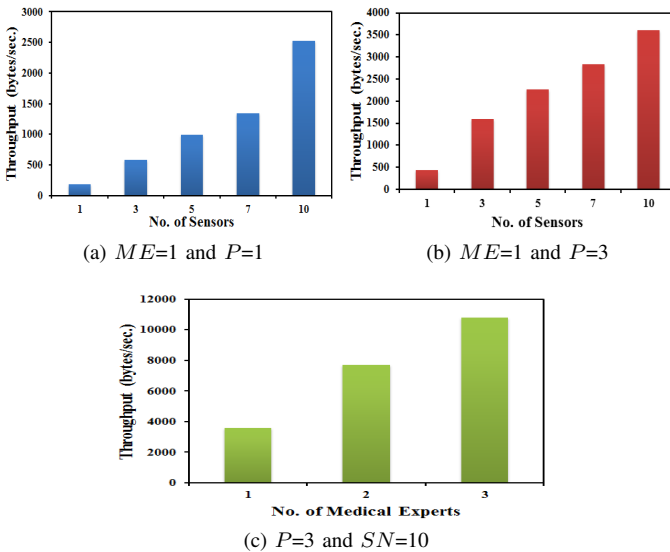


Fig. 2. Throughput for different values of ME , P and SN .

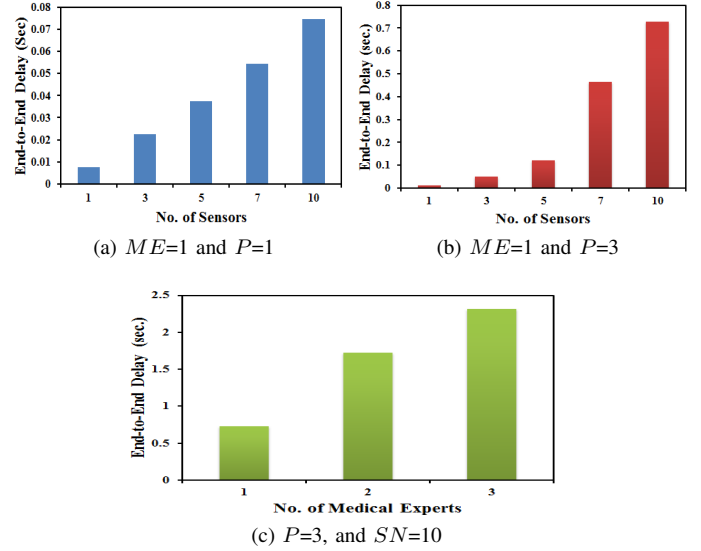


Fig. 3. End-to-end delay for different values of ME , P and SN .

B. Impact on End-to-End Delay

The end-to-end delay (EED) specifies the average time required for data packets to reach the destination from the source. It is computed as $\frac{\sum_{i=1}^N (T_{r_i} - T_{s_i})}{N}$, where N is the total number of received packets, T_{r_i} is the time when a packet i reaches the destination, and T_{s_i} is the time when a packet i is sent from the source. Figure 3 shows the EED of the proposed scheme for various network scenarios. It is clear that EED increases linearly with growing number of ME , P , and SN . Figure 3 (a) indicates that EED increases with sensor nodes when $ME = 1$ and $P = 1$. Likewise, EED escalates with sensor nodes when $ME = 1$ and $P = 3$ shown in Figure 3 (b). In addition, Figure 3 (c) shows that EED grows with the number of medical experts for $P=3$ and $SN=10$.

IX. CONCLUSION

We have proposed an end-to-end authentication mechanism for WBAN that computes a secret session key between a medical expert and a specific sensor node affixed to the patient's body. Additionally, our scheme attains a comparable computation and communication cost in contrast to the related existing works. Besides, our method is resilient even if the patient's mobile phone is semi-trusted. We have performed both BAN logic analysis and informal security analysis of the proposed scheme that prove the soundness of the proposed scheme against different security attacks. Moreover, we have evaluated the influence of the proposed system on various network parameters using the NS-3 simulator and found that it obtains adequate network performance. Hence, we believe that the proposed scheme advances the existing researches one step further and strengthen the security of WBAN.

REFERENCES

- [1] D. Wang, N. Wang, P. Wang, and S. Qing, "Preserving privacy for free: Efficient and provably secure two-factor authentication scheme with user anonymity," *Inf. Sci.*, vol. 321, pp. 162–178, 2015.
- [2] M. E. S. Saeed, Q.-Y. Liu, G. Tian, B. Gao, and F. Li, "Remote authentication schemes for wireless body area networks based on the internet of things," *IEEE Internet of Things J.*, vol. 5, no. 6, pp. 4926–4944, 2018.
- [3] S. B. Baker, W. Xiang, and I. Atkinson, "Internet of things for smart healthcare: Technologies, challenges, and opportunities," *IEEE Access*, vol. 5, pp. 26 521–26 544, 2017.

- [4] F. Al-Turjman and S. Alturjman, "Context-sensitive access in industrial internet of things (IIoT) healthcare applications," *IEEE Trans. Industrial Inform.*, vol. 14, no. 6, pp. 2736–2744, 2018.
- [5] S. Jegadeesan, M. Azees, N. R. Babu, U. Subramaniam, and J. D. Almakhlles, "EPAW: Efficient privacy preserving anonymous mutual authentication scheme for wireless body area networks (WBANs)," *IEEE Access*, vol. 8, pp. 48 576–48 586, 2020.
- [6] X. Li, M. H. Ibrahim, S. Kumari, and R. Kumar, "Secure and efficient anonymous authentication scheme for three-tier mobile healthcare systems with wearable sensors," *Telecommun. Syst.*, vol. 67, no. 2, pp. 323–348, 2018.
- [7] X. Li, M. H. Ibrahim, S. Kumari, A. K. Sangaiah, V. Gupta, and K.-K. R. Choo, "Anonymous mutual authentication and key agreement scheme for wearable sensors in wireless body area networks," *Comput. Netw.*, vol. 129, pp. 429–443, 2017.
- [8] M. Kompara, S. H. Islam, and M. Hölbl, "A robust and efficient mutual authentication and key agreement scheme with untraceability for WBANs," *Comput. Netw.*, vol. 148, pp. 196–213, 2019.
- [9] M. Konan and W. Wang, "A secure mutual batch authentication scheme for patient data privacy preserving in WBAN," *Sensors*, vol. 19, no. 7(2019): 1608, 2019.
- [10] R. Chen and D. Peng, "Analysis and improvement of a mutual authentication scheme for wireless body area networks," *Journal of Med. Syst.*, vol. 43, no. 2, pp. 1–10, 2019.
- [11] M. Wazid, A. K. Das, N. Kumar, M. Conti, and A. V. Vasilakos, "A novel authentication and key agreement scheme for implantable medical devices deployment," *IEEE J. Biomed. Health Inform.*, vol. 22, no. 4, pp. 1299–1309, 2017.
- [12] N. V. Abiramy and S. V. Sudha, "A secure and lightweight authentication protocol for multiple layers in wireless body area network," in *Satapathy S., Bhateja V., Das S. (eds) Smart Intell. Comput. and Appl. Smart Innov., Syst. and Technol.* Springer, 2019, vol. 104, pp. 287–296.
- [13] G. F. Riley and T. R. Henderson, "The ns-3 network simulator," in *Model. and Tools for Netw. Simul.* Springer, 2010, pp. 15–34.
- [14] A. Arfaoui, A. Kribeche, and S.-M. Senouci, "Context-aware anonymous authentication protocols in the internet of things dedicated to e-health applications," *Comput. Netw.*, vol. 159, pp. 23–36, 2019.
- [15] Z. U. Rehman, S. Altaf, and S. Iqbal, "An efficient lightweight key agreement and authentication scheme for WBAN," *IEEE Access*, vol. 8, pp. 175 385–175 397, 2020.
- [16] A. M. Almuhaideb and K. S. Alqudaihi, "A lightweight and secure anonymity preserving protocol for WBAN," *IEEE Access*, vol. 8, pp. 178 183–178 194, 2020.
- [17] B. A. Alzahrani, A. Irshad, A. Albeshri, and K. Alsubhi, "A provably secure and lightweight patient-healthcare authentication protocol in wireless body area networks," *Wireless Pers. Commun.*, pp. 1–23, 2020.
- [18] M. Kumar and S. Chand, "A lightweight cloud-assisted identity-based anonymous authentication and key agreement protocol for secure wireless body area network," *IEEE Syst. J.*, vol. 15, no. 2, pp. 2779–2786, 2020.
- [19] K. Parvez, F. T. Zohra, and M. Jahan, "A secure and lightweight user authentication mechanism for wireless body area network," in *Proc. 6th Intl. Conf. Netw., Syst. and Secur.*, 2019, pp. 139–143.
- [20] A. Arfaoui, O. R. M. Boudia, A. Kribeche, S.-M. Senouci, and M. Hamdi, "Context-aware access control and anonymous authentication in WBAN," *Comput. Secur.*, vol. 88, pp. 1–16, 2020.
- [21] M. Burrows, M. Abadi, and R. M. Needham, "A logic of authentication," *Proc. Royal Soc. London. A. Math. Physical Sci.*, vol. 426, no. 1871, pp. 233–271, 1989.
- [22] Secure Hash Standard, FIPS PUB 180-1. Natl. Inst. Stand. Technol., U.S. Dept. Commerce, Apr. 1995. Accessed on Jan. 2021. [Online]. Available: <http://csrc.nist.gov/publications/fips/fips180-4/fips-180-4.pdf>.
- [23] Advanced Encryption Standard (AES), FIPS PUB 197. Natl. Inst. Stand. Technol., U.S. Dept. Commerce, Nov., 2021. Accessed on Jan. 2021. [Online]. Available: <http://csrc.nist.gov/publications/fips/fips197/fips-197.pdf>.