

Physics-enhanced deep surrogates for PDEs

Raphaël Pestourie^{1,*}, Youssef Mroueh^{2,3}, Chris Rackauckas⁴, Payel Das^{2,*} & Steven G. Johnson⁴

¹ School of Computational Science and Engineering, Georgia Institute of Technology, Atlanta, GA 30332, USA

² IBM Research AI, IBM Thomas J Watson Research Center, Yorktown Heights, NY 10598, USA

³ MIT-IBM Watson AI Lab, Cambridge, MA 02139, USA

⁴ MIT, Cambridge, MA 02139, USA

*Correspondence to: rpestourie3@gatech.edu; daspa@us.ibm.com.

Many physics and engineering applications demand Partial Differential Equations (PDE) property evaluations that are traditionally computed with resource-intensive high-fidelity numerical solvers. Data-driven surrogate models provide an efficient alternative but come with a significant cost of training. Emerging applications would benefit from surrogates with an improved accuracy–cost tradeoff, while studied at scale. Here we present a “physics-enhanced deep-surrogate” (“PEDS”) approach towards developing fast surrogate models for complex physical systems, which is described by PDEs. Specifically, a combination of a low-fidelity, explainable physics simulator and a neural network generator is proposed, which is trained end-to-end to globally match the output of an expensive high-fidelity numerical solver. Experiments on three exemplar testcases, diffusion, reaction–diffusion, and electromagnetic scattering models, show that a PEDS surrogate can be up to $3\times$ more accurate than an ensemble of feedforward neural networks with limited data ($\approx 10^3$ training points), and reduces the training data need by at least a factor of 100 to achieve a target error of 5%. Experiments reveal that PEDS provides a general, data-driven strategy to bridge the gap between a vast array of simplified physical models with corresponding brute-force numerical solvers modeling complex systems, offering accuracy, speed, data efficiency, as well as physical insights into the process.

1 Introduction

In mechanics, optics, thermal transport, fluid dynamics, physical chemistry, climate models, crumpling theory, and many other fields, data-driven surrogate models—such as polynomial fits, radial basis functions, or neural networks—are widely used as an efficient solution to replace repetitive calls to slow numerical solvers^{1–6}. However the reuse benefit of surrogate models comes at a significant training cost, in which a costly high-fidelity numerical solver must be evaluated many times to provide an adequate training set, and this cost rapidly increases with the number of model parameters (the “curse of dimensionality”)⁷. In this paper, we explore one promising route to increasing training-data efficiency: incorporating *some* knowledge of the underlying physics into the surrogate by training a generative neural network (NN) “end-to-end” with an *approximate* physics model. We call this hybrid system a “physics-enhanced deep surrogate” (PEDS). We demonstrate multiple-order-of-magnitude improvements in sample and time complexity on three exemplar test problems involving the diffusion equation’s flux, the reaction-diffusion equation’s flux, and Maxwell’s-equations’ complex transmission coefficient for optical metamaterials—composite materials whose properties are designed via microstructured geometries⁸, while conforming to general robustness (SI, General robustness). In inverse design (large-scale optimization) of nanostructured thermal materials, chemical reactors, or optical metamaterials, the same surrogate model capturing important geometric aspects of the system may be re-used thousands or millions of time^{6,9,10}, making surrogate models especially attractive to accelerate computational design^{11,12}.

To obtain an accurate surrogate of a PDE, we apply a deep NN to *generate a low-fidelity geometry, optimally mixed with the downsampled geometry*, which is then used as an input into an approximate low-fidelity solver and trained end-to-end to minimize the overall error, as depicted in Fig. 1 (Sec. 2). The low-fidelity solver may simply be the same numerical method as the high-fidelity PDE solver except at a lower spatial resolution, or it may have additional simplifications in the physics (as in the reaction–diffusion example below, where the low-fidelity model

discards the nonlinear term of the PDE). When only real-world data is available, the low-fidelity model may come from a guess. By design, this low-fidelity solver yields unacceptably large errors in the target output (perhaps $> 100\%$), but it is orders of magnitude faster than the high-fidelity model while qualitatively preserving at least some of the underlying physics. We provide an inclusion criterion for the choice of low-fidelity model that guarantees a universal approximation and a methodology that prevents PEDS from degrading the low-fidelity solver. The NN is trained to nonlinearly correct for these errors in the low-fidelity model, but the low-fidelity model “builds in” some knowledge of the physics and geometry that improves the data efficiency of the training. For example, the low-fidelity diffusion model enforces conservation of mass, while the low-fidelity Maxwell model automatically respects conservation of energy and reciprocity¹³, and we can also enforce geometric symmetries; all of these augment the “trustworthiness”¹⁴ of the model. Compared to a NN-only baseline model (SI, Implementation details of PEDS and baseline), we find that, with a very small dataset of ≈ 1000 points and for several very different PDEs, PEDS consistently increases the accuracy by up to $3\times$ compared to the NN baseline, and reduces the need for training data by an order of magnitude. For the number of parameters of the surrogate models we tested, it amounts to a Cartesian product of less than two points in each input direction. To obtain a $\approx 5\%$ error, comparable to fabrication uncertainty, PEDS reduces the data need by a factor of at least 100 compared to competing approaches. In the more challenging case of our surrogate of the complex optical transmission, PEDS seems to improve the asymptotic *rate* of learning ($\approx 5\times$ larger power law), so that the benefits increase as accuracy tolerance is lowered (Fig. 3 and Sec. 2). We show through an ablation study of the surrogate for Maxwell’s equations that adding information from the downsampled structure increases the accuracy by 15% in a low-data regime. We extensively compared PEDS against traditional surrogate models and find that they outperforms all models for more complex problems (SI, Comparison to mainstream surrogate models). Furthermore, when the low-fidelity solver layer is very inaccurate, we find that PEDS gains significant additional benefits by combining it with active-learning techniques from our earlier work⁸, and in fact the benefits of active learning (AL) seem to be even greater for PEDS than for competing

approaches. Although the resulting PEDS surrogate is more expensive to evaluate than a NN by itself due to the low-fidelity solver, it is still much faster than the high-fidelity solver with two to four orders of magnitude speedup. Furthermore, since the NN generates a downsampled version of the geometry, this output can be further examined to gain insight into the fundamental nonlinear physical processes captured by the low-fidelity solver.

2 Results

PEDS general approach The PEDS surrogate model $\tilde{f}(p)$ aims to predict $f^{hf}(\text{hf}(p))$ —an output property of interest as it would be computed from a computationally intensive high-fidelity (hf) solver f^{hf} . The hf solver computes the PDE solution for a high-fidelity geometry $\text{hf}(p)$, with p being some parameterization of the geometry (or other system parameters). PEDS is depicted schematically in Fig. 1, and is implemented in the following stages:

Before delving into implementation details and results, we present the core principles of PEDS which are common between all surrogates.

1. Given the parameters p of the geometry, a deep generative NN model yields a grid of pixels describing a low-fidelity geometry. We call this function $\text{generator}_{\text{NN}}(p)$.
2. We also compute a low-fidelity downsampling (e.g. via sub-pixel averaging¹⁵) of the geometry, denoted $\text{downsample}(p)$; other prior knowledge could also be incorporated here as well.
3. We define G as a weighted combination $G(p) = w \cdot \text{generator}_{\text{NN}}(p) + (1-w) \cdot \text{downsample}(p)$, with a weight $w \in [0, 1]$ (independent of p) that is another learned parameter.
4. If there are any additional constraints/symmetries that the physical problem imposes on the geometry, they can be applied as projections $P[G]$. For example, mirror symmetry could be

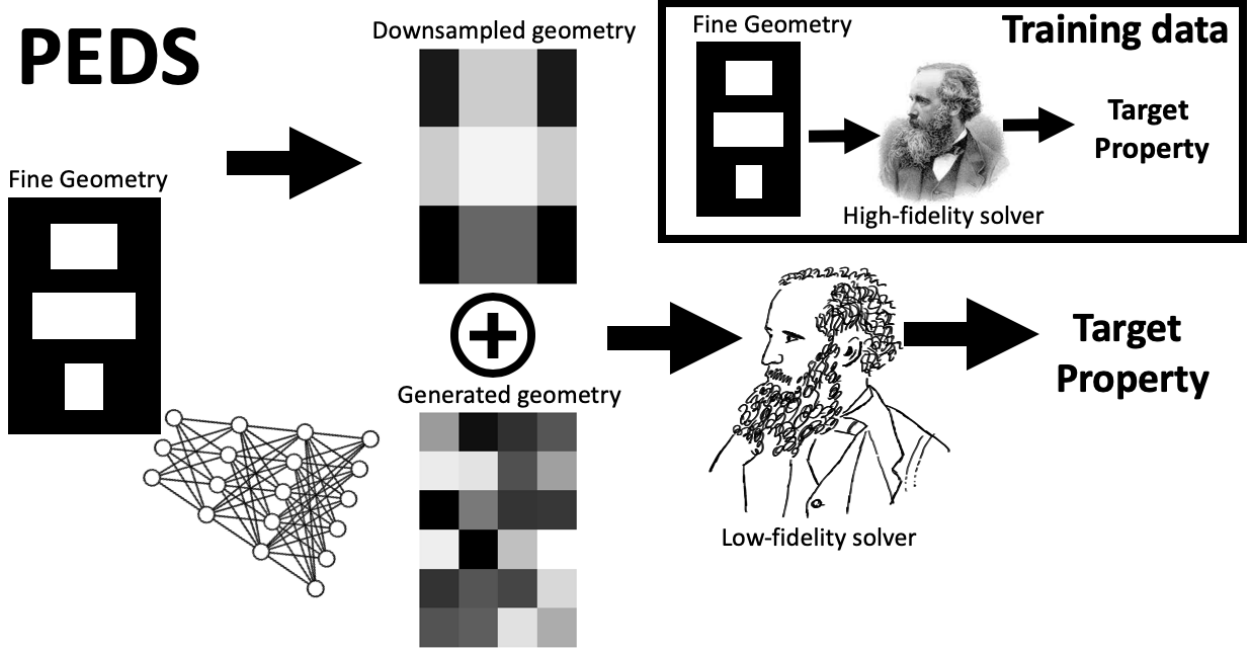


Figure 1: Diagram of PEDS: (Main) From the geometry parameterization, the surrogate generates a low-fidelity structure that is combined with a downsampled geometry (e.g. downsampled by pixel averaging) to be fed into a low-fidelity solver (symbolized by a cartoon picture of James Clerk Maxwell). (Inset) The training data is generated by solving more costly simulations directly on a high-fidelity solver (symbolized by a photograph of James Clerk Maxwell).

enforced by averaging G with its mirror image.

5. Finally, given the low-fidelity geometry $P[G(p)]$, we evaluate the low-fidelity solver f^{lf} to obtain the property of interest: $\tilde{f}(p) = f^{\text{lf}}(P[G(p)])$.

In summary, the PEDS model $\tilde{f}(p)$ is

$$\tilde{f}(p) = f^{\text{lf}}(P[w \cdot \text{generator}_{\text{NN}}(p) + (1 - w) \cdot \text{downsample}(p)]) . \quad (1)$$

For technical and implementation details of the PEDS framework, see Methods section and SI.

Evaluation of PEDS across disparate exemplar surrogates In this work, we illustrate PEDS with three well-known PDEs, as shown in Extended Data Table 1, which are implicated in wide varieties of important applications. First, we study the linear diffusion equation (Figure 2, left and middle), which has applications in materials science, information theory, biophysics and probability, among others. In particular, we train a surrogate model for the thermal flux, which is a useful design property for thermoelectrics. Second, we build a surrogate model for the nonlinear reaction-diffusion equation. This PDE is used in chemistry and its surrogates can influence the design of chemical reactors (Figure 2, left and right). Third, we model the complex transmission of Maxwell’s equations through a parameterized structure, which is typically used in the design of optical metamaterials ^{6,8,10}. See Methods section for details.

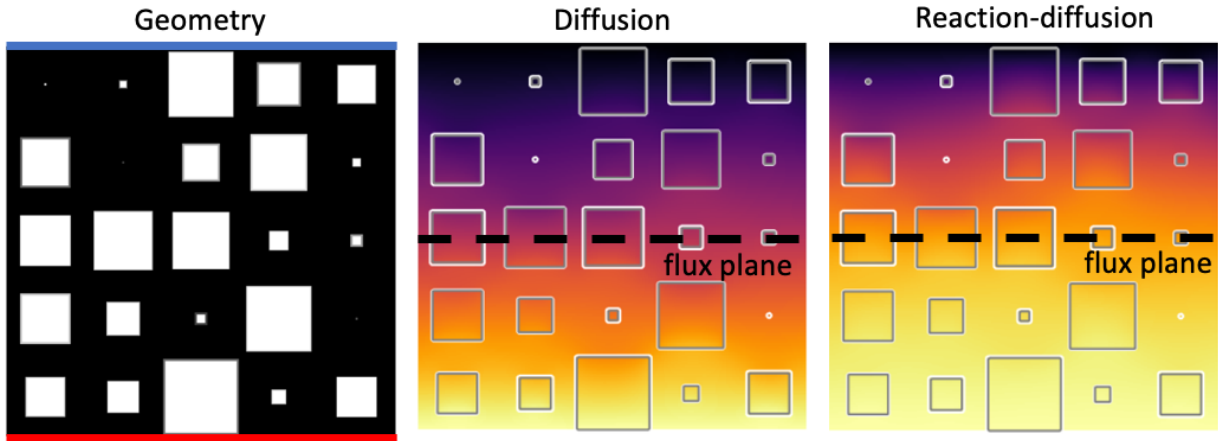


Figure 2: (Left) Geometry with 5 by 5 air holes with varying widths. There are Dirichlet boundary conditions on top (blue line) forcing the temperature to 0 and at the bottom (red line) forcing to 1, and periodic boundary conditions on the sides. (Middle and Right) Temperature field for the diffusion equation and the reaction diffusion equation, respectively. The orange dotted line is where the flux is evaluated to compute κ .

Overall benefits of PEDS Most importantly, in a low-data regime ($\approx 10^3$ data points for 10 to 25 input parameters), we found for several very different PDEs that PEDS consistently increased the accuracy by up to $3\times$ and reduced the training data needed by at least an order of magnitude.

All PEDS surrogates reduce the need for training data by a factor of > 100 to attain an error level of 5% comparable to uncertainties in experiments (Extended data Table 2, Fig. 3), which is sufficient for design purposes. In the case of Fourier(16) and Fourier(25), the mixing weight w of the neural generated structures is around 0.1, whereas for Fisher(16) and Fisher(25), the mixing weight w is around 0.45. Since the low-fidelity solver is more inaccurate for the nonlinear reaction–diffusion equation where the linear relaxation results in errors $> 0.35\%$, the neural generator has approximately a $5\times$ larger weight, indicating it has the stronger impact of including the nonlinear effects in PEDS. We report the exact optimal combining weights in (SI, Table 1) for Fourier(16), Fourier(25), Fisher(16), and Fisher(25). Performance in a low-data regime are summarized in Extended data Table 2 for accuracy improvement, computed as the fractional error (FE) on a test set (SI, fractional error). For Fourier(16), Fourier(25), Fisher(16), Fisher(25), and Maxwell(10), the error of PEDS goes down to typical levels of experimental uncertainties of 3.7%, 3.8%, 4.5%, 5.5%, and 19% respectively.

We compared Fourier(16), Fourier(25), Fisher(16), Fisher(25), and Maxwell(10) against a NN-only baseline, which consists of an ensemble of neural networks with the same number of parameters as PEDS generators with an additional fully connected layer to replace PEDS low-fidelity solver layer (Extended data Table 2). With 1000 training points, PEDS is an improvement compared to the neural network baseline of up to $3\times$ (Extended data Table 2, PEDS ($\approx 10^3$) and NN-only ($\approx 10^3$)). Furthermore, the neural network baseline still cannot reach the reported PEDS accuracies when given an order of magnitude more data, which means that PEDS saves at least an order of magnitude in data (Extended data Table 2, NN-only ($\approx 10^4$)). Except Maxwell(10), the NN-only baselines cannot reach PEDS error with two orders of magnitude more data (Extended data Table 2, NN-only ($\approx 10^5$)). In particular for Fourier surrogates, going from 10^4 to 10^5 points reduces the error by less than 0.1%. Except Maxwell(10), which is further discussed in Section 2, PEDS achieves error of 5% in low-data regime (1000 training points), and reduces the data need by a factor of at least 100. We studied the general robustness of PEDS—the generalization error—

with random split and stratified split (with respect to the magnitude of the target property) of the test set against the baselines of NN-only and prediction by the mean (SI, General robustness). We report that PEDS’ error is 5x more robust for random splits in the test set. Also, PEDS consistently shows significant improvement compared to the baselines for either random or stratified test set splits.

We further compared PEDS to a low-fidelity solver baseline, which uses the low-fidelity solver with $\text{downsample}(p)$ as input, without mixing with the low-fidelity geometry generated by the neural network (Extended data Table 3). PEDS also boosts the accuracy of the low-fidelity solver by $3.6\times$, $2.2\times$, $8.5\times$, $6.7\times$, and $6.5\times$, respectively (Extended data Table 3, Improvement). For the reaction–diffusion equation, the low-fidelity solver has a coarser resolution and a linear approximation of the physics (neglecting the nonlinear term of reaction–diffusion equation), but the neural network generator captures the necessary nonlinearity to get improvement $> 5\times$ (Extended data Table 3, Improvement). The speedups vary between two and four orders of magnitude (Extended data Table 3, Speedup). For Maxwell(10), using a coarser low-fidelity solver generally gains two orders of magnitude in 2D, which should translate into a four orders of magnitude speedup for three-dimensional problems. We see the biggest speedups when the low-fidelity solver is not only coarser than the high-fidelity solver, but also when it is a linear relaxation of the physics (reaction–diffusion equation). In that case, the speedup is four orders of magnitudes.

Detailed analysis of Maxwell(10) case study In previous section, we showed the general performance of PEDS in the low-data regime. For Maxwell(10), where the low-accuracy solver has a very large error ($> 100\%$), we study the training curve asymptotically and when combining with AL⁸. In contrast to the previous section, where we performed static training that takes a training set sampled at random, here we discuss results from AL experiments by dynamic Bayesian training, where the training set is iteratively expanded using an AL algorithm⁸. Essentially, AL attempts to sample training points where the model uncertainty is highest, thereby reducing the number of

costly point acquisitions by querying the high-fidelity solver. Our previous work showed an order of magnitude improvement in terms of data efficiency by using AL, when compared to a black-box NN⁸. Consistently, in this study, we also report substantial improvements from active learning for PEDS.

The active-learning algorithm iteratively builds a training set by filtering randomly generated points with respect to a trained measure of uncertainty⁸. The hyperparameters of this algorithm are (i) n_{init} , which is the number of points the surrogate models are initially trained with; (ii) T , the number of exploration iteration; (iii) M and K , which are such that $M \times K$ points are randomly generated at each iteration and only K points with highest uncertainty $\sigma(p)$ are explored (SI, Active learning implementation details). We run the expensive high-fidelity solver to get the PDE solutions of the explored points. We have trained surrogates as well as an *ensemble* of 5 independent surrogates. We found that models optimizing the negative log-likelihood perform similarly to models optimizing the mean squared error in the case static training. This is not surprising, because the mean squared error is part of the negative log-likelihood objective. Furthermore, the uncertainty model can be used as an approximation of the model error at evaluation time.

We compared PEDS to a NN-only baseline using the fractional error as an evaluation metric (SI, Implementation details of PEDS and baselines). In Fig. 3, we show that PEDS clearly outperforms all other models when combined with active learning. In low-data regime, it is $2.9\times$ more accurate than the baseline. Asymptotically, in high-data regime, it converges to the true value with a power law exponent $5\times$ better, with a slope of -0.5 , in contrast to -0.1 , for the baseline on the loglog plot.

From a data-efficiency perspective, the PEDS+AL solver achieves 20% error on the test set, while using only about 5% of the training data needed to train the NN-only baseline, and 12.5% of the training data needed to train the NN-only baseline with AL (Fig. 3). Only PEDS+AL reaches

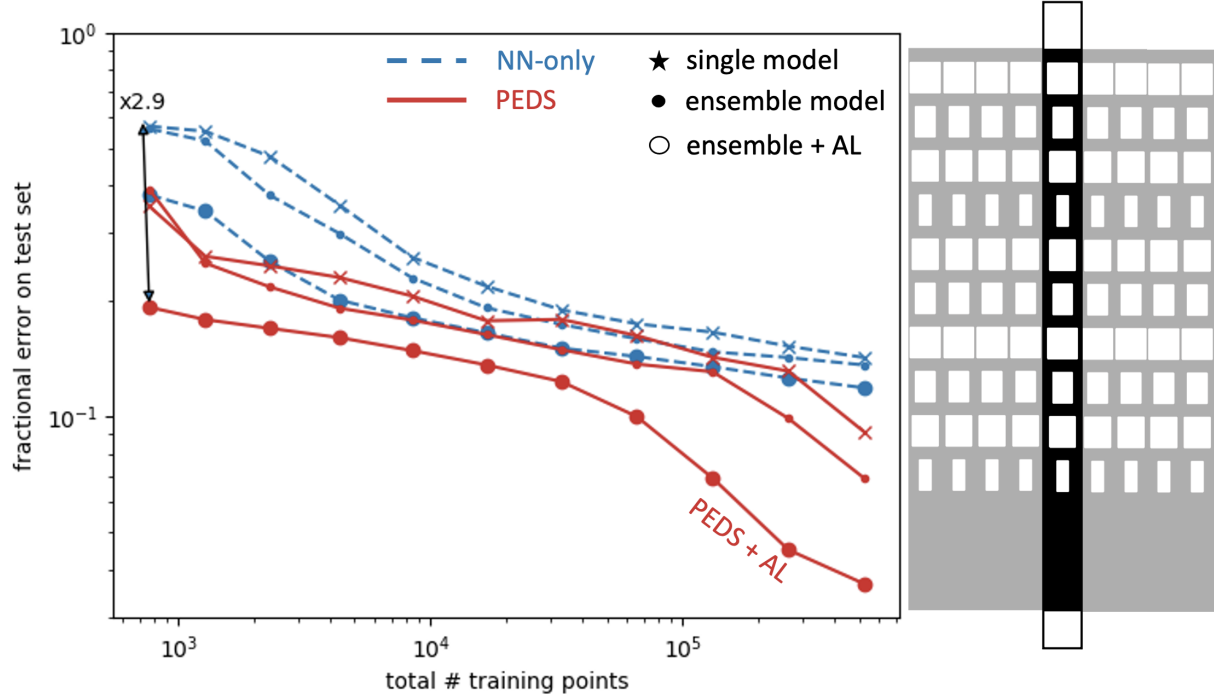


Figure 3: (Left) Fractional error (FE) on the test set: PEDS outperforms the other baseline models significantly when combined with active learning (AL). (Right) Geometry of the unit cell of the surrogate model. Each of the 10 air holes have independent widths, the simulation is performed with periodic boundary conditions on the long sides, the incident light comes from the bottom and the complex transmission is measured at the top of the geometry.

a low 3.5% error with a training data size of $\approx 500k$ (Fig. 3). However, if we extrapolate the other curves in Fig. 3, it is clear that they would require at *least* two orders of magnitude more data to achieve similar low error. This completes the claim that PEDS saves at least two orders of magnitude in training data to achieve an error comparable to fabrication uncertainty.

Evaluating the baseline (with an ensemble of neural networks) takes $500 \mu s$, while PEDS evaluates in 5 ms, which is about a ten times slower. However the high-fidelity solver is about a hundred times slower, evaluating at ≈ 1 s. In order to simulate the data set quickly, and without loss of generality, we showed results for PEDS in 2D (Fig. 3 (right)). As PEDS is already faster

than the high-fidelity model by two orders of magnitude, this difference will be even starker for 3D simulations. The simulation of the equivalent structure in 3D evaluates in about 100 ms with the low-fidelity model, and in 2462 s with the high-fidelity model. In this occurrence, PEDS would represent a speed-up by at least four orders of magnitude. For ablation experiments, an analysis of generated geometries, and a comparison to mainstream surrogate models, see SI.

3 Discussion

The significance of the PEDS approach is that it can easily be applied to a wide variety of physical systems. It is common across many disciplines to have models at varying levels of fidelity, whether they simply differ in spatial resolution (as in Fourier(16), Fourier(25), and Maxwell(10)) or in the types of physical processes they incorporate (as in Fisher(16) and Fisher(25)). For example, in fluid mechanics the low-fidelity model could be Stokes flow (neglecting inertia), while the high-fidelity model might be a full Navier–Stokes model (vastly more expensive to simulate) ¹⁶, with generator NN correcting for the deficiencies of the simpler model. As another example, we are currently investigating a PEDS approach to construct a surrogate for complex Boltzmann-transport models ¹⁷ where the low-fidelity heat-transport equation can simply be a diffusion equation. The last layer, in principle, does not require a direct solver. It can also backpropagate from a nonlinear solver using the implicit function theorem. The only criteria needed from the low-fidelity solver are the inclusion criterion and the criterion that it evaluates significantly faster than the high-fidelity solver. We leave the evaluation of nonlinear solver in the last layer for future work.

Knowledge of priors can also be introduced in the low-fidelity geometry that is mixed with the neural generator output. PEDS provides a data-driven strategy to connect a vast array of simplified physical models with the accuracy of brute-force numerical solvers, offering both more insight and more data efficiency than physics-independent black-box surrogates. The low-fidelity model in PEDS contains the physics and has the same generality as its class of low-fidelity model. The

model is no longer a black box and the neural network generator can be inspected after training to ensure that the output makes intuitive physical sense (Analysis of generated geometries) or the generator can be sparsified ^{18,19}. For further intuition on why PEDS’ accuracy is not limited by the low-fidelity solver’s accuracy, see SI on when/how the universal approximation theorem can be extended to PEDS. In future work, we will consider how the regularization from the low-fidelity solver layer may be optimal, similar to the results of other models such as ridge regression ²⁰.

When compared to related works, PEDS should not be confused with physics-informed neural networks (PINNs), which solve the full PDE (imposed pointwise throughout the domain) for the entire PDE solution (*not* a surrogate for a finite set of outputs like the complex transmission or the thermal flux) ^{21,22}, and which do not employ any pre-existing solver. Current PINNs tend to be slower than conventional high-fidelity PDE solvers (e.g. based on finite elements) ²³, but offer potentially greater flexibility. Universal ordinary differential equations (UODEs) ¹⁹ and machine-learning-accelerated ²⁴ methods also tackle a different problem from PEDS: they identify unknown dynamics in an ODE by replacing the unknown terms with neural networks trained on data. In contrast to DeepONet ^{9,25} and Fourier neural operators ²⁶ which are solvers to PDES, PEDS is a surrogate model which predicts an output property given a parameterization. Consequently, PEDS works with experimental property data when the generative high-fidelity model is unknown. Note that using a DeepONet as a surrogate model reduces to our NN-only baseline. Since the output of a surrogate model is independent of spatio-temporal coordinates, the trunk net reduces to a constant. In the future, PEDS will be studied in the context of model discovery. Our approach has some similarities with input space mapping (SM) ²⁷, especially neural SM ²⁸ and coarse mesh/fine SM ²⁹, where the input of a fine solver is mapped into the input of a coarse solver. However SM uses the same parameterization for the fine solver and the coarse solver, rather than mapping to “downsampled” resolution, and does not mix the generated input with a downsampled guess adaptively. We show that PEDS substantially outperforms SM in the SI (SM baseline). Finally, in contrast to error-correction techniques at the output level of the surrogate ^{30–33}, generative-model-

only techniques ^{34,35}, and reduced-order models ³⁶, PEDS includes the solver in an end-to-end fashion during the training process. In PEDS, the output of the low-fidelity solver layer is not further transformed, which preserves key properties of the low-fidelity solver such as conservation of energy or mass. Mappings between coarse and fine descriptions of a system is also leveraged in the renormalization group technique in physics ³⁷, but in the latter context this is accompanied by a change of scale—often to investigate self-similar phenomena—and not necessarily a change in the number of degrees of freedom. PEDS can hierarchically combine models with varying levels of complexity such as low- and mid-fidelity solvers, or linearized solver and coarse nonlinear solver. This could be implemented by learning mixing parameters for the different models and requiring them to be sparse with a L1 regularization to reduce the evaluation costs. In a similar way, PEDS can be used in a multiscale setting as in Ref. 38.

In addition to applying the PEDS approach to additional physical systems, there are a number of other possible technical refinements. For example, one could easily extend the PEDS NN to take an image of the high-fidelity-structure geometry rather than its parameterization, perhaps employing convolutional neural networks to represent a translation-independent “coarsification” and/or a multiresolution architecture. This type of surrogate could then be employed for topology optimization in which “every pixel” is a degree of freedom ³⁹. Another interesting direction might be to develop new low-fidelity physics models that admit ultra-fast solvers but are too inaccurate to be used *except* with PEDS; for instance, mapping Maxwell’s equations in 3D onto a simpler (scalar-like) wave equation or mapping the materials into objects that admit especially efficient solvers (such as impedance surfaces ⁴⁰ or compact objects for surface-integral equation methods ⁴¹).

Methods

Inclusion criterion for PEDS The existence criterion of an arbitrary accurate physics-enhanced deep surrogate is that the span of the high-fidelity property be included in the span of the property

computed with the low-fidelity solver. This criterion should guide the choice of the low-fidelity solver for PEDS. If this condition is not met by the low-fidelity solver, then it is not expressive enough to capture the full range of output of the target property function.

Optimization starting point PEDS can be initialized very close to the low-fidelity solver by setting $w = 0.05$. Using the low-fidelity model as an initial guess for PEDS training imposes a lower bound (= low-fidelity solver performance) on the performance of PEDS on the training set. Results show that indeed PEDS performance never degrades below the low-fidelity solver. In fact, we find that PEDS performs significantly better than the low-fidelity solver alone on a held-out test set. Most optimization algorithms will not converge in practice to a solution worse than the starting point. Some algorithms can guarantee a sufficient decrease condition like CCSA⁴², LBFGS⁴³, etc, to ensure that PEDS does not degrade the low-fidelity solver. The choice of physical inductive bias to add as constraints in the optimization has been determined by an ablation study (Sec. 2, Ablation Study).

Dataset acquisition PEDS is a supervised model that is trained on a labeled dataset. It is not necessary to know the generative high-fidelity model for PEDS. The data can be generated from real-world experiments. But in the case of our illustrative examples, we build the training set by querying the high-fidelity solver with parameterized geometries $S = \{(p_i, t_i^{hf}), i = 1 \dots N\}$, where p_i are parameterized geometries in the training set and $t_i^{hf} = f^{hf}(p_i)$. The upfront cost of building the training dataset is the most time-consuming part of developing a supervised surrogate model $\tilde{f}(p)$. By building some approximate low-fidelity physics knowledge into the surrogate, we will show that PEDS greatly reduces the number N of queries to expensive simulations. Note that the generation of the high-fidelity data is embarrassingly parallel when the high-fidelity model is known.

Training loss A basic PEDS training strategy could simply minimize the mean squared error $\sum_{(p, t^{hf}) \in S} |\tilde{f}(p) - t^{hf}|^2$ (for a training set S) with respect to the parameters of the NN and the weight w . When the data may have outliers, we use a Huber loss ⁴⁴.

$$L_\delta(a) = \begin{cases} \frac{1}{2}a^2 & \text{for } |a| \leq \delta, \\ \delta \cdot (|a| - \frac{1}{2}\delta), & \text{otherwise.} \end{cases} \quad (2)$$

We also employ a more complicated loss function that allows us to easily incorporate active-learning strategies ⁸. We optimize the Gaussian negative log-likelihood of a Bayesian model ⁴⁵

$$- \sum_{(p_i, t_i^{hf}) \in S} \log P_\Theta(t_i^{hf} | p_i) \propto \sum_{(p_i, t_i^{hf}) \in S} \left[\log \sigma(p_i) + \frac{(t_i^{hf} - \tilde{f}(p_i))^2}{2\sigma(p_i)^2} \right] \quad (3)$$

where P_Θ is a Gaussian likelihood defined by Θ which includes the parameters of the generator model parameters and the combination weight w , and the heteroskedastic “standard deviation” $\sigma(p) > 0$ is the output of another NN (trained along with our surrogate model).

Ensemble model We also train surrogates that are an *ensemble* of 5 independent surrogates. The prediction of the ensemble is the average of the predictions of each individual model. A model error can be inferred at inference time from the diversity of predictions ⁴⁵.

Stochastic gradient descent In practice, rather than examining the entire training set S at each training step, we follow the standard “batch” approach ⁴⁶ of sampling a random subset of S and minimizing the expected loss with the Adam stochastic gradient-descent algorithm ⁴⁷ (via the Flux.jl ⁴⁸ software in the Julia language).

Adjoint method The low-fidelity solver is a layer of the PEDS model, which is trained end-to-end, so we must backpropagate its gradient $\nabla_g f^{\text{lf}}$ with respect to the low-fidelity geometry input g through the other layers to obtain the overall sensitivities of the loss function. This is accomplished efficiently using the known “adjoint” methods ³⁹. Such methods yield a vector-Jacobian product that is then automatically composed with the other layers using automatic differentiation (AD) (via the Zygote.jl ⁴⁹ software).

In particular, the low-fidelity solver layer is differentiable because each pixel of the low-fidelity geometry is assigned to a sub-pixel average of the infinite-resolution structure, which increases accuracy ¹⁵ and makes $\text{downsample}(p)$ piecewise differentiable. In the same way, $\text{hf}(p)$ is differentiable for the high-fidelity geometry.

PEDS for diffusion equation Our first two surrogate models are for the diffusion equation from Extended data Table 1. They are called Fourier(16) and Fourier(25), and they predict the thermal flux $\kappa(p)$ from the diffusion equation for 16 and 25 input variables, respectively. As showed in Fig. 2 (left), the 2D nanostructured material defines the coefficient matrix $D(p)$ where the parameter vector p contains the 25 (resp. 16) independent side lengths of a five by five (resp. four by four) grid of air holes etched in the medium. The thermal conductivity coefficients in D are set to 1 in the medium and 0.1 in the holes. The boundary conditions are periodic in x -direction and Dirichlet boundary conditions in the y direction, fixing the temperature to 1 at the bottom and to 0 at the top, as illustrated by thick red and blue lines in Fig. 2 (left). The Dirichlet boundary conditions are equivalent to the source term \mathbf{s}_0 in Extended data Table 1. Both the high-fidelity and the low-fidelity solvers employ a finite-difference solver that represents the geometry by a grid of discretized thermal conductivity. Sub-pixel averaging is employed at the boundary between the holes and the medium. For both Fourier(16) and Fourier(25), the high-fidelity solver has a resolution of 100. The low-fidelity solver has a resolution of 4 or 5, which corresponds to a single pixel per

hole position. Each high-fidelity data point acquisition requires ≈ 35 ms, and each low-fidelity data point acquisition requires $\approx 65 \mu\text{m}$ and $\approx 75 \mu\text{m}$, respectively, which represents a speed-up of $\approx 500\times$ (Extended data Table 3, Speedup). We compute the low-fidelity solver baseline error, by computing the solution with the low-fidelity solver and the geometry $\text{downsample}(p)$, where p is the geometry parameterization (i.e. without mixing with a neural generator output). Despite the much lower resolution, the low fidelity solvers have a fairly low error of 13.5% and 8.5%, respectively. This good performance of an averaged structure comes from the fact that the diffusion equation is a smoothing equation. Nonetheless, such errors would still be dominant compared to typical experimental uncertainties of $\approx 5\%$. Fourier(16) and Fourier(25) were trained to predict the flux through a plane as in Fig. 2 (middle) by minimizing Huber loss in Eq. 2 with $\delta = 10^{-3}$ to lower the sensitivity to outliers.

PEDS for reaction–diffusion equation Our next two surrogate models solve the reaction–diffusion equation from Extended data Table 1, and are called Fisher(16) and Fisher(25). They predict the flux $\kappa(p)$ through the same geometry as Fourier(16) and Fourier(25), respectively. As can be seen in Extended data Table 1 the reaction–diffusion equation has an additional nonlinear term $k\mathbf{u}(1-\mathbf{u})$ compared to the diffusion equation. k is a coefficient that controls the amount of nonlinearity in the PDE. In Fig. 2 (middle and right), we see how much the nonlinearity impacts the PDE solution. The high-fidelity nonlinear solver is using finite difference and Newton’s method in conjunction with a continuation method that increases κ from 0.1 to 10 in 5 multiplicative steps. The low-fidelity solvers of Fisher(16) and Fisher(25) are identical to that of Fourier(16) and Fourier(25), respectively. Importantly, the low-fidelity solver not only has a coarse resolution, but also uses an approximate physics that neglects the nonlinear term from the reaction–diffusion equation. Each high-fidelity data point requires ≈ 700 ms that is around $10^4\times$ slower than the low-fidelity solver (Extended data Table 3, Speedup). The low-fidelity solvers have error of 38.1% and 36.7% respectively. Fisher(16) and Fisher(25) were trained to predict the flux through a plane as in Huber loss

in Eq. 2 with $\delta = 10^{-3}$ to lower the sensitivity to outliers.

PEDS for Maxwell’s equations Similarly to Ref. 8, our third surrogate model Maxwell(10) predicts the complex transmission $t^{hf}(p)$ of a 2D “meta-atom” unit cell with a parameterized geometry p , which consists of ten layers of air holes with independent widths etched in a substrate (of dielectric constant $\varepsilon = 2.1$ corresponding to silica), with periodic boundary conditions in x and outgoing radiation boundary conditions in the y direction and an incoming normal-incident planewave from below, as shown in Fig. 3 (right). In terms of the vacuum wavelength λ of the incident wave (for the largest λ considered below), the period in x is 0.95λ and the total thickness is 11λ (with hole heights of 0.75λ and interstices of 0.35λ); the fact that the structure is several wavelengths in diameter causes the transmission $t^{hf}(p)$ to be a complicated oscillatory function that makes the surrogate training challenging⁸. A “metasurface” consists of a collection of many of these meta-atoms, designed to perform some optical function such as focusing¹². The full solution for a metasurface can be approximated in terms of the transmissions of individual periodic ‘unit cells via a local periodic approximation^{6,10}. A schematic unit cell with 3 holes is showed in Fig. 1, and an example 10-hole structure from the training set is shown in Fig. 3 (right).

Both the high-fidelity and low-fidelity solvers for Maxwell(10) employ finite-difference frequency-domain (FDFD) discretizations of Maxwell’s equations⁵⁰, using perfectly matched layers (PMLs)⁵¹ to implement outgoing boundary conditions. Similarly to the solvers of the two previous equations, FDFD represents the geometry by a grid of discretized ε “pixels,” which is a function of the parameters (hole widths) p , $hf(p)$, and $downsample(p)$ for the high-fidelity solver and the baseline coarse solver, respectively. An FDFD resolution of 40 pixels per wavelength is used as our high-fidelity solver. This resolution is typical for high-fidelity solvers in electromagnetism, because it is comparable to the manufacturing accuracy in nanophotonics and hence suffices for practical metalens design^{11,12} within fabrication uncertainty. (Sharp/narrowband resonances can shift if one

refines the resolution further, but the positions and the bandwidths of the resonances are accurate to within a few percent.) Each high-fidelity-solver data point required ≈ 1 s (on a 3.5 GHz 6-Core Intel Xeon E5); an analogous simulation in 3D takes several hours. Our PEDS surrogate uses an FDFD solver at a coarser resolution of 10 pixels per wavelength, which is about $100\times$ faster in 2D and $> 10^4\times$ faster in 3D, but has much worse accuracy. It differs from the high-fidelity solver’s transmission by 124% on our test set, which is significantly more than the four other surrogates presented in this article. Maxwell(10) model was trained to predict the complex transmission for 3 frequencies by minimizing the negative Gaussian likelihood loss function to enable comparison with and without using AL⁸. The input of the model p is the concatenation of the 10 widths and the one-hot encoding of the frequency.

Data Availability Statement

Datasets to reproduce the findings for the five surrogate models with about 1000 data points are available on GitHub⁵². The full dataset and the raw data to create the figures of the main text can be available from the corresponding authors upon reasonable request.

Code Availability statement

The code used for these findings can be found on GitHub⁵².

Acknowledgements

R.P. was supported by the U.S. Army Research Office through the Institute for Soldier Nanotechnologies (Award No. W911NF-18-2-0048) and the MIT-IBM Watson AI Laboratory. The authors thank Meredith Dost for her suggestions in proof reading.

Author contributions

R.P., Y.M., C.R., P.D., and S.G.J. designed the study, contributed to the machine-learning approach, and analyzed results; R.P. led the code development, software implementation, and numerical experiments; R.P. and S.G.J. were responsible for the physical ideas and interpretation. All authors contributed to the algorithmic ideas and writing.

Competing interests

The authors declare no competing financial or non-financial interests.

Tables

Equation name	Equation formula	Model(<i>input dimension</i>)
Diffusion	$\nabla \cdot D \nabla \mathbf{u} = \mathbf{s}_0$	Fourier(d)
Reaction-diffusion	$\nabla \cdot D \nabla \mathbf{u} = -k \mathbf{u}(1 - \mathbf{u}) + \mathbf{s}_0$	Fisher(d)
2D Maxwell (Helmholtz)	$\nabla^2 \mathbf{u} + \omega^2 \varepsilon \mathbf{u} = \mathbf{s}_1$	Maxwell(d)

Extended data Table 1: Governing equations of the surrogate models for our example problems. d is the input dimension, i.e. the number of input variables in the surrogate model, which ranges from 10 to 25.

Model(<i>input dim</i>)	PEDS ($\approx 10^3$)	NN-only ($\approx 10^3$)	NN-only ($\approx 10^4$)	NN-only ($\approx 10^5$)
Fourier(16)	3.7%	5.1%	4.8%	4.8%
Fourier(25)	3.8%	4.7%	4.4%	4.4%
Fisher(16)	4.5%	10.1%	9.9%	9.5%
Fisher(25)	5.5%	14.4%	14.0%	12.7%
Maxwell(10)	19% (AL)	56%	19%	15%

Extended data Table 2: PEDS error versus NN-only baselines’ errors (fractional error on the test set). We report the orders of magnitude of training points in parenthesis. With more than an order of magnitude extra data, NN-only baseline still has much higher error than PEDS. Except Maxwell(10), all baselines still cannot achieve PEDS error with two orders of magnitude extra data. The improvement when going from 10^4 to 10^5 points with Fourier surrogates are smaller than 0.1%. In the Maxwell case, we show in section 3.3 that it is crucial to include active learning (AL) in addition to PEDS.

Model(<i>input dim</i>)	PEDS error ($\approx 10^3$)	Low-fidelity error	Improvement	Speedup
Fourier(16)	3.7%	13.5%	$3.6\times$	$500\times$
Fourier(25)	3.8%	8.5%	$2.2\times$	$500\times$
Fisher(16)	4.5%	38.1%	$8.5\times$	$10^4\times$
Fisher(25)	5.5%	36.7%	$6.7\times$	$10^4\times$
Maxwell(10)	19% (AL)	124%	$6.5\times$	$10^2\times / 10^4\times$

Extended data Table 3: With $\approx 10^3$ training points, PEDS consistently improves error (fractional error on the test set) by $2\text{--}8\times$ compared to the low-fidelity solver. “Improvement” is the reduction in error by PEDS compared to the low-fidelity. Speedups are shown for 2D simulations, and speedup for 3D simulations is also reported for Maxwell(10)

References

1. Baker, N. *et al.* Workshop report on basic research needs for scientific machine learning: Core technologies for artificial intelligence. Tech. Rep., USDOE Office of Science (SC), Washington, DC (United States) (2019).
2. Benner, P., Gugercin, S. & Willcox, K. A survey of projection-based model reduction methods for parametric dynamical systems. *SIAM Review* **57**, 483–531 (2015).
3. Willard, J., Jia, X., Xu, S., Steinbach, M. & Kumar, V. Integrating physics-based modeling with machine learning: A survey. *arXiv preprint arXiv:2003.04919* (2020).
4. Hoffmann, J. *et al.* Machine learning in a data-limited regime: Augmenting experiments with synthetic data uncovers order in crumpled sheets. *Science Advances* **5**, eaau6792 (2019).
5. Pant, P., Doshi, R., Bahl, P. & Barati Farimani, A. Deep learning for reduced order modelling and efficient temporal evolution of fluid simulations. *Physics of Fluids* **33**, 107101 (2021).
6. Pestourie, R. *et al.* Inverse design of large-area metasurfaces. *Optics Express* **26**, 33732–33747 (2018).
7. Boyd, J. P. *Chebyshev and Fourier Spectral Methods*, 2nd edn (Dover Publications, Inc., Minoela, 2001).
8. Pestourie, R., Mroueh, Y., Nguyen, T. V., Das, P. & Johnson, S. G. Active learning of deep surrogates for pdes: application to metasurface design. *npj Computational Materials* **6**, 1–7 (2020).
9. Lu, L., Pestourie, R., Johnson, S. G. & Romano, G. Multifidelity deep neural operators for efficient learning of partial differential equations with application to fast inverse design of nanoscale heat transport. *arXiv preprint arXiv:2204.06684* (2022).

10. Pestourie, R. *Assume Your Neighbor is Your Equal: Inverse Design in Nanophotonics*. Ph.D. thesis, Harvard University (2020).
11. Bayati, E. *et al.* Inverse designed extended depth of focus meta-optics for broadband imaging in the visible. *arXiv preprint arXiv:2105.00160* (2021).
12. Li, Z. *et al.* Inverse design enables large-scale high-performance meta-optics reshaping virtual reality. *arXiv preprint arXiv:2104.09702* (2021).
13. Potton, R. J. Reciprocity in optics. *Reports on Progress in Physics* **67**, 717 (2004).
14. Li, B. *et al.* Trustworthy ai: From principles to practices. *arXiv preprint arXiv:2110.01167* (2021).
15. Oskooi, A. F., Kottke, C. & Johnson, S. G. Accurate finite-difference time-domain simulation of anisotropic media by subpixel smoothing. *Optics letters* **34**, 2778–2780 (2009).
16. Ferziger, J. H., Perić, M. & Street, R. L. *Computational methods for fluid dynamics*, vol. 3 (Springer, 2002).
17. Romano, G. Openbte: a solver for ab-initio phonon transport in multidimensional structures. *arXiv preprint arXiv:2106.02764* (2021). URL <https://arxiv.org/abs/2106.02764>.
18. Cranmer, M. *et al.* Discovering symbolic models from deep learning with inductive biases. *Advances in Neural Information Processing Systems* **33**, 17429–17442 (2020).
19. Rackauckas, C. *et al.* Universal differential equations for scientific machine learning. *arXiv preprint arXiv:2001.04385* (2020).
20. Hoerl, A. E. & Kennard, R. W. Ridge regression: Biased estimation for nonorthogonal problems. *Technometrics* **12**, 55–67 (1970).

21. Karniadakis, G. E. *et al.* Physics-informed machine learning. *Nature Reviews Physics* **3**, 422–440 (2021).
22. Lu, L. *et al.* Physics-informed neural networks with hard constraints for inverse design. *arXiv preprint arXiv:2102.04626* (2021).
23. Shin, Y., Darbon, J. & Karniadakis, G. E. On the convergence of physics informed neural networks for linear second-order elliptic and parabolic type pdes. *arXiv preprint arXiv:2004.01806* (2020).
24. Kochkov, D. *et al.* Machine learning–accelerated computational fluid dynamics. *Proceedings of the National Academy of Sciences* **118**, e2101784118 (2021).
25. Lu, L., Jin, P., Pang, G., Zhang, Z. & Karniadakis, G. E. Learning nonlinear operators via deeponet based on the universal approximation theorem of operators. *Nature Machine Intelligence* **3**, 218–229 (2021).
26. Li, Z. *et al.* Fourier neural operator for parametric partial differential equations. *arXiv preprint arXiv:2010.08895* (2020).
27. Koziel, S., Cheng, Q. S. & Bandler, J. W. Space mapping. *IEEE Microwave Magazine* **9**, 105–122 (2008).
28. Bakr, M. H., Bandler, J. W., Ismail, M. A., Rayas-Sánchez, J. E. & Zhang, Q.-J. Neural space-mapping optimization for em-based design. *IEEE Transactions on Microwave Theory and Techniques* **48**, 2307–2315 (2000).
29. Feng, F. *et al.* Coarse-and fine-mesh space mapping for em optimization incorporating mesh deformation. *IEEE Microwave and Wireless Components Letters* **29**, 510–512 (2019).
30. Lu, L. *et al.* Extraction of mechanical properties of materials through deep learning from instrumented indentation. *Proceedings of the National Academy of Sciences* **117**, 7052–7062 (2020).

31. Koziel, S., Bandler, J. W. & Madsen, K. A space-mapping framework for engineering optimization—theory and implementation. *IEEE Transactions on Microwave Theory and Techniques* **54**, 3721–3730 (2006).
32. Levine, M. & Stuart, A. A framework for machine learning of model error in dynamical systems. *Communications of the American Mathematical Society* **2**, 283–344 (2022).
33. Ren, P. *et al.* Physics-informed deep super-resolution for spatiotemporal data. *arXiv preprint arXiv:2208.01462* (2022).
34. Drygala, C., Winhart, B., di Mare, F. & Gottschalk, H. Generative modeling of turbulence. *Physics of Fluids* **34**, 035114 (2022).
35. Geneva, N. & Zabaras, N. Multi-fidelity generative deep learning turbulent flows. *arXiv preprint arXiv:2006.04731* (2020).
36. Hesthaven, J. S., Pagliantini, C. & Rozza, G. Reduced basis methods for time-dependent problems. *Acta Numerica* **31**, 265–345 (2022).
37. Weinberg, S. *The quantum theory of fields*, vol. 2 (Cambridge university press, 1995).
38. Hou, T. Y., Hwang, F.-N., Liu, P. & Yao, C.-C. An iteratively adaptive multi-scale finite element method for elliptic pdes with rough coefficients. *Journal of Computational Physics* **336**, 375–400 (2017).
39. Molesky, S. *et al.* Inverse design in nanophotonics. *Nature Photonics* **12**, 659–670 (2018).
40. Pérez-Arancibia, C., Pestourie, R. & Johnson, S. G. Sideways adiabaticity: beyond ray optics for slowly varying metasurfaces. *Optics express* **26**, 30202–30230 (2018).
41. Jin, J.-M. *The finite element method in electromagnetics* (John Wiley & Sons, 2015).
42. Svanberg, K. A class of globally convergent optimization methods based on conservative convex separable approximations. *SIAM journal on optimization* **12**, 555–573 (2002).

43. Liu, D. C. & Nocedal, J. On the limited memory bfgs method for large scale optimization. *Mathematical programming* **45**, 503–528 (1989).
44. Huber, P. J. Robust estimation of a location parameter. In *Breakthroughs in statistics*, 492–518 (Springer, 1992).
45. Lakshminarayanan, B., Pritzel, A. & Blundell, C. Simple and scalable predictive uncertainty estimation using deep ensembles. *arXiv preprint arXiv:1612.01474* (2016).
46. Goodfellow, I., Bengio, Y. & Courville, A. *Deep learning* (MIT press, 2016).
47. Kingma, D. P. & Ba, J. Adam: A method for stochastic optimization. *arXiv preprint arXiv:1412.6980* (2014).
48. Innes, M. Flux: Elegant machine learning with julia. *Journal of Open Source Software* (2018).
49. Innes, M. Don't unroll adjoint: Differentiating ssa-form programs. *arXiv preprint arXiv:1810.07951* (2018).
50. Champagne II, N. J., Berryman, J. G. & Buettner, H. M. Fdfd: A 3d finite-difference frequency-domain code for electromagnetic induction tomography. *Journal of Computational Physics* **170**, 830–848 (2001).
51. Sacks, Z. S., Kingsland, D. M., Lee, R. & Lee, J.-F. A perfectly matched anisotropic absorber for use as an absorbing boundary condition. *IEEE transactions on Antennas and Propagation* **43**, 1460–1463 (1995).
52. rpestourie & payel79. payel79/peds: publish <https://doi.org/10.5281/zenodo.8342595> (2023).