

A Survey of NLP-Related Crowdsourcing HITs: what works and what does not

Jessica Huynh

Carnegie Mellon University
jhuynh@cs.cmu.edu

Jeffrey Bigham

Carnegie Mellon University
jbigham@cmu.edu

Maxine Eskenazi

Carnegie Mellon University
max@cmu.edu

Abstract

Crowdsourcing requesters on Amazon Mechanical Turk (AMT) have raised questions about the reliability of the workers. The AMT workforce is very diverse and it is not possible to make blanket assumptions about them as a group. Some requesters now reject work en masse when they do not get the results they expect. This has the effect of giving each worker (good or bad) a lower Human Intelligence Task (HIT) approval score, which is unfair to the good workers. It also has the effect of giving the requester a bad reputation on the workers' forums. Some of the issues causing the mass rejections stem from the requesters not taking the time to create a well-formed task with complete instructions and/or not paying a fair wage. To explore this assumption, this paper describes a study that looks at the crowdsourcing HITs on AMT that were available over a given span of time and records information about those HITs. This study also records information from a crowdsourcing forum on the worker perspective on both those HITs and on their corresponding requesters. Results reveal issues in worker payment and presentation issues such as missing instructions or HITs that are not doable.

1 Introduction

The rise of artificial intelligence has led to a surge in the need for data. Models are becoming increasingly more complex, needing more fine-grained data. In order to quickly collect such data, many researchers have turned to crowdsourcing. The crowdsourcing platform that is most familiar to requesters is Amazon Mechanical Turk (AMT). Anyone in many countries can create an Amazon account and offer work, in the form of HITs, to AMT workers. Desiring rapid results, requesters often post HITs quickly, not taking into account that the way in which a HIT is presented has a direct effect

on the quality of the data they obtain. They may also not be aware that their actions as requesters affect the quality of the data they gather. For example, a HIT could have unclear instructions, low payment, or in some cases might not even function. The two former cases result can lead to lower data quality. Lately, this has lead requesters, seeing how to revise their HIT for better results, to refuse to pay for their earlier errorful HIT. Thus they send out mass rejections (rejecting all of the work on a given HIT regardless of its quality). While for the requester this is just restarting a HIT, the effect of this mass rejection is felt on both sides. The workers are not paid for the time they spent regardless of the quality of their work. Also, since their work has been rejected, their individual rating goes down, thus making it hard for them to qualify in the future for other HITs. The requester also gets a bad reputation on the quality of their HITs and their payments on the workers' forums such as Turkopticon (Irani and Silberman, 2013)^{1 2}, TurkerView³, Turker Nation⁴, and MTurk Crowd⁵. These sites are regularly visited by many of the workers to determine which HITs are considered to be a reliable source of income. They also use the information to avoid certain requesters. Requesters can monitor their reputation on these sites and use worker feedback to improve their HITs and thus eventually their reputations.

2 Background

Recently, recruiting workers and bringing them into a lab has become much less desirable due to the high cost and the lack of diversity of the workers. In

¹<https://turkopticon.net/>

²<https://turkopticon.info/>

³<https://turkerview.com/>

⁴<https://www.reddit.com/r/TurkerNation/>

⁵<https://mturkcrowd.com/>

response to this issue AMT has grown in popularity amongst researchers (Paolacci et al., 2010).

2.1 Worker Payment

A major issue affecting both the interaction between the requester and the worker and the data quality is worker payment. Hara et al (Hara et al., 2018) have shown that the mean wage for a worker on AMT is very low, \$3.13 per hour at the time, while requesters generally pay on average \$11.58 per hour. This apparent disparity is due to the fact that the most abundant HITs tend to be the lower paid ones. Researchers may believe that AMT workers are willing to work for very little, and that the amount of compensation does not affect data quality (Buhrmester et al., 2016) (Mason and Watts, 2009). Indeed, a good worker will try to work on the better paying HITs when possible. But if it is the end of the month and rent is due, workers are obliged to take whatever HITs are available at that time even if they don't pay well. This may result in the worker spending less time reading instructions or in actually working on a HIT, in order to make the meager payment cover less work time. This usually results in lower quality HIT data.

2.2 Communication

In addition to worker payment, the quality of communication between requesters and workers is frequently mentioned on forums such as Turkopticon (Hanrahan et al., 2021). Good communication is important when a worker wants to tell a requester about issues they have when attempting to do a HIT or when they want to find out why their work has been rejected. Good communication can lead to better data quality since it not only provides the worker with a better idea of what the requester really wants, but also helps the requester to be aware of any issues with a given HIT.

2.3 Rejecting Work

Rejections are a problem for both the requester and the worker. If a requester rejects work and does not use some subset of the data they collected, they may need to re-publish their HIT so that they can fulfill the originally desired quantity of data. This delays their work on their results. For the worker, if their work is rejected, their reputation suffers and they may not meet certain qualifications like HIT approval percentage for well-paying HITs (Hara et al., 2018). Even though rejections constitute a small percentage of work (Hara et al., 2018), real

workers who have honestly put effort into their work should be paid for that time. On the other hand, requesters feel justified in rejecting work that has obviously come from bots. While this seems reasonable, lately the creators of those bots have started to write requester reviews, thus tarnishing the reputation of the requester. AMT suggests that when a requester is sure that a specific worker account is a bot, they should pay them and at the same time report them to AMT.

There are several other factors that affect the quality of the work, such as HITs that do not work (buggy), HITs that have no standard for evaluation (McInnis et al., 2016) (Schmidt and Jettinghoff, 2016) and poor instructions.

The aforementioned websites and worker forums are used, by about 60% of all workers (Yang et al., 2018). Thus it is important to be attentive to worker feedback.

3 Approach

In order to prove that miscommunication and misunderstanding that affects data quality often originates with the requesters, this paper presents a study that examines available AMT HITs over a specific period of time. The first author of this paper registered as a worker and examined the HITs that were available. It should be noted that not all HITs are available to beginning workers. There are two parts to this study: recording information about all available AMT HITs during the given time period and recording information from the TurkView website that reviews both HITs and requesters during the same time period.

3.1 AMT

The study ran from August 25, 2021 to August 31, 2021. Every day during this period, at 12 PM EST, the first author refreshed the HITs page that she could see as a new worker and recorded information about the available HITs that were NLP- or speech-related (vision tasks, surveys and information retrieval from websites were not included in this study) and noted the following:

- Name of the HIT
- Requester Name
- Qualifications Needed
- Payment

- Time the HIT has been up

HITs fell into three categories:

- NOQUAL - HITs the first author, as a new worker, did not qualify for and was unable to preview
- PREVIEW - HITs the first author did not qualify for but could preview
- QUAL - HITs the first author qualified for

When a HIT could be previewed, it could be evaluated for the study but it was simply not possible to submit the HIT.

For PREVIEW and QUAL, the following were also recorded:

- Technical Issues
 - Inaccessible - the HIT is completely inaccessible and cannot be viewed.
 - Preview - the HIT does not work properly in preview, but might work for the workers who are allowed to work on it.
 - Critical - HIT does not work properly when the first author accepts to work on it.
- Instruction Issues
 - Completely Unclear - Instructions and/or examples do not make sense, given the task or have grammatical errors that impede comprehension.
 - Incomplete - Instructions and/or examples are provided for some but not all annotation/mentioned categories.
 - Ambiguous/Vague - Instructions and/or examples are vague and open to several possible interpretations.
 - Unrelated - Instructions and/or examples do not help in completing that specific HIT. When actually working on the HIT, the instructions (that made sense during the read-through) did not help in actually doing the task.
- Other comments about the HIT itself

For examples of these categories, please refer to Appendix A.

3.2 TurkerView

TurkerView was used to record the workers' perspective on the requester and on their HIT. The following were recorded from TurkerView:

- Worker Assessment of Payment for the HIT
 - Generous
 - Well
 - Fair
 - Poor
 - Very Badly
- Worker Average Recorded Payment for the HIT (average payment/average time)
- Worker Assessment of Payment for the Requester
 - Generous
 - Well
 - Fair
 - Poor
 - Very Badly
- Worker Average Recorded Payment for the Requester
- Communication
 - poor
 - ok
 - good
- Approves Quickly
 - slowly
 - average
 - quickly
- Rejections
- Blocks

Metrics covering the requester's communication (unacceptable, poor, acceptable, good, excellent) and their approval time (very slow, slow, average, fast, very fast) were also noted.

See Appendix B for a detailed breakdown of the TurkerView metrics.

Since this study was run over the course of one week, any bias related to a particular day of the week was eliminated.

4 Results

4.1 Overall

There were a total of 161 HITs with the three categories (NOQUAL, PREVIEW and QUAL) as seen in Table 1. Several of these HITs were batches of the same HIT that were released on different days, possibly with different pay levels. These were counted as duplicate HITs if they had the same HIT name. In total, there were 102 unique HITs. These HITs were posted by 79 different requesters. Of the total of 102 HITs, 56 unique HITs were in the PREVIEW or QUAL categories. The rest of the paper concerns this set of 56 HITs.

	NOQUAL	PREVIEW	QUAL
Unique	46	36	20
Duplicate	51	2	6
Total	97	38	26

Table 1: HIT Statistics

4.2 Issues

As seen in Table 2, a total of 14 HITs (25% of total HITs!) had technical issues.

Technical Issue	No. HITs	% of HITs
Preview	6	11%
Inaccessible	7	13%
Critical	1	2%

Table 2: Technical Issues

Concerning instructions, some HITs had unclear instructions while 12 HITs had incomplete instructions. This may cause the worker to complete the HIT in an undesired way because not all the terms were defined and accompanied by examples. Both unrelated and ambiguous/vague instructions will produce the same result. There were 15 HITs (27% of the total HITs). The total number of HITs with technical and instructional issues is 17 HITs (one HIT had both a technical and instructional issue) (30% of the total HITs!).

4.3 Payment per HIT

Table 4, shows the average dollar amounts per hour that the HITs paid based on worker feedback in TurkerView. This is for 54 out of 102 recent HIT, which may not correspond to the 56 HITs discussed above. The amounts were calculated by averaging the amount the workers were paid (including

Instr. Issue	No. HITs	% of HITs
Completely Unclear	0	0%
Incomplete	12	22%
Unrelated	2	4%
Ambiguous/Vague	1	2%

Table 3: Instruction Issues

bonuses for some HITs) and dividing that by the average amount of time the workers spent on the HIT. The HITs were further broken down into three categories based on TurkerView's wage assessment, which can be seen in Appendix B. 24 HITs (44%!) paid less than \$7.25, which is below the US Federal minimum wage, 9 (17%) paid between \$7.25 and \$10.00, and the remaining 21 (39%) paid above \$10. The 17 HITs (31%) paid above \$15.00 an hour, is 17 .

Payment	No. HITs	% of HITs
< \$7.25	24	44%
\$7.25 - \$10.00	9	17%
> \$10.00	21	39%

Table 4: Payment Statistics for HITs

4.4 Overall Worker View of Requester

In addition reviewing each HIT, workers can review the requesters themselves. Table 5 shows a total of 67 requesters out of 79 that workers had been reviewed for payment assessment.

Assessment of Pay	No. Reqs	% of Reqs
very badly	11	16%
poorly	13	19%
fairly	14	21%
well	15	22%
generously	14	21%

Table 5: Assessment of Payment for Requesters

72 requesters were reviewed on the average payment per hour offered over all of their reviewed HITs, as seen in Table 6. If the payment per hour threshold is increased to \$15.00, the number of requesters is 28, (39% of requesters as opposed to 64% for payments over \$10.00).

Table 7 shows communication scores for 19 requesters. TurkerView groups unacceptable and poor together, renames acceptable as ok, and groups good and excellent together in the overall

Payment	No. Reqs	% of Reqs
< \$7.25	18	25%
\$7.25 - \$10.00	8	11%
> \$10.00	46	64%

Table 6: Payment Statistics for Requesters

metrics. Thus 26% of the requesters reviewed had poor communication with the workers!

Communication	No. Reqs	% of Reqs
poor	5	26%
okay	1	5%
good	13	68%

Table 7: Assessment of Communication for Requesters

The requesters' ratings were broken down into approval time, rejections, and blocking workers in Tables 8, 9, 10. Again, TurkerView groups very slow and slow, and fast and very fast. Fortunately a large majority of these requesters are quick to respond to workers.

Approval Time	No. Reqs	% of Reqs
slowly	5	9%
average	0	0%
quickly	50	91%

Table 8: Assessment of Approval Time for Requesters

Rejections	No. Reqs	% of Reqs
no	62	86%
yes	10	14%

Table 9: Assessment of Rejections for Requesters

Blocks	No. Reqs	% of Reqs
no	71	99%
yes	1	1%

Table 10: Assessment of Blocks for Requesters

5 Discussion

5.1 HITs

Technical issues and instruction issues play a large role in whether the requester will obtain the data that they expect. The inaccessible and critical issues keep the worker from completing the HIT.

Incomplete instructions, the main instruction issue, could cause some workers to interpret the task in a way that the requesters did not expect. 30% of all the HITs fall in this category. Consent forms are often absent from in the HITs. This could be due to differing IRB standards, or on what the data from the HIT is used for.

5.2 Requesters

The main point of issue that appears in the workers' reviews of the requesters is the amount of payment. Even though the requesters are distributed evenly across the different levels of pay, almost 40% of the requesters do not pay an amount that the workers judge to be fair. And, while 64% of the requesters pay above \$10 an hour, many of the available HITs paid less than that amount. Also, workers recorded rejections from 10 out of 72 requesters. This means that these 10 requesters rejected some amount of work, whether it be specific whole batches or work from specific workers. 3 of these were below 2%, but there 4 requesters who were above 25%. This means that workers did work but were not paid for it. This type of result is certainly a red flag for workers choosing which requesters to work for.

5.3 Qualifications

On AMT, a requester can choose from a variety of types of qualifications. There are several trends within the three categories of HITs. Requesters who restricted preview privileges for the HIT tended to have more requester-specific qualifications, for example, qualification tests, specific workers, or even prior qualifications that were manually assigned due to past good work by a specific worker. They also used the Masters qualification which requires workers to have done a certain number of HITs (usually above 500 or 1000), and requested workers to have a certain approval rating (generally over 95%). Although the requesters who allowed the first author to preview were less stringent on qualifications, they still made frequent use of at least one of the above qualifications. Finally, the HITs that the first author was qualified for either only used a high approval rating, or other qualifications such as location (that the previous categories of requesters implemented as well) that did not greatly restrict the worker population.

5.4 Caveats

Several variables may cause bias in our statistics, mainly:

- Accessibility of the HIT
- Availability of the HIT
- Reviews of the Requesters

5.4.1 Accessibility

The HITs were split into the three aforementioned categories of NOQUAL, PREVIEW and QUAL. Detailed information and evaluation about the instructions for HITs could only be retrieved from the PREVIEW and QUAL HITs. Certain requesters have pre-surveys attached to their HIT on external websites; because the HIT qualifications were not met and their database may be storing intermediate results, there is no data on these HITs.

5.4.2 Availability

Some HITs may be completely taken immediately by workers, possibly bots or web scrapers, thus not every HIT that was released over the week of the study may have been captured. Yet other HITs may be released and taken by workers at different times of day. Some requesters may choose to have their HITs be invisible to everyone who is not qualified for their HIT ⁶.

5.4.3 Reviews on TurkerView

TurkerView does not have information for all of the requesters of the HITs in the study. This may be due to a requester not having many HITs out for review, being a newer requester, etc. This accounts for numbers in the sections in this paper that concern reviewers that are different from the numbers concerning HITs.

6 Conclusion

This paper reveals that, for a significant amount of HITs, there is a disconnect between the workers and the requesters. Payment is often not fair in both the workers' eyes and according to federal wage standards. HIT instructions, communication, and understanding of rejections need improvement for requesters to express what they are actually looking to obtain and thus for them to find that their data is of the quality they were expecting.

⁶<https://blog.mturk.com/launch-requesters-now-have-more-control-over-hit-visibility-via-the-mturk-api-55ffdf5e7d4>

Acknowledgments

This material is based upon work supported by the National Science Foundation Graduate Research Fellowship under Grant Nos. DGE1745016 and DGE2140739. It is also partly funded by the National Science Foundation grant CNS-1512973. The opinions expressed in this paper do not necessarily reflect those of the National Science Foundation.

References

- Michael Buhrmester, Tracy Kwang, and Samuel D Gosling. 2016. Amazon's mechanical turk: A new source of inexpensive, yet high-quality data?
- Benjamin V Hanrahan, Anita Chen, JiaHua Ma, Ning F Ma, Anna Squicciarini, and Saiph Savage. 2021. The expertise involved in deciding which hits are worth doing on amazon mechanical turk. *Proceedings of the ACM on Human-Computer Interaction*, 5(CSCW1):1–23.
- Kotaro Hara, Abigail Adams, Kristy Milland, Saiph Savage, Chris Callison-Burch, and Jeffrey P Bigham. 2018. A data-driven analysis of workers' earnings on amazon mechanical turk. In *Proceedings of the 2018 CHI conference on human factors in computing systems*, pages 1–14.
- Lilly C Irani and M Six Silberman. 2013. Turkopticon: Interrupting worker invisibility in amazon mechanical turk. In *Proceedings of the SIGCHI conference on human factors in computing systems*, pages 611–620.
- Winter Mason and Duncan J Watts. 2009. Financial incentives and the "performance of crowds". In *Proceedings of the ACM SIGKDD workshop on human computation*, pages 77–85.
- Brian McInnis, Dan Cosley, Chaebong Nam, and Gilly Leshed. 2016. Taking a hit: Designing around rejection, mistrust, risk, and workers' experiences in amazon mechanical turk. In *Proceedings of the 2016 CHI conference on human factors in computing systems*, pages 2271–2282.
- Gabriele Paolacci, Jesse Chandler, and Panagiotis G Ipeirotis. 2010. Running experiments on amazon mechanical turk. *Judgment and Decision making*, 5(5):411–419.
- Gordon B Schmidt and William M Jettinghoff. 2016. Using amazon mechanical turk and other compensated crowdsourcing sites. *Business Horizons*, 59(4):391–400.
- Jie Yang, Carlo van der Valk, Tobias Hoßfeld, Judith Redi, and Alessandro Bozzon. 2018. How do crowd-worker communities and microtask markets influence each other? a data-driven study on amazon me-

chanical turk. In *Sixth AAAI Conference on Human Computation and Crowdsourcing*.

A Examples of Issues

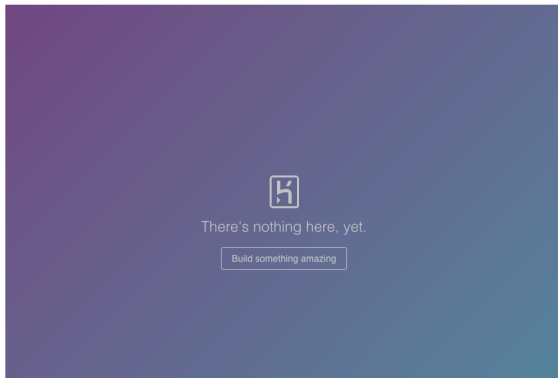


Figure 1: Inaccessible Issue; Heroku error pops up on every HIT with this issue

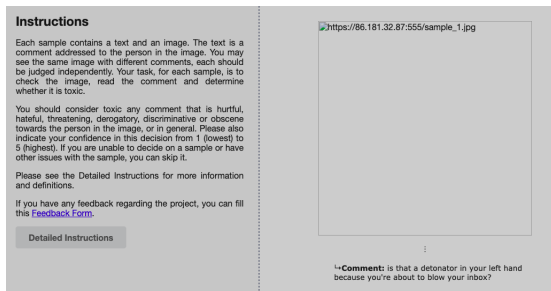


Figure 2: Critical Issue; the image associated with the HIT does not show up, which prevents the worker from doing the HIT properly

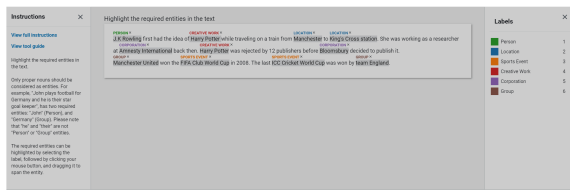


Figure 3: Incomplete Instructions Issue; Not every category has an example or provided definition

B TurkerView Metrics

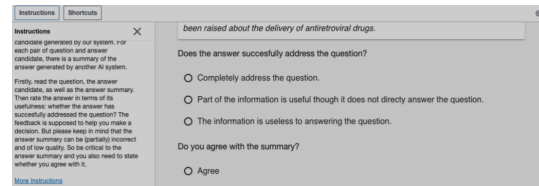


Figure 4: Ambiguous/Vague Instructions Issue; The instructions and the actual multiple choice question do not match up, so it may be confusing to the worker

Guidelines	Examples
Exclude payment method unless it would be unclear without it	Good: Central State Transfer Payment 102/01 --- Zero Good: 1000 VEBANK TO CARD --- Nevada to Cal Good: HUIP HUIU PAPAL 721 --- Huiji Bad: Alipay 4120 West South --- Alipay Bad: Applepay (should just be Apple)
Don't include "last", "inc" etc. unless it would be unclear without it	Bad: Sorely, Inc. (should just be Sorely) Good: 1800 Contacts Good: Stamp.com Bad: AT State (should be Atlanta) Bad: Vinca (should be YMCA)
Capitalization, periods, dashes, apostrophes, spacing, etc. should match the companies preferred styling (Bad: Samuels (Should be Sam's Club))	

Figure 5: Unrelated Instructions Issue; The instructions seem clear and straightforward. However, as seen in the image below, the task itself is still very confusing.

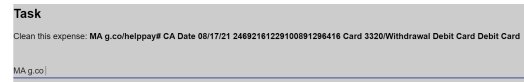


Figure 6: Unrelated Instructions Issue; The task is confusing even with the instructions.

Color	Pay Range (Hourly)	Explanation
RED	< \$7.25 /hr	Hourly averages below US Federal minimum wage
ORANGE	\$7.25 - \$10.00 /hr	Hourly averages between Federal & highest statewide (CA) minimum wages.
GREEN	> \$10.00 /hr	Hourly averages above all US minimum wage standards

Figure 7: Wage Assessment of Requesters by Workers

Icon	Rating	Suggested Guidelines
	Underpaid 1/5	<ul style="list-style-type: none"> ✗ Very low or no pay ✗ Frustrating work experience ✗ Inadequate instructions
	Low 2/5	<ul style="list-style-type: none"> ✗ Below US min-wage (\$7.25/hr) ⚠ No redeeming qualities to make up for pay
	Fair 3/5	<ul style="list-style-type: none"> ⚠ Minimum wages for task (consider SE taxes!) ⚠ Work experience offers nothing to tip the scales in a positive or negative direction
	Good 4/5	<ul style="list-style-type: none"> ✓ Pay is above minimum wage, or compensates better than average for the level of effort required. ✓ The overall work experience makes up for borderline wages
	Generous 5/5	<ul style="list-style-type: none"> ✓ Pay is exceptional. ✓ Interesting, engaging work or work environment ✓ Concise instructions, well designed HIT.

Figure 8: Payment Assessment of Requesters and HITs by Workers






Icon	Rating	Suggested Guidelines
	Unacceptable 1/5	<ul style="list-style-type: none"> ✗ No response at all ✗ Rude response without a resolution
	Poor 2/5	<ul style="list-style-type: none"> ✗ Responsive, but unhelpful ⚠ Required IRB or extra intervention
	Acceptable 3/5	<ul style="list-style-type: none"> — Responded in a reasonable timeframe — Resolves issues to a minimum level of satisfaction.
	Good 4/5	<ul style="list-style-type: none"> ✓ Prompt Response ✓ Positive resolution
	Excellent 5/5	<ul style="list-style-type: none"> ✓ Prompt response time ✓ Friendly & Professional ✓ Helpful / Solved Issues ✓ Interacts within the community

Figure 9: Communication Assessment of Requesters and HITs by Workers

Icon	Rating	Approval Time
	Very Slow 1/5	Over 2 weeks
	Slow 2/5	~1 - 2 Weeks
	Average 3/5	~3 - 7 Days
	Fast 4/5	~1 - 3 Days
	Very Fast 5/5	~24 hours or less

Figure 10: Approval Time Assessment of Requesters and HITs by Workers