
NATURE: Natural Auxiliary Text Utterances for Realistic Spoken Language Evaluation

David Alfonso-Hermelo*
david.alfonso.hermelo@huawei.com

Ahmad Rashid*†‡
ahmad.rashid@huawei.com

Abbas Ghaddar*
abbas.ghaddar@huawei.com

Philippe Langlais§
felipe@iro.umontreal.ca

Mehdi Rezagholizadeh*
mehdi.rezagholizadeh@huawei.com

*Huawei Noah’s Ark Lab †Vector Institute ‡University of Waterloo §RALI/DIRO, Université de Montréal

Abstract

Slot-filling and intent detection are the backbone of conversational agents such as voice assistants, and are active areas of research. Even though state-of-the-art techniques on publicly available benchmarks show impressive performance, their ability to generalize to realistic scenarios is yet to be demonstrated. In this work, we present NATURE, a set of simple spoken-language oriented transformations, applied to the evaluation set of datasets, to introduce human spoken language variations while preserving the semantics of an utterance. We apply NATURE to common slot-filling and intent detection benchmarks and demonstrate that simple perturbations from the standard evaluation set by NATURE can deteriorate model performance significantly. Through our experiments we demonstrate that when NATURE operators are applied to evaluation set of popular benchmarks the model accuracy can drop by up to 40%.

1 Introduction

The past decade has seen a proliferation of voice assistants (VAs) and conversational agents in our daily lives. This has been possible due to the progress in the fields of natural language understanding (NLU), spoken language understanding (SLU) and natural language processing (NLP). Commercial VAs are typically pipeline systems with an NLU engine which attempts to categorize and understand user intent. The main component of the NLU engine is a slot-filling (SF) and intent detection (ID) model. State-of-the-art models Qin et al. [2019], Wang et al. [2018], Yamada et al. [2020] generally report a high accuracy and F1 score on popular benchmarks such as ATIS Hemphill et al. [1990] or SNIPS Coucke et al. [2018] which may give an impression that the problem is solved. However, these benchmarks do not model the distinctive variations of spoken-language and the characteristics that a VA must handle in real scenarios.

It has been observed across the fields of NLP and NLU that state-of-the-art deep learning models fit on the spurious, surface-level patterns of the datasets [McCoy et al., 2019, Zhang et al., 2019, Jin et al., 2019]. A growing body of work has demonstrated this on challenging evaluation sets designed by perturbing an existing evaluation set. These perturbations include character-level additions, deletions and swaps for machine translation [Belinkov and Bisk, 2017], character-level adversarial perturbations to trick neural classifiers [Ebrahimi et al., 2017], using a masked language model to

Utterance	Task: Model Prediction Errors
play party anthems → ploy party anthems	ID: Play_Music → Search_Creative_Work
play some sixties music → plays some sixties music	SF: [sixties]:year → [sixties]:year; [plays]:album
listen to dragon ball: music collection → like listen to dragon ball: music collection	ID: Search_Creative_Work → Play_Music SF: [dragon ball: music collection]:object_name → [dragon ball]:artist; [collection]:album

Table 1: Examples of NATURE-perturbed utterances with badly predicted slots and/or intent. The perturbed utterance is preceded by a →.

generate adversarial perturbations Garg and Ramakrishnan and a heuristic based word substitution model to generate semantically plausible adversarial text Jin et al. [2020] among others.

Making a large, diverse, spoken-language oriented, multilingual benchmark would be ideal. However this is a labor-intensive, time-consuming, and expensive commitment. As a trade-off between less costly annotation and more realistic data, we propose a framework that focuses on perturbing the existing evaluation set by applying simple, spoken-language oriented, realistic operators¹ that modify the input sentence without perturbing the original meaning. In this paper, we introduce the NATURE (*Natural Alterations of Textual Utterances for Realistic Evaluation*) framework, a compilation of operators that preserve the original semantics while adding realistic spoken-language characteristics to the evaluation set. In addition to producing realistic data, the score analysis of the evaluation sets perturbed with a single operator helps pinpoint the superficial and heuristic dependencies of each model. To the best of our knowledge, no work has attempted to demonstrate that the benchmarks and models for the dual tasks of SF and ID rely on frequent heuristic patterns. Table 1 shows examples of perturbed utterances where a state-of-the-art model Qin et al. [2019] correctly predicted the label for the original utterance but failed for the perturbed utterance.

2 Related Work

2.1 Realizing models use shortcuts

A growing number of studies identify a tendency in NLU models to leverage the superficial features and language artifacts instead of generalizing over the semantic content. A naive way to force generalization is to automatically add noise to the training set, however, as demonstrated by Belinkov and Bisk [2017], models trained on synthetic noise do not necessarily perform well on natural noise, requiring a more elaborate approach. Given our incapacity to control the features these models learn, each task requires an in-depth analysis and a data or model modification that guides it to the correct answer. For the political claims detection task Padó et al. [2019] and Dayanik and Padó [2020] unveil a strong bias towards the claims made by frequent actors that require masking the actor and its pronouns during training to improve the performance. Other works have focused on the artifact and heuristic over-fitting for the natural language inference (NLI) task [Gururangan et al., 2018, Poliak et al., 2018, Zellers et al., 2018, McCoy et al., 2019, Naik et al., 2018] or for the question-answering (QA) task Jia and Liang [2017]. The work of Ghaddar et al. [2021] focuses on the artifacts in named entity recognition task and Balasubramanian et al. [2020] shows that substituting Named Entities (NEs) influences the robustness of BERT-based models for different tasks (NLI, co-reference resolution and grammar error correction).

¹By realistic, we mean that modified utterances remain semantically similar to the original intention in a real-life scenario.

2.2 Alternative evaluation

Some researchers have proposed evaluation sets with naturally occurring adverse sentences for different tasks such as HANS for natural language inference (MNLI) McCoy et al. [2019] or PAWS Zhang et al. [2019] and PAWS-X Yang et al. [2019] for paraphrase identification. Another strategy involves a systematic perturbation of the evaluation set Lin et al. [2020]. This has gained popularity in recent years with a growing interest in more challenging and adversarial evaluation frameworks. However, a more challenging evaluation set has to ensure high quality annotation, which is why many papers have suggested a human-in-the-loop approach Kaushik et al. [2019], Gardner et al. [2020], Kiela et al. [2021]. But these approaches are costly, specially due to the number and quality of annotators necessary to produce a high-quality output. Generalization is more easily achieved when the training data is large and diverse. A model can be effective, yet, if it is only fed with small and/or similar data, it will have difficulties to achieve robustness. Some researchers Louvan and Magnini [2020], Zeng et al. [2020], Dai and Adel [2020], Min et al. [2020], Moosavi et al. [2020] use data augmentation strategies to improve the training data and help boost a model's performance.

Other researchers follow a different path and suggest evaluating by perturbing the evaluation set using multiple task-agnostic rule-based transformations. These slightly alter the form of the data while affecting very little the semantic content. In this category, we can cite the works of Ribeiro et al. [2020] (Checklist tool) and Goel et al. [2021] (RobustnessGym).

2.3 Spoken-Language perturbation methods

There have been a few works that have done research on spoken-language oriented perturbation methods. Some seek to simulate automatic speech recognition (ASR) errors Tsvetkov et al. [2014], Simonnet et al. [2018], Li et al. [2018], Gopalakrishnan et al. [2020]. Whether using mappings of common ASR errors or based on the acoustic word embedding approach Bengio and Heigold [2014], these strategies cannot work for SF and ID because we may lose the token-by-token semantic labeling that is required for SF.

Other works have devised methods that change the sentence form while keeping track of the semantic labeling Yin et al. [2020], Li et al. [2020]; although they are not presented as spoken-language oriented. Such approaches, whether they emulate non-native speaker errors or produce counterfactual versions of the original utterances, use value-substitution techniques that require high-quality label-token dictionaries for each new dataset.

In NATURE, we aim to produce spoken-language oriented perturbations Bengio and Heigold [2014], Tsvetkov et al. [2014], Simonnet et al. [2018], Li et al. [2018], Gopalakrishnan et al. [2020], such that the utterances remain semantically similar Ribeiro et al. [2020], Goel et al. [2021]. without using costly label-token dictionaries McCrae et al. [2020], Lin et al. [2012, 2020] and human-in-the-loop techniques Kaushik et al. [2019], Gardner et al. [2020], Kiela et al. [2021].

3 Methodology

We divide the NATURE operators into three categories - fillers, synonyms and *speako* (or similar sounding). Since these operators are intended to introduce human speech inspired small perturbations in SF and ID evaluation, it is desirable for a trained model to maintain its performance under NATURE perturbations. Table 2 gives a few examples of these operators.

3.1 Fillers

Fillers are ubiquitous in everyday spoken language and often appear in transcribed human-to-human dialog corpora (such as the Switchboard corpus Godfrey et al. [1992], composed of approximately 1.6% fillers Shriberg [2001]).

Fillers serve as hesitation markers (e.g.: *Bring me the, like, Greek yogurt. I've heard it's really, you know, savoury.*) or as introduction/closure of a turn of speech (e.g., *Now, bring me the Greek yogurt please and thank you. Actually, I've heard it's really savoury, right?*).

Because they are semantically poor (lacking essential meaning) and therefore do not change the overall meaning of an utterance, fillers are intentionally cleaned off in SF and ID benchmarks. Although we could design a pre-processing step to remove fillers from a VA system it is more interesting to study the impact of fillers and to test the capacity of models, specially those pre-trained on language modeling, to generalize over utterances with fillers.

We propose 4 different filler operators:

- **Beginning-of-sentence** (BOS): a small introductory filler phrase at the beginning of the utterance, such as: *so, like, actually, okay so, so okay, so basically, now or well.*
- **End-of-sentence** (EOS): a small conclusive filler phrase at the end of the utterance, such as: *if you please, please and thank you, if you can, right now, right away, would you mind ?*
- **Pre-verb**: a filler word or sequence of words appearing before the utterance’s verb or verbal phrase, such as: *like, basically* or *actually.*
- **Post-verb**: a filler word or sequence of words appearing after the utterance’s verb or verbal phrase, such as: *basically, actually, like* or *you know.*

BOS and EOS operators simply add a filler at the very beginning or the end of the utterance, respectively. The pre-verb and post-verb operators require us to find the part-of-speech (POS) tag of the utterance tokens ². Then, the filler is put at the correct place. We add a fail-safe rule to ensure that a filler is added if no verb is found where expected. To that end, we use the overly-recurrent filler, *like*, and the first appearing NE as a pivot instead of the first appearing verb e.g., *let’s check **like** avengers).*

3.2 Synonyms

A synonym is a word that can be interchanged with another word in the context, without changing the meaning of the whole. To replicate this semantic operation, we select the POS corresponding to the NATURE operator (verb, adjective, adverb, etc.). Then, we select a word of that type in the input utterance and make a list of corresponding potential synonym candidates (with the same POS tag) to replace it. Next, we use a pre-trained BERT-base model with a language modeling head to produce corresponding probabilities of synonym candidates. We use this BERT-based model instead of a human populated dictionary (such as Wiktionary) since not all dictionary entries show synonyms.

To summarize, we first randomly choose a POS tag and find a target token which has this tag in our utterance. Then we replace the target with a special [MASK] token. We feed this utterance into BERT and obtain a list of candidates with their probabilities.

In case a sentence contains no token with the target POS, we use the more common *noun* POS. We observe an example in the *synonym adv.* row in Table 2.

As we can see in Table 3, not all BERT candidates are suitable synonyms of the target token. We remove candidates that do not have the same POS of the target token. For a better performance, we place each candidate in the sentence before getting its POS. We have 5 different synonym operators based on different target POS: **verb**, **adjective**, **adverb**, **any** (at random between verb, adjective, adverb or noun), **stop-words** (grammatical and most common words).

3.3 Speako

Some words sound similar to others but have a different meaning altogether (e.g., *decent* and *descent*, *this* and *these*). This operator is based on the idea that anyone can make an error, but an efficient and robust model should be able to recover a minor mistake using the context. Thus, we introduce speakos (slip of the tongue, speech-to-text misinterpretation). These slips of the tongue appear commonly in oral human-to-human communication. According to some studies Jaeger [2004], Stemberger [1989] they represent between 48 and 67.4% of all oral errors, depending on the type of speaker. Although we do not find similar studies for user-machine communication, we know this phenomenon is not exclusive to human-to human communication and we expect them to appear in a similar amount.

²We use the NLTK library to find the POS of the tokens.

evaluation set	Example sentence
Original	add <u>tune</u> to <u>sxsw</u> <u>fresh</u> playlist
BOS Filler	okay so add <u>tune</u> to <u>sxsw</u> <u>fresh</u> playlist
Pre-V. Filler	like add <u>tune</u> to <u>sxsw</u> <u>fresh</u> playlist
Post-V. Filler	add <u>tune</u> actually to <u>sxsw</u> <u>fresh</u> playlist
EOS Filler	add <u>tune</u> to <u>sxsw</u> <u>fresh</u> playlist if you can
Synonym V.	play <u>tune</u> to <u>sxsw</u> <u>fresh</u> playlist
Synonym Adj.	add <u>tune</u> to <u>sxsw</u> <u>cool</u> playlist
Synonym Adv.	add <u>tune</u> prior to <u>sxsw</u> <u>fresh</u> playlist
Synonym Any	mix <u>tune</u> to <u>sxsw</u> <u>fresh</u> playlist
Synonym StopW	add <u>tune</u> the <u>sxsw</u> <u>fresh</u> playlist
Speako	add <u>tua</u> to <u>sxsw</u> <u>fresh</u> playlist

Table 2: Processed variants of original utterances from the SNIPS corpus. The tokens labeled as *music_item* appear with a dotted underline and the tokens labeled as *playlist* show a dashed underline. In SNIPS, the *sxsw* token is part of a playlist name and an abbreviation of *South by Southwest*.

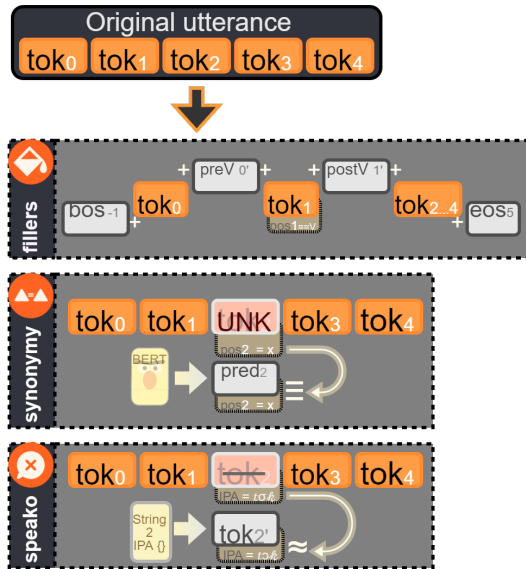


Figure 1: Overview of how each operator alters the original sentence, according to its type (filler, synonymy, speako).

Token in context	Wiktionary synonyms	BERT candidates
let me <u>buy</u> it verb	purchase, accept, [...]	get, buy, present, make, purchase, offer, give, sell, [...]
is it <u>large</u> ? adj	giant, big, huge, [...]	unusual, big, dangerous, large, powerful, [...]
i said it <u>quickly</u> adv	rapidly, fast	fast, well, strong, high, good, deep, large, slow, [...]
give me <u>freedom</u> noun	liberty, license, [...]	rights, property, freedom, status, goods, liberty, [...]
i found <u>the</u> ball stopword	le	the, second, also, third, their, still, a, our, 2nd, [...]

Table 3: Target words (underlined) of various POS and their synonyms taken from the crowd-sourced dictionary Wiktionary and candidates obtained using a pre-trained BERT language model.

To implement the *speako* operator, we use a prepared dictionary of tokens appearing 1000+ times in the whole English Wikipedia³. We convert each entry of the dictionary into its representation in International Phonetic Alphabet (IPA). We randomly select one token from the sentence, and also convert it to IPA. We then calculate the similarity between it and the dictionary’s entries (using Levenshtein distance) and replace it with the closest candidate. For instance, the sentence *let me watch (/wɑtʃ/) a comedy video* could be transformed into *let me which (/wɪtʃ/) a comedy video*.

Figure 1 shows how we alter the original utterance by the filler, synonymy and *speako* operators.

4 Experimental Setup

4.1 Data

In our work, we use 3 popular open-source benchmarks⁴ which are summarized in Table 4:

Airline Travel Information System (ATIS)⁵ Hemphill et al. [1990] introduced an NLU benchmark for the SF and ID tasks with 18 different intent labels, 127 slot labels and a vocabulary of 939 tokens. It contains annotated utterances corresponding to flight reservations, spoken dialogues and requests.

SNIPS⁶ Coucke et al. [2018] proposed the SNIPS voice platform, from which a dataset of queries for the SF and ID tasks with 7 intent labels, 72 slot labels and a vocabulary of 12k tokens were extracted.

NLU-ED⁷ is a dataset of 25K human annotated utterances using the Amazon Mechanical Turk service Liu et al. [2019]. This NLU benchmark for the SF and ID tasks is comprised of 69 intent labels, 108 slot labels and a vocabulary of 7.9k tokens.

Following the common practice in the field Hakkani-Tür et al. [2016], Goo et al. [2018], Qin et al. [2019], Razumovskaia et al. [2021], Krishnan et al. [2021]), we report the performance of SF using the F1 score. Moreover, we propose an end-to-end accuracy (E2E) metric (sometimes referred in the literature as the sentence-level semantic accuracy Qin et al. [2019]). This metric counts true positives when all the predicted labels (intent+slots) match the ground truth labels. This allows us to combine the SF and ID performance in a single more strict metric.

Benchmark		Train	Valid.	Eval.
ATIS	Sent	4 478	500	893
	Words	50 497	5 703	9 164
	Voc	867	463	448
SNIPS	Sent	13 084	700	700
	Words	117 700	6 384	6 354
	Voc	11 418	1 571	1 624
NLU-ED	Sent	20 628	2 544	2 544
	Words	145 950	18 167	17 347
	Voc	7 010	2 182	2 072

Table 4: Dataset size information of ATIS, SNIPS and NLU-ED benchmarks.

Any dialog-based dataset extracted from real user situations has the potential of containing private and security sensitive information. This is the main cause for the relatively low amount of datasets for SF and ID. The benchmarks we mention are well known and cautiously cleaned (as presented in Section 3). NATURE operators purposely avoid using any type of resource that would contain personal information. To the best of our knowledge, our work is not detrimental to people’s safety, privacy, security, rights or to the environment in any way.

³We empirically observed that removing all tokens that had a co-occurrence lower than 1000 eliminated most of the nonsensical strings and extreme misspellings and conserved most functional words.

⁴We do not consider datasets for other VA related tasks such as multi-intent detection (e.g., MixATIS and MixSNIPS Qin et al. [2020]) or multi-turn dialog (e.g., SGD dataset Rastogi et al. [2020]).

⁵CGNU General Public License, version 2

⁶Creative Commons Zero v1.0 Universal License

⁷Creative Commons Attribution 4.0 International License

4.2 Models

We use two different state-of-the-art models:

Stack-Prop+BERT [Qin et al., 2019] uses BERT as a token-level encoder that feeds into two different BiLSTMs, one per each task. The output of the SF BiLSTM is added to the ID BiLSTM input in order to produce a token-level intent prediction which is further averaged into a sentence-level prediction.

Bi-RNN [Wang et al., 2018] uses two correlated BiLSTMs that cross-impact each other by accessing the other’s hidden states and come to a joint prediction for SF and ID.

The pre-trained version of these models were not available⁸. For ATIS and SNIPS, we trained the models using the same hyperparameters proposed in the documentation by Qin et al. [2019]⁹ and Wang et al. [2018]¹⁰, respectively. For NLU-ED, we use the hyperparameters from SNIPS, as their size is comparable. The trained models obtained comparable results to their published counterpart (see in Appendix Section A). To train the models, we used 1 NVIDIA Tesla V100. It took between 3 and 71 hours to train the Stack-Prop+BERT model [Qin et al., 2019] (depending on the size of the benchmark), and between 68 and 130 hours to train the Bi-RNN model [Wang et al., 2018].

4.3 Modified NATURE Evaluation Sets

Since the original evaluation sets only cover a limited set of patterns, we transform them by applying the NATURE patterns to obtain evaluation sets of the same size as the original ones. As previously illustrated, NATURE operators offer simple ways of perturbing utterances. In order to avoid rendering utterances unrecognizable from their original version, we only apply one operator at a time and only once in the sentence (e.g. we add 1 filler or synonymize 1 token or transform 1 token into its speako version). We design 2 NATURE experimental evaluation sets: *Random* and *Hard*. In the Random setting, for each utterance, we apply one operator at random and we repeat the random operator selection 10 times and calculate the mean score.

For the Hard setting, we use the popular BERT fine-tuning model Devlin et al. [2018]¹¹ to filter-in the most challenging operators. For each evaluation utterance, we select the operator with the lowest confidence score (probability of the true class). In Table 5 we show the operator composition (by percentage) of the Hard evaluation sets for each dataset.

The Random evaluation set is meant to show how a random small change in the sentence can influence evaluation while the Hard evaluation set is meant to assess the lower-bound performance of how much the model depends on similar pattern sentences to obtain the correct prediction.

Operator	ATIS	SNIPS	NLU-ED
BOS Filler	0.8	0.1	2.5
Pre-V. Filler	6.0	3.7	16.0
Post-V. Filler	1.9	8.6	5.1
EOS Filler	9.0	52.3	8.3
Syn. V.	25.6	5.4	16.3
Syn. Adj.	29.2	15.0	23.4
Syn. Adv.	11.8	5.6	10.2
Syn. Any	5.3	1.1	4.8
Syn. StopW	3.2	2.7	6.4
Speako	7.2	5.4	6.9

Table 5: Composition (by percentage) of JointBERT-selected operators for the Hard experimental evaluation set.

⁸<https://github.com/LeePleased/StackPropagation-SLU> and <https://github.com/ray075hl/Bi-Model-Intent-And-Slot>

⁹300 epochs, 0.001 learning rate, 0.4 dropout rate, 256 encoder hidden dimensions, 1024 attention hidden dimensions, 128 attention output dimensions, 256 word embedding dimensions for ATIS and 32 for SNIPS.

¹⁰500 epochs, max sentence length of 120, 0.001 learning rate, 0.2 dropout rate, 300 word embedding size, 200 LSTM hidden size

¹¹More specifically, JointBERT Chen et al. [2019] implemented at <https://github.com/monologg/JointBERT>.

5 Results and Discussion

5.1 Qualitative Evaluation

Our assumption is that the operator-generated utterances share the same meaning and labeling as the original sentence. In order to measure this, we conducted a small but representative multiple-choice survey. We select 120 operator-perturbed utterances from the ATIS, SNIPS and NLU-ED benchmarks. We selected at random 40 utterances from each benchmark, making sure they were also evenly distributed between operators (12 utterances per operator). In addition to these, we cherry-picked 12 original utterances of high-quality that served as control. As we can see in the Survey Table in the Appendix Section C, the control scores stayed high and therefore, there was no reason to invalidate any participant’s annotations.

14 participants (NLP and ML researchers, with no links to this work) volunteered to participate in this unpaid survey and consented verbally to the use of their data within the scope of this research. To avoid a decrease in annotation quality (due to fatigue), we split the participants in 2 groups of 7 members and divided the utterances in two sets (each with 60 operator-perturbed + 12 control utterances). We estimated the survey time to be 30-60 minutes, which was not far from the actual time (27-53 minutes).

For each utterance, we asked the participants to evaluate the intent and slot labels as *reasonable* or *unreasonable*.

	Group 1		Group 2	
	Experiment	Control	Experiment	Control
Slot	94.5	94.0	93.8	97.0
Intent	89.0	97.6	85.9	97.5

Table 6: Survey results and statistics per group. All scores appear as percentages and indicate how the samples were perceived. A lower score indicates that more tokens and utterances have an *unreasonable* label.

In Table 6 we observe a sizable decrease on the experiment side for Intent, which can be partially explained by the disposition of some operators to perturb word types (such as verbs) that are highly associated with the intent classification. We also observe that the Slot labeling results are high and very close to the control scores. This indicates that (contrary to many DA strategies) the NATURE operators maintain a close-to-ground-truth slot labeling.

5.2 Quantitative Evaluation

Table 7 shows the performances of the Stack-Prop+BERT and Bi-RNN models trained on the original train data of ATIS, SNIPS and NLU-ED benchmarks. Models are evaluated on the Original, Random and Hard evaluation sets. We also show the scores on 10 evaluation sets, each perturbed with a single NATURE operator, where one operator is applied once to each utterance of the evaluation set. In Table 7, for each benchmark, we report the F1 and accuracy on the SF and ID tasks respectively, and the E2E metric. Furthermore, we report the unweighted average (Avg. column) of the aforementioned scores on the three benchmarks. The perturbed evaluation set results are sorted in descending order according to the averaged E2E metric. We notice that Stack-Prop+BERT outperforms Bi-RNN not only on original, but also on all evaluation set variants. More precisely, we observe a gap of 6.3%, 8.7% and 5.9% on the Avg. E2E metric on the Orig, Random and Hard evaluation sets.

First, we observe a noticeable lowering in the scores on Random, and quite a radical change on Hard. We consider the possibility that the Hard evaluation set incorporates more noise than the Random evaluation sets, and this could be the cause of this low score. However, depending on the benchmark, the sharpest operators are not always the ones expected to be most disruptive. Yet, the decrease in score is extreme across all benchmarks and for both models.

As mentioned earlier, fillers contribute little to the semantics of an utterance and should not be disruptive for the model. The speako operator is more disruptive semantically, specially for the cases where the original token cannot be deduced from the context and the perturbed token. We expect the synonym operators to be the most disruptive of the three since we modify the semantic

Evaluation Set	ATIS			SNIPS			NLU-ED			Avg.		
	Slot (F1)	Intent (Acc)	E2E (Acc)	Slot (F1)	Intent (Acc)	E2E (Acc)	Slot (F1)	Intent (Acc)	E2E (Acc)	Slot (F1)	Intent (Acc)	E2E (Acc)
Stack-Prop+BERT												
Orig	95.7	96.5	86.2	95.0	98.3	87.9	74.0	85.1	67.8	88.2	93.3	80.6
Rand	91.3	95.0	66.5	83.4	96.1	53.8	67.4	76.1	56.8	80.7	89.1	59.0
Hard	82.3	90.7	34.9	70.6	95.3	12.9	55.5	62.7	38.9	69.5	82.9	28.9
Pre-V. Filler	95.6	96.5	85.6	92.2	98.3	79.3	71.0	83.6	65.7	86.3	92.8	76.9
Syn. StopW	93.0	94.8	76.5	89.7	96.7	74.3	70.2	78.9	60.2	84.3	90.1	70.3
BOS Filler	95.6	96.2	85.8	86.5	97.1	54.9	72.5	80.8	63.9	84.9	91.4	68.2
Post-V. Filler	94.0	96.5	80.3	84.8	98.0	57.1	68.0	84.1	63.6	82.3	92.9	67.0
Syn. V.	90.1	95.3	63.6	88.4	95.1	66.7	68.5	74.2	56.5	82.3	88.2	62.3
Speako	92.9	92.7	72.5	77.9	94.6	45.3	69.5	74.2	57.6	80.1	87.2	58.5
Syn. Any	90.3	90.5	54.4	86.9	94.4	61.6	67.8	71.0	53.5	81.7	85.3	56.5
Syn. Adj.	<u>84.7</u>	92.7	<u>42.4</u>	78.2	95.4	44.4	<u>60.2</u>	69.7	47.2	74.4	85.9	44.7
Syn. Adv.	88.2	<u>89.1</u>	43.9	77.6	<u>94.3</u>	41.9	61.6	<u>65.6</u>	45.4	75.8	83.0	43.7
EOS Filler	88.9	<u>96.3</u>	54.1	<u>72.1</u>	<u>97.7</u>	<u>13.1</u>	63.9	78.0	53.6	75.0	90.7	40.3
Bi-RNN												
Orig	94.9	97.6	84.7	89.4	97.1	76.6	66.4	80.9	61.7	83.6	91.9	74.3
Rand	89.9	94.3	61.8	75.6	94.1	39.0	60.6	70.8	50.1	75.4	86.4	50.3
Hard	79.9	92.0	27.6	62.4	92.9	7.0	49.6	58.8	34.4	64.0	81.2	23.0
Pre-V. Filler	94.7	97.3	82.2	84.6	96.4	60.0	63.3	80.1	59.3	80.9	91.3	67.2
Syn. StopW	90.6	94.7	72.7	80.5	95.4	56.4	62.3	73.2	52.7	77.8	87.8	60.6
BOS Filler	<u>80.7</u>	96.7	82.6	80.9	96.7	38.4	65.8	78.8	59.6	75.8	90.7	60.2
Post-V. Filler	93.8	96.9	80.3	77.9	96.6	37.4	62.6	79.3	56.6	78.1	90.9	58.1
Syn. V.	87.6	95.9	56.6	79.5	92.1	50.6	61.3	70.5	50.7	76.1	86.2	52.6
Speako	91.8	90.3	68.1	70.1	<u>90.1</u>	33.6	61.5	69.8	51.0	74.5	83.4	50.9
Syn. Any	89.2	90.4	52.6	77.8	<u>91.4</u>	40.6	62.0	67.3	49.1	76.3	83.0	47.4
Syn. Adj.	81.7	94.2	34.4	71.7	93.9	34.9	54.3	65.5	42.1	69.2	84.5	37.1
Syn. Adv.	87.2	<u>85.1</u>	38.4	69.9	92.1	29.0	54.7	<u>61.4</u>	<u>40.3</u>	70.6	79.5	35.9
EOS Filler	88.9	96.8	52.2	<u>64.1</u>	94.1	<u>5.9</u>	56.4	65.8	42.0	69.8	85.6	33.4

Table 7: SF, ID and E2E performances of BERT and RNN based models trained on ATIS, SNIPS, and NLU-ED and evaluated on their original and NATURE-perturbed evaluation sets. We show results on *per-operator* as well as on Random and Hard evaluation sets. Furthermore, we report the unweighted average score on the 3 benchmark we considered. The lowest scores in each column appear underlined.

Evaluation Set	ATIS			SNIPS			NLU-ED			Avg.		
	Slot (F1)	Intent (Acc)	E2E (Acc)	Slot (F1)	Intent (Acc)	E2E (Acc)	Slot (F1)	Intent (Acc)	E2E (Acc)	Slot (F1)	Intent (Acc)	E2E (Acc)
Stack-Prop+BERT												
Orig	95.7	96.5	86.2	95.0	98.3	87.9	74.0	85.1	67.8	88.2	93.3	80.6
Checklist Contract.	95.6	96.6	85.8	94.6	98.2	86.8	73.8	84.6	67.4	88.0	93.1	80.0
Checklist NER	94.7	96.5	84.6	92.9	98.2	83.0	73.7	85.1	67.6	87.1	93.3	78.4
Checklist Typo	<u>85.1</u>	<u>92.2</u>	51.0	78.3	<u>95.4</u>	51.7	57.1	70.8	46.9	73.5	86.1	49.9
Checklist Punct.	85.2	96.6	<u>42.8</u>	<u>71.7</u>	<u>97.7</u>	<u>20.4</u>	<u>55.4</u>	<u>26.3</u>	<u>16.7</u>	70.8	73.5	26.6
Bi-RNN												
Orig	94.9	97.6	84.7	89.4	97.1	76.6	66.4	80.9	61.7	83.6	91.9	74.3
Checklist Contract.	94.8	97.5	84.3	88.9	96.5	75.8	67.0	81.1	61.0	83.6	91.7	73.7
Checklist NER	93.8	97.5	83.0	89.5	96.7	78.2	67.6	81.7	61.5	83.6	92.0	74.2
Checklist Typo	81.6	92.1	43.2	<u>70.1</u>	<u>92.7</u>	37.8	<u>49.5</u>	66.4	41.6	67.1	83.7	40.9
Checklist Punct.	87.4	96.7	<u>40.7</u>	71.0	96.2	<u>20.7</u>	<u>50.0</u>	<u>41.4</u>	<u>22.4</u>	69.5	78.1	27.9

Table 8: SF, ID and E2E performances of BERT and RNN based models trained on ATIS, SNIPS, and NLU-ED and evaluated on their original and CHECKLIST-perturbed evaluation sets. The lowest scores in each column appear underlined.

value of a whole word at a time. In Table 7 we observe that the model handles most filler operators reasonably well, however, we are surprised to see the scores drop considerably for the EOS. As shown on Table 7, the EOS operator drops the E2E accuracy of both models by about 40% on average across all benchmarks. This suggests some syntax-level pattern dependence where the models use the position of the tokens to achieve the correct predictions. The synonym operators, specially the adverb and adjective, greatly deteriorate the performances. This decrease in score shines a light on the importance of the token-level pattern, signaling that the models are using certain adjectives and adverbs to make their predictions. Since, in the benchmarks, adjectives and adverbs are much less diverse than the nouns and verbs, we infer that the models are using these words as prediction clues. The speako operator scores suggest a good capacity of the models to overcome these variants and generalize using the remaining context.

Interestingly, we notice that the drop of performances is highly strong on the E2E metric. For instance, using the Stack-Prop+BERT model on the ATIS evaluation set, perturbed with the EOS filler operator, we observe a 0.3% and 6.8% drop on SF and ID respectively but a 32.1% drop on E2E. We use the E2E metric since it is more representative of the whole frame accuracy of real world scenarios Goo et al. [2018], Qin et al. [2019], where a VA can only execute the expected command if the intent and all slots are correctly predicted. A more concise illustration of Table 7 ’s results is shown on Figure 2 in the Appendix Section D.

We also apply a general perturbation method, the Checklist tool Ribeiro et al. [2020]¹² to evaluate model performance on the three benchmarks. Although not designed for spoken language, some of the operators are useful to diagnose the problem of over-fitting to spurious patterns and correlations. We use 4 that are suitable for most sentences: the **punctuation** operator removes or adds a final punctuation according to its presence or absence in the text, the **typo** operator swaps random characters with one of its neighbours, the **contraction** operator replaces contracted words with their non-contracted version or vice-versa (e.g., *don’t* → *do not*, *cannot* → *can’t*), the **NER** operator detects and replaces first names, locations and numbers with other named entities of the same type. Table 8 shows the results and we observe that the punctuation operator can reduce the E2E accuracy of both models by more than 45% on average across all benchmarks. This supports the results we observed on NATURE.

6 Conclusions

Neural Network models have a black-box architecture that makes it hard to discern when they correctly generalize over the input and when they resort to heuristic features that correlate to the expected output.

We present the NATURE operators, apply them to evaluation sets of standard SF and ID benchmarks and observe a significant drop of the state-of-the-art model scores. The different operators in our framework help discern what surface patterns the model is exploiting.

These results should hopefully encourage the development of better, more challenging benchmarks and the search for more robust models, capable of handling more realistic, fitting and spoken-language oriented utterances.

For future work, we wish to expand the NATURE operators to include speech impediments (such as lisp, stutter and dysarthria), extend the operators to be multi-lingual and work on multi-turn dialogue and multi-intent detection tasks.

7 Acknowledgments

We would like to thank the team at Mindspore¹³, a new deep learning computing framework, for partial support on this work. Moreover, we want to thank Prasanna Parthasarathi for his valuable feedback and suggestions and the survey volunteers for their time and participation.

¹²<https://github.com/marcotcr/checklist>

¹³<https://www.mindspore.cn/>

References

- Sriram Balasubramanian, Naman Jain, Gaurav Jindal, Abhijeet Awasthi, and Sunita Sarawagi. What’s in a name? are bert named entity representations just as good for any other name? [arXiv preprint arXiv:2007.06897](#), 2020.
- Yonatan Belinkov and Yonatan Bisk. Synthetic and natural noise both break neural machine translation. [arXiv preprint arXiv:1711.02173](#), 2017.
- Samy Bengio and Georg Heigold. Word embeddings for speech recognition. 2014.
- Qian Chen, Zhu Zhuo, and Wen Wang. Bert for joint intent classification and slot filling. [arXiv preprint arXiv:1902.10909](#), 2019.
- Alice Coucke, Alaa Saade, Adrien Ball, Théodore Bluche, Alexandre Caulier, David Leroy, Clément Doumouro, Thibault Gisselbrecht, Francesco Caltagirone, Thibaut Lavril, et al. Snips voice platform: an embedded spoken language understanding system for private-by-design voice interfaces. [arXiv preprint arXiv:1805.10190](#), 2018.
- Xiang Dai and Heike Adel. An analysis of simple data augmentation for named entity recognition. In [Proceedings of the 28th International Conference on Computational Linguistics](#), pages 3861–3867, 2020.
- Erenay Dayanik and Sebastian Padó. Masking actor information leads to fairer political claims detection. In [Proceedings of the 58th Annual Meeting of the Association for Computational Linguistics](#), pages 4385–4391, 2020.
- Jacob Devlin, Ming-Wei Chang, Kenton Lee, and Kristina Toutanova. Bert: Pre-training of deep bidirectional transformers for language understanding. [arXiv preprint arXiv:1810.04805](#), 2018.
- Javid Ebrahimi, Anyi Rao, Daniel Lowd, and Dejing Dou. Hotflip: White-box adversarial examples for text classification. [arXiv preprint arXiv:1712.06751](#), 2017.
- Matt Gardner, Yoav Artzi, Victoria Basmova, Jonathan Berant, Ben Bogin, Sihao Chen, Pradeep Dasigi, Dheeru Dua, Yanai Elazar, Ananth Gottumukkala, et al. Evaluating models’ local decision boundaries via contrast sets. [arXiv preprint arXiv:2004.02709](#), 2020.
- Siddhant Garg and Goutham Ramakrishnan. Bae: Bert-based adversarial examples for text classification.
- Abbas Ghaddar, Philippe Langlais, Ahmad Rashid, and Mehdi Rezagholizadeh. Context-aware adversarial training for name regularity bias in named entity recognition. [Transactions of the Association for Computational Linguistics](#), 9:586–604, 2021.
- John Godfrey, Edward Holliman, and Jane McDaniel. Switchboard: Telephone speech corpus for research and development. In [Proceedings of the 1992 IEEE International Conference on Acoustics, Speech and Signal Processing \(ICASSP\)](#), volume 1, pages 517–520. IEEE, 1992.
- Karan Goel, Nazneen Rajani, Jesse Vig, Samson Tan, Jason Wu, Stephan Zheng, Caiming Xiong, Mohit Bansal, and Christopher Ré. Robustness gym: Unifying the nlp evaluation landscape. [arXiv preprint arXiv:2101.04840](#), 2021.
- Chih-Wen Goo, Guang Gao, Yun-Kai Hsu, Chih-Li Huo, Tsung-Chieh Chen, Keng-Wei Hsu, and Yun-Nung Chen. Slot-gated modeling for joint slot filling and intent prediction. In [Proceedings of the 2018 Conference of the North American Chapter of the Association for Computational Linguistics: Human Language Technologies, Volume 2 \(Short Papers\)](#), pages 753–757, 2018.
- Karthik Gopalakrishnan, Behnam Hedayatnia, Longshaokan Wang, Yang Liu, and Dilek Hakkani-Tur. Are neural open-domain dialog systems robust to speech recognition errors in the dialog history? an empirical study. [arXiv preprint arXiv:2008.07683](#), 2020.
- Suchin Gururangan, Swabha Swayamdipta, Omer Levy, Roy Schwartz, Samuel R Bowman, and Noah A Smith. Annotation artifacts in natural language inference data. [arXiv preprint arXiv:1803.02324](#), 2018.

- Dilek Hakkani-Tür, Gökhan Tür, Asli Celikyilmaz, Yun-Nung Chen, Jianfeng Gao, Li Deng, and Ye-Yi Wang. Multi-domain joint semantic frame parsing using bi-directional rnn-lstm. In Interspeech, pages 715–719, 2016.
- Charles T Hemphill, John J Godfrey, and George R Doddington. The atis spoken language systems pilot corpus. In Speech and Natural Language: Proceedings of a Workshop Held at Hidden Valley, Pennsylvania, June 24-27, 1990, 1990.
- Jeri J Jaeger. Kids’ slips: What young children’s slips of the tongue reveal about language development. Psychology Press, 2004.
- Robin Jia and Percy Liang. Adversarial examples for evaluating reading comprehension systems. arXiv preprint arXiv:1707.07328, 2017.
- Di Jin, Zhijing Jin, Joey Tianyi Zhou, and Peter Szolovits. Is bert really robust? natural language attack on text classification and entailment. arXiv preprint arXiv:1907.11932, 2019.
- Di Jin, Zhijing Jin, Joey Tianyi Zhou, and Peter Szolovits. Is bert really robust? a strong baseline for natural language attack on text classification and entailment. In Proceedings of the AAAI conference on artificial intelligence, volume 34, pages 8018–8025, 2020.
- Divyansh Kaushik, Eduard Hovy, and Zachary C Lipton. Learning the difference that makes a difference with counterfactually-augmented data. arXiv preprint arXiv:1909.12434, 2019.
- Douwe Kiela, Max Bartolo, Yixin Nie, Divyansh Kaushik, Atticus Geiger, Zhengxuan Wu, Bertie Vidgen, Grusha Prasad, Amanpreet Singh, Pratik Ringshia, et al. Dynabench: Rethinking benchmarking in nlp. arXiv preprint arXiv:2104.14337, 2021.
- Jitin Krishnan, Antonios Anastasopoulos, Hemant Purohit, and Huzefa Rangwala. Multilingual code-switching for zero-shot cross-lingual intent prediction and slot filling. arXiv preprint arXiv:2103.07792, 2021.
- Shiyang Li, Semih Yavuz, Kazuma Hashimoto, Jia Li, Tong Niu, Nazneen Rajani, Xifeng Yan, Yingbo Zhou, and Caiming Xiong. Coco: Controllable counterfactuals for evaluating dialogue state trackers. arXiv preprint arXiv:2010.12850, 2020.
- Xiang Li, Haiyang Xue, Wei Chen, Yang Liu, Yang Feng, and Qun Liu. Improving the robustness of speech translation. arXiv preprint arXiv:1811.00728, 2018.
- Hongyu Lin, Yaojie Lu, Jialong Tang, Xianpei Han, Le Sun, Zhicheng Wei, and Nicholas Jing Yuan. A rigorous study on named entity recognition: Can fine-tuning pretrained model lead to the promised land? arXiv preprint arXiv:2004.12126, 2020.
- Thomas Lin, Oren Etzioni, et al. Entity linking at web scale. In Proceedings of the Joint Workshop on Automatic Knowledge Base Construction and Web-scale Knowledge Extraction (AKBC-WEKEX), pages 84–88, 2012.
- Xingkun Liu, Arash Eshghi, Pawel Swietojanski, and Verena Rieser. Benchmarking natural language understanding services for building conversational agents. arXiv preprint arXiv:1903.05566, 2019.
- Samuel Louvan and Bernardo Magnini. Simple is better! lightweight data augmentation for low resource slot filling and intent classification. arXiv preprint arXiv:2009.03695, 2020.
- R Thomas McCoy, Ellie Pavlick, and Tal Linzen. Right for the wrong reasons: Diagnosing syntactic heuristics in natural language inference. arXiv preprint arXiv:1902.01007, 2019.
- John Philip McCrae, Alexandre Rademaker, Ewa Rudnicka, and Francis Bond. English wordnet 2020: improving and extending a wordnet for english using an open-source methodology. In Proceedings of the LREC 2020 Workshop on Multimodal Wordnets (MMW2020), pages 14–19, 2020.
- Junghyun Min, R Thomas McCoy, Dipanjan Das, Emily Pitler, and Tal Linzen. Syntactic data augmentation increases robustness to inference heuristics. In Proceedings of the 58th Annual Meeting of the Association for Computational Linguistics, pages 2339–2352, 2020.

- Nafise Sadat Moosavi, Marcel de Boer, Prasetya Ajie Utama, and Iryna Gurevych. Improving robustness by augmenting training sentences with predicate-argument structures. [arXiv preprint arXiv:2010.12510](#), 2020.
- Aakanksha Naik, Abhilasha Ravichander, Norman Sadeh, Carolyn Rose, and Graham Neubig. Stress test evaluation for natural language inference. [arXiv preprint arXiv:1806.00692](#), 2018.
- Sebastian Padó, André Blessing, Nico Blokker, Erenay Dayanik, Sebastian Haunss, and Jonas Kuhn. Who sides with whom? towards computational construction of discourse networks for political debates. In [Proceedings of the 57th Annual Meeting of the Association for Computational Linguistics](#), pages 2841–2847, 2019.
- Adam Poliak, Jason Naradowsky, Aparajita Haldar, Rachel Rudinger, and Benjamin Van Durme. Hypothesis only baselines in natural language inference. [arXiv preprint arXiv:1805.01042](#), 2018.
- Libo Qin, Wanxiang Che, Yangming Li, Haoyang Wen, and Ting Liu. A stack-propagation framework with token-level intent detection for spoken language understanding. [arXiv preprint arXiv:1909.02188](#), 2019.
- Libo Qin, Xiao Xu, Wanxiang Che, and Ting Liu. Agif: An adaptive graph-interactive framework for joint multiple intent detection and slot filling. [arXiv: Computation and Language](#), 2020.
- Abhinav Rastogi, Xiaoxue Zang, Srinivas Sunkara, Raghav Gupta, and Pranav Khaitan. Towards scalable multi-domain conversational agents: The schema-guided dialogue dataset. In [Proceedings of the AAAI Conference on Artificial Intelligence](#), volume 34, pages 8689–8696, 2020.
- Evgeniia Razumovskaia, Goran Glavaš, Olga Majewska, Anna Korhonen, and Ivan Vulić. Crossing the conversational chasm: A primer on multilingual task-oriented dialogue systems. [arXiv preprint arXiv:2104.08570](#), 2021.
- Marco Tulio Ribeiro, Tongshuang Wu, Carlos Guestrin, and Sameer Singh. Beyond accuracy: Behavioral testing of nlp models with checklist. [arXiv preprint arXiv:2005.04118](#), 2020.
- Elizabeth Shriberg. To ‘errrr’ is human: Ecology and acoustics of speech disfluencies. [Journal of the International Phonetic Association](#), 31:153–169, 2001.
- Edwin Simonnet, Sahar Ghannay, Nathalie Camelin, and Yannick Estève. Simulating asr errors for training slu systems. In [Proceedings of the Eleventh International Conference on Language Resources and Evaluation \(LREC 2018\)](#), 2018.
- Joseph Paul Stemberger. Speech errors in early child language production. [Journal of Memory and Language](#), 28(2):164–188, 1989.
- Yulia Tsvetkov, Florian Metze, and Chris Dyer. Augmenting translation models with simulated acoustic confusions for improved spoken language translation. In [Proceedings of the 14th Conference of the European Chapter of the Association for Computational Linguistics](#), pages 616–625, 2014.
- Yu Wang, Yilin Shen, and Hongxia Jin. A bi-model based rnn semantic frame parsing model for intent detection and slot filling. [arXiv preprint arXiv:1812.10235](#), 2018.
- Ikuya Yamada, Akari Asai, Hiroyuki Shindo, Hideaki Takeda, and Yuji Matsumoto. Luke: deep contextualized entity representations with entity-aware self-attention. [arXiv preprint arXiv:2010.01057](#), 2020.
- Yinfei Yang, Yuan Zhang, Chris Tar, and Jason Baldridge. Paws-x: A cross-lingual adversarial dataset for paraphrase identification. [arXiv preprint arXiv:1908.11828](#), 2019.
- Fan Yin, Quanyu Long, Tao Meng, and Kai-Wei Chang. On the robustness of language encoders against grammatical errors. [arXiv preprint arXiv:2005.05683](#), 2020.
- Rowan Zellers, Yonatan Bisk, Roy Schwartz, and Yejin Choi. Swag: A large-scale adversarial dataset for grounded commonsense inference. [arXiv preprint arXiv:1808.05326](#), 2018.

Xiangji Zeng, Yunliang Li, Yuchen Zhai, and Yin Zhang. Counterfactual generator: A weakly-supervised method for named entity recognition. In Proceedings of the 2020 Conference on Empirical Methods in Natural Language Processing (EMNLP), pages 7270–7280, 2020.

Yuan Zhang, Jason Baldridge, and Luheng He. Paws: Paraphrase adversaries from word scrambling. arXiv preprint arXiv:1904.01130, 2019.

Appendix

A Published and reproduced models

We reproduce the Stack-Prop+BERT and Bi-RNN models. The resulting trained models obtain similar results to the published, as shown in Appendix Table 9.

Test Set	ATIS		SNIPS		NLU-ED	
	Slot	Int.	Slot	Int.		
Stack-Prop+BERT						
Published	96.1	97.5	97.0	99.0	na	na
Reproduced	95.7	96.5	95.0	98.2	74.0	85.1
Bi-RNN						
Published	94.9	97.6	89.4*	97.1*	na	na
Reproduced	95.7	96.5	95.0	98.3	65.8	78.8

Table 9: Published and reproduced SF and ID results. The numbers with * indicate that the scores were not published in the original Wang et al. Bi-RNN paper but in the Qin et al. Stack-Prop+BERT article.

B External perturbation-based techniques

Most DA techniques focus on modifying data to obtain a semantically valid output. The NATURE operators are designed not only to have a semantically valid output but to maintain the same token-level labels as the original data. This small distinction makes a great difference to the end result and we show in Table 10 that the DA techniques are not sufficient to cancel out NATURE’s alterations. To this end, we apply standard DA strategies to the train and validation sets, re-train the model from scratch and illustrate their impact on the model’s generalization ability. We use common automatic DA strategies from the NLPaug library¹⁴ that allow to easily relabel the augmented data using the original labels. We describe these strategies in Appendix Table B.

DA strategy name	Description	Example
Keyboard Augmentation	Simulates keyboard distance error.	<i>find a tv seriSs called armaRdvdon summer</i>
Spelling Augmentation	Substitutes word according to spelling mistake dictionary.	<i>fine a tv serie called armageddon summer</i>
Synonym Augmentation	Substitutes similar word according to WordNet/PPDB synonym.	<i>find a tv set series called armageddon summertime</i>
Antonym Augmentation	Substitutes opposite meaning word according to WordNet antonym.	<i>lose a tv series called armageddon summer</i>
TF-IDF Augmentation	Uses the TF-IDF measure to find out how a word should be augmented.	<i>find tv series called armageddon forms</i>
Contextual Word Embeddings Augmentation	Feeds surroundings word to BERT, DistilBERT, RoBERTa or XLNet language model to find out the most suitable word for augmentation.	<i>find a second series called armageddon ii</i>

We apply the DA strategies exclusively to the train and validation sets, choosing 1 of the 6 DA functions at random and adding one output to the original dataset which results in a training and validation data twice as large as the original training and validation sets.

We have shown that state-of-the-art SF and ID models do suffer when small perturbations are introduced to the test data. We now run experiments on augmented data in order to test the

¹⁴<https://github.com/makcedward/nlpaug>

Test Set	ATIS		SNIPS		NLU-ED		Avg.	
	w/o	w Aug.	w/o	w Aug.	w/o	w Aug.	w/o	w Aug.
Orig	86.2	83.3 (-2.9)	87.9	85.3 (-2.6)	67.8	66.2 (-1.6)	80.6	78.3 (-2.3)
Rand	66.5	69.2 (+2.7)	39.0	48.2 (+9.2)	56.8	56.7 (-0.1)	54.1	58.3 (+4.2)
Hard	34.9	54.0 (+19.1)	12.9	27.1 (+15.2)	38.9	40.7 (+1.8)	28.9	40.6 (+11.7)

Table 10: End-to-End (E2E) scores of Stack-Prop+BERT models trained on ATIS, SNIPS and NLU-ED original (w/o) and augmented (w) training data. Each model is evaluated on its respective original, Rand, and Hard test set. We report the unweighted average of the 3 datasets.

models’ performances on larger and slightly more diverse train sets. Table 10 reports E2E scores of Stack-Prop+BERT¹⁵ model when trained without (w/o) and with (w Aug) data-augmented train and validation sets. Similar to the results table in the main article, we evaluate the model on the Original, Rand, and Hard test sets of ATIS, SNIPS and NLU-ED while also reporting the unweighted average score.

On one hand, we observe significant gains on the altered test sets (except on NLU-ED Rand) across all benchmarks. The largest increase in performances are obtained on the Hard sets with 19.1% and 15.2% of gain on ATIS and SNIPS respectively. The gain can be partially explained by the augmentation of training data size, forcing the model to better generalize and also to the fact that our operator shares some characteristics with the used DA toolkit (i.e., Synonymy).

On the other hand, the performances decrease on the 3 benchmark, by an average of 2.3%, when the model is evaluated on the Original test sets. DA is a valid strategy in NLP, specially for small sized datasets. However, even the large and more diverse NLU-ED benchmark shows only small improvement and does not solve the unobserved pattern problem exemplified by the NATURE operators. This is a strong indicator that the problem is far from solved, and that there is much room for research.

C Qualitative Evaluation

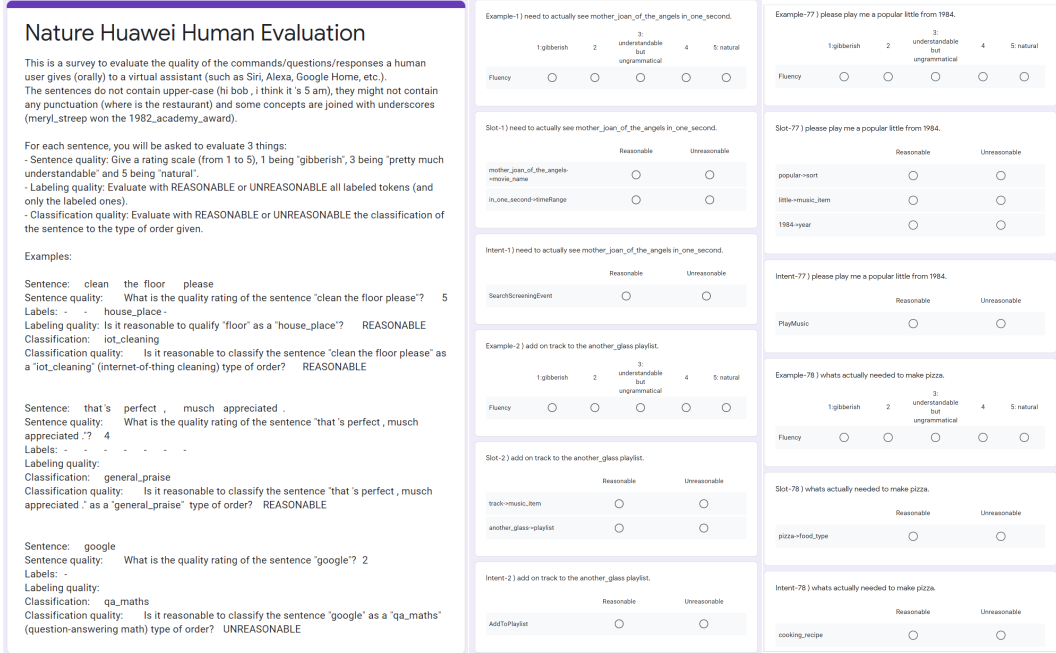
In Appendix Tables 2a and 2b We show the instructions and an excerpt of the sentences, as presented to the surveyed participants¹⁶.

Group	Participant Id													
	1	2	3	4	5	6	7	8	9	10	11	12	13	14
Experiment														
Slot	95.3	96.9	95.3	91.3	94.5	96.1	92.1	86.1	98.3	98.2	95.7	90.4	97.4	90.4
Intent	83.3	93.3	87.9	83.3	90.0	91.7	93.3	76.7	90.0	88.1	93.2	87.7	84.5	81.4
Control														
Fluency	4.9	5	4.8	4.6	4.9	4.7	4.5	4.2	4.3	5	5	4.9	4.8	4.2
Slot	89.5	89.5	100	94.7	100	94.7	89.5	94.7	100	100	100	100	94.7	89.5
Intent	91.7	100	100	100	100	100	91.7	91.7	100	100	100	100	90.9	100

Table 11: Survey results and statistics per participant. The average slot score and the average intent score appear as percentages, the average sentence fluency score appears as a scale from 1 to 5.

¹⁵Performances of the Bi-RNN model show very similar trends.

¹⁶We asked the participants to rate the fluency of each utterance (from 1 to 5) in order to average it over the control utterances. Allowing us to establish the annotator capacity of our volunteer participants. We expected this metric to reflect the high quality of the cherry-picked control utterances. As expected, our participants score remained between 4.2 and 5 out of 5.



(a) Print-screen of the survey instructions.

(b) Print-screen excerpts of the survey.

D Quantitative Evaluation

In the Appendix Figure3 we show a more concise illustration of the quantitative experiments' results than Table 7. Appendix Figure3 shows the E2E score averaged between the benchmarks (ATIS, SNIPS, NLU-ED) and between the two models (Stack-Prop+BERT and Bi-RNN).

E Complete table of NATURE operators applied to ATIS, SNIPS and NLU-ED

In the Appendix Table 12 we present all obtained scores ran on 2 models trained on the original train and validation sets of ATIS, SNIPS and NLU-ED and evaluated on the original, random and hard altered test sets.

Test Set	ATIS			SNIPS			NLU-ED		
	Slot (F1)	Intent (Acc)	E2E (Acc)	Slot (F1)	Intent (Acc)	E2E (Acc)	Slot (F1)	Intent (Acc)	E2E (Acc)
Stack-Prop+BERT									
Original	95.7	96.5	86.2	95.0	98.3	87.9	74.0	85.1	67.8
Random	91.3	95.0	66.5	83.4	96.1	53.8	67.4	76.1	56.8
Hard	82.3	90.7	34.9	70.6	95.3	12.9	55.5	62.7	38.9
	± 0.1	± 0.3	± 1.0	± 0.5	± 0.3	± 3.2	± 0.1	± 0.2	± 0.2
Bi-RNN									
Original	94.7	97.6	84.3	88.9	97.6	77.3	65.9	82.1	61.9
Random	89.9	94.3	61.8	75.6	94.1	39.0	60.6	70.8	50.1
Hard	79.9	92.0	27.6	62.4	92.9	7.0	49.6	58.8	34.5
	± 0.1	± 0.1	± 1.6	± 0.5	± 0.1	± 2.5	± 0.4	± 0.4	± 0.3

Table 12: Stack-Prop+BERT and Bi-RNN performances for ATIS, SNIPS and NLU-ED. We report F1 slot filling, accuracy for intent detection and end-to-end accuracy overall. The reported scores of the Random altered test set are a mean of 10 random distribution of processes and is accompanied by the variance score.

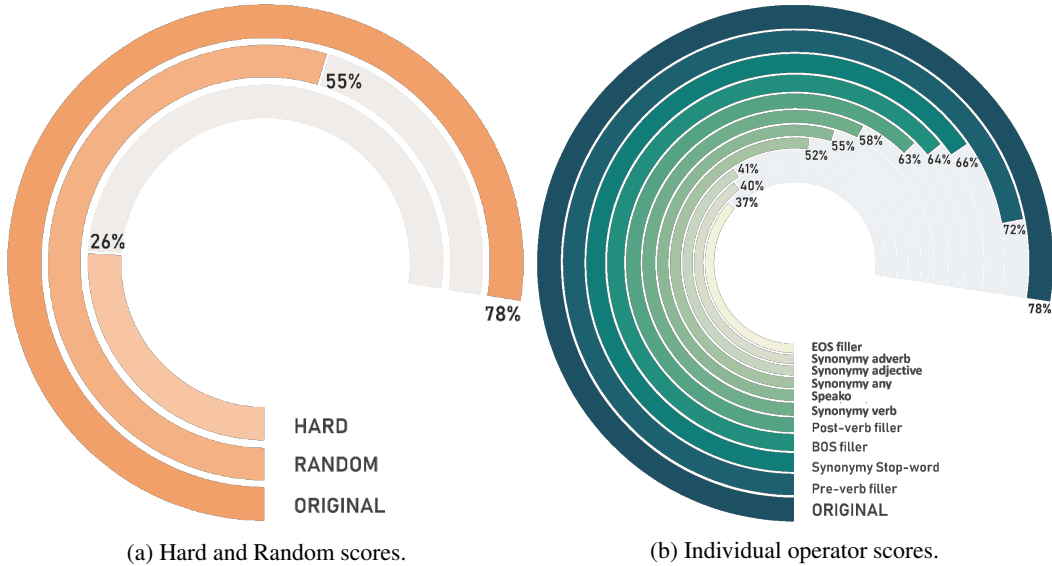


Figure 3: Unweighted average End-to-End score performances averaged between benchmarks (ATIS, SNIPS, and NLU-ED) and models (Stack-Prop+BERT and Bi-RNN). The models were trained using their original train and validation sets and evaluated on altered test sets. Figure 3a shows the scores for the Random and Hard evaluation sets while Figure 3b shows the scores on 10 evaluation sets, each perturbed with a single NATURE operator, where one operator is applied once to each utterance of the evaluation set

F Manual analysis of utterance weight

To better understand the underlying processes of the state-of-the-art models, we use the LIME tool¹⁷ to produce and analyze multiple self-attention weight heat-maps. This process allows us to better understand what tokens the models focus best to make their prediction. In Figure 4 we show a representative excerpt heat-maps for wrongly predicted sentences (for both SF and ID). One for the unchanged SNIPS test set and one for each type of operator. At first sight, we notice that the attention is quite evenly distributed among all tokens in the sentence. However, if we carefully examine the small differences between them, we observe a tendency to often focus more heavily on verbs, nouns, certain types of stop words (such as "the") as well as tokens appearing at the extremities of the utterance (although it might not be immediately evident in these small samples of small utterances). It also shows that higher attention is given to verbs and certain stop words at the end of the sentence. This is evident in all Figures but particularly in Figure 4b, where we can see high attention on non-frequent tokens (for the benchmark), such as "if" or "?". After more careful analysis, we observe in Figure 4b that the attention is often high for the added filler. This is not the case in Figure 4c, where the attention of the altered synonym is usually low if it doesn't replace a noun. As for the Figure 4d, if we take for example the utterance *what time will paris by night aired*, we observe that just as for the original utterance (and the Synonymy Adjective-altered) the self attention is just as high in the tokens *will*, *paris* and *aired* but it also introduces a high weight on the Speako altered token *want* → *wnt*, which doesn't appear in the original utterance.

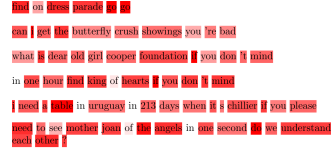
G Complete NATURE operators applied to Data Augmented versions of ATIS, SNIPS and NLU-ED

In the Appendix Table 14 we present all obtained scores ran on 2 models trained on a Data Augmented version of ATIS, SNIPS and NLU-ED.


¹⁷<https://github.com/marcotcr/lime>



(a) Heat-map of original SNIPS utterances.



(b) Heat-map of EOS filler-altered utterances.



(c) Heat-map of Synonymy Adjective-altered utterances.



(d) Heat-map of Speako-altered utterances.

Figure 4: Heat-maps of SNIPS utterances whose SF and ID labels were wrongly predicted by the Stack-Prop+BERT model. The more intense the color, the greater the LIME weight.

Original: find a tv series called armageddon summer			
	NATURE		DA
BOS Filler	yeah so find a tv series called armageddon summer	Keyb.	find a tv seriSs called armaRdvdon summer
PreV Filler	basically find a tv series called armageddon summer	Spell.	fine a tv serie called armageddon summer
PosV Filler	find you know a tv series called armageddon summer	Syn.	find a tv set series called armageddon summertime
EOS Filler	find a tv series called armageddon summer if it pleases mi liege	Ant.	lose a tv series called armageddon summer
Syn. V.	finds a tv series called armageddon summer	TF IDF	find tv series called armageddon forms
Syn. Adj.	find a tv series called last summer	Ctxt. WE.	find a second series called armageddon ii
Syn. Adv.	find another series called armageddon summer		
Syn. SW	find and tv series called armageddon summer		
Speako	find a tv serie called armageddon summer		

Table 13: Nature and DA candidates for the same utterance.

Test Set	ATIS			SNIPS			NLU-ED		
	Slot (F1)	Intent (Acc)	E2E (Acc)	Slot (F1)	Intent (Acc)	E2E (Acc)	Slot (F1)	Intent (Acc)	E2E (Acc)
Stack-Prop+BERT									
Original	94.7	95.7	83.3	93.8	97.7	85.3	72.4	83.8	66.2
Random	91.7	94.3	69.2	85.7	96.0	64.4	67.3	75.6	56.7
	± 0.0	± 0.1	± 0.9	± 0.2	± 0.4	± 1.5	± 0.2	± 0.1	± 0.2
Hard	87.2	91.0	54.0	72.7	95.1	27.1	55.3	64.0	40.7
Bi-RNN									
Original	93.7	96.9	81.8	86.2	97.6	69.7	66.3	82.5	61.8
Random	90.3	93.9	65.6	77.4	95.3	48.2	61.2	73.4	51.8
Random	± 0.1	± 0.2	± 1.1	± 0.3	± 0.2	± 1.8	± 0.1	± 0.2	± 0.2
Hard	83.2	92.8	43.0	65.0	94.1	19.1	62.1	50.2	38.6

Table 14: Stack-Prop+BERT and Bi-RNN performances for ATIS, SNIPS and NLU-ED using data augmentation on the train and validation sets. We report F1 slot filling, accuracy for intent detection and end-to-end accuracy overall. The reported scores of the Random altered test set are a mean of 10 random distribution of processes and is accompanied by the variance score.