

---

# TACKLING MORPHOLOGICAL ANALOGIES USING DEEP LEARNING – EXTENDED VERSION

---

AN EXTENDED PREPRINT

✉ **Safa Alsaïdi**

Université de Lorraine, CNRS, LORIA  
F-54000, France

✉ **Amandine Decker**

Université de Lorraine, CNRS, LORIA  
F-54000, France

✉ **Esteban Marquer**

Université de Lorraine, CNRS, LORIA  
F-54000, France  
esteban.marquer@loria.fr

✉ **Pierre-Alexandre Murena**

HIIT, Aalto University  
Helsinki, Finland  
pierre-alexandre.murena@aalto.fi

✉ **Miguel Couceiro**

Université de Lorraine, CNRS, LORIA  
F-54000, France  
miguel.couceiro@loria.fr

November 10, 2021

## ABSTRACT

Analogical proportions are statements of the form “ $A$  is to  $B$  as  $C$  is to  $D$ ”. They constitute an inference tool that provides a logical framework to address learning, transfer, and explainability concerns and that finds useful applications in artificial intelligence and natural language processing. In this paper, we address two problems, namely, analogy detection and resolution in morphology. Multiple symbolic approaches tackle the problem of analogies in morphology and achieve competitive performance. We show that it is possible to use a data-driven strategy to outperform those models. We propose an approach using deep learning to detect and solve morphological analogies. It encodes structural properties of analogical proportions and relies on a specifically designed embedding model capturing morphological characteristics of words. We demonstrate our model’s competitive performance on analogy detection and resolution over multiple languages. We provide an empirical study to analyze the impact of balancing training data and evaluate the robustness of our approach to input perturbation.

**Keywords** Analogy solving · Analogy detection · Neural networks · Classification · Regression · Morphological word embeddings.

## 1 Introduction

There is a long tradition of works on word representations, called *word embeddings*. Famous examples of such methods include GloVe [1], *word2vec* [2] and *fasttext* [3]. It is usually assumed that the embedding space defined by those word embedding models represents the semantics of the words, and that simple arithmetic operations account for simple relations between concepts, like  $\vec{cat} - \vec{kitten} + \vec{dog} \approx \vec{puppy}$  [2, 4, 5]. The above relation is very close to *analogical proportions*, statements of the form “ $A$  is to  $B$  as  $C$  is to  $D$ ”, usually linked with *analogical equations* of the form “what is to  $C$  as  $B$  is to  $A$ ”. However, the aforementioned embeddings have not been trained explicitly to find analogies, and the fact that such relations can be observed is an emerging effect of the semantic representation. In addition, it has also been found that such simple approaches are not enough to reach human performance in all cases [5].

Based on a formalism describing analogical proportions [6, 7], Lim *et al.* [8] proposed a deep learning model to tackle such analogies using *semantic* embeddings. Unlike for the previous works, the architecture is adapted to the characteristics of analogies and the model is trained using a dataset of analogies. Although this approach seems to solve the problem of analogies on semantic embeddings, analogies on character strings (in particular in morphology) has still margin for improvement. Indeed, while recent approaches using symbolic methods [9, 10, 11] achieve competitive performance on detection of analogies and solving of analogical equations, they are inherently restricted to a subset of morphology.

We propose models that learn, from analogies extracted from data, to detect and solve analogies in the morphology domain. To do so, the two crucial steps are the learning of an embedding particularly adapted to words seen as character strings, and the definition of a network adapted to the formal properties of analogy. Lim *et al.* [8] have shown the performance of a similar deep learning framework on pre-trained semantic word embeddings for analogies on word semantics, and we argue that the framework itself has the potential to be applied to analogies in a wide range of domains and applications.

In Section 2 we detail the setting of analogy in morphology and detail key approaches. The models we propose to identify and solve analogies and the intuitions leading to the choice of the architecture are described in Section 3, along with the procedures we use for training and evaluating them. We detail some results on the multilingual data introduced in Section 4 on the detection and solving tasks in Section 5 and Section 6 respectively, and present in Section 7 experimental results of the impact on our models’ performance of applying noise on the embeddings.

The main contributions of this paper are as follows.

- We propose a word embedding model for analogy on morphological features.
- We display the performance of our deep learning models, which outperform state of the art symbolic approaches to detect and solve analogies on morphological features.
- We demonstrate the importance of a correctly chosen embedding space for analogy manipulation and display the potential of the approach as a general framework for detecting and solving analogies.

## 2 The Problem of Morphological Analogy

An analogical proportion is defined as a 4-ary relation written  $A : B :: C : D$  and which reads “ $A$  is to  $B$  as  $C$  is to  $D$ ”. In this paper, we focus more specifically on the case of morphological analogies, *i.e.*, on analogies involving character strings, where the transformations between the objects correspond to morphological transformations of words (*e.g.*, conjugation or declension). In our setting,  $A$ ,  $B$ ,  $C$ , and  $D$  are words.

**Proportional analogy.** The importance of analogy in morphology has been long known [12], and it has been mathematically formalized following the early works of Lepage [13, 14]. These works paved the way toward the current definition of *proportional analogy* [7, 6] as a 4-ary relation for which the following postulates hold true for all  $A$ ,  $B$ ,  $C$ , and  $D$ :

- $A : B :: A : B$  (reflexivity);
- $A : B :: C : D \rightarrow C : D :: A : B$  (symmetry);
- $A : B :: C : D \rightarrow A : C :: B : D$  (central permutation).

It can be easily verified that other equivalent forms can be derived by applying the symmetry and central permutation:  $D : B :: C : A$ ,  $C : A :: D : B$ ,  $B : A :: D : C$ ,  $D : C :: B : A$  and  $B : D :: A : C$ .

We identify two main trends in the research on analogies: *analogy detection*, which corresponds to deciding whether a quadruple  $\langle A, B, C, D \rangle$  is a valid analogy, and *analogy solving*, which corresponds to finding the values of  $x$  such that  $A : B :: C : x$  is a valid analogy. We note here that these tasks can be interpreted as respectively classification and regression tasks.

**Analogy detection.** The analogy detection task corresponds to learning a classifier classifying quadruples into valid or invalid analogies. In particular, in a context of semantic analogies, Bayouh *et al.* [15] proposed to use Kolmogorov complexity as a distance measure between words in order to define a conceptually significant analogical proportion and to classify valid or invalid analogies. A completely functional form was implemented by Lim *et al.* [8], which propose to learn the classifier directly in the form of a neural network. Analogy detection has been used in particular in a context of analogical grids [10], *i.e.*, matrices of transformations of various words, similar to paradigm tables in linguistic [16].

**Analogy solving.** The analogy solving task corresponds to inferring the fourth term that makes an analogy valid. This task is by far the most investigated in the analogy literature and is solved by a variety of approaches.

In the context of solving morphological analogies, the major trend follows the seminal works of Lepage and Ando [13] and exploits the axioms of proportional analogy introduced above. For instance, Lepage [17] proposes to apply the axioms of proportional analogy to multiple characteristics of the words, such as their length, the occurrence of letters and of patterns. Following the results of Yvon [18] about the closed forms the solution of a proportional analogy can have, the *alea* algorithm [9] proposes a Monte-Carlo estimation of the solutions of an analogy, by sampling among multiple sub-transformations. Recently, a more empirical approach was proposed by Murena *et al.* [11], which does not rely on the axioms of proportional analogy. Their method consists in finding the simplest among all possible transformations from  $A$  to  $B$  which could apply on  $C$  as well.

**Analogy in embedding spaces.** Finally, we would like to mention that a very particular case of proportional analogy in vector spaces is the *parallelogram rule*, which states that four vectors  $A$ ,  $B$ ,  $C$ , and  $D$  are in analogical proportion if  $D - C = B - A$ . This relation has been used since the first works on analogy [19] and is a key element of the methodology employed by the recent neural-based approaches [2, 4], where it is applied in some learned embedding space. However, as mentioned in introduction, the results produced by this method differ from human performance [5], and frameworks based on datasets of analogies like [8] appear to bridge this gap in performance. Similarly to the method of Lim *et al.* [8], our method aims to learn a functional form for both the analogy detection and solving tasks in morphology. In particular, this form enables to cover the actual relations of analogies, unlike the *ad hoc* methods (like parallelogram rule) usually used in embedding spaces.

### 3 Proposed Approach

This section describes the proposed approach, illustrated in Figure 1. There are 3 components in our models: a classification model and a regression model described in Section 3.1, both taking as input embeddings computed by our morphological embedding model presented in Section 3.2. Then, we detail our training and evaluation procedures in Section 3.3 and give additional information about our model hyperparameters in Section 3.4.

#### 3.1 Classification and Regression Models

The models described in this subsection follow the structure of the ones proposed in [8] and are schematized in Figure 1.

**Classification.** Our classification neural network follows the idea that an analogy  $A : B :: C : D$  is valid if  $A$  and  $B$  differ in the same way as  $C$  and  $D$ . A first Convolutional Neural Network (CNN) layer with 128 filters of 1 by 2 is applied on the embeddings, such that it spans over  $A$  and  $B$  on one side and  $C$  and  $D$  on the other side, for each component of the embedding, without overlap. This first layer measures how  $A$  and  $B$  differ for each component, and similarly for  $C$  and  $D$ . Then, a second CNN layer with 64 filters of 2 by 2 is applied on the resulting matrix, followed by a fully connected layer producing a single output. This second CNN layer allows to check if the difference between  $A$  and  $B$  is the same as the one between  $C$  and  $D$ , and the last layer aggregates the information. The output is the classification result normalized between 0 (*i.e.*, invalid) and 1 (*i.e.*, valid) by a sigmoid activation. All layers except the output layer use Regularized Linear Unit (ReLU) as activation function. We call this model Analogy Neural Network for classification (ANNc).

**Regression.** A simplified view of solving  $A : B :: C : x$  is to find how  $B$  differs from  $A$  and generate  $D$  to differ in the same way from  $C$ . *Central permutation* (see Section 2) allows us to apply the same operations on  $A : C :: B : x$ , to obtain  $D$  from  $B$  using the difference between  $A$  and  $C$ . Our regression model first determines the relation between  $A$  and  $B$  on one side and the one between  $A$  and  $C$  on the other side, by applying two separate fully connected layers with ReLU activation on the respective embeddings ( $A$  and  $B$  for one layer, and  $A$  and  $C$  for the other). Those layers also extract the necessary information from  $B$  and  $C$  respectively, and are able to take  $A$  into account in that process. Finally, a third fully connected layer without activation generates the embedding of the predicted  $D$  from all the extracted information. We call this model Analogy Neural Network for regression (ANNr).

#### 3.2 Embedding Model

**Pre-trained embeddings.** An important component of deep learning models applied on textual data is what is called the embedding model, which produces real-valued vector representation of the textual data, called *embedding*. Many applications rely on embedding models that have been extensively pre-trained on large amounts of data, as it avoids the

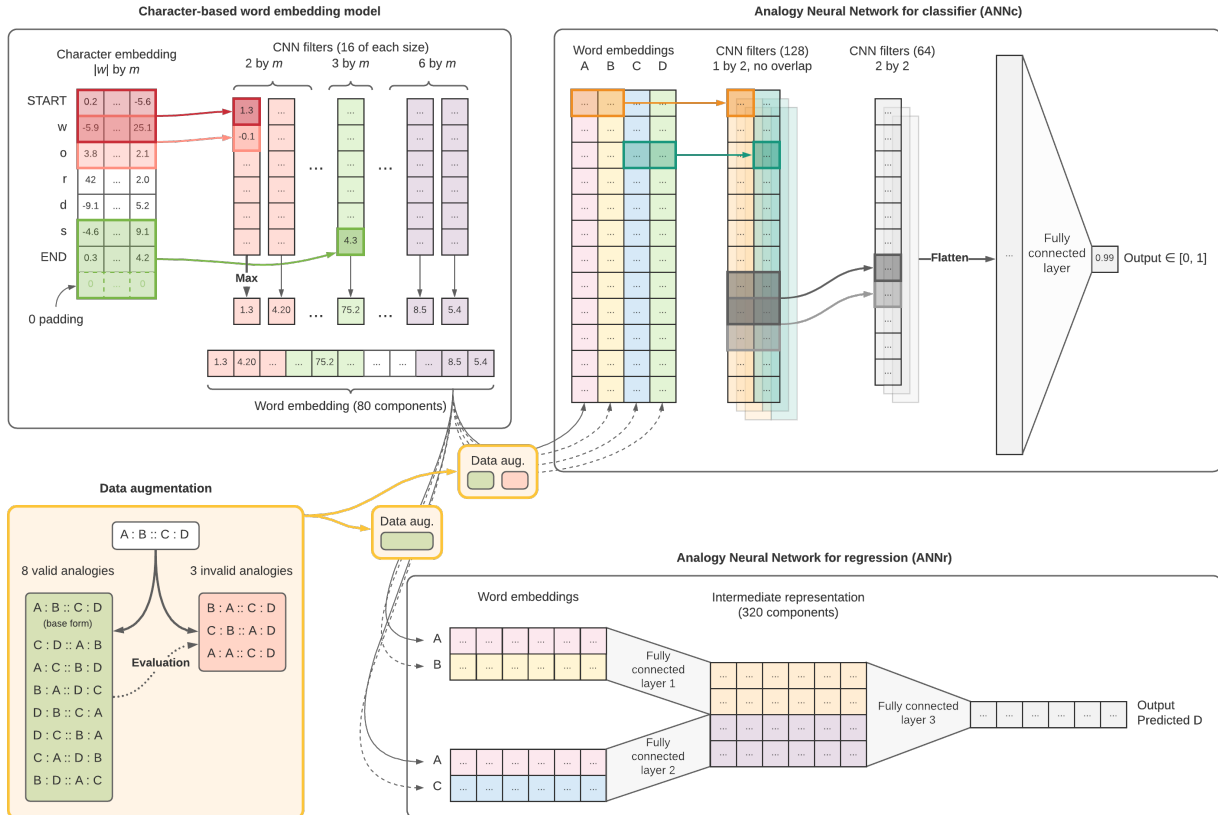


Figure 1: Morphological embedding model, data augmentation, analogy classification and regression models. Note that invalid analogies are used only for the classifier.

cost of fully training one oneself. It is commonly accepted that the quality of this representation, which corresponds to the amount and nature of the encoded information as well as the properties of the embedding space, is a key factor to achieve higher performance.

We trained the classification model on a subset of the German data of Sigmorphon2016 [20] (Section 4) with pre-trained embeddings such as GloVe [1], *word2vec* [2], and *fasttext* [3], which are known to encode semantic information from distributional properties, our ANNC performed poorly. It is noteworthy that *fasttext*, which uses sub-words instead of words, produced better results than GloVe or *word2vec*. Such general-purpose embedding models, oriented towards the semantics of words, seem ill-suited to manipulate morphological analogies. We thus propose a word embedding model more suited to handle morphological tasks in the next paragraph.

**Morphological embeddings.** To handle morphological information, we designed an embedding model inspired from the work of Vania [21]. As represented in Figure 1, the input of our embedding model is the characters of a word, which are embedded into vectors of size  $m$  using a learned embedding matrix.

Multiple CNN filters go over the character embeddings, spanning over the full embeddings of 2 to 6 characters, resulting in filter sizes between 2 by  $m$  and 6 by  $m$ . We use 16 filters of each size, and the convolution is performed by sliding the filters over the character dimension. To allow the filters to detect the beginning and end of the word, special characters are added at both ends of the word. Additionally, to allow smaller words to accommodate larger filters, 0 padding is used. For each filter, the model computes the maximum of the output, which will serve as a component of the word embedding.

The intent of this last operation is to keep only salient patterns detected by each of the filters, and force each CNN filter to specialize in identifying a specific pattern of characters. As we use character embeddings, the model can capture not only patterns such as “-ing” but also “vowel-vowel-consonant”, as some features of the characters can be extracted. These character patterns correspond to what is called *morphemes*, minimal units of morphology.

### 3.3 Training and Evaluation

**Data Augmentation.** The properties of formal analogy described in Section 2 allow us to generate multiple analogies from each base example in our dataset in what we call *data augmentation*. This process allows us to augment the amount of data available, but also to make the models learn to fit the formal constraints of analogy. Given a valid analogy  $A : B :: C : D$ , we generate 7 more valid analogies, namely,  $A : C :: B : D$ ,  $D : B :: C : A$ ,  $C : A :: D : B$ ,  $C : D :: A : B$ ,  $B : A :: D : C$ ,  $D : C :: B : A$ ,  $B : D :: A : C$ . These 8 forms are used for the classification and the regression task. Additionally, we can generate 3 analogical forms per valid analogy which are considered invalid analogies as they cannot be deduced from the base form  $A : B :: C : D$  without contradicting at least one of the postulates mentioned in Section 2:  $B : A :: C : D$ ,  $C : B :: A : D$ , and  $A : A :: C : D$ . Those 3 forms are used to generate negative examples for the classification task, and can be applied on any of the 8 equivalent forms. In total, for each analogy in the dataset, we can generate 8 valid and  $8 \times 3 = 24$  invalid analogies for the classification task.

For evaluating the classifier, we use the full set of 24 invalid analogies, to have as many cases as possible. However, for training the classifier, we determined that balancing the data by using 8 invalid analogies sampled from the 24 available was better than using either the full 24 invalid analogies (strong imbalance, 3 times more invalid than valid) or only the 3 invalid analogies obtained from the base form (weaker imbalance, 8 valid for 3 invalid). Detailed experimental results and significance tests are available in the appendix.

In practice, data augmentation is applied after the embedding model for both the classification and the regression model, as shown in Figure 1.

**Optimization criterion.** For classification, we use the Binary Cross-Entropy (BCE) loss (see Equation (1) below) to minimize the distance between the expected label  $l \in \{0, 1\}$  and the predicted label  $\hat{l} \in [0, 1]$ .

$$BCE(l, \hat{l}) = l \log(\hat{l}) + (1 - l) \log(1 - \hat{l}) \quad (1)$$

For regression, we minimize the ratio between: (i) the distance between the actual embedding  $e_D$  and the predicted embedding  $\widehat{e}_D$  and (ii) the average distance between the embeddings  $e_A$ ,  $e_B$ ,  $e_C$ , and  $e_D$ . We minimize this ratio instead of the distance between  $e_D$  and  $\widehat{e}_D$  to avoid a caveat encountered during our early experiments. Indeed, the embedding model is learned together with the regression model, and grouping all the embeddings in a small area of the embedding space also minimizes the distance between  $e_D$  and  $\widehat{e}_D$ . The ratio we use as a criterion ensures that the distance between  $e_D$  and  $\widehat{e}_D$  is minimized relatively to the distance between the other elements. The formula of our ratio:

$$\mathcal{L}_{reg}(e_A, e_B, e_C, e_D, \widehat{e}_D) = \frac{6 \times d_{D\widehat{D}}}{1 + d_{AB} + d_{AC} + d_{AD} + d_{BC} + d_{BD} + d_{CD}} \quad (2)$$

uses the Mean Square Error (MSE) loss as a measure of the  $L^2$  distance (see Equation (3), where  $n$  is the number of dimensions of the embeddings). In Equation (2), the MSE between  $e_D$  and  $\widehat{e}_D$  is written  $d_{D\widehat{D}}$ , with a similar writing for other MSE.

$$MSE(e_D, \widehat{e}_D) = d_{D\widehat{D}} = \frac{1}{n} \sum_{i \in [1, n]} (e_{D,i} - \widehat{e}_{D,i})^2 \quad (3)$$

**Inference and evaluation.** To evaluate the ANNc and ANNr, we use classification and regression accuracy respectively. For the regression model, the output is not necessarily the exact embedding of a word but a real-valued vector in the embedding space. As the model is not equipped with a decoder for the embedding space, we do not have direct access to the word corresponding to a generated embedding. Instead, we take the closest embedding among the embeddings of the whole vocabulary; the corresponding word will be considered as the prediction of the model. To select the closest embedding, we use Euclidean distance. We experimented with both Euclidean and cosine distance, the former giving slightly better results in most cases, even though the difference is not very significant.

### 3.4 Hyperparameters and Tuning

We use a character embedding size ( $m$  in Figure 1) of 64 for all our models except when Japanese is involved in the training, in which case we use 512. For all languages, we use 16 filters of each of the sizes between 2 and 6, resulting in embeddings of 80 dimensions. Training was performed using Adam for 20 epochs [22]. We used the recommended learning rate of  $10^{-3}$  for classification, and, for regression, a learning rate of  $10^{-4}$  which produced better results experimentally.

Each model is associated with an embedding model and is trained on a single language of the dataset described in next section<sup>1</sup>. The embedding model for regression is initialized with the parameters of the embedding model of the classification model of the corresponding language to increase the convergence speed of the regression model. When training, the parameters of this embedding model are frozen for the first 10 epochs. This allows the regression model to first learn to use the existing embedding space before adapting the latter to fit the task better.

## 4 Data

For our experiments, we extracted analogies in 11 languages from two datasets: Spanish, German, Finnish, Russian, Turkish, Georgian, Navajo, Arabic (Romanized), Hungarian and Maltese from Sigmorphon2016 [20], and Japanese from the Japanese Bigger Analogy Test Set [24]. Of the 3 subtasks in which the Sigmorphon2016 [20] dataset is separated, namely, inflection, reinflection, and unlabeled reinflection, we use the data of the inflection subtask. The extracted analogies were also used in our previous works on morphological analogies [23, 25].

The original data of each language is composed of pairs of words  $\langle A, B \rangle$  (ex:  $\langle \text{“do”}, \text{“doing”} \rangle$ ) with  $B$  the morphological transformation of  $A$  to obtain a set of morphological features  $F$  (ex: present participle). For example in our Finnish data, we have  $A = \text{“lenkkittosut”}$ ,  $B = \text{“lenkkittossuilla”}$ , and  $F = \text{“pos=N,case=ON+ESS,num=PL”}$  (the transformation corresponds to the nominative to essive cases of a noun for the plural). For any two pairs of words  $\langle A, B \rangle, \langle A', B' \rangle$  that have the same set of features ( $F = F'$ ), we consider  $A : B :: A' : B'$  an analogical proportion. Note that for each two pairs, we only generate one analogy, *i.e.*, if we generate  $A : B :: A' : B'$  we do not generate  $A' : B' :: A : B$  as it will be generated by the data augmentation process. Also, analogies of the form  $A : B :: A : B$  will be generated as the set of features is the same ( $F = F$ ).

For training and evaluation we use the original split of the Sigmorphon2016 [20] dataset, from which we extract the analogies independently. For the Japanese Bigger Analogy Test Set [24] however, no such split is available so we performed a random split (using a fixed random seed) in a training set of 70% of the extracted analogies, the remaining 30% serving as the test set. The number of analogies available is described in Table 1. In practice, to maintain reasonable training and evaluation times, we use up to 50000 analogies of each set, randomly selected when loading the data.

Table 1: Number of analogies generated for each language.

Language	Train	Evaluation
<i>Sigmorphon2016</i>		
Arabic (Ar)	373240	555312
Finnish (Fi)	1342639	4691453
Georgian (Ka)	3553763	8368323
German (De)	994740	1480256
Hungarian (Hu)	3280891	66195
Maltese (Mt)	104883	3707
Navajo (Nv)	502637	4843
Russian (Ru)	1965533	6421514
Spanish (Es)	1425838	4794504
Turkish (Tr)	606873	11360
<i>Japanese Bigger Analogy Test Set</i>		
Japanese (Jp)	18487	7923

It is noteworthy that we use the data of the original Sigmorphon2016 dataset, which produces a different set of analogies than the one used by [10, 11]. In particular, our dataset contains analogies that are hard to solve for a non-data-driven approach (*e.g.*, “be : was :: go : went”).

## 5 Analogy Detection: Classification Model

As mentioned in Section 2, analogy detection corresponds to a classification task, and can be used for example to mine analogical grids [10] which can help in language understanding and learning as well as rule extraction by inference.

<sup>1</sup>Experiments on transferring models between languages without retraining, as well as using a single embedding for all languages, were performed and are detailed in a recently accepted paper by Alsaidi *et al.* [23].

Using the training procedure described in Section 3.3 we train an analogy classifier for each of the 11 languages in the datasets mentioned above. The results are reported in Table 2 and detailed below.

**Baselines.** We report the results of three state of the art methods described in Section 2 as baselines: the classifier from [10] and the two regression models of [9] and [11], that we respectively refer to as *Lepage*, *alea* and *Kolmo*. To classify a given analogy  $A : B :: C : D$  with these regression models, we generate the top  $k$  (either 1 or 10) most likely solutions for  $A : B :: C : x$ . If  $D$  is within the solutions, we consider  $A : B :: C : D$  a valid analogy, otherwise we consider it invalid. Using  $k = 1$  means that we only consider the best answer of the model as the expected solution. However, in some situations, multiple solutions are plausible, so taking  $k = 10$  offers more plausibility in that regard. This results in two variants for the *alea* and *Kolmo* baselines:  $a@1$ ,  $a@10$ ,  $K@1$ , and  $K@10$ . We only report the result of the best of the three baselines in Table 2, but detailed results per baseline are available in the appendix.

Table 2: Classification accuracy (in %) against the best performing baseline. The italicized result was obtained on 4000 analogies before data augmentation instead of 50000 as *alea* and *Kolmo* had much larger run time on this particular dataset. In this table, *Lepage* was short-handed to *L*. First column is the ISO 639-2 code of the languages, in the same order as for Table 1.

	ANNc (ours)		Best Baseline	
	Valid	Invalid	Valid	Invalid
Ar	<b>99.39</b>	97.40	34.21 (a@10)	<b>97.79</b> (K@1)
Fi	<b>99.58</b>	97.98	25.60 (L)	<b>98.78</b> (a@1)
Ka	<b>99.87</b>	92.06	93.20 (K@10)	<b>95.21</b> (a@1)
De	<b>99.42</b>	95.24	86.90 (a@10)	<b>97.19</b> (a@1)
Hu	<b>99.84</b>	<b>98.71</b>	36.80 (K@10)	98.40 (K@1)
Mt	<b>99.88</b>	<b>77.79</b>	78.05 (a@10)	69.29 (K@1)
Nv	<b>99.00</b>	93.50	21.45 (K@10)	<b>94.93</b> (K@1)
Ru	<b>96.89</b>	89.96	42.37 (a@10)	<b>93.88</b> (L)
Es	<b>99.69</b>	82.03	85.90 (a@10)	<b>86.62</b> (L)
Tr	<b>99.70</b>	<b>91.93</b>	44.76 (a@10)	91.40 (K@1)
JP	<b>100.00</b>	<b>98.61</b>	19.20 (K@10)	98.13 (L)

**Results and discussion.** Our ANNc model significantly outperforms the best baselines for valid analogies (paired Student t-test  $p \approx 0.00027$ ) and there is no significant difference for invalid analogies (paired Student t-test  $p \approx 0.869$ ). For each language, we observe a p-value  $p < 10^{-10}$  for the 1-sampled t-test against the baselines.

We notice that the classifier *Lepage* is the best in only 4 of 22 cases. This result was not expected, since the method has been developed as a classifier, while *alea* and *Kolmo* are adapted regression models.

Our model manages to capture the features of morphological analogy using an embedding model adapted for morphological tasks and a classifier. Results on transferability experiments in [23] also indicate that the process of analogy itself is correctly embedded in the classifier part, while the morphological information is encoded almost exclusively in the embedding part of the model.

## 6 Analogy Solving: Regression Model

Analogy solving paves way to understanding cognitive processes [26] and allows the generation of new but coherent and understandable words like “*bestest*”. We use the training procedure described in Section 3.3 and the same datasets as for classification to train analogy regression models. We train 3 models with different random initialization for each of the 11 languages available. Note that we use only valid analogies to train the regression models. The results are reported in Table 3 and discussed further in this section.

**Baselines.** We use the regression models *alea* [9] and *Kolmo* [11] mentioned in Section 5 as baselines.<sup>2</sup>

<sup>2</sup>The regression accuracy reported in Table 3 is the same as the classification results of *alea@1* and *Kolmo@1* for valid analogies. Indeed, the procedure to compute the regression accuracy is the same as the one to obtain a classification with  $k = 1$ .

Table 3: Accuracy (in %) of 3 runs of the regression model against the best baseline (Student t-test: \*\*\*  $p < 0.01$ ; \*\*  $p \in ]0.01, 0.05]$ ; \*  $p \in ]0.05, 0.1]$ ).

Language	ANNr (ours) (mean $\pm$ std.)	Best baseline	T-test
Arabic	77.97 $\pm$ 16.03	28.94 (Kolmo)	**
Finnish	37.78 $\pm$ 9.28	22.82 (Kolmo)	*
Georgian	94.66 $\pm$ 1.13	86.81 (alea)	
German	86.38 $\pm$ 0.45	85.46 (alea)	*
Hungarian	53.83 $\pm$ 3.12	35.79 (alea)	**
Maltese	75.00 $\pm$ 5.08	74.49 (alea)	
Navajo	31.74 $\pm$ 0.90	17.97 (Kolmo)	***
Russian	75.15 $\pm$ 0.44	42.00 (alea)	***
Spanish	86.27 $\pm$ 0.71	85.23 (alea)	
Turkish	61.95 $\pm$ 10.86	42.53 (alea)	*
Japanese	61.60 $\pm$ 1.33	18.62 (Kolmo)	***

**Results and discussion.** If in some cases there is no significant difference between the best baseline and our regression model (Student t-test  $p > 0.1$ ), our model outperforms the baseline with a more or less significant difference. In some cases, the gap is larger than a significant 49% ( $p < 0.01$ ).

While these results are encouraging, the results presented in Section 7 and some of our latest unpublished experiments show a significant margin of improvement of the model through simple means, like larger embedding models, or a full autoencoder architecture for the embedding model. Indeed, while our regression model is unable to generate new words from embeddings yet, further work on the embedding model to equip it with a decoder could allow us to directly generate new words. More importantly in terms of performance, this would allow us to add to the criterion a loss term corresponding to the generated word.

The generation space of our regression model can be seen as closed since it can only generate words from the vocabulary. This contrasts with the more open generation spaces of *Kolmo* and *alea*, which are able to generate new words. This difference might be one factor of the significant gap in performance we observe, and further experiments using a decoder would allow us to determine how important this factor is in the performance.

## 7 Sensibility to Input Perturbations

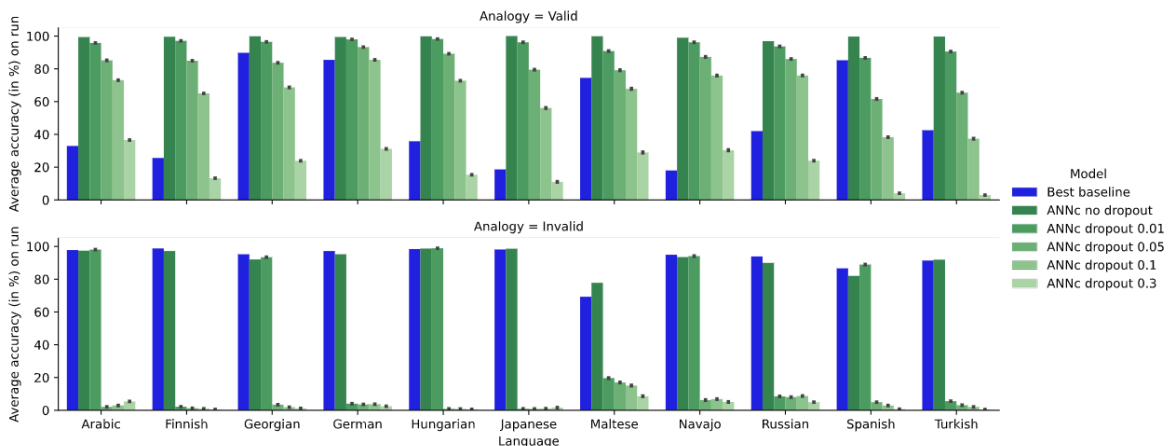


Figure 2: Classification accuracy (in %) for each language with input perturbation using various dropout probabilities. Error bars correspond to standard deviation.

To evaluate the epistemic uncertainty [27] of both the ANNc and ANNr, we test their sensibility to perturbations of the input, by introducing random dropout on the embeddings during evaluation.



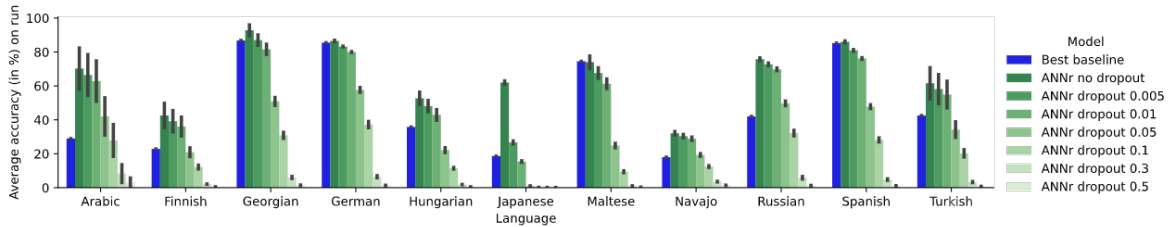


Figure 3: Regression accuracy (in %) for each language with input perturbation using various dropout thresholds. For each of the 3 models of each language, the results with each dropout probability is significantly different from the other probabilities (Student t-test  $p < 0.01$ ). Error bars correspond to standard deviation.

**Input perturbation with dropout.** For classification and regression, we introduce a random dropout<sup>3</sup> between the embedding model and, respectively, the classification and regression models. This dropout serves as a perturbation of the input, as meaningful information contained in the embedding is replaced by 0. We evaluate the performance of the models with several dropout probabilities: 0.01, 0.05, 0.1, 0.3 for classification, as well as 0.005 and 0.5 for regression. For each dropout value, the experiment is repeated 10 times to determine the impact of the randomness of dropout. For the 3 regression models trained, we repeat the experiment 10 times per model.

**Results and discussion.** The results are summarized in Figures 2 and 3, and we provide more detailed results in appendix. For each regression and classification model, the results with each dropout probability is significantly different (Student t-test  $p < 0.01$ ) from adjacent probabilities (*e.g.*, with regression model 1 on Arabic, the performance without dropout is significantly different than with  $p_d = 0.005$ , which is significantly different than with  $p_d = 0.01$ ). We note that the random aspect of the dropout process does not bring much variance in the results, as it can be seen with the error bars of Figure 2 that represent the standard deviation. In Figure 3, the error bars are almost exclusively due to inter-model variance between the 3 models trained.

For both the regression and classification models, we observe that the more perturbed the input is, the lower the performance. This kind of behavior is what we would expect from models relying on their input to produce the output. Additionally, an effect particularly visible for the classification of invalid analogies is that there is a large drop in performance past a certain threshold, but that threshold is not the same for all models. For example, for Arabic and Hungarian the threshold is between  $p_d = 0.05$  and  $p_d = 0.1$ , while for Maltese and German it is between  $p_d = 0.01$  and  $p_d = 0.05$ . This effect is also present in the regression and the classification of valid analogies, even if harder to notice. This behavior can be interpreted as the model managing to perform well even when 1% of the embedding is missing, with the example of invalid analogies in Arabic. That means that those 1% most likely contain redundant information. However, once we remove 5%, the model performs much poorly, so these 5% contain necessary information. In practical terms, this indicates that we could most likely reduce the embedding size by 1% without affecting the classification performance much. For regression, some languages, and in particular Japanese, do not show this characteristic “step”, thus, by extrapolation, we could expect the performance to increase with larger embedding models.

## 8 Conclusion and Perspectives

Symbolic methods like the one by Murena *et al.* [11] provide explicit morphological transformations as an additional result. While our model does not offer the same level of interpretability as those symbolic approaches, we obtain significantly higher performances on analogy detection and solving with a simple and shallow deep learning model.

As mentioned in Sections 6 and 7, there are multiple plausible improvements to our approach, in particular for the regression model. Indeed, to our best knowledge, there exists no decoder for most word embedding models, and our morphological embedding model among them. Building a model able to generate coherent and potentially new words from a latent representation would improve our regression model.

Furthermore, our embedding model offers insights in the morphology of the languages we manipulate, as it captures morphological information to solve analogies. To expand our understanding, we will perform a qualitative analysis of the patterns captured by the CNN filters.

<sup>3</sup>Applying a random (zero) dropout with a probability  $p_d$  on a vector means that each component of the vector has a probability  $p_d$  to be replaced by 0.

A qualitative analysis of the ANNc and ANNr model parameters would shed light on which numerical relations are used when dealing with analogy in the latent space, thus allowing to complement the simple arithmetic operations used traditionally [4].

Finally, applications in other domains is a key task, albeit challenging, to model analogy. An example of such applications would be dataset augmentation, as mentioned in [28]. The results we obtain, along with those of [8, 23], support our intuition that the simple deep learning framework discussed in this paper is not specific to analogies on words, and support the plausibility of extending our model to applications in other domains.

## Acknowledgments

This research was partially supported by TAILOR, a project funded by EU Horizon 2020 research and innovation programme under GA No 952215, and the Inria Project Lab “Hybrid Approaches for Interpretable AI” (HyAIAI).

The code used for our experiments is written in Python 3.9 and PyTorch. Experiments presented in this paper were carried out using computational clusters equipped with GPU from the Grid’5000 testbed (see <https://www.grid5000.fr>). Namely, the *grele* and *grue* clusters were used.

## References

- [1] Jeffrey Pennington, Richard Socher, and Christopher D. Manning. Glove: Global vectors for word representation. In Alessandro Moschitti, Bo Pang, and Walter Daelemans, editors, *EMNLP*, pages 1532–1543, 2014.
- [2] Tomáš Mikolov, Kai Chen, Greg Corrado, and Jeffrey Dean. Efficient estimation of word representations in vector space. In Yoshua Bengio and Yann LeCun, editors, *1st ICLR, Workshop Track*, Scottsdale, Arizona, USA, 2013.
- [3] Piotr Bojanowski, Edouard Grave, Armand Joulin, and Tomáš Mikolov. Enriching word vectors with subword information. *CoRR*, abs/1607.04606, 2016. URL <http://arxiv.org/abs/1607.04606>.
- [4] Aleksandr Drozd, Anna Gladkova, and Satoshi Matsuoka. Word embeddings, analogies, and machine learning: Beyond king - man + woman = queen. In *26th COLING*, pages 3519–3530, December 2016.
- [5] Dawn Chen, Joshua C. Peterson, and Tom Griffiths. Evaluating vector-space models of analogy. In Glenn Gunzelmann, Andrew Howes, Thora Tenbrink, and Eddy J. Davelaar, editors, *39th CogSci*, London, UK, 2017. Cognitive Science Society.
- [6] Henri Prade and Gilles Richard. A short introduction to computational trends in analogical reasoning. In Henri Prade and Gilles Richard, editors, *Computational Approaches to Analogical Reasoning: Current Trends*, volume 548 of *Studies in Computational Intelligence*, pages 1–22. Springer, 2014.
- [7] Laurent Miclet, Sabri Bayouhdh, and Arnaud Delhay. Analogical dissimilarity: Definition, algorithms and two experiments in machine learning. *Journal Artificial Intelligence Research*, 32:793–824, 2008. doi: 10.1613/jair.2519.
- [8] Suryani Lim, Henri Prade, and Gilles Richard. Solving word analogies: A machine learning perspective. In Gabriele Kern-Isberner and Zoran Ognjanovic, editors, *15th ECSQARU*, volume 11726, pages 238–250, 2019.
- [9] Philippe Langlais, François Yvon, and Pierre Zweigenbaum. Improvements in analogical learning: Application to translating multi-terms of the medical domain. In Alex Lascarides, Claire Gardent, and Joakim Nivre, editors, *12th EACL*, pages 487–495, Athens, Greece, 2009. ACL.
- [10] Rashel Fam and Yves Lepage. Tools for the production of analogical grids and a resource of n-gram analogical grids in 11 languages. In Nicoletta Calzolari, Khalid Choukri, Christopher Cieri, Thierry Declerck, Sara Goggi, Kôiti Hasida, Hitoshi Isahara, Bente Maegaard, Joseph Mariani, Hélène Mazo, Asunción Moreno, Jan Odijk, Stelios Piperidis, and Takenobu Tokunaga, editors, *11th LREC*, Miyazaki, Japan, 2018. ELRA.
- [11] Pierre-Alexandre Murena, Marie Al-Ghossein, Jean-Louis Dessalles, and Antoine Cornuéjols. Solving analogies on words based on minimal complexity transformation. In Christian Bessiere, editor, *29th IJCAI*, pages 1848–1854, 2020.
- [12] Ferdinand de Saussure. *Cours de linguistique générale*. Payot, Paris, 1916.
- [13] Yves Lepage and Shinichi Ando. Saussurian analogy: a theoretical account and its application. In *16th COLING*, 1996.
- [14] Yves Lepage. *De l’analogie rendant compte de la commutation en linguistique*. Habilitation à diriger des recherches, Université Joseph-Fourier - Grenoble I, May 2003.

- [15] Meriam Bayouhd, Henri Prade, and Gilles Richard. Evaluation of analogical proportions through kolmogorov complexity. *Knowledge-Based Systems*, 29:20–30, 2012.
- [16] Rashel Fam and Yves Lepage. Morphological predictability of unseen words using computational analogy. In *ICCBW Workshops*, pages 51–60, 2016.
- [17] Yves Lepage. Character-position arithmetic for analogy questions between word forms. In Antonio A. Sánchez-Ruiz and Anders Kofod-Petersen, editors, *25th ICCBR (workshops)*, volume 2028, pages 23–32, 2017.
- [18] François Yvon. Finite-state transducers solving analogies on words. *Rapport GET/ENST&LTCI*, 2003.
- [19] David E Rumelhart and Adele A Abrahamson. A model for analogical reasoning. *Cognitive Psychology*, 5(1): 1–28, 1973.
- [20] Ryan Cotterell, Christo Kirov, John Sylak-Glassman, David Yarowsky, Jason Eisner, and Mans Hulden. The sigmorphon 2016 shared task—morphological reinflexion. In Micha Elsner and Sandra Kübler, editors, *SIG-MORPHON, 2016*, Berlin, Germany, August 2016. ACL.
- [21] Clara Vania. *On understanding character-level models for representing morphology*. PhD thesis, University of Edinburgh, 2020.
- [22] Diederik P. Kingma and Jimmy Ba. Adam: A method for stochastic optimization. In Yoshua Bengio and Yann LeCun, editors, *3rd ICLR*, 2015.
- [23] Safa Alsaidi, Amandine Decker, Puthineath Lay, Esteban Marquer, Pierre-Alexandre Murena, and Miguel Couceiro. On the Transferability of Neural Models of Morphological Analogies. In *AIMLAI, ECML PKDD 2021: European Conference on Machine Learning and Principles and Practice of Knowledge Discovery in Databases*, Bilbao/Virtual, Spain, September 2021. URL <https://hal.inria.fr/hal-03313591>.
- [24] Marzena Karpinska, Bofang Li, Anna Rogers, and Aleksandr Drozd. Subcharacter information in japanese embeddings: when is it worth it? In *Workshop on the Relevance of Linguistic Structure in Neural Architectures for NLP*, pages 28–37, Melbourne, Australia, 2018. ACL.
- [25] Safa Alsaidi, Amandine Decker, Puthineath Lay, Esteban Marquer, Pierre-Alexandre Murena, and Miguel Couceiro. A Neural Approach for Detecting Morphological Analogies. In *The 8th IEEE International Conference on Data Science and Advanced Analytics (DSAA)*, Porto/Online, Portugal, October 2021. URL <https://hal.inria.fr/hal-03313556>.
- [26] Melanie Mitchell. *Analogy making as a complex adaptive system*. In *Santa Fe Institute Studies in the Sciences of Complexity*, pages 335–360. Reading, Mass.; Addison-Wesley; 1998, 2001.
- [27] Yarín Gal. *Uncertainty in Deep Learning*. PhD thesis, University of Cambridge, 2016.
- [28] Miguel Couceiro, Nicolas Hug, Henri Prade, and Gilles Richard. Analogy-preserving functions: A way to extend boolean samples. In *26th IJCAI*, pages 1575–1581, 2017. doi: 10.24963/ijcai.2017/218.

## Appendices

### A Baselines

To compare the performance of our models, we use the methods presented in [11], [10], and [9]. The models of Murena *et al.* [11] and Langlais *et al.* [9] are designed for the problem of regression. We adapt them into classification methods by checking whether the regression output is equal to the expected term. Detailed results are presented in Table 4, and as can be seen, in many cases the performance of the baselines is very similar.

#### A.0.1 Kolmogorov Complexity Based Approach

We use the generation model proposed by Murena *et al.* [11] as a first baseline. This approach considers some transformation  $f$  such that  $B = f(A)$  and  $f(C)$  is computable. The transformation  $f$  which is the simplest is usually the one human use to solve analogies (as explained in [11]), and this “simplest” transformation is found by minimising the Kolmogorov complexity of  $f$ .

As the minimal-complexity approach is designed as a generative model, to have a classification for a given analogy  $A : B :: C : D$  we generate the top  $k$  most likely solutions for  $A : B :: C : x$ , in increasing order of Kolmogorov

Table 4: Classification accuracy results (in %) of the baselines. Italicized results were obtained on 4000 analogies before data augmentation instead of 50000 as *alea* and *Kolmo* had much larger run time on this particular dataset. Due to this same reason, results marked with – were not computed as they required an even larger run time.

Language	Kolmo@1		Kolmo@10		alea@1		alea@10		Lepage	
	Valid	Invalid	Valid	Invalid	Valid	Invalid	Valid	Invalid	Valid	Invalid
Arabic	28.94	<b>97.79</b>	33.55	97.68	28.28	97.68	<b>34.21</b>	97.68	32.94	97.67
Finnish	22.82	98.12	–	–	21.83	<b>98.78</b>	–	–	<b>25.60</b>	98.05
Georgian	80.19	95.01	<b>93.20</b>	94.61	86.81	<b>95.21</b>	91.68	95.21	89.78	95.18
German	55.61	96.84	60.27	96.65	85.46	<b>97.19</b>	<b>86.90</b>	97.18	83.32	96.86
Hungarian	31.21	<b>98.40</b>	<b>36.80</b>	98.23	35.79	98.24	36.58	98.24	33.81	98.25
Maltese	68.84	<b>69.29</b>	73.64	67.32	74.49	67.35	<b>78.05</b>	67.32	73.63	67.32
Navajo	17.97	<b>94.93</b>	<b>21.45</b>	94.45	16.16	94.76	18.34	94.76	17.35	94.76
Russian	33.37	93.66	36.43	93.30	42.00	93.74	<b>42.37</b>	93.72	41.02	<b>93.88</b>
Spanish	73.86	86.59	81.54	86.44	85.23	86.13	<b>85.90</b>	86.13	83.25	<b>86.62</b>
Turkish	39.37	<b>91.40</b>	43.51	90.78	42.53	90.80	<b>44.76</b>	90.80	34.92	90.80
Japanese	18.62	98.13	<b>19.20</b>	98.09	3.75	98.14	3.77	98.14	3.74	<b>98.16</b>

complexity. If  $D$  is within the solutions, we consider  $A : B :: C : D$  as a valid analogy, otherwise we consider it a non-analogy. We use multiple threshold values from 1 (only the most likely answer) to 10, resulting in multiple baselines. As the accuracy for  $1 < k < 10$  is strictly within the range of the accuracy for  $k = 1$  and  $k = 10$ , only  $k = 1$  and  $k = 10$  are displayed in the results, that we refer to as Kolmo@1 and Kolmo@10.

### A.0.2 Langlais *et al.*’s alea

We use the *alea* algorithm [9] as a second baseline. This approach performs a Monte-Carlo estimation of the solutions of an analogy, by sampling among multiple sub-transformations. Those sub-transformations are obtained by considering the words as bags of characters, and generating permutations of characters that are present in  $B$  but not in  $A$  on one side and characters of  $C$  on the other. For each quadruple  $A : B :: C : D$ , we generate  $\rho = 1000$  potential solutions for  $A : B :: C : x$  and select the  $k$  most frequent ones. This approach is a generation model like the approach based on Kolmogorov complexity, so we use a similar process of generating potential solution and searching the expected  $D$  among them. Similarly to with the Kolmogorov complexity based approach, we use multiple threshold values from 1 (only the most likely answer) to 10, and report only the results with  $k = 1$  and  $k = 10$ , that we refer to as alea@1 and alea@10.

### A.0.3 Fam and Lepage’s Classifier

We use the analogy classifier (`is_analogy` in `nlg/Analogy/tests/nlg_benchmark.py`) from Fam and Lepage’s toolset [10] to classify analogies in the same manner as with our deep learning model. This baseline uses a matrix based approach to align characters between words and find common sub-words, and then determine whether there is an analogy. We refer to this baseline as Lepage.

## B Using 3, 8 or 24 invalid analogies

We consider 3 settings for selecting invalid analogies during training, which result in different balancing of the data:

1. using 24 invalid analogies for 8 valid analogies, by computing the 3 invalid analogies for each of the 8 equivalent forms of every analogy extracted from data; this results in a strong imbalance in favor of invalid analogies, with 3 times more invalid than valid analogies;
2. using 3 invalid analogies for 8 valid analogies, by computing the 3 invalid analogies only from the base form extracted from data; this results in an imbalance in favor of valid analogies, with a bit more than twice more valid than invalid analogies;
3. using 8 invalid analogies for 8 valid analogies, by sampling 8 of the 24 invalid analogies mentioned earlier; this results in a balancing of the data, at least in number of valid and invalid analogies.

Our early experiments on classification followed either setting 1 (*i.e.*, the same pattern as [8]) or setting 2, which leads to faster convergence in terms of actual training time due to using fewer samples. Those early experiments showed

Table 5: Accuracy results (in %) for the classification task for valid (+) and invalid (−) analogies, for 3, 24, and 8 randomly sampled invalid analogies for 8 valid analogies during training.

Language	3 invalid		24 invalid		8 invalid	
	+	−	+	−	+	−
Arabic	<b>99.89</b>	97.52	95.66	<b>99.39</b>	99.39	97.40
Finnish	99.44	82.62	83.46	96.94	<b>99.58</b>	<b>97.98</b>
Georgian	99.83	91.71	88.89	<b>99.53</b>	<b>99.87</b>	92.06
German	<b>99.48</b>	89.01	67.20	87.26	99.42	<b>95.24</b>
Hungarian	<b>99.99</b>	98.81	98.40	<b>99.25</b>	99.84	98.71
Maltese	99.53	90.82	89.29	<b>97.40</b>	<b>99.88</b>	77.79
Navajo	97.95	79.85	46.33	<b>97.40</b>	<b>99.00</b>	93.50
Russian	<b>99.94</b>	78.33	72.66	<b>99.80</b>	96.89	89.96
Spanish	99.48	92.63	82.95	<b>99.35</b>	<b>99.69</b>	82.03
Turkish	<b>99.99</b>	<b>98.65</b>	100.00	98.64	99.70	91.93
Japanese	99.96	77.83	37.91	<b>98.85</b>	<b>100.00</b>	98.61

an obvious impact of the training setting on the performance, as can be seen in Table 5. Indeed, imbalance in favor of valid analogies leads to very good results on valid analogies and poorer results on invalid analogies. Conversely, imbalance in favor of invalid analogies leads to very good results on invalid analogies and poorer results on valid analogies.

Table 6: Paired t-test on the evaluation of valid analogies. The test variable is called  $t$  and the p-value  $p$ .

	8/8	8/24
8/3	$t = 1.782209$ $p = 0.105049$	$t = 3.433534$ $p = 0.006400$
8/8	/	$t = 3.371031$ $p = 0.007109$

Table 7: Paired t-test on the evaluation of invalid analogies. The test variable is called  $t$  and the p-value  $p$ .

	8/8	8/24
8/3	$t = -45.802195$ $p = 5.926135 \times 10^{-13}$	$t = -22.038142$ $p = 8.294267 \times 10^{-10}$
8/8	/	$t = -2.148662$ $p = 0.057193$

This led us to the choice of randomly sampling 8 invalid analogies from the 24 available, which restored balance while keeping as much variety of invalid analogies as possible. On valid analogies, this new setting (setting 3 in the list above) proved to produce results significantly better than in setting 1 ( $p < 0.01$ ), and there was no significant difference from setting 2 ( $p > 0.1$ ). On invalid analogies, setting 3 was significantly better than setting 2. ( $p < 0.01$ ). Finally, there is a slight difference on invalid analogies between settings 2 and 3 ( $0.05 < p < 0.1$ ), even if the direction differs depending on the language. Detailed paired Student t-tests are reported in Tables 6 and 7. Overall, this new setting 3 with balanced invalid and valid analogies showed comparable results with the best of settings 1 and 2 on both valid and invalid analogies.

## C Performance on Classification with Dropout

In Tables 8 and 9 we provide statistical tests on the significance of the difference of the results displayed in Figure 2 of the main paper.

	0.05	0.1	0.3
0.01	0.00045	$5.00110 \times 10^{-6}$	$6.44357 \times 10^{-15}$
0.05	/	0.00765	$1.56664 \times 10^{-11}$
0.1	/	/	$1.74502 \times 10^{-7}$

Table 8: Independent t-test on the evaluation of valid analogies with different dropout settings.

	0.05	0.1	0.3
0.01	0.00701	0.00653	0.00512
0.05	/	0.83337	0.28144
0.1	/	/	0.38175

Table 9: Independent t-test on the evaluation of invalid analogies with different dropout settings.