

Access Management in Joint Sensing and Communication Systems: Efficiency versus Fairness

Trung Thanh Nguyen, Khaled Elbassioni, Nguyen Cong Luong, Dusit Niyato, *Fellow, IEEE* and Dong In Kim, *Fellow, IEEE*

Abstract—In this paper, we consider a distributed joint sensing and communication (DJSC) system in which multiple radar sensors are deployed. Each radar sensor is equipped with a sensing function and a communication function, and thus it is considered to be a JSC node. The JSC nodes are able to perform sensing their surrounding environments, e.g., weather conditions or available spectrum. Furthermore, they can cooperatively detect and track a common target. The information, i.e., of the environment and target, collected by the JSC nodes is transmitted to a base station (BS), i.e., a data fusion point, for further processing. As such, different aspects of the target to be viewed simultaneously, which significantly improves the performance of the target detection and tracking. However, both the sensing function and communication function require a certain amount of bandwidth for their operations, and deploying multiple JSC nodes may consume a large amount of bandwidth. Therefore, we investigate the bandwidth allocation problem for the DJSC system. In particular, we aim to optimize the bandwidth allocation to the sensing function and the communication function of the JSC nodes. To improve the allocation efficiency while benefiting the spatial diversity advantage of the DJSC systems, the objective is to maximize the sum of sensing performances, i.e., estimation rates, communication performances, i.e., communication data rates, and fairnesses of all the users. The optimization problem is non-convex and difficult to be solved. For this, we propose a fully polynomial time approximation algorithm, and we prove that the approximation algorithm can guarantee a near-optimal solution with an accuracy bound of ϵ . Furthermore, we propose to use a heuristic algorithm with lower complexity. The simulation results show that both the proposed algorithms are able to achieve the solutions close to the optimum in a computationally efficient fashion.

Keywords Joint sensing and communication, spectrum allocation, radar estimation rate, efficiency, fairness.

I. INTRODUCTION

Joint sensing and communication (JSC) has been of significant interest in recent years due to its important benefits. Firstly, JSC enables sensing and communication systems to share spectrum bands with each other, and thus significantly improving the spectrum utilization. Secondly, JSC allows a single hardware platform (such as a UAV or an autonomous vehicle) to concurrently execute both the sensing function and the communication function. As such, JSC improves the efficiency of resources, i.e., spectrum and energy, reduces the system size, and minimizes the system cost. These advantages make JSC become one of the most potential technologies for civilian applications, e.g., autonomous vehicle systems and flying wireless mesh networks [1], and military applications, e.g., flying target tracking [2], airborne system [3] and ground-based systems [4].

Multistatic radar systems [5] are considered to be a distributed JSC (DJSC) system that consists of multiple spatially diverse JSC nodes located in a large area. Each JSC node is equipped with a sensing function and a communication function. The sensing function is to perform sensing surrounding environments, and it is also able to detect and track targets for diverse purposes, e.g., estimating channel quality due to signal obstacles and measuring objects. Meanwhile, the communication function is to transmit the information of environment and the target to a centralized controller, i.e., data fusion point, for further processing. In particular, the spatial diversity of JSC nodes provided by the distributed DJSC system allows different aspects of the target to be viewed simultaneously. As a result, the DJSC system has several advantages compared with the monostatic radar systems. The first advantage is that the DJSC system can collect sensing data from a large area. The second advantage is that the DJSC is able to significantly improve the target detection and tracking performance. This is because of that the spreading of the JSC nodes geometry throughout the surveillance area increases the coverage. As such, the target is likely to be physically close to the JSC nodes during its moving, and thus attaining a higher signal-to-noise ratio (SNR). Moreover, as presented in [6] and [7], the mean-square error (MSE) of the target localization estimation is inversely proportional to the number of active JSC nodes. As such, the DJSC system with multiple JSC nodes can improve significantly the localization accuracy.

However, to exploit the aforementioned advantages, the resource allocation in the DJSC system needs to be addressed. In particular, to increase the surveillance area coverage as well as the localization accuracy, the DJSC system typically deploys a number of JSC nodes. Moreover, each JSC node requires a certain amount of bandwidth for the sensing and communication functions. Due to the fact that the radio resource congestion raises with the rapid growth of IoT devices, the key issue is how to allocate the bandwidth to the sensing and communication functions of the JSC nodes to maximize the efficiency, i.e., maximize the sensing performance and communication performance. Moreover, the bandwidth allocation needs to guarantee the fairness among the JSC nodes. The problem is, in fact, challenging since there is always a conflict between the efficiency and the fairness.

To the best knowledge of authors, this is the first work that addresses both the efficiency and the fairness of the bandwidth allocation in the DJSC system. In particular, we consider a DJSC system that consists of multiple JSC nodes. Each JSC node as a JSC user is equipped with a sensing function

and a communication function. Each user uses its sensing function to sense its surrounding environment, detect and track a common target. The user uses its communication function to transmit the information about the target and the surrounding environments to a base station (BS) for further processing. As a case study, we assume that the sensing function performs the target tracking, and thus we use the estimation rate as the sensing performance. Meanwhile, the communication rate is used as the communication performance. The estimation rate and communication rate are directly proportional to the allocated bandwidth. Thus, the BS needs to perform the bandwidth allocation to the sensing functions and communication functions of the JSC users to maximize the total sensing performance, communication performance, and fairness over JSC nodes.

The main contributions of this paper are summarized as follows.

- 1) We formulate a bandwidth allocation problem for the DJSC system that aims to optimize bandwidth allocation to the sensing and communication functions of the JSC users. The objective is to maximize the sum of sensing performance, i.e., estimation rate, communication performance, i.e., communication data rate, and fairness of the JSC users. Such an objective design aims to maximize the allocation efficiency and to benefit the spatial diversity of the DJSC system. In particular, to benefit the spatial diversity, we introduce a max-min fairness metric in the objective function which gives a higher relative priority to the users with lower estimation and communication rates.
- 2) The optimization problem that aims to maximize the allocation efficiency and fairness is non-convex and difficult to be solved. For this, we propose a fully polynomial time approximation algorithm, namely FPTAS, that is able to find a near-optimal solution. We then prove that the proposed algorithm can guarantee a near-optimal solution with an accuracy of ϵ . In particular, for any arbitrarily small value of $\epsilon \in (0, 1)$, the solution obtained by the proposed algorithm is always at least $1 - \epsilon$ times the optimal value.
- 3) We further propose to use a heuristic algorithm that performs the bandwidth allocation to the JSC users in a greedy manner. The GREEDY algorithm has a linear complexity of $O(N)$, and thus it can be a more suitable solution for the DJSC systems when the short execution time is required.
- 4) We provide simulation results to demonstrate the effectiveness of the proposed algorithms. For this, we introduce the active-set sequential quadratic programming algorithm [8], namely SQP, that is known as the currently best algorithm for solving non-linear optimization. The simulation results show that our proposed algorithms, i.e., FPTAS and GREEDY, outperforms the SQP algorithm in terms of system performance, i.e., the estimation rate, communication rate, and fairness, and execution time.

The rest of the paper is organized as follows. We discuss

relevant works in Section II. In Section III, we describe the DJSC system and formulate the optimization problem. We present the approximation algorithm in Section IV and the greedy heuristic algorithm in Section V. In Section VI, we provide and discuss numerical results to verify the effectiveness and improvement of the proposed algorithms. Section VII concludes this paper.

II. RELATED WORK

Despite of the fact that the DJSC systems own several promising advantages and that the bandwidth allocation is a major issue, the resource management works in the DJSC systems have not been well investigated. In particular, the authors in [11] consider a DJSC system which is divided into multiple radar sensor clusters. Then, the work addresses the power control of radar sensor clusters to minimize their transmit power while satisfying a certain detection criterion. A game theory is adopted to model the power control strategies of the clusters. Activating all the JSC nodes in the DJSC systems can cause high cost, e.g., bandwidth and power. Thus, the work in [6] aims to select a subset of JSC nodes to minimize the total cost while guaranteeing a localization accuracy. Different from [6], the work in [7] considers UAVs to be JSC nodes, and then addresses the joint UAV location, user association, and UAV transmission power control problem to maximize the total network utility, i.e., the total data rate, under the constraint of localization accuracy. In [12] the authors investigate joint power allocation for radar and communication systems. The radar system and communication system share the same bandwidth, and the objective is to maximize the performance of one system with a constraint on the throughput for the other system. The authors in [13] and [14] address the joint power and bandwidth allocation problem for the DJSC systems. In particular, the problem is to determine the transmit power and bandwidth of JSC nodes to minimize the lower-bounds on the MSE of localization accuracy. In [15], the strategy of integrating power and bandwidth allocation to the radar sensor selection problem is proposed for the joint multi-target tracking and detection in a distributed MIMO sensor system.

It should be emphasized in the most of the aforementioned works, efficiency and fairness of resource allocation approaches are not considered, which are very important, especially to the DJSC systems due to the following reasons. First, the DJSC system deploys multiple JSC nodes that can consume a large amount of bandwidth. Meanwhile, the spectrum congestion raises with the growth of IoT devices. Thus, it is necessary to design efficient bandwidth allocation algorithms. Second, to benefit the spatial diversity and to significantly improve the performance of the sensing functions of the DJSC system, the different JSC nodes should be guaranteed to receive adequate bandwidth resources. In other words, the bandwidth allocation algorithms need to be designed to fairness. Due to the conflict of the two criteria, i.e., the efficiency and fairness, most studies have been carried out in past decades on the problem with a single criterion of maximizing efficiency, i.e., throughput in the network,

(e.g., [16]–[18]), or of achieving fairness (see [19] and the surveys [20], [21]). It is very challenging to design a resource allocation scheme to achieve both the efficiency and fairness. In particular, allocating the resources to optimize the utility of worst-off agents may lead to a large worsening of the overall efficiency of the network. Literature shows two main approaches to tackle this issue. The first approach is to model the problem as a two-criteria optimization that simultaneously maximizes both the fairness and efficiency [22]. Another direction is to study the trade-off between fairness and efficiency from which one can look for allocations that satisfy these properties only to some extent [23]–[26]. Beside the two arformentioned approaches, proportional fairness defined based on utility percentage can be also used to measure the trade-off between fairness and efficiency [27]–[30].

III. SYSTEM MODEL AND PROBLEM FORMULATION

A. System Model

We consider a system model as shown in Fig. 1 that includes a set \mathcal{N} of N JSC users, where $\mathcal{N} = \{1, \dots, N\}$. Each user is equipped with a sensing function and a communication function. In particular, the sensing function acts as an individual radar that is used by the user to detect and track a target. For convenience, we will also use the term of radar in the rest of the paper. The information about the target (target velocity and range) received at the radar receivers of the users is collected at a centralized entity, i.e., a base station (BS), for further processing. To transmit their data to the BS, the users use the communication functions through wireless links. Here, the data of each user includes not only the information of the target but also other sensing data, e.g., of weather condition. As a centralized entity, the BS schedules the sensing function and the communication function for each user in each time slot of a time frame. In particular, let F denote the number of time slots in the time frame, and in time slot $j, 1 \leq j \leq F$, the BS can schedule the sensing function or the communication function for user $i, 1 \leq i \leq N$. Note that in the same time slot, the users may not perform the same function. For example, in time slot j , user i can be scheduled to perform the sensing function, and user $k \neq i$ performs the communication function (see Fig. 1). Moreover, in different time slots of a time frame, the user can perform different functions. For example, in time slot $j + 1$, user i can be scheduled to perform the communication function (see Fig. 1). The user is scheduled to perform the same function, i.e., sensing or communication, in the same time slots of the next time frames. For synchronization implementation simplicity, TDMA such as round-robin scheme can be adopted for the function scheduling. To remove the co-channel interference, in each time slot, the BS uses the frequency division multiple access (FDMA) that allocates bandwidth B to the JSC users. In particular, in each time slot $j, 1 \leq j \leq F$, the bandwidth allocation profile for N users is $\mathbf{B}_j = (B_{1,j}, \dots, B_{N,j})$, where $B_{i,j} > 0$ denotes the portion of bandwidth B allocated to JSC user i in time slot j . We have $\sum_{i=1}^N B_{i,j} = B$. In the time slot, each user i can use the allocated bandwidth to perform either the sensing function or the communication function.

Since the total bandwidth B is the same for every time slot, it suffices to consider the optimization problem within one time slot. As such, we can omit the time slot index j from the notation to simplify the presentation. In the case that user i is scheduled to perform the communication function, the user uses bandwidth B_i to transmit its data to the BS with a data rate given by

$$g_i(B_i) \triangleq B_i^C \cdot \log_2 \left(1 + \frac{\|h_i^C\|^2 \cdot P_i^{r,C}}{k_B \cdot T_{\text{temp}} \cdot B_i^C} \right), \quad (1)$$

where k_B is the Boltzmann constant, T_{temp} is the absolute temperature, h_i^C is the communication channel gain from user i to the BS, and $P_i^{r,C}$ is the received power at BS. In particular, $P_i^{r,C}$ is determined as $P_i^{r,C} = \frac{P_i^C G_{i,T}^C G_{i,B}^C}{(4\pi)^2 (d_i^C)^2 (f_c)^2}$, where P_i^C is the communication transmit power of user i , $G_{i,T}^C$ is the communication antenna gain of the user, $G_{i,B}^C$ is the receiving antenna gain of the BS, d_i^C is the distance between the user and the BS, and f_c is the carrier frequency.

In the case that user i performs the sensing function, the user uses bandwidth B_i to transmit radar pulses to the target. Let T_p denote the pulse width, and the pulse repetition interval of the radar signal is $T_{\text{pri}} = T_p/\delta$, where δ is the radar duty factor, i.e., the percentage of the time the radar pulse emits. After receiving the echo from the target, the radar receiver detects and determines parameters such as velocity and range of the target. To measure the sensing performance, we use the estimation rate [4], [9]. The estimation rate is a metric similar to the communication rate that provides a measure of the information about the target. The estimation rate achieved by the JSC user is higher meaning that the amount of information about the target is higher.

Due to the target tracking, the sensing function of the user has some knowledge of the target, i.e., based on the observations in prior time slots, with an amount of fluctuation, and this fluctuation is called process noise. In particular, we consider the range estimation of the sensing function, and thus the process noise for the range fluctuation is a delay fluctuation that is denoted by η_{proc} with variance of σ_{proc}^2 . Then, the estimation rate of the sensing function can be determined by [9]

$$f_i(B_i) \triangleq \frac{1}{2T_{\text{pri}}} \log_2 \left(1 + \frac{\kappa \cdot \|h_i^R\|^2 \cdot P_i^{r,R} \cdot B_i}{k_B \cdot T_{\text{temp}}} \right), \quad (2)$$

where $P_i^{r,R}$ is the power received at the sensing receiver of user i , h_i^R is the roundtrip channel gain from the JSC user to the target, and κ is defined as $\kappa = 8\pi^2 \sigma_{\text{proc}}^2 \gamma^2$, where $\gamma^2 = (2\pi)^2/12$. In particular, $P_i^{r,R}$ is defined as $P_i^{r,R} = \frac{P_i^R (G_i^R)^2 \sigma_{\text{cross}}}{(4\pi)^3 (d_i^R)^4 (f_c)^2}$, where P_i^R is the radar transmit power of user i , G_i^R is the radar antenna gain, d_i^R is the distance between the user and the target, and σ_{cross} is the target cross section.

As B_i is allocated to user i , the utility achieved by user i is defined as

$$u_i(B_i) \triangleq f_i(B_i) + g_i(B_i). \quad (3)$$

It can be seen from (3) that u_i is an increasing function of B_i . Here, we consider a general scenario in which there are

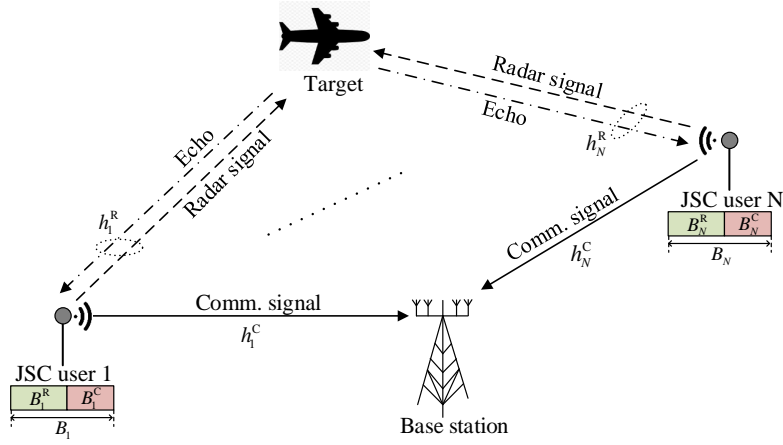


Fig. 1: A DJSC system with a base station as a data fusion.

a lower bound of ξ_i and an upper bound $\bar{\xi}_i$ on the amount of bandwidth B_i allocated to user i . This is due to the fact that in order to make the sensing and communication functions working properly, each user may need to receive at least some fixed amount of bandwidth. The presence of upper bounds is actually a situation in which there is an upper bound on the amount of bandwidth that a user can receive during peak hours (a.k.a access rate), or there is a budget for each user. Without loss of generality, we consider that $\sum_{i \in \mathcal{N}} \underline{\xi}_i \leq B$ and $\sum_{i \in \mathcal{N}} \bar{\xi}_i > B$. Otherwise, the problem is trivial to solve. Also, we consider that $u_i(\underline{\xi}_i) \geq 1$ for every i , without changing optimal solutions of the optimization problem.

B. Optimization Problem

For easy of presentation, for each user $i \in \mathcal{N}$, we introduce two new variables as follows:

$$\tau_i = \frac{\|h_i^C\|^2 \cdot P_i^{r,C}}{k_B \cdot T_{\text{temp}}} \quad \text{and} \quad \nu_i = \kappa \cdot \frac{\|h_i^R\|^2 \cdot P_i^{r,R}}{k_B \cdot T_{\text{temp}}}.$$

Moreover, we denote x_i as a variable indicating the amount of bandwidth assigned to i . Hence, the data rate and estimation rate are rewritten as follows:

$$g_i(x) = x_i \cdot \log_2 \left(1 + \frac{\tau_i}{x_i} \right), \quad f_i(x_i) = \frac{1}{2T_{\text{pri}}} \cdot \log_2 (1 + \nu_i x_i).$$

Correspondingly, the utility function of user i is defined as the total estimation rate and communication rate as follows:

$$u_i(x_i) = f_i(x_i) + g_i(x_i).$$

Then, a vector $\mathbf{x} = (x_1, \dots, x_N) \in [0, B]^N$ is said to be a feasible assignment (or solution) if $\sum_{i \in \mathcal{N}} x_i \leq B$ and $x_i \in [\underline{\xi}_i, \bar{\xi}_i]$ holds for every $i \in \mathcal{N}$. Let $\mathbf{u} = (u_1, \dots, u_N) \in \mathbb{R}_+^N$ denote the utility vector corresponding to a feasible assignment $\mathbf{x} = (x_1, \dots, x_N)$. As mentioned earlier, our work aims to maximize the efficiency and fairness of the bandwidth assignment. In particular, to measure the efficiency of an assignment \mathbf{x} , we use the ℓ_p -norm ($p \geq 1$), which is defined as

$$\mathcal{F}_p(\mathbf{x}) = \|\mathbf{u}\|_p = \left(\sum_{i \in \mathcal{N}} u_i^p(x_i) \right)^{1/p}. \quad (4)$$

To measure the fairness of the assignment, we use the fairness that is defined as

$$\mathcal{F}_{\min}(\mathbf{x}) = \|\mathbf{u}\|_{-\infty} = \min_{i \in \mathcal{N}} \{u_i(x_i)\}.$$

$\mathcal{F}_{\min}(\mathbf{x})$ is also called the egalitarian welfare of an assignment \mathbf{x} , and the maximum egalitarian social welfare is said to be max-min fair. As a centralized entity of the DJSC system, the BS aims to maximize both the efficiency and the fairness of an assignment of bandwidth to users, under the bandwidth constraint. Thus, the optimization problem of the BS, namely FEO¹, is to find a feasible bandwidth allocation \mathbf{x} to maximize the efficiency and fairness as follows:

$$\text{FEO} \quad \max_{\mathbf{x} \in \mathbb{R}_{\geq 0}^N} \mathcal{F}(\mathbf{x}) = \alpha \cdot \mathcal{F}_p(\mathbf{x}) + (1 - \alpha) \cdot \mathcal{F}_{\min}(\mathbf{x}) \quad (5)$$

$$\text{s.t.} \quad \sum_{i \in \mathcal{N}} x_i \leq B, \quad (6)$$

$$x_i \in [\underline{\xi}_i, \bar{\xi}_i], \quad i \in \mathcal{N}, \quad (7)$$

where p, α are the scalar parameters $p \geq 1$ and $\alpha \in [0, 1]$. The meaning of the value of α is as follows. For $\alpha = 0$, the value of \mathcal{F} is the utility of the worst-off users in the allocation, while for $\alpha = 1$, the value of \mathcal{F} is the sum of the p powers of the utility of users. For α that is strictly between 0 and 1, the value of \mathcal{F} is a convex combination of these classical objectives. Using such an objective function \mathcal{F} is one of the well-known methods that can help to balance the trade-off between the efficiency and the fairness. In general, the objective function \mathcal{F} is neither convex nor concave², leading to a non-convex optimization problem. Hence, there is no standard algorithm for exactly solving such a problem. Therefore, we develop a polynomial time algorithm to determine a near-optimal solution. In fact, for an arbitrary small $\epsilon > 0$, the algorithm can theoretically guarantee the value of its found solution \mathbf{x} to be within a factor of $1 - \epsilon$ of the optimal value. The running time of the algorithm is a polynomial in the input size and in $\frac{1}{\epsilon}$. Here, the input size \mathcal{I} is the total size in binary encoding of the parameters needed to describe FEO. These parameters

¹FEO stands for fair and efficiency optimization.

²The proof of the nonconvexity of \mathcal{F}_p is given in Appendix.

include $N, B, \kappa, k_B, T_{\text{temp}}, T_{\text{pri}}, h_i^C, h_i^R, P_i^{r,C}, P_i^{r,R}, \underline{\xi}_i, \bar{\xi}_i$, for all $i \in \mathcal{N}$.

C. The Efficiency-Fairness Trade-off

Our work aims to maximize the efficiency and the fairness of the bandwidth allocation in the DJSC system. However, there is a trade-off between the efficiency and fairness in the sense that maximizing the efficiency of an allocation might lead to a reduction in its fairness (see an example given in Appendix VII-B). In particular, given a certain value of α , what the efficiency loss might be, and what the fairness loss might be. To present the trade-off between the efficiency and the fairness, we adapt the work in [10] which introduces the concepts of *price of fairness* and *price of efficiency*. For $\alpha \in [0, 1]$, let \mathbf{x}_α be an optimal solution to FEO with respect to α . We also call such a solution an α -allocation. The efficiency loss is the difference between the maximum system efficiency and the efficiency under the fair scheme, that is, $\mathcal{F}_p(\mathbf{x}_1) - \mathcal{F}_p(\mathbf{x}_\alpha)$. The price of fairness with respect to α is denoted by $\text{POF}(\alpha)$ and defined as

$$\text{POF}(\alpha) = \frac{\mathcal{F}_p(\mathbf{x}_1) - \mathcal{F}_p(\mathbf{x}_\alpha)}{\mathcal{F}_p(\mathbf{x}_1)}.$$

The price of fairness $\text{POF}(\alpha)$ is a nonnegative and less than one, and it measures the percentage of efficiency loss of an α -allocation.

Similarly, we can define the fairness loss and the price of efficiency. The fairness loss is the difference between the fairness metric evaluated with the max-min fair allocation and that evaluated with the α -fair allocation, i.e., $\mathcal{F}_{\min}(\mathbf{x}_0) - \mathcal{F}_{\min}(\mathbf{x}_\alpha)$. Then, we can consider the fairness loss relative to the maximum value of the fairness metric to be the price of efficiency that is denoted by POE and defined as

$$\text{POE}(\alpha) = \frac{\mathcal{F}_{\min}(\mathbf{x}_0) - \mathcal{F}_{\min}(\mathbf{x}_\alpha)}{\mathcal{F}_{\min}(\mathbf{x}_0)}.$$

The price of efficiency $\text{POE}(\alpha)$ can be interpreted as the percentage loss in the minimum utility guarantee compared to the maximum minimum utility guarantee.

In general, both $\text{POF}(\alpha)$ and $\text{POE}(\alpha)$ are functions of α over the domain $[0, 1]$. In general, the best value of α to balance efficiency and fairness can be explained through experiments, which is discussed in Section VI.

IV. AN APPROXIMATION ALGORITHM

In this section, we aim at solving the FEO problem defined by (5)-(7), by designing an approximation algorithm, namely FPTAS. The result is stated in the following theorem:

Theorem 1. *For arbitrary small constant $\delta \in (0, 1)$, there is an algorithm for finding a solution \mathbf{x} to the FEO problem such that the objective value $\mathcal{F}(\mathbf{x})$ is within a factor of $1 - \delta$ of the optimal value. The execution time of the algorithm is polynomial in $\frac{1}{\delta}$ and in the input size.*

The remaining of this section is devoted to presenting the proof of Theorem 1.

First, we fix $p \in \mathbb{N}_{\geq 1}$ and an accuracy $\delta \in (0, 1)$. Let $\delta = 6\epsilon$. Let \mathbf{x}^* be an optimal solution of FEO, and denote $\mathcal{F}(\mathbf{x}^*) = \text{OPT}$. We show how to find a solution \mathbf{x} with $\mathcal{F}(\mathbf{x}) \geq (1 - \delta) \cdot \mathcal{F}(\mathbf{x}^*)$, by using the algorithm FPTAS. A formal description can be found in Algorithm 1. At a high level, it can be divided into three phases as follows.

- Phase I: Transforming FEO into a parameterized problem, in which the second term of the objective, namely $\mathcal{F}_{\min}(\mathbf{x})$, is put into constraint, using a parameter ϕ . The resulting problem, denoted by $\text{FEO}(\phi)$, is then approximately solved via solving a sequence of problems of suitable fixed values of ϕ (see Section IV-A).
- Phase II: Solving $\text{FEO}(\phi)$ for fixed values of ϕ to optimality. Particularly, we aim to find near-optimal solutions to such problems, within an accuracy depending solely on ϵ (see Section IV-B).
- Phase III: Selecting the solution with the maximum value among the solutions obtained in Phase II.

Algorithm 1 FPTAS

Input: $\{f_i, g_i, \bar{\xi}_i, \underline{\xi}_i\}_{i \in \mathcal{N}}$, and accuracy $\delta > 0$

Output: A solution \mathbf{x} with $\mathcal{F}(\mathbf{x}) \geq (1 - \delta) \cdot \text{OPT}$

- 1: $\epsilon \leftarrow \delta/6$;
 - 2: Solve (12) to obtain a value $\bar{\phi}$, using bisection method
 - 3: $\mathcal{S} \leftarrow \{(1 + \epsilon)^h \mid h = 0, 1, \dots, \lceil \log_{1+\epsilon} \bar{\phi} \rceil\}$
 - 4: **for** $\phi \in \mathcal{S}$ **do**
 - 5: Solve $\text{FEO}(\phi)$, defined in (8)-(11), using Algorithm 2
 - 6: Let \mathbf{x}^ϕ be the obtained solution
 - 7: **end for**
 - 8: $\mathbf{x} \leftarrow \arg \max\{\mathcal{F}(\mathbf{x}^\phi) \mid \mathbf{x}^\phi, \phi \in \mathcal{S}\}$
 - 9: **return** \mathbf{x}
-

In what follows, we will explain in details the phases of the algorithm FPTAS. Phase I is discussed in Section IV-A. At the heart of FPTAS is Algorithm 2 for solving $\text{FEO}(\phi)$ in Phase II, which is presented in Section IV-B. Finally, in Section IV-C we will analyze the performance and complexity of FPTAS, which complete the proof of Theorem 1. To be more focused, some results are stated without proofs, but they can be found in Appendix.

A. Phase I–Parameterization

To solve FEO, the idea is introduce a constraint related to \mathcal{F}_{\min} in the FEO problem. In particular, we consider the ϕ -parametrized FEO as follows:

$$\text{FEO}(\phi) \quad \max_{\mathbf{x} \in \mathbb{R}_{\geq 0}^N} \quad \alpha \cdot \mathcal{F}_p(\mathbf{x}) + (1 - \alpha) \cdot \phi \quad (8)$$

$$\text{s.t.} \quad \sum_{i \in \mathcal{N}} x_i \leq B, \quad (9)$$

$$\mathcal{F}_{\min}(\mathbf{x}) \geq \phi, \quad (10)$$

$$x_i \in [\underline{\xi}_i, \bar{\xi}_i], \quad i \in \mathcal{N}, \quad (11)$$

where $\phi \in \mathbb{R}_{> 0}$. Since the utility functions are increasing, we can assume that the equality in (9) is replaced by a " \leq ". It is observed that $\text{FEO}(\phi)$ may not be feasible, as there may not exist any feasible solution satisfying the constraints in (9),

(10) and (11), for some value ϕ . To deal with this issue, we may restrict the value of ϕ to the range $[\phi_1^*, \phi_2^*]$, where

$$\begin{aligned}\phi_1^* &= \min_{\xi \leq \mathbf{x} \leq \bar{\xi}} \mathcal{F}_{\min}(\mathbf{x}) = \mathcal{F}_{\min}(\underline{\xi}) = \min_{i \in \mathcal{N}} \{u_i(\underline{\xi}_i)\}, \\ \phi_2^* &= \max_{\xi \leq \mathbf{x} \leq \bar{\xi}} \{\mathcal{F}_{\min}(\mathbf{x}) : \sum_{i \in \mathcal{N}} x_i \leq B\} = \phi^*.\end{aligned}\quad (12)$$

Claim 1. *We can compute an approximate value of ϕ^* , says $\bar{\phi}$, to within any accuracy $\delta' > 0$. Furthermore, by choosing a suitable value of δ' as a function of ϵ , we can guarantee that $\bar{\phi} \geq (1 - \epsilon) \cdot \phi^*$.*

We denote by $\text{OPT}(\phi)$ as the optimal value of $\text{FEO}(\phi)$, with respect to a given parameter ϕ . From Claim 1, we can prove that

$$\max_{1 \leq \phi \leq \bar{\phi}} \{\text{OPT}(\phi)\} \geq (1 - \epsilon) \cdot \max_{1 \leq \phi \leq \phi^*} \{\text{OPT}(\phi)\} = (1 - \epsilon) \cdot \text{OPT}.\quad (13)$$

We now find $\phi \in [1, \bar{\phi}]$ such that $\text{OPT}(\phi)$ is maximized. For this, we consider two subproblems. The first one is to determine the value of $\text{FEO}(\phi)$ with a fixed value of ϕ . After the first subproblem is solved, the second subproblem is to determine ϕ that maximizes $\text{OPT}(\phi)$. Note that the second subproblem is nonconvex (as discussed earlier). Hence, we propose a discrete method to find its approximate solutions. For this purpose, we partition the interval $[1, \bar{\phi}]$ into disjoint intervals as follows.

$$[1, \bar{\phi}] = \bigcup_{h=0}^{H-1} [(1 + \epsilon)^h, (1 + \epsilon)^{h+1}) \cup [(1 + \epsilon)^H, \bar{\phi}],$$

where $H = \lceil \log_{1+\epsilon} \bar{\phi} \rceil$. Let $\mathcal{S} = \{(1 + \epsilon)^h \mid h = 0, 1, \dots, H\}$. Then, we have the following lemma:

Lemma 1. *It holds that*

$$\max_{\phi \in \mathcal{S}} \{\text{OPT}(\phi)\} \geq (1 - \epsilon) \cdot \max_{1 \leq \phi \leq \bar{\phi}} \{\text{OPT}(\phi)\}.$$

Proof: Suppose that $\tilde{\phi} = \arg \max \{\text{OPT}(\phi) \mid 1 \leq \phi \leq \bar{\phi}\}$. Then, it must hold that $\tilde{\phi}$ belongs to some intervals in $[(1 + \epsilon)^h, (1 + \epsilon)^{h+1})$ for some values of $h \in \{0, 1, \dots, H\}$. It is clear that every feasible solution to $\text{FEO}(\tilde{\phi})$ is also feasible to $\text{FEO}((1 + \epsilon)^h)$. Let \mathbf{x} be an optimal solution to $\text{FEO}(\tilde{\phi})$. Then, \mathbf{x} is also feasible to $\text{FEO}((1 + \epsilon)^h)$, and we have

$$\begin{aligned}\text{OPT}((1 + \epsilon)^h) &= \alpha \cdot \mathcal{F}_p(\mathbf{x}) + (1 - \alpha) \cdot (1 + \epsilon)^h \\ &\geq \alpha \cdot \mathcal{F}_p(\mathbf{x}) + (1 - \alpha) \cdot \frac{\tilde{\phi}}{1 + \epsilon} \\ &\geq \frac{1}{1 + \epsilon} (\alpha \cdot \mathcal{F}_p(\mathbf{x}) + (1 - \alpha) \cdot \tilde{\phi}).\end{aligned}$$

By the definition of $\tilde{\phi}$ and the fact that $\epsilon > 0$, the proof of Lemma 1 is completed. ■

Lemma 1 together with (13) imply that

$$\max_{\phi \in \mathcal{S}} \{\text{OPT}(\phi)\} \geq (1 - \epsilon) \cdot \text{OPT},\quad (14)$$

and thus solving FEO is now to find the solution to a series of problems $\text{FEO}(\phi)$ for $\phi \in \mathcal{S}$. We propose an approximation scheme, FPTAS, for solving such parameterized problems in the next section.

B. Phase II—Solving $\text{FEO}(\phi)$

By fixing $h \in \{0, 1, \dots, H\}$ and considering that $\phi = (1 + \epsilon)^h$, we develop Algorithm 2 for solving $\text{FEO}(\phi)$. The key idea is to discretize $\text{FEO}(\phi)$ as a *multiple-choice Knapsack problem* (MCKP) [31], which can be then well approximated by adapting dynamic programming techniques. In what follows we assume w.l.o.g that $\alpha \neq 0$.

To simplify the presentation, we ignore the constant term $(1 - \alpha)\phi$ in the objective function of $\text{FEO}(\phi)$, as this does not change optimal solutions to the original problem. We denote the problem, obtained from $\text{FEO}(\phi)$ by replacing $\mathcal{F}(\mathbf{x})$ by $\mathcal{F}_p(\mathbf{x})$, as $\overline{\text{FEO}}(\phi)$. Algorithm 2 essentially consists of two main steps:

- *Discretization:* Relaxing $\overline{\text{FEO}}(\phi)$ as a binary optimization problem with only 0-1 variables, which is called $\text{MCKP}(\phi)$.
- *Solving $\text{MCKP}(\phi)$:* Running dynamic programming on $\text{MCKP}(\phi)$.

1) *Discretization:* Let $\bar{\mathbf{x}}$ be an optimal solution to $\overline{\text{FEO}}(\phi)$. First, we derive a *positive* lower bound L on $\mathcal{F}_p(\bar{\mathbf{x}})$, which can be defined as $L \triangleq \mathcal{F}_p(\underline{\xi})$. For each $i \in \mathcal{N}$, we define

$$u_i^j \triangleq \frac{\epsilon L}{\sqrt[j]{N}} (1 + \epsilon)^j, \quad (15)$$

for $j = 0, 1, \dots, K_i \triangleq \lceil \log_{(1+\epsilon)} \frac{\sqrt[N]{N} u_i(\bar{\xi}_i)}{\epsilon L} \rceil$. As $u_i(\cdot)$ is strictly monotone increasing, then $u_i(x) = u_i^j$, for $j = 0, 1, \dots, K_i$, has a unique positive root x_i^j in the interval $(0, \bar{\xi}_i]$. Given any desired accuracy $\epsilon_i > 0$, we can approximate this root to within an absolute error of ϵ_i using the bisection method:

$$|\tilde{x}_i^j - x_i^j| \leq \epsilon_i, \quad (16)$$

in time $O(\log_2 \frac{u_i(\bar{\xi}_i)}{\epsilon_i})$, where \tilde{x}_i^j denotes the approximate root. Furthermore, one can show the following Lemma (its proof can be found in Appendix).

Lemma 2. *By choosing ϵ_i small enough, e.g., $\epsilon_i := \frac{\epsilon^2 L}{\sqrt[N]{N}} : \left(\frac{\nu_i}{2T_{\text{pri}}} + \frac{\tau_i c_i \sqrt[N]{N}}{\epsilon L} \right)$, for some positive number c_i , it follows that $|u_i(\tilde{x}_i^j) - u_i(x_i^j)| \leq \epsilon u_i(x_i^j)$.*

Lemma 2 implies that

$$u_i(\tilde{x}_i^j) \leq u_i(x) \leq \frac{(1 + \epsilon)^2}{1 - \epsilon} u_i(\tilde{x}_i^j), \quad (17)$$

for all $j = 0, 1, \dots, K_i - 1$ and $x \in [\tilde{x}_i^j, \tilde{x}_i^{j+1}]$. Note that for $x \in [\tilde{x}_i^j, \tilde{x}_i^{j+1}]$, we have

$$u_i(\tilde{x}_i^j) \leq u_i(x) \leq u_i(\tilde{x}_i^{j+1}). \quad (18)$$

By combining (18) with (17), we have

$$\begin{aligned}u_i(x) &\leq (1 + \epsilon) u_i(x_i^{j+1}) = (1 + \epsilon) (1 + \epsilon)^{j+1} \frac{\epsilon L}{\sqrt[N]{N}} \\ &= (1 + \epsilon)^2 u_i(x_i^j) \leq \frac{(1 + \epsilon)^2}{1 - \epsilon} u_i(\tilde{x}_i^j).\end{aligned}$$

The following lemma estimates the execution time required for the above discrete process. Let

$$\omega = \max_{i \in \mathcal{N}} \left\{ \log_2^2 u_i(\bar{\xi}_i) \cdot \log_2 \left(\frac{\nu_i}{2T_{\text{pri}}} + \tau_i c_i \right) \right\}, \quad (19)$$

where $c_i = \max\{2, 2 \log_2 \frac{r_i}{\epsilon}\}$.

Lemma 3. *The discretization can be implemented in time $\text{TIME}_{\text{discrete}} = O(\frac{1}{\epsilon} \log_2^2 \frac{1}{\epsilon} \cdot N \cdot \omega)$.*

We now show how to relax $\overline{\text{FEO}}(\phi)$ as a MCKP(ϕ) problem. Recall that in multiple-choice knapsack problem, given a set of N users and a discrete demand set D_i for each user i , a profit function³ $U_i : D_i \rightarrow \mathbb{R}_+$, generates the profit for user i if its demand $d_i \in D_i$ is fulfilled. Given a bound B on the total demand, the objective is to choose a demand $d_i \in D_i$ for each user, so as to maximize the total profit $\sum_{i \in \mathcal{N}} U_i(d_i)$ subject to $\sum_{i \in \mathcal{N}} d_i \leq B$. Mathematically, we can formulate the problem as a binary linear program:

$$\begin{aligned} \max \quad & \sum_{i \in \mathcal{N}} \sum_{k=1}^{|D_i|} U_i(d_{ik}) \cdot z_{ik} \\ \text{s.t.} \quad & \sum_{i \in \mathcal{N}} \sum_{k=1}^{|D_i|} d_{ik} \cdot z_{ik} \leq B, \\ & \sum_{k=1}^{|D_i|} z_{ik} = 1, \quad \text{for } i \in \mathcal{N} \\ & z_{ik} \in \{0, 1\}, \quad \text{for } i \in \mathcal{N}, k = 1, \dots, |D_i|, \end{aligned}$$

where $z_{ik} = 1$ indicates that the demand d_{ik} is chosen from the set D_i by user i .

We can model the discretized version of $\overline{\text{FEO}}(\phi)$ as an MCKP(ϕ) as follows. For user i , we define D_i as the set of $\xi_i, \bar{\xi}_i$ and roots \tilde{x}_i^j for which the utility of the user is greater than or equal to ϕ . We define the profit function of user i by $U_i(d_i) \triangleq (u_i(d_i))^p$, for every $d_i \in D_i$.

The following lemma gives the relationship between $\overline{\text{FEO}}(\phi)$ and its discrete version, MCKP(ϕ), in terms of solution.

Lemma 4. *Given an optimal solution $\{x_i^*\}_i$ for $\overline{\text{FEO}}(\phi)$, there is a feasible solution $\{d_i\}_i$ to MCKP(ϕ) such that $(\sum_{i \in \mathcal{N}} U_i(d_i))^{1/p} \geq (1 - 4\epsilon) \cdot \mathcal{F}_p(\bar{\mathbf{x}})$.*

Proof: We have $(\mathcal{F}_p(\bar{\mathbf{x}}))^p = \sum_{i \in \mathcal{N}} (u_i(x_i^*))^p$. Let \bar{d}_i be the largest element in $\{\tilde{x}_i^j\}_j$ such that $\bar{d}_i \leq x_i^*$. We define the solution $\{d_i\}_i$ to MCKP(ϕ) as $d_i \triangleq \bar{d}_i$. Note that this gives a solution to MCKP(ϕ) with finite utility. Let J be the set of users in which for each user i in the set, $u_i(x_i^*) \geq \frac{\epsilon L}{\sqrt[p]{N}}$. Then by (17), for any $i \in J$, we have $u_i(\bar{d}_i) \geq \frac{(1-\epsilon)}{(1+\epsilon)^2} u_i(x_i^*)$. On the other hand,

$$\sum_{i \notin J} (u_i(x_i^*))^p \leq \left(\frac{\epsilon L}{\sqrt[p]{N}} \right)^p \cdot N \leq \epsilon^p \cdot (\mathcal{F}_p(\bar{\mathbf{x}}))^p,$$

as $N \geq 1$. It follows that

$$\begin{aligned} \sum_{i \in \mathcal{N}} U_i(d_i) &\triangleq \sum_{i \in \mathcal{N}} (u_i(d_i))^p \geq \sum_{i \in \mathcal{N}} (u_i(\bar{d}_i))^p \\ &\geq \frac{(1-\epsilon)^p}{(1+\epsilon)^{2p}} \sum_{i \in J} (u_i(x_i^*))^p \\ &\geq \frac{(1-\epsilon)^p (1-\epsilon^p)}{(1+\epsilon)^{2p}} (\mathcal{F}_p(\bar{\mathbf{x}}))^p \\ &\geq \frac{(1-\epsilon)^{2p}}{(1+\epsilon)^{2p}} (\mathcal{F}_p(\bar{\mathbf{x}}))^p \geq (1-4\epsilon)^p (\mathcal{F}_p(\bar{\mathbf{x}}))^p, \end{aligned}$$

³We use the terms ‘‘profit function’’ here to differentiate it from ‘‘utility function’’.

for $\epsilon \in (0, 1)$ and $p \geq 1$. Therefore,

$$\left(\sum_{i \in \mathcal{N}} U_i(d_i) \right)^{1/p} \geq (1 - 4\epsilon) \cdot \mathcal{F}_p(\bar{\mathbf{x}}), \quad (20)$$

and this completes the proof of Lemma 4. \blacksquare

Algorithm 2

Input: $\{f_i, g_i, \bar{\xi}_i, \xi_i\}_{i \in \mathcal{N}}$, ϕ , and accuracy $\delta > 0$

Output: A solution \mathbf{x}^ϕ with $\mathcal{F}(\mathbf{x}^\phi) \geq (1 - \delta) \cdot \text{OPT}(\phi)$

// Setting the lower bound on $\text{OPT}(\phi)$

$$1: L \leftarrow \left(\sum_{i \in \mathcal{N}} \left(u_i(\xi_i) \right)^p \right)^{1/p}$$

$$2: \epsilon \leftarrow \delta/6;$$

// Discretization

3: **for** $i = 1$ **to** N **do**

$$4: \quad K_i \leftarrow \left\lceil \log_{(1+\epsilon)} \frac{\sqrt[p]{N} u_i(\bar{\xi}_i)}{\epsilon L} \right\rceil$$

$$5: \quad \tilde{x}_i^j \leftarrow \text{root of } u_i(x) = \frac{\epsilon L}{\sqrt[p]{N}} (1+\epsilon)^j, j \in [K_i] \cup \{0\}$$

$$6: \quad D_i \triangleq \{\tilde{x}_i^j\}_j \cup \{\xi_i, \bar{\xi}_i\} \cap \{x_i : u_i(x_i) \geq \phi\}$$

$$7: \quad U_i(d_i) \leftarrow (f_i(d_i) + g_i(d_i))^p \text{ for } d_i \in D_i$$

8: **end for**

// Approximately solve MCKP(ϕ)

$$9: \theta \leftarrow \frac{\epsilon}{N} \cdot \max_{i,k} \{U_i(d_{ik})\}$$

10: **for** $i = 1$ **to** N **do**

$$11: \quad \tilde{U}_i(d_i) \leftarrow \lfloor \frac{U_i(d_i)}{\theta} \rfloor, \text{ for } d_i \in D_i$$

12: **end for**

13: Apply **DP** with $\{N, N', \{D_i, \tilde{U}_i\}_{i \in \mathcal{N}}\}$ as input to obtain a solution $\{d_i^*\}_{i \in \mathcal{N}}$

14: **return** $\{d_i^*\}_{i \in \mathcal{N}}$ as \mathbf{x}^ϕ

2) *A dynamic program (DP) for MCKP(ϕ):* Given an input $\{D_i, U_i\}_{i \in \mathcal{N}}$ of MCKP(ϕ), for each $i \in \mathcal{N}$, we can scale its utility by $\lfloor \frac{U_i(d_i)}{\theta} \rfloor$, for all $d_i \in D_i$. As shown in [31], to speed up DP, one can choose θ as $\frac{\epsilon Z}{N}$, where Z is the value of an optimal solution to the linear programming (LP) relaxation of MCKP(ϕ), in which the 0-1 variables z_{ik} are replaced by continuous ones in the interval $[0, 1]$. This LP can be solved in linear time in N (see, e.g., [32]). The dynamic program applied to the MCKP(ϕ) with the scaled input can be described Algorithm 3. We denote $\zeta_i(a)$ as the minimal bandwidth of a solution of the subproblem consisting of the classes D_1, \dots, D_N with total utility equal to q . If no solution with utility q exists, we set $\zeta_i(a) := B + 1$. Let $k_i = |D_i|$ for $i \in \mathcal{N}$, and let $N' := \lceil N/\epsilon \rceil$. By the scaling procedure, DP may not be guaranteed to attain an exact optimal solution to MCKP(ϕ). Nevertheless, the advantage of the algorithm is that it has a polynomial complexity and provides a near-optimal solution with a bound on the quality, as stated in Lemma 5 and Lemma 6 below.

Lemma 5 ([31]). *The value of the solution $\{d_i^*\}_{i \in \mathcal{N}}$ returned by Algorithm 3 is at least $1 - \epsilon$ times the optimal value of MCKP(ϕ).*

The complexity of DP is stated in following lemma, whose proof can be found in Appendix.

Lemma 6. *The dynamic programming can be implemented in time $\text{TIME}_{\text{DP}} = O(\frac{1}{\epsilon^2} \log_2 \frac{1}{\epsilon} N^2 \max_{i \in \mathcal{N}} \{\log_2 u_i(\xi_i)\})$.*

Algorithm 3 DP**Input:** $N, N', \{D_i, \tilde{U}_i\}_{i \in \mathcal{N}}$ **Output:** A solution $\{d_i^*\}_{i \in \mathcal{N}}$

// Initialization step

1: $\zeta_0(0) \leftarrow 0$
 2: **for** $a \in \{1, \dots, N'\}$ **do**
 3: $\zeta_0(a) \leftarrow B + 1$
 4: **end for**

// Recursion step

5: **for** $i \in \mathcal{N}$ **do**
 6: **for** $a \in \{0, 1, \dots, N'\}$ **do**
 7: compute $\zeta_i(a)$ as

$$\min \begin{cases} \zeta_{i-1}(a - \tilde{U}_i(d_{i1})) + d_{i1} & \text{if } a \geq \tilde{U}_i(d_{i1}) \\ \zeta_{i-1}(a - \tilde{U}_i(d_{i2})) + d_{i2} & \text{if } a \geq \tilde{U}_i(d_{i2}) \\ \dots\dots\dots \\ \zeta_{i-1}(a - \tilde{U}_i(d_{ik_i})) + d_{ik_i} & \text{if } a \geq \tilde{U}_i(d_{ik_i}) \end{cases}$$

8: **end for**
 9: **end for**
 10: $t \leftarrow \max\{a \mid \zeta_N(a) \leq B\}$
 11: **return** Solution $\{d_i^*\}_{i \in \mathcal{N}}$ corresponding to the value t .

We conclude this section by providing the complexity of Algorithm 2. One can see that this complexity is dominated by that of the discretization process, and of the dynamic programming algorithm. Therefore, from Lemma 3 and Lemma 6, it follows that the overall complexity of Algorithm 2, $\text{TIME}_{\text{Alg}_2}$, is upper bound by $O(\text{TIME}_{\text{discrete}} + \text{TIME}_{\text{DP}}) = O(\frac{1}{\epsilon^2} \log_2^2 \frac{1}{\epsilon} N^2 \omega)$, where ω is given in (19), due to Lemma 3 and Lemma 6.

Lemma 7. *The Algorithm 2 can be implemented in time $\text{TIME}_{\text{Alg}_2} O(\frac{1}{\epsilon^2} \log_2^2 \frac{1}{\epsilon} N^2 \omega)$.*

C. Performance and Complexity analysis

In this section we will analyze the complexity and the performance of Algorithm 2, and thus complete the proof of Theorem 1.

Performance analysis: We show that the solution \mathbf{x} returned by FPTAS fulfills the quality bound of $\mathcal{F}(\mathbf{x}) \geq (1 - 6\epsilon) \cdot \text{OPT} = (1 - \delta) \cdot \text{OPT}$, as desired. To accomplish this goal, we first prove that the solution $\{d_i^*\}_{i \in \mathcal{N}}$ (or \mathbf{x}^ϕ) obtained by the DP has the value of at least $1 - 5\epsilon$ times the optimal value of $\text{FEO}(\phi)$. Let $\{d_i\}_{i \in \mathcal{N}}$ be the solution to $\text{MCKP}(\phi)$ defined in Lemma 4, and recall that $\bar{\mathbf{x}}$ is the optimal solution to $\text{FEO}(\phi)$. By Lemma 5, we have that

$$\begin{aligned} \left(\sum_{i \in \mathcal{N}} U_i(d_i^*) \right)^{1/p} &\geq (1 - \epsilon)^{1/p} \left(\sum_{i \in \mathcal{N}} U_i(d_i) \right)^{1/p} \\ &\geq (1 - \epsilon)(1 - 4\epsilon) \cdot \mathcal{F}_p(\bar{\mathbf{x}}) \\ &\geq (1 - 5\epsilon) \cdot \mathcal{F}_p(\bar{\mathbf{x}}), \end{aligned}$$

where the second inequality follows from (20) and the fact that $p \geq 1$ and $\epsilon > 0$. On the other hand, we have

$$\begin{aligned} \mathcal{F}(\mathbf{x}^\phi) &= \alpha \left(\sum_{i \in \mathcal{N}} U_i(d_i^*) \right)^{1/p} + (1 - \alpha)\phi \\ &\geq \alpha(1 - 5\epsilon) \cdot \mathcal{F}_p(\bar{\mathbf{x}}) + (1 - \alpha)\phi \\ &\geq (1 - 5\epsilon) \cdot \text{OPT}(\phi), \end{aligned}$$

as $\epsilon < 1/5$.

Since \mathbf{x} is returned by FPTAS, it must hold that

$$\mathcal{F}(\mathbf{x}) = \max_{\phi \in \mathcal{S}} \{\mathcal{F}(\mathbf{x}^\phi)\} \geq (1 - 5\epsilon) \cdot \max_{\phi \in \mathcal{S}} \{\text{OPT}(\phi)\}.$$

Finally, using (14), we obtain

$$\mathcal{F}(\mathbf{x}) \geq (1 - 5\epsilon)(1 - \epsilon) \cdot \text{OPT} \geq (1 - 6\epsilon) \cdot \text{OPT}. \quad (21)$$

Complexity analysis: Since $\delta = 6\epsilon$, it suffices to prove that the execution time of FPTAS is a polynomial in $\frac{1}{\epsilon}$ and in the input size. Indeed, we observe from the previous section that an upper bound on the execution time of FPTAS is $O(|\mathcal{S}| \cdot \text{TIME}_{\text{Alg}_2})$, where $\text{TIME}_{\text{Alg}_2} = O(\frac{1}{\epsilon^2} \log_2^2 \frac{1}{\epsilon} N^2 \omega)$, as shown in Lemma 7. We now upper bound the size of \mathcal{S} . Note that $|\mathcal{S}| = H \leq \log_{1+\epsilon} \bar{\phi}$, and by the definition of $\bar{\phi}$ we have that $\bar{\phi} \leq \mathcal{F}_{\min}(\bar{\xi}) = \min_{i \in \mathcal{N}} \{u_i(\bar{\xi}_i)\} \leq \max_{i \in \mathcal{N}} \{u_i(\bar{\xi}_i)\}$. Hence, $|\mathcal{S}| \leq \log_2 \bar{\phi} / \log_2(1 + \epsilon) \leq \frac{1}{\epsilon} \max_{i \in \mathcal{N}} \{\log_2 u_i(\bar{\xi}_i)\}$, as $0 < \epsilon < 1$. Finally, it follows that the execution time of FPTAS is

$$O\left(\frac{1}{\epsilon^3} \log_2^2 \frac{1}{\epsilon} N^2 \omega \max_{i \in \mathcal{N}} \{\log_2 u_i(\bar{\xi}_i)\}\right), \quad (22)$$

which, by the definition of ω , is polynomial in $\frac{1}{\epsilon}$ and in the input size.

V. A HEURISTIC ALGORITHM

The approximation algorithm presented in the previous section can mathematically guarantee that the solution is arbitrarily closed to its optimal value as long as the value of ϵ is small enough. However, its execution time, i.e., running time, is cubic in the input size and in $\frac{1}{\epsilon}$, and thus is not a *strongly polynomial-time algorithm*⁴. In this section, we propose to use a heuristic algorithm, namely GREEDY, to solve FEO. The advantage of GREEDY is that it runs in linear time in N . The general idea is to find an allocation (B_1, \dots, B_N) of bandwidth among users in a greedy manner. In particular, the GREEDY allocates an amount of bandwidth of $\underline{\xi}_i$ to user i in order to fulfill the constraints in (11). The remaining amount of bandwidth, B' , is greedily allocated to the users according to ratios of their utility gains. For this, the algorithm first computes, for each user i , the ratio $\delta_i = \frac{u_i(\bar{\xi}_i) - u_i(\underline{\xi}_i)}{\bar{\xi}_i - \underline{\xi}_i}$. The algorithm then assigns to each user i an amount of bandwidth which is proportional to δ_i with a proportionality coefficient of exactly B' . Algorithm 4 shows steps to implement the GREEDY algorithm. It can simply be verified that the GREEDY algorithm has a linear complexity of $O(N)$. Surprisingly, as shown in the next section, the GREEDY algorithm can significantly improve the performance in terms of fairness and efficiency compared with the baseline algorithm.

⁴A strongly polynomial algorithm is a polynomial in the number of users, and is independent of the input size.

Algorithm 4 GREEDY

Input: $\{f_i, g_i, \bar{\xi}_i, \underline{\xi}_i\}_{i \in \mathcal{N}}$, a capacity B
Output: An allocation (B_1, \dots, B_N)

- 1: Construct a vector $S = \{\delta_i = \frac{u_i(\bar{\xi}_i) - u_i(\underline{\xi}_i)}{\bar{\xi}_i - \underline{\xi}_i} \mid i \in \mathcal{N}\}$
// Normalize vector S
 - 2: $\bar{\delta}_i \leftarrow \frac{\delta_i}{\sum_{i \in \mathcal{N}} \delta_i}$, for $i \in \mathcal{N}$
 - 3: $\bar{S} \leftarrow (\bar{\delta}_i)_{i \in \mathcal{N}}$
// Allocate bandwidth to users based on \bar{S}
 - 4: $B \leftarrow B - \sum_{i \in \mathcal{N}} B_i$
 - 5: **if** $B > 0$ **then**
 - 6: $B_i \leftarrow \underline{\xi}_i + \min\{\bar{\xi}_i - \underline{\xi}_i, \bar{\delta}_i \cdot B\}$, for $i \in \mathcal{N}$
 - 7: **end if**
 - 8: **return** (B_1, \dots, B_N)
-

VI. NUMERICAL RESULTS

In this section, we present experimental results to evaluate our two proposed algorithms, i.e., the FPTAS and GREEDY algorithms. For the comparison purpose, we introduce the active-set sequential quadratic programming (SQP) algorithm [8], which is known as the best algorithm for nonlinear programming, as the baseline algorithm.

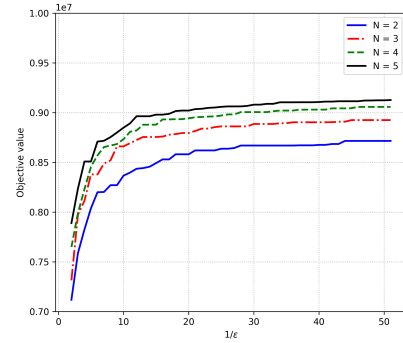
For the evaluation purpose, we consider a DJSC system in which the number of users is $N \in \{2, 3, \dots, 10\}$. To measure the efficiency of the proposed resource allocation algorithms, we use the Euclidean norm ℓ_2 for $\mathcal{F}_p(\mathbf{x})$, i.e., $p = 2$. All the involved channels in the DJSC system are uniformly distributed in the interval $(0.5, 1)$. The upper bound is $\bar{\xi}_i = 10^7$, and the lower bound is $\underline{\xi}_i = 10^4$. We implement all the algorithms using Python on an INTEL Core i7, 1.5 GHz, with 16 GB of RAM. Other simulation parameters are given in Table I, which are also similar to those in [9] and [33]. In particular, the accuracy parameter, i.e., ϵ , and the weight parameter, i.e., α , are the important parameters, whose values significantly impact the system performance and execution time of the FPTAS algorithm. Thus, in the followings, we first evaluate the proposed algorithm, i.e., the FPTAS algorithm, by varying ϵ and α , which can help us to select the proper values of ϵ and α . Then, we compare the proposed algorithms and the baseline algorithm. We highlight that the term of efficiency refers to the objective of maximizing the total estimation rate and communication rate over the users.

A. Evaluation of the FPTAS Algorithm

First, we recall that ϵ is considered to be an accuracy parameter. As ϵ is small, the algorithm can obtain an accurate solution, but requires more execution time. To show how to properly select ϵ , we change the value of $1/\epsilon$, and the objective values obtained by the FPTAS algorithm are shown in Fig. 2. As seen, for a given number of users, the objective value increases with the increase of $1/\epsilon$, i.e., the decrease of ϵ . Especially, the objective value seems to keep unchanged as $1/\epsilon > 10$, i.e., $\epsilon < 0.1$. As mentioned earlier, as ϵ is smaller, the execution time is longer. Therefore, for the trade-off between the objective value and the execution time, we select $\epsilon = 0.1$ as a simulation parameter.

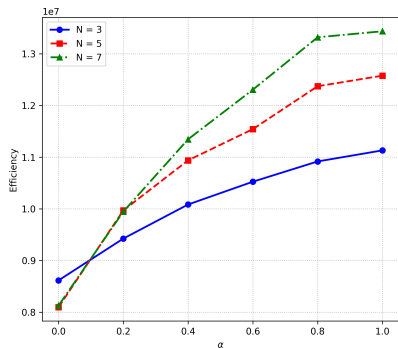
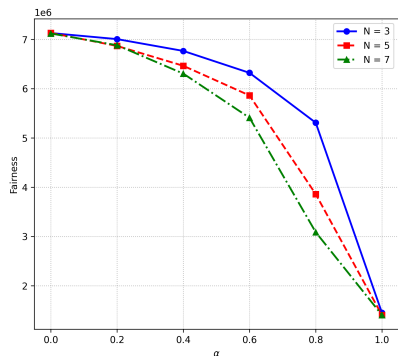
TABLE I: Simulation parameters

Parameters	Value
Total bandwidth (B)	10^7 Hz
Carrier frequency (f_c)	10^8 Hz
Communication range (d_c^C)	10^2 m
Communication transmit power (P_i^C)	43 dBm
Gain of communication antenna of JCS users ($G_{i,T}^C$)	19 dB
Gain of receiving antenna of the BS ($G_{i,B}^C$)	19 dB
Target range (d_i^R)	5×10^3 m
Radar antenna gain (G_i^R)	30 dBi [9]
Radar transmit power (P_i^R)	100 kW [9]
Target cross section (σ_{cross})	10 m^2
σ_{proc}	10^2 m
k_B	1.38×10^{-23}
T_{temp}	10^3
T_{pri}	10^{-5}

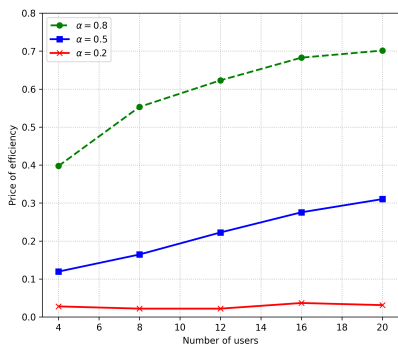

 Fig. 2: Objective value obtained by FPTAS versus ϵ .

For the selection of the weight parameter, i.e., α , this task is generally challenging due to the conflict between the efficiency and fairness. Therefore, it is important and necessary to discuss the trade-off between the efficiency and fairness as α varies. The simulation results are shown in Figs. 3, 4, 5, 6, and 7. As seen from Fig. 3, as α increases, the efficiency obtained by FPTAS increases. This is obvious since according to (5), as α increases, the FPTAS algorithm aims to improve the efficiency rather than the fairness. It can be further seen from Fig. 3 that as N increases, the efficiency increases. This is simply because of the property of logarithmic function used in the definition of both the sensing and communication functions. Based on (5), we can simply explain that the fairness obtained by FPTAS decreases as α increases as shown in Fig. 4. Furthermore, the fairness obtained by FPTAS decreases as the number of user increases. The reason is that given a fixed amount of bandwidth, the more users there are, the less utility the worst-off user has.

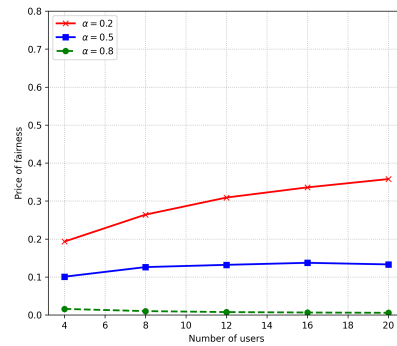
Now, we set α to some certain values and we discuss the the price of fairness and the price of efficiency, denoted by $\text{POF}(\alpha)$ and $\text{POE}(\alpha)$, respectively. In particular, we set $\alpha = 0.2, 0.5, 0.8$. The simulation results are illustrated in Figs. 5 and 6. As seen from Fig. 5, as α increases, the POE increases. This is again consistent with the definition of the objective function, i.e., FEO. Also, POE increases with the number of users. However, given a small value of α , i.e., $\alpha = 0.2$, the POE is small, i.e., ≤ 0.05 , and seems to not change as N varies. Given a value of $\alpha = 0.2$, the weight of

Fig. 3: Efficiency versus weight parameter α .Fig. 4: Fairness versus weight parameter α .

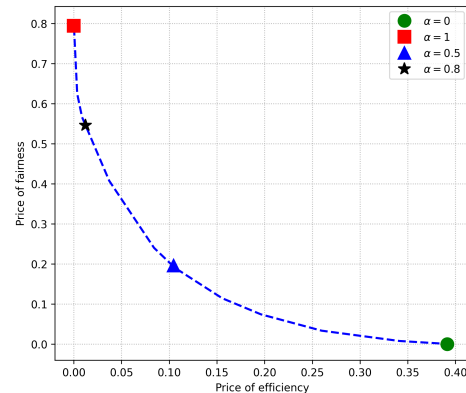
0.8 is associated with the fairness, which is quite close to 1 at which we achieve the full fairness. Consequently, the change in the loss of fairness, i.e., POE, is small and does not much depend on the number of users. However, as shown in Fig. 6, given $\alpha = 0.2$, POF significantly increases as the number of users increases. In contrast to the case with $\alpha = 0.2$, given $\alpha = 0.8$, POF is small, i.e., 0.01, and keeps unchanged over the number of users, but POE considerably increases as N increases.

Fig. 5: Price of efficiency of FPTAS versus the number of users and α .

The results in Figs. 5 and 6 show that there is a significant loss in fairness or efficiency as $\alpha = 0.2$ or 0.8, respectively. The results further imply that $\alpha = 0.5$ can be an appropriate selection to balance the trade-off between POF and POE. To further demonstrate this point, Fig. 7 shows POF versus

Fig. 6: Price of fairness of FPTAS versus the number of users and α .

POE in the case of $N = 5$ users. We define that $\alpha = 0$ is corresponding to the full fairness and $\alpha = 1$ is corresponding to the full efficiency. As seen, if we choose $\alpha = 0$, i.e., the full fairness, the loss of efficiency is nearly 80% compared with full efficiency. Also, if we choose $\alpha = 1$, i.e., the full efficiency, the loss of fairness is nearly 40% compared with the full fairness. Meanwhile, if we select $\alpha = 0.5$, there is only 10% loss in the fairness and nearly 20% loss in the efficiency compared with the full fairness and full efficiency, respectively.

Fig. 7: POF versus POE for $N = 5$ users.

In summary, we set the accuracy parameter as $\epsilon = 0.1$ and the weight parameter as $\alpha = 0.5$ for the performance comparison, which is presented in the next section.

B. Performance Comparison

Our work aims to maximize the system performance with the objective function including the efficiency and fairness. Moreover, the sensing function as a radar performs the target tracking, and thus the execution time of the algorithms needs to be considered. Therefore, in this section, we compare the algorithms in terms of the objective value and execution time, which are shown in Figs. 8, 10, 9, and Table II. Note that the objective value is the value of objective function $\mathcal{F}(\mathbf{x})$ in (5), which is the weighted sum of the achievable efficiency and fairness.

Fig. 8 illustrates the performances obtained by the FPTAS, GREEDY, and SQP algorithms when the number of users

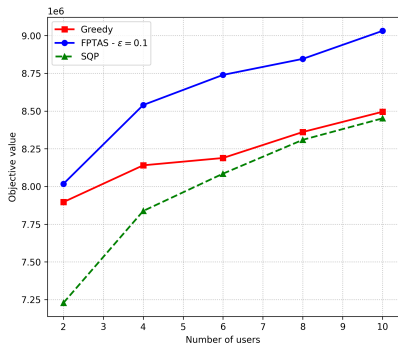


Fig. 8: Performances obtained by FPTAS, GREEDY, and SQP algorithms versus the number of users.

vary. As seen, the objective values obtained by the proposed algorithms, i.e., FPTAS and GREEDY, are higher than those obtained by the SQP algorithm over the number of users. This means that the total efficiency and fairness obtained by the proposed algorithms are higher than those obtained by the baseline algorithm.

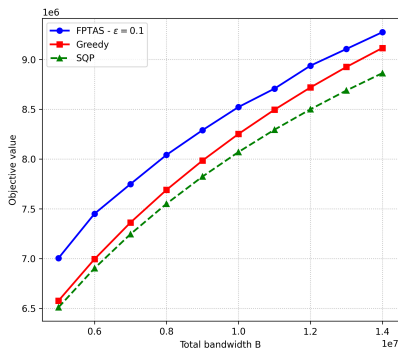


Fig. 9: Objective value versus the total bandwidth.

Next, we examine how the performances obtained by the FPTAS, GREEDY, and SQP algorithms vary as the total bandwidth B varies. Here, we fix the number of users to $N = 5$ and vary the value of B in the range $[5 \times 10^6, 1.4 \times 10^7]$. As shown in Fig. 9, over the values of B , the objective values obtained by the FPTAS and GREEDY algorithms are always much higher than that obtained by the SQP algorithm. Moreover, as the total bandwidth B increases, the objective values obtained by all the algorithms increase. This is due to fact that the objective function (i.e., defined in $\mathcal{F}(\mathbf{x})$) is (strictly) increasing on its domain.

Finally, we compare the execution time of the algorithms, and the results are shown in Fig. 10. As seen, the execution time of the proposed algorithms, e.g., GREEDY, are much shorter than those of the SQP. This is due to the fact that the GREEDY algorithm has a linear complexity of $O(N)$. It can be seen from Fig. 10 that the execution time of most of algorithms increases as the number of users N increases. In particular, the increase of execution time of FPTAS is polynomial in N . This is consistent with our complexity analysis in (22) that the execution time is quadratic in N . Meanwhile, GREEDY has a linear complexity of $O(N)$, and thus the increase of execution

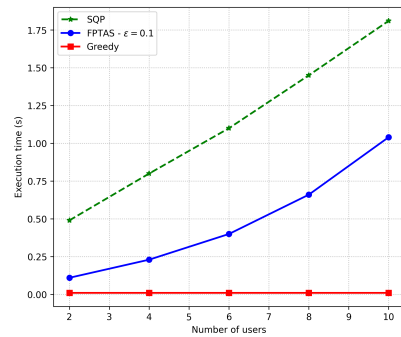


Fig. 10: Execution time of FPTAS, GREEDY, and SQP.

time of GREEDY seems to remain unchanged as N increases, when compared to that of FPTAS.

N	FPTAS		GREEDY	
	obj.	time	obj.	time
2	11%	4.5	9.2%	180
4	9.0%	3.4	3.9%	180
6	8.0%	2.8	1.3%	180
8	6.5%	2.2	0.6%	180
10	6.9%	1.8	0.5%	180

TABLE II: A summary of the objective values and execution time obtained by FPTAS and GREEDY, compared with the SQP algorithm.

To clearly demonstrate how our proposed algorithms improve the performance compared with SQP, we use Table II. In the table, the “obj.” column shows the percentage of objective value that FPTAS and GREEDY improve compared with SQP, and the “time” column presents how many times the proposed algorithms executes faster than SQP. As seen, the FPTAS algorithm can improve the objective value up to 11% compared with SQP, while keeping the execution time faster. Especially, the execution time of GREEDY is 180 times faster compared with SQP while improving the objective value up to 9.2%.

The results demonstrate that compared with the baseline algorithm, our proposed algorithms better adapt the low delay requirements of the radar systems. Clearly, our proposed algorithms are scalable. Furthermore, the FPTAS algorithm can be a good choice if we aim to achieve a higher objective value within reasonable execution time, i.e., up to one second for $N = 10$ users. Meanwhile, GREEDY will be a better alternative if we need short execution time, i.e., less than 1% second.

VII. CONCLUSION

In this paper, we have investigated the bandwidth allocation problem in the DJSC system. First, we have formulated the optimization problem that aims to optimize bandwidth allocation to the sensing and communication functions of the JSC users. The objective is to maximize the total sensing performance, i.e., estimation rate, communication performance,

i.e., communication data rate, and the max-min fairness of all the users. To solve the non-convex problem, we propose the polynomial time approximation algorithm that is able to find a near-optimal solution. To further reduce the execution time, we propose to use the heuristic algorithm that performs the bandwidth allocation to the JSC users in a greedy manner. We have provided simulation results to demonstrate the improvement and effectiveness of the proposed algorithms, compared with the active-set sequential quadratic programming algorithm, which is known as the currently best algorithm for solving non-linear optimization. The simulation results further showed that the heuristic algorithm can be a more suitable solution to the DJSC systems when the short execution time is required.

APPENDIX

A. The non-concavity of \mathcal{F}_p

We prove that \mathcal{F}_p is neither concave nor convex for $p \geq 2$. Let $\Gamma_i(x) = (f_i(x) + g_i(x))^p$ over the interval $[0, B]$, where $p \in \mathbb{R} \setminus \{0\}$, and the second order derivative of $\Gamma_i(x)$ can be determined as follows:

$$\begin{aligned} \Gamma_i''(x) = & -\frac{p}{\ln 2} \left(\frac{2\nu_i^2}{T_{\text{pri}}(1+\nu_i x)^2} + \frac{\tau_i^2}{x(x+\tau_i)^2} \right) \times \\ & \times \left(\frac{2}{T_{\text{pri}}} \ln(\nu_i x + 1) + x \ln\left(\frac{\tau_i}{x} + 1\right) \right)^{p-1} \\ & + \frac{(p-1)p}{\ln 2} \left(\frac{2}{T_{\text{pri}}} \frac{\nu_i}{\nu_i x + 1} - \frac{\tau_i}{\tau_i + x} + \ln\left(\frac{\tau_i}{x} + 1\right) \right)^2 \times \\ & \times \left(\frac{2}{T_{\text{pri}}} \ln(\nu_i x + 1) + x \ln\left(\frac{\tau_i}{x} + 1\right) \right)^{p-2}. \end{aligned}$$

For $p > 1$, we can verify that $\Gamma_i''(x)$ may take both negative and positive values over $[0, B]$, and thus $\Gamma_i(x)$ is neither convex nor concave. Indeed, we consider a simple form of the function when $p = 2$, $\tau_i = \nu_i = 1$ and $T_{\text{pri}} = 2$. Then, we can compute $\Gamma_i''(x)$ as follows:

$$-\frac{2(\ln(x+1) - \ln^2(\frac{1}{x}+1))x^2 + (\ln(\frac{1}{x}+1) - \ln^2(\frac{1}{x}+1))x}{x(x+1)\ln 2},$$

for which $\Gamma_i''(1/3) \cdot \Gamma_i''(1) < 0$ holds.

B. Trade-off between Efficiency and Fairness

Consider an example with two users whose utility functions are given as follows. W.l.o.g we can assume that the total bandwidth is 1. Let

$$u_1(x) = x \log_2\left(1 + \frac{1}{x}\right) + \log_2(1+x), \text{ and}$$

$$u_2(x) = (1-x) \log_2\left(1 + \frac{2}{1-x}\right) + \log_2(2-x),$$

where $x \in (0, 1)$ denotes the amount of bandwidth allocated to user 1. Consider the case with $p = 1$. Then, the maximum efficiency of the instance problem is computed as $\max_{x \in (0, 1)} \{u_1(x) + u_2(x)\}$. This is convex problem as the function is concave, and thus one can easily find its optimal point $x = 0.38$, with the corresponding efficiency of 2.2, as shown in Fig 11. Note that, at this point, the utilities of the two

users are respectively 0.81 and 1.06, resulting in the fairness of 0.81. On the other hand, it is seen that the maximum fairness is achieved at the intersection point of the two functions u_1 and u_2 , which gives each user an equal utility of $1.38 > 0.81$. This follows the fact that we can improve efficiency only at the cost of increasing fairness and vice versa, making a trade-off between the efficiency and the fairness of bandwidth allocation.

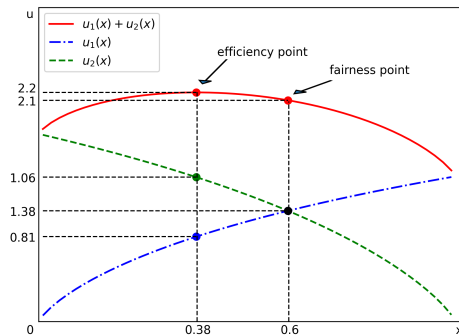


Fig. 11: Trade-off between efficiency and fairness.

C. Proof of Lemma 2

Recall that a continuous function $u : \mathbb{R} \rightarrow \mathbb{R}$ is c -Lipschitz if for all x and x' (in the domain of u), $|u(x) - u(x')| \leq c|x - x'|$, and a sufficient condition for this is that $|u'(x)| \leq c$ for all x . Note that $u_i'(0) = \infty$, and thus we need to restrict u_i to an interval that is sufficiently away from 0.

Claim 2. We can choose $y_0 > 0$ such that the root y_i^1 (at which $u_i(y_i^1) = \frac{\epsilon L}{\sqrt[p]{N}}$) lies in the interval $[y_0, \bar{\xi}_i]$.

Proof: Let $c_i > 1$ be a constant and $y_1 := \frac{\epsilon L}{2c_i \sqrt[p]{N}}$. Then, based on the definition of u_i , we can express $u_i(y_1)$ as follows:

$$\begin{aligned} u_i(y_1) = f_i(y_1) + g_i(y_1) = & \frac{1}{2T_{\text{pri}}} \cdot \log_2 \left(1 + \frac{\nu_i \epsilon L}{2c_i \sqrt[p]{N}} \right) \\ & + \frac{\epsilon L}{2c_i \sqrt[p]{N}} \log_2 \left(1 + \frac{c_i \sqrt[p]{N} \tau_i}{\epsilon L} \right). \end{aligned}$$

If $\frac{\sqrt[p]{N} \tau_i}{\epsilon L} \leq 2$, then $c_i = 3$ and $g_i(y_0) \leq \frac{\epsilon L}{\sqrt[p]{N}} \cdot \frac{\log_2 6}{3} < \frac{\epsilon L}{\sqrt[p]{N}}$. Otherwise, let $c_i = 2 \log_2 \frac{\sqrt[p]{N} \tau_i}{\epsilon L}$. Then

$$\begin{aligned} g_i(y_1) & \leq \frac{\epsilon L}{2c_i \sqrt[p]{N}} \log_2 \left((1 + c_i) \frac{\sqrt[p]{N} \tau_i}{\epsilon L} \right) \\ & = \frac{\epsilon L}{2 \sqrt[p]{N}} \left(\frac{\log_2(1 + c_i)}{c_i} + \frac{1}{e} \right) < \frac{\epsilon L}{2 \sqrt[p]{N}}, \end{aligned}$$

using the inequality $\log(1 + ea) < (e - 1)a$, which is valid for all $a \geq 1$.

Otherwise, given a positive value of y_2 with $y_2 < \frac{1}{\tau_i} (2 \frac{T_{\text{pri}} \epsilon L}{\sqrt[p]{N}} - 1)$, we have $f_i(y_2) < \frac{\epsilon L}{2 \sqrt[p]{N}}$. Due to the monotone increasing of $f_i(x) + g_i(x)$, it is enough to choose $0 < y_0 < \min\{y_1, y_2\}$ such that $f_i(y_0) + g_i(y_0) < \frac{\epsilon L}{\sqrt[p]{N}}$. Hence, we have $u_i(y_0) < \frac{\epsilon L}{\sqrt[p]{N}}$ and the root y_i^1 (at which $u_i(y_i^1) = \frac{\epsilon L}{\sqrt[p]{N}}$) lies in the interval $[y_0, \bar{\xi}_i]$. ■

Now, for any x in the interval $[y_0, \bar{\xi}_i]$, we have

$$\begin{aligned} u'_i(x) &= f'_i(x) + g'_i(x) \\ &= \frac{\nu_i}{2T_{\text{pri}}} \cdot \frac{1}{1 + \nu_i x} + \log_2 \left(\frac{\tau_i + x}{x} \right) - \frac{\tau_i}{\tau_i + x} \\ &\leq \frac{\nu_i}{2T_{\text{pri}}} + \log_2 \left(\frac{\tau_i c_i \sqrt[p]{N}}{\epsilon L} + 1 \right) \\ &\leq \frac{\nu_i}{2T_{\text{pri}}} + \frac{\tau_i c_i \sqrt[p]{N}}{\epsilon L}. \end{aligned}$$

By the Lipschitz condition mentioned above, it follows that we should select

$$\epsilon_i := \frac{\epsilon^2 L}{\sqrt[p]{N}} : \left(\frac{\nu_i}{2T_{\text{pri}}} + \frac{\tau_i c_i \sqrt[p]{N}}{\epsilon L} \right),$$

such that

$$|u_i(\tilde{x}_i^j) - u_i(x_i^j)| \leq \left(\frac{\nu_i}{2T_{\text{pri}}} + \frac{\tau_i c_i \sqrt[p]{N}}{\epsilon L} \right) |\tilde{x}_i^j - x_i^j| \leq \epsilon u_i(x_i^j).$$

D. Proof of Lemma 3

Proof: Let $\epsilon_0 = \min_{i \in \mathcal{N}} \epsilon_i$. The discretization asks to find, for each $i \in \mathcal{N}$, a solution \tilde{x}_i^j to the equation $u_i(x) = u_i^j$, for $j = 0, 1, \dots, K_i$. Hence, the overall complexity of this process, $\text{TIME}_{\text{discrete}}$, is bounded by $O(T)$, where

$$\begin{aligned} T &= \sum_{i \in \mathcal{N}} \left(\log_2 \frac{u_i(\bar{\xi}_i)}{\epsilon_i} \cdot \log_{(1+\epsilon)} \frac{\sqrt[p]{N} u_i(\bar{\xi}_i)}{\epsilon L} \right) \\ &\leq \frac{1}{\log_2(1+\epsilon)} \cdot \sum_{i \in \mathcal{N}} \left(\log_2 \frac{u_i(\bar{\xi}_i)}{\epsilon_i} \cdot \log_2 \frac{u_i(\bar{\xi}_i)}{\epsilon} \right) \\ &\leq \frac{1}{\epsilon} \cdot \log_2 \frac{1}{\epsilon} \cdot \log_2 \frac{1}{\epsilon_0} \cdot N \cdot \max_{i \in \mathcal{N}} \{ \log_2^2 u_i(\bar{\xi}_i) \}, \end{aligned}$$

where the first inequality follows from the fact that $L = (\sum_{i \in \mathcal{N}} (u_i(\bar{\xi}_i))^p)^{1/p} \geq \sqrt[p]{N}$ and $u_i(\bar{\xi}_i) \geq 1$ for all i . while the second inequality is because $\epsilon_0 \leq \epsilon_i$ for all i . On the other hand, from the definition of ϵ_i we have that

$$\log_2 \left(\frac{1}{\epsilon_i} \right) \leq \log_2 \left(\frac{\frac{\nu_i}{2T_{\text{pri}}} + \tau_i c_i}{\epsilon^3} \right) \leq \log_2 \left(\frac{\nu_i}{2T_{\text{pri}}} + \tau_i c_i \right) \cdot \log_2 \frac{1}{\epsilon^3}.$$

Therefore, it holds that

$$\log_2 \left(\frac{1}{\epsilon_0} \right) \leq \log_2 \frac{1}{\epsilon^3} \cdot \max_{i \in \mathcal{N}} \left\{ \log_2 \left(\frac{\nu_i}{2T_{\text{pri}}} + \tau_i c_i \right) \right\}.$$

This follows that

$$T \leq \frac{3}{\epsilon} \log_2^2 \frac{1}{\epsilon} \cdot N \cdot \omega,$$

where $\omega = \max_{i \in \mathcal{N}} \left\{ \log_2^2 u_i(\bar{\xi}_i) \cdot \log_2 \left(\frac{\nu_i}{2T_{\text{pri}}} + \tau_i c_i \right) \right\}$. Also, note that $c_i = \max\{2, 2 \log_2 \frac{\sqrt[p]{N} \tau_i}{\epsilon L}\} \leq \max\{2, 2 \log_2 \frac{\tau_i}{\epsilon}\}$, as $\sqrt[p]{N} \leq L$. This completes the proof of Lemma 3. ■

E. Proof of Lemma 6

Proof: It is not difficult to see that the execution time of **DP** is $\text{TIME}_{\text{DP}} = O(N' \cdot \sum_{i \in \mathcal{N}} |D_i|) = O(\frac{1}{\epsilon} N \cdot \sum_{i \in \mathcal{N}} K_i)$, where $K_i \leq 1 + \log_{(1+\epsilon)} \frac{\sqrt[p]{N} u_i(\bar{\xi}_i)}{\epsilon L} \leq 1 + \frac{1}{\epsilon} \log_2 \frac{1}{\epsilon} \log_2 u_i(\bar{\xi}_i)$. Hence, $\text{TIME}_{\text{DP}} = O(\frac{1}{\epsilon^2} \log_2^2 \frac{1}{\epsilon} N^2 \max_{i \in \mathcal{N}} \{ \log_2 u_i(\bar{\xi}_i) \})$. ■

REFERENCES

- [1] D. Ma, N. Shlezinger, T. Huang, Y. Liu, and Y. C. Eldar, "Joint radar-communication strategies for autonomous vehicles: Combining two key automotive technologies," *IEEE signal processing magazine*, vol. 37, no. 4, pp. 85–97, 2020.
- [2] H. El-Kamchouchy, K. Saada, and A. E.-D. S. Hafez, "An accurate multistatic radar rcs (mracs) for airhawk f117 stealthy target," in *IEEE International Conference on Computer Modelling and Simulation*, 2013, pp. 734–738.
- [3] J. Wang, X. Liang, L. Chen, L.-N. Wang, and S.-N. Shi, "Joint wireless communication and high resolution sar imaging using airborne mimo radar system," in *IEEE International Geoscience and Remote Sensing Symposium*, 2019, pp. 2511–2514.
- [4] N. C. Luong, X. Lu, D. T. Hoang, D. Niyato, and D. I. Kim, "Radio resource management in joint radar and communication: A comprehensive survey," *IEEE Communications Surveys & Tutorials*, vol. 23, no. 2, pp. 780 – 814, Secondquarter 2021.
- [5] X. Wang, T. Huang, and Y. Liu, "Resource allocation for random selection of distributed jammer towards multistatic radar system," *IEEE Access*, 2021.
- [6] H. Godrich, A. P. Petropulu, and H. V. Poor, "Power allocation strategies for target localization in distributed multiple-radar architectures," *IEEE Transactions on Signal Processing*, vol. 59, no. 7, pp. 3226–3240, 2011.
- [7] X. Wang, Z. Fei, J. A. Zhang, J. Huang, and J. Yuan, "Constrained utility maximization in dual-functional radar-communication multi-uav networks," *IEEE Transactions on Communications*, vol. 69, no. 4, pp. 2660–2672, 2020.
- [8] H. J. Ferreau, C. Kirches, A. Potschka, H. G. Bock, and M. Diehl, "qpsoas: A parametric active-set algorithm for quadratic programming," *Mathematical Programming Computation*, vol. 6, no. 4, pp. 327–363, 2014.
- [9] A. R. Chiriyath, B. Paul, and D. W. Bliss, "Radar-communications convergence: Coexistence, cooperation, and co-design," *IEEE Transactions on Cognitive Communications and Networking*, vol. 3, no. 1, pp. 1–12, 2017.
- [10] D. Bertsimas, V. F. Farias, and N. Trichakis, "On the efficiency-fairness trade-off," *Manag. Sci.*, vol. 58, pp. 2234–2250, 2012.
- [11] A. Deligiannis, A. Panoui, S. Lambrothar, and J. A. Chambers, "Game-theoretic power allocation and the nash equilibrium analysis for a multistatic MIMO radar network," *IEEE Trans. Signal Process.*, vol. 65, no. 24, pp. 6397–6408, 2017.
- [12] F. Wang and H. Li, "Joint power allocation for radar and communication co-existence," *IEEE Signal Process. Lett.*, vol. 26, no. 11, pp. 1608–1612, 2019.
- [13] N. Garcia, A. M. Haimovich, M. Coulon, and M. Lops, "Resource allocation in mimo radar with multiple targets for non-coherent localization," *IEEE Transactions on Signal Processing*, vol. 62, no. 10, pp. 2656–2666, 2014.
- [14] Z. Li, J. Xie, H. Zhang, H. Xiang, and Z. Zhang, "Adaptive sensor scheduling and resource allocation in netted collocated mimo radar system for multi-target tracking," *IEEE Access*, vol. 8, pp. 109976–109988, 2020.
- [15] H. Zhang, J. Xie, J. Shi, Z. Zhang, and X. Fu, "Sensor scheduling and resource allocation in distributed MIMO radar for joint target tracking and detection," *IEEE Access*, vol. 7, pp. 62387–62400, 2019.
- [16] E. H. Modiano, D. Shah, and G. Zussman, "Maximizing throughput in wireless networks via gossiping," in *Proceedings of the Joint International Conference on Measurement and Modeling of Computer Systems, SIGMETRICS/Performance 2006, Saint Malo, France, June 26-30, 2006*, R. A. Marie, P. B. Key, and E. Smirni, Eds. ACM, 2006, pp. 27–38.
- [17] R. Srinivasan, D. M. Blough, L. M. Cortés-Pena, and P. Santi, "Maximizing throughput in mimo networks with variable rate streams," in *2010 European Wireless Conference (EW)*, 2010.
- [18] K. Chi, X. Wei, Y. Li, and X. Tian, "Throughput maximization in wireless powered communication networks with minimum node throughput requirement," *Int. J. Commun. Syst.*, vol. 31, no. 15, 2018.
- [19] X. Yin, X. Zhou, R. Huang, Y. Fang, and S. Li, "A fairness-aware congestion control scheme in wireless sensor networks," *IEEE Trans. Veh. Technol.*, vol. 58, no. 9, pp. 5225–5234, 2009.
- [20] W. Ogryczak, H. Luss, D. Nace, and M. Pióro, "Fair optimization and networks: Models, algorithms, and applications," *J. Appl. Math.*, vol. 2014, pp. 340913:1–340913:3, 2014.
- [21] H. Shi, R. V. Prasad, E. Onur, and I. G. Niemegeers, "Fairness in wireless networks: Issues, measures and challenges," *IEEE Commun. Surv. Tutorials*, vol. 16, no. 1, pp. 5–24, 2014.

- [22] W. Ogryczak, A. Wierzbicki, and M. Milewski, "A multi-criteria approach to fair and efficient bandwidth allocation," *Omega*, vol. 36, no. 3, pp. 451–463, 2008.
- [23] A. Tang, J. Wang, and S. H. Low, "Is fair allocation always inefficient," in *Proceedings IEEE INFOCOM 2004, The 23rd Annual Joint Conference of the IEEE Computer and Communications Societies, Hong Kong, China, March 7-11, 2004*. IEEE, 2004.
- [24] E. Danna, S. Mandal, and A. Singh, "A practical algorithm for balancing the max-min fairness and throughput objectives in traffic engineering," in *Proceedings of the IEEE INFOCOM 2012, Orlando, FL, USA, March 25-30, 2012*, A. G. Greenberg and K. Sohrawy, Eds. IEEE, 2012, pp. 846–854.
- [25] C. Joe-Wong, S. Sen, T. Lan, and M. Chiang, "Multiresource allocation: Fairness-efficiency tradeoffs in a unifying framework," *IEEE/ACM Trans. Netw.*, vol. 21, no. 6, pp. 1785–1798, 2013.
- [26] Z. Song, Q. Ni, K. Navaie, S. Hou, S. Wu, and X. Sun, "On the spectral-energy efficiency and rate fairness tradeoff in relay-aided cooperative ofdma systems," *IEEE Transactions on Wireless Communications*, vol. 15, no. 9, pp. 6342–6355, 2016.
- [27] F. Kelly, A. Maulloo, and D. Tan, "Rate control for communication networks: shadow prices, proportional fairness and stability," *Journal of the Operational Research Society*, vol. 49, 02 1998.
- [28] E. L. Li, M. Pal, and Y. R. Yang, "Proportional fairness in multi-rate wireless lans," in *INFOCOM 2008. 27th IEEE International Conference on Computer Communications, Joint Conference of the IEEE Computer and Communications Societies, 13-18 April 2008, Phoenix, AZ, USA*. IEEE, 2008, pp. 1004–1012.
- [29] I. W. Mustika and I. Nurcahyani, "Proportional fairness with adaptive bandwidth allocation for video service in downlink lte," in *2015 IEEE International Conference on Communication, Networks and Satellite (COMNESTAT)*, 2015, pp. 54–59.
- [30] A. Abdel-Hadi and C. Clancy, "A utility proportional fairness approach for resource allocation in 4g-lte," in *2014 International Conference on Computing, Networking and Communications (ICNC)*, 2014, pp. 1034–1040.
- [31] H. Kellerer, U. Pferschy, and D. Pisinger, *Knapsack problems*. Springer, 2004.
- [32] M. E. Dyer, "An $O(n)$ algorithm for the multiple-choice knapsack linear program," *Mathematical Programming*, vol. 29, pp. 57–63, 1984.
- [33] D. W. Bliss, "Cooperative radar and communications signaling: The estimation and information theory odd couple," in *2014 IEEE Radar Conference*. IEEE, 2014, pp. 0050–0055.