

Syzygies of string modules for special biserial algebras

Discrete models and the SBStrips package for GAP

Joe Allen

Abstract

We present discrete models of special biserial (SB) algebras and their string modules, drawing inspiration from cellular automata, and cast new light on patterns among syzygies. We explore applications of our models to open questions in homological algebra regarding certain triangulated subcategories of derived categories, with implications for the finitistic dimension conjectures.

More pertinently, our models provide the inner workings for a new, original GAP package called SBStrips, written and implemented by the author. Its source code is freely available online and its documentation is included as an appendix. The package calculates syzygies $\Omega^k X$ of string modules X (and much more besides) using specialised methods much more efficient than the general methods currently employed by the QPA package.

About this document

This is an arXiv-friendly version of a PhD dissertation submitted to the University of Bristol. The prose is the same but the line-spacing is smaller (and the figures have been moved around to accommodate), so you should print this version but cite the original. At the time of writing, the original may be found at

<https://research-information.bris.ac.uk/en/studentTheses/syzygies-of-string-modules-for-special-biserial-algebras>.

Alternatively, the author suggests you look online for "Bristol student theses" and then use his name (Joe Allen) and/or this thesis' title (Syzygies of string modules for special biserial algebras).

Dedication

I dedicate this to my grandparents, Sheila and John, Bessie and Sydney, with love. I miss you every day.

*While three chambers of my heart
beat true and strong with love for another,
the fourth,
the fourth is yours forever.*

Acknowledgements

I never understood why others prefaced their work with such mawkish, grandstanding acknowledgements. But then I wrote a thesis. Now I see.

My foremost debt of gratitude goes to my supervisor Jeremy Rickard, whose extensive knowledge and advice I have heartily welcomed for almost five years. You have left me a great deal wiser. I hope you are not long haunted by the image of my endless coloured pens, highlighters and other stationery.

I thank Peter Green, John Mackay, Fatemeh Mohammadi, Mark Hagen, Fionnuala Hill, Alicia Midgeley, Christina Rozon and the rest of the admin team for their behind-the-scenes support of my studies.

I recognise the funding from EPSRC that enabled this research, as well as the NPIF allocation which paid for my internship at the Archive Trust for Research. I am grateful to Michael Wright and Edmund Davies at the Trust for hosting me for two months and to Aby Sankaran, formerly of the Bristol Doctoral College, who organised the opportunity.

Without doubt, the greatest privilege of my PhD has been sharing the experience with such inspiring, creative and generous peers. It fills me with tremendous hope to know that the future is being written by such great minds and kind souls as you. Any list I attempt will be incomplete but, nonetheless, I will name and acclaim Emma Bailey, Hazel Brickhill, Paisley Carter, Jenny Chakravarty, Kieran Child, Sam Colvin, Elisa Covato, Charley Cummings, Stamatis Dimopoulos, Scott Harper, Ayesha Hussain, Mai Thanatkrit Kaewtem, Luke Kershaw, Kathryn Leeming, Chris Lutsko, Dan Saattrup Nielsen, Simon Peacock, Felipe Pérez, Wrenna Robson, Nick Rome, Sophie Stevens and Sophie Watson.

My time in Bristol was not entirely spent with my nose in a book (sorry Jeremy); I tried my hand at much else that the University, the Students' Union and the city had to offer. In particular, I would like to give thanks to Angie Edwards and the jazztinas at AE Dance + Fitness, who taught me joy, community and fierceness through movement, to Robiu Salisu, Caitlin Flint and Ann O'Malley, who helped me in post as Faculty of Science PGR Representative, and to Anna Müller, for many uplifting lunchtime chats at French Fridays. I additionally thank my various flatmates during my time at Bristol, including Lizzie, Luke, Hannah and Serena, for responding to my burnout with compassion and patience.

Constant throughout this journey has been the love and support from my nearest and dearest. Trite as it sounds, it is no exaggeration that I could not have managed this without you. I thank my parents, Ruth and Steve, and my brother, Dan, for their unflinching belief in me. I thank my darling Kate, with whom it has been a delight but no surprise to fall in love during my studies, as well as her parents Andrea and Richard, who opened up their home to me and made me feel so welcome. I thank my closest and most enduring friends, Sam, Jim, Liam and Monty: brothers to me, then, now and always. And I thank Dan, Ana, Roopesh, Charley, Abigail and Irena for their honest friendship and encouragement, from one university to the next.

Finally, crucially, I would like to recognise that this thesis has been obtained at great cost to my mental health and wellbeing. The causes are diverse. One is the traumatic experience of surviving a global epidemic (not yet over). Another, more structural, is the intense pressure and unsure footing of a research degree.

It should be hard, but not this hard.

I encourage all of my fellow PhD students – and any human being in general – to ask for the help they need when they need it. I did. I would do it again. And, in fact, I wish I had done it sooner. To this end, I thank Debbie Price at the University of Bristol Student Wellbeing Service and Rachel Grimstead at the Student Counselling Service, and Chaim Golker at Hertfordshire Partnership University NHS Foundation Trust.

Contents

Frontmatter	i
Abstract	i
Dedication and acknowledgements	ii
1 Introduction	1
2 Background	3
2.1 Miscellaneous mathematical prerequisites	3
2.1.1 Partial functions	3
2.1.2 Order theory	4
2.1.3 Graph theory	5
2.1.4 Quiver theory	7
2.2 Algebraic prerequisites	10
2.2.1 Quiver algebras	10
2.2.2 Representation theory	11
2.2.3 Special biserial algebras	13
2.2.4 The derived category	17
2.2.5 Homological questions	20
2.3 Computational tools for algebra	22
3 Permissible data and syllables	23
3.1 Permissible data	23
3.1.1 Definition of permissible data	23
3.1.2 Encodings of permissible data	26
3.2 Syllables	31
3.2.1 Definition of syllables	31
3.2.2 Operations for syllables	33
4 Patches, strips and the syzygy fabric	35
4.1 Patches	35
4.1.1 Construction of patches	35
4.1.2 Properties of patches	38
4.2 Strips	41
4.2.0 Preview of strips	41
4.2.1 Strips and string modules	47

4.2.2	Patches and projective covers	50
4.2.3	Syzygy algorithm	51
5	Syzygy patterns and applications	57
5.1	Interlude on associated topics	57
5.1.1	Properties of colocalising subcategories	57
5.1.2	Band modules	59
5.1.3	Width of strips	62
5.2	Main results	63
5.2.0	Results in context	63
5.2.1	Noncycles in pin graphs	66
5.2.2	Descent and injective syllables	71
5.2.3	SB algebras with few vertices	77
A	SB algebras with 2 vertices	81
B	SBStrips documentation	91

List of Figures

2.1	The Hasse diagram of $\text{Path}(\mathbb{Z})$	10
2.2	Defining diagrams for projectives and injectives	12
2.3	Structure of running example algebra	14
3.1	Nonzero and component paths within $\text{Path}(\mathcal{O})$	26
3.2	Effect of decoupling and reduction on encodings	30
3.3	Syllables for the running example algebra	32
4.1	Orientations of syllables in patches	36
4.2	Schematic of a patch with one pin-boundary syllable	36
4.3	Choices opposite r_i , for the running example algebra A	37
4.4	Schematic of a patch with two pin-boundary syllables	38
4.5	The patches with two-pin boundary syllables, for the running example algebra A	38
4.6	Schematic of virtual patches	38
4.7	Notation for Definition 4.1.18	40
4.8	Basis subsets associated to a patch.	41
4.9	First example of representing a string graph with strips	42
4.10	Second example of representing a string graph with strips	43
4.11	Third example of representing a string graph with strips.	44
4.12	Fourth and fifth example of representing a string graph with strips.	44
4.13	Movement of boundaries	45
4.14	Syzygy of a socle-quotient of a pin module	46
4.15	Branching	47
4.16	Peak-compatible syllables	48
4.17	Valley-compatible pairs	48
4.18	Patch cover example	51
4.19	Notation for syllables in a patch	52
4.20	Example of syzygy-friendly basis	53
4.21	Syzygy of an infinite-dimensional string module	54
4.22	Syzygies of socle-quotients of pin modules	55
4.23	Parts of a syzygy fabric	56
5.1	A bounded-below complex is an inverse limit of its brutal truncations	59
5.2	Companion matrix	60
5.3	Following a boundary	67

5.4	Interiors of syzygies	70
5.5	Factorisable paths within the Hasse diagram of $\text{Path}(\mathcal{C})$	72
5.6	An example of grading	73
5.7	Factorisable subpaths and superpaths	74
5.8	Candidate overquivers	78

Chapter 1

Introduction

Special biserial (SB) algebras arose in the twentieth century in the modular representation theory of groups. History has shown they are easy to define and nontrivial to study, yet still prove a rich source of interesting behaviour.

They have been a frequent testing ground for the latest developments through the years in the representation theory of finite-dimensional algebras. An early example: shortly after Drozd proved his famed trichotomy result about representation type [Dro80], SB algebras were duly proven to be tame algebras by Wald and Waschbüch [WW85] using the techniques of Gel'fand and Ponomarev [GP68]. More recently, Huisgen-Zimmermann [HZ16] demonstrated that these representation-tame algebras nonetheless display behaviour that is not "homologically-tame", this meaning that there exist SB algebras on which the difference between big and little finitistic dimensions is arbitrarily large. Schröer [Sch00] gives an excellent historic overview of additional uses of SB algebras.

SB algebras are perhaps the best-studied class of algebras for which two homological questions remain open. These questions concern the satisfaction of properties nicknamed *injectives generate* (IG) and *projectives cogenerate* (PC) and are both phrased in terms of triangulated subcategories of the derived category [Ric19]. The initial aim of this thesis was to prove IG and PC for SB algebras; the final aim was the following conjecture.

Conjecture. *Over SB algebras, projective modules have finite cosyzygy type and injective modules have finite syzygy type.*

These two conditions respectively imply IG and PC (but neither is a necessary condition). Extensive calculations on the author's part have unearthed no counterexamples.

These two conjectured conditions are equivalent to one another when dealing with finite-dimensional modules (as we mostly do). It suffices to focus on only one; we choose the latter for the superficial reason that syzygies seem to appear in the literature more frequently than cosyzygies. That being said, we do not believe the previous exploration of syzygy behaviour over SB algebras to be truly thorough. It appears to this author that researchers in the field currently lack the requisite conceptual and computational tools.

To fill this absence, this thesis provides a novel, original approach to string modules and their syzygies over SB algebras that draws inspiration from cellular automata. This means introducing a model for this process and – more philosophically but no less importantly – giving a language with which to recognise and describe syzygy patterns and phenomena. Our model formalises and disambiguates the informal graphical approaches that have historically sufficed. We strongly recommend the reader consult Subsection 4.2.0 for an extended, illustrative example of our model in action.

This formality has enabled us to implement the key parts of our model in the GAP programming language as the SBStrips package, for which the source code and download instructions are freely available online [All21]. We highlight that the specialised algorithms underlying our package dramatically outperform the current syzygy techniques implemented for general finite-dimensional algebras by the QPA package for GAP. Our package also implements other useful tools for string modules in SB algebras.

The main results of this thesis are as follows. (For reference, the *pin graph* Φ is a quiver we associate to a SB algebra A , whose vertex set equals that of the defining quiver Q of A .) Firstly, we prove the above conjecture for SB algebras A under certain conditions.

Theorem 5.2.28(b). *The conjecture holds if A has acyclic pin graph.*

Proposition 5.2.57. *The conjecture holds if A has at most two simple modules.*

Secondly, we prove a result very specific to our framework: in a technical sense, the symbols with which we denote injective (string) modules appear inconsistent with those modules having infinite syzygy type.

Proposition 5.2.54. *No tail of a ∇ -orbit of an injective syllable contains only interior syllables.*

For the final result, let us mention again that the IG and PC properties are phrased in terms of particular triangulated subcategories of the derived category. We show that certain simple modules belong to these subcategories under mild assumptions.

Theorem 5.2.19. *If $A = \mathbb{k}Q/I$ is special biserial, if Q is 2-regular and if Ψ is an acyclic connected component of the pin graph of A having vertex set Ψ_0 , then $S_i \in \text{Coloc}(\mathbf{Proj}\text{-}A)$ and $S_i \in \text{Loc}(\mathbf{Inj}\text{-}A)$ for all $i \in \Psi_0$.*

In Chapter 2 we give relevant background material. Nothing here is original. Our purpose is to contextualise this thesis and establish notation.

In Chapter 3, we provide a combinatorial model for SB algebras in terms of posets of paths on certain 1-regular quivers. Our approach makes clear the connection with combinatorial tools used in the study of Nakayama algebras.

In Chapter 4, we provide a model for string modules and their syzygies over SB algebras. The syzygies of a SB algebra are arranged as (rigid) arrays of symbols. Strips – our formulation of string graphs/modules – are the rows of this array. The columns are, thanks to our formalism, largely just the orbits of a single partial operation on a finite set.

This reduction to finiteness is employed in Chapter 5, where we prove the main results mentioned above as well as some related results that appear stated or implied in the literature but whose proofs are nowhere to be found (until now).

One of our results concerns SB algebras with at most 2 simples. This requires a brute force calculation that encompasses the analysis of dozens of cases. The gory details are relegated to Appendix A. Appendix B is then the documentation of the most recent version of our SBStrips package. Aside from the requisite information befitting a technical manual, it also features an extended chapter of worked examples. These demonstrate the capabilities of SBStrips – which extend notably beyond just the syzygies treated in the thesis – as well as the integration of SBStrips with the QPA package.

Chapter 2

Background

Our ambient set theory is ZFC (in case it matters). We fix once and for all an algebraically closed field \mathbb{k} (of arbitrary characteristic).

We write 2^X for the power set of X , we write $X - Y$ for the set difference $\{x \in X : x \notin Y\}$ and we write ω for the cardinality of the natural numbers $\mathbb{N} := \{0, 1, 2, \dots\}$.

Where possible we write fg for the composition of functions $X \xrightarrow{f} Y$ and $Y \xrightarrow{g} Z$ and xf for the image in f of an element x ; this makes xfg the image in the composition. However we defer to the more traditional notations $f(x)$ when convenient or when firmly entrenched in the literature, an example being $s(\alpha)$ and $t(\alpha)$ for the sources and target of an arrow α in a quiver. We accordingly write $g \circ f$ for the composition and $(g \circ f)(x)$ for the image. We try to feature as few hybrids of these conventions as we can; when they do appear, careful use of brackets will always make the order of composition unambiguous.

Our categories are locally small; that is, the class $\mathbf{C}(X, Y)$ of morphisms of any two objects X, Y of \mathbf{C} is a set.

2.1 Miscellaneous mathematical prerequisites

2.1.1 Partial functions

2.1.1. Partial functions can be described in two synonymous ways, each with its own jargon and notation, both encapsulating the notion of being “functions not necessarily defined on all domain elements”.

Since we use them both interchangeably in this thesis, we outline both approaches below.

To be more specific we present two categories, the morphisms of either of which we believe deserve to be called partial functions. We demonstrate the well-known equivalence between them.

Both of these categories are underpinned by the familiar category **Set** of sets. Recall that in **Set** we can write the composition “ f then g ” as fg and the image of x in f as xf , or we can write that composition as $g \circ f$ and that image as $f(x)$. We prefer the first notation.

2.1.2. Support approach to partial functions. Let **PartSet** be the category with the following data.

(a) The objects are sets.

(b) A morphism $X \xrightarrow{f} Y$ is a quadruple $(X, Y, \text{supp } f, F)$ of sets comprising the *domain* X , the *codomain* Y , the *support* $\text{supp } f \subseteq X$ and the *graph set* $F \subseteq (\text{supp } f) \times Y$. The graph set has the property that for every $x \in \text{supp } f$ there is a unique $y \in Y$ with $(x, y) \in F$. We call this y the *image* of x and denote it xf .

The *supported* elements of the domain of f are those in $\text{supp } f$.

The identity morphisms $X \xrightarrow{\text{id}} X$ have support X and graph set $\{(x, x) : x \in X\}$.

(c) The composition of two morphisms $X \xrightarrow{f} Y$ and $Y \xrightarrow{g} Z$, having data $f = (X, Y, \text{supp } f, F)$ and

$g = (Y, Z, \text{supp } g, G)$ respectively, is the morphism $X \xrightarrow{fg} Z$ with domain X , codomain Z , support $\text{supp } fg := \{x \in X : x \in \text{supp } f \text{ and } xf \in \text{supp } g\}$ and graph

$$\{(x, (xf)g) \in (\text{supp } fg) \times Z : x \in \text{supp } fg\}.$$

2.1.3. Basepoint approach to partial functions. Let **BasedSet** be the category with the following data.

(a) The objects are pairs (X, x_*) comprising a set X and a member $x_* \in X$.

We call the pair a based set and x_* the *basepoint* or *distinguished element*.

(b) A morphism $(X, x_*) \xrightarrow{f} (Y, y_*)$ is a function f (ie, a morphism of **Set**) such that $x_*f = y_*$.

The *support* $\text{supp } f$ of a morphism $(X, x_*) \xrightarrow{f} (Y, y_*)$ is $\{x \in X : xf \neq y_*\}$.

The identity morphisms $(X, x_*) \rightarrow (X, x_*)$ are those of **Set**.

(c) The composition of $(X, x_*) \xrightarrow{f} (Y, y_*)$ and $(Y, y_*) \xrightarrow{g} (Z, z_*)$ is then $(X, x_*) \xrightarrow{fg} (Z, z_*)$; ie, **PartSet** inherits its composition law from **Set**.

2.1.4. Equivalence of PartSet and BasedSet. Any set X gives rise to a based set $(X \cup \{x_*\}, x_*)$ by freely adjoining a new element $x_* \notin X$, for example $x_* := X$ itself, to ensure that the union is disjoint. (That $X \notin X$ is a consequence of the foundation axiom for sets.) Any morphism $X \xrightarrow{f} Y$ of **PartSet** gives rise to a morphism $(X \cup \{x_*\}, x_*) \xrightarrow{f'} (Y \cup \{y_*\}, y_*)$ in **BasedSet** by defining $xf := y_*$ for all $x \notin \text{supp } f$. The assignments induce a functor **PartSet** \rightarrow **BasedSet**.

Conversely, to a based set (X, x_*) we assign the set $X - \{x_*\}$, and to a morphism $(X, x_*) \xrightarrow{f} (Y, y_*)$ of **BasedSet** we assign the morphism $(X - \{x_*\}, Y - \{y_*\}, \text{supp } f, \{(x, xf) : x \in \text{supp } f\})$ of **PartSet**. These too give rise to a functor **BasedSet** \rightarrow **PartSet**.

These functors are mutually inverse equivalences of categories [Rie14, Example 1.5.6].

2.1.5. Defining a partial function. Now that we are acquainted with **PartSet** and **BasedSet**, we can stipulate that by *partial function* we formally mean a morphism in either category. Partial functions modelled one way can be translated into one modelled the other way using the equivalences outlined above. We do this freely.

2.1.6. Particular partial functions. To obtain “partial” variants of familiar concepts like surjectivity, we describe supported elements rather than domain elements.

A partial function $X \xrightarrow{f} Y$ is a *partial injection* if $xf \neq x'f$ for any $x, x' \in \text{supp } X$ with $x \neq x'$. It is a *partial surjection* if for any $y \in Y$ there exists $x \in \text{supp } f$ with $y = xf$.

A partial function $X \xrightarrow{g} X$ is a *partial involution* if for all $x \in \text{supp } g$ we have $xg \in \text{supp } g$ and $(xg)g = x$. It is *fixpointfree* if further there is no $x \in \text{supp } g$ with $xg = x$.

2.1.2 Order theory

2.1.7. Orders. A *partial order* \leq , or simply *order*, on a set X is a binary relation such that for all elements $x, x', x'' \in X$ we have

- (a) $x \leq x$ (*reflexivity*),
- (b) $x \leq x'$ and $x' \leq x$ implies $x = x'$ (*antisymmetry*), and
- (c) $x \leq x'$ and $x' \leq x''$ implies $x \leq x''$ (*transitivity*)

and, if additionally

- (d) $x \leq x'$ or $x' \leq x$ (*totality*)

for all $x, x' \in X$, then it is a *total order*. A (*totally-* or *partially-*) *ordered set* is a pair (X, \leq) comprising a set X and a (total or partial) order \leq on it. We sometimes abbreviate *totally-* and *partially-ordered set* to *toset* and *poset*.

(We normally use the terms *partial order* and *partially-ordered set* to emphasise that the order is not total and use *order* and *ordered set* when the distinction is unimportant. Any relation denoted \leq is an order.)

Being no more perfect than our forebears we indulge in common abuses, such as writing $x \geq x'$ to mean $x' \leq x$ when convenient, writing $x < x'$ to mean that $x \leq x'$ and $x \neq x'$ (and similarly $x > x'$), and referring just to the set X of a pair (X, \leq) as the poset.

Two elements x, x' of a poset are *comparable* if $x \leq x'$ or $x' \leq x$, and *incomparable* otherwise. Comparability is a symmetric relation; the equivalence classes it generates are the *comparability components* of the ordered set, or simply *components* for short.

Subsets of a poset inherit its order in an obvious fashion.

2.1.8. Poset elements and their relations. An element x of a poset X is

- (a) (i) *minimal* if there is no $x' \in X$ with $x' < x$,
- (ii) *maximal* if there is no $x' \in X$ with $x < x'$,
- (iii) *extremal* if it is minimal or maximal,
- (b) (i) a *minimum* if $x \leq x'$ for all $x' \in X$, in which case we denote it $\min X$,
- (ii) a *maximum* if $x' \leq x$ for all $x' \in X$, in which case we denote it $\max X$,
- (iii) an *extremum* if it is a minimum or a maximum.

(The plural forms of these terms are *minima*, *maxima* and *extrema*.)

We see that any poset has at most one minimum element and at most one maximum element.

If $x < x'$ and there is no $y \in X$ with $x < y < x'$, then we say that x is *covered by* x' and, reciprocally, x' *covers* x .

We will consider several posets that readily lend themselves to illustration, such as the set of paths in a given quiver. These can be visualised in a *Hasse diagram*: a quiver (oriented graph) with members of the poset for vertices and with arrows $x \rightarrow y$ when x is covered by y . Figure 2.1 gives an example.

2.1.9. Bounds and divergence. Suppose (X, \leq) is an ordered set and $Y \subseteq X$. We say $x \in X$ is an *upper bound for* Y if $y \leq x$ for all $y \in Y$. If Y has an upper bound, then we say Y is *bounded above* (by any of its upper bounds). The *supremum* $\sup(Y)$ of Y is $\min\{x \in X : x \text{ is an upper bound for } Y\}$ if this minimum exists. We define *lower bounds*, *boundedness below* and the *infimum* $\inf Y$ of Y dually, and we say that Y is *bounded* if it is bounded above and below.

Suppose that X is the toset \mathbb{N} . We say that a sequence $(x_k)_{k \geq 0}$ of positive integers is *bounded* if $\{x_k \geq 0 : k \geq 0\}$ is bounded, and we say the sequence *diverges to* $+\infty$ if for all $N \geq 0$ there exists $K > 0$ such that $x_k \geq N$ for all $k \geq K$.

2.1.10. Chains and antichains. A subset $Y \subseteq X$ of a poset X is a *chain* if all elements of Y are comparable (in the inherited order) and an *antichain* if no two distinct elements are comparable.

2.1.11. Order ideals. An (*order*) *ideal* $I \subseteq X$ of a poset is a subset such that if $x, x' \in X$ satisfy $x' \in I$ and $x \leq x'$, then $x \in I$.

2.1.12. Monotone functions. A (set-theoretic) function $X \xrightarrow{f} Y$ between ordered sets is (*weakly*) *monotone* if $x \leq y$ implies $xf \leq yf$; it is *strictly* so when $x < y$ implies $xf < yf$.

Again, we only use the term *weakly* when underscoring that the monotone function is not strictly monotone.

2.1.3 Graph theory

We define graphs and associated notions. Note that our framework permits loops and multiple edges in a graph.

2.1.13. Graphs. A graph Γ is a triple $\Gamma = (\Gamma_0, \Gamma_1, e)$ comprising a set Γ_0 of *vertices*, a set Γ_1 of *edges* and an *incidence function* e ; that is, a function $e: \Gamma_1 \rightarrow 2^{\Gamma_0}$ such that $1 \leq |e(e)| \leq 2$ for all edges $e \in \Gamma_1$.

The graph is *finite* if both Γ_0 and Γ_1 are finite.

2.1.14. Incidence, adjacency and loops. We say that an edge $e \in \Gamma_1$ is *incident* to $v \in \Gamma_0$ if $v \in e(e)$. A *loop* is an edge with $|e(e)| = 1$.

Two vertices $v, v' \in \Gamma_0$ are *adjacent* if there is some edge $e \in \Gamma_1$ with $e(e) = \{v, v'\}$.

In the standard formulation, the *valency* of a vertex v is $2a + b$, where a is the number of loops and b the number of nonloop edges incident to v .

2.1.15. Subgraphs. A subgraph Δ of Γ is a graph (Δ_0, Δ_1, d) such that $\Delta_0 \subseteq \Gamma_0$ and $\Delta_1 \subseteq \Gamma_1$ and such that $d(e) := e(e)$ is a well-defined function $d = e|_{\Delta_1}: \Delta_1 \rightarrow 2^{\Delta_0}$.

The *full subgraph specified by* $V \subseteq \Gamma_0$ is the subgraph Δ where $\Delta_0 = V$ and where Δ_1 comprises exactly those edges incident only to members of V . In general, a subgraph is *full* if there is some subset of vertices that specify it in the above sense.

2.1.16. Graph homomorphisms. A *graph homomorphism* $f = (f_0, f_1): \Gamma \rightarrow \Delta$ is a pair comprising (set-theoretic) functions $f_0: \Gamma_0 \rightarrow \Delta_0$ and $f_1: \Gamma_1 \rightarrow \Delta_1$ respecting incidence. This means that the square

$$\begin{array}{ccc} \Gamma_1 & \xrightarrow{e} & 2^{\Gamma_0} \\ \downarrow f_1 & & \downarrow f_0 \\ \Delta_1 & \xrightarrow{d} & 2^{\Delta_0} \end{array}$$

commutes, where we abuse notation and also denote by $f_0: 2^{\Gamma_1} \rightarrow 2^{\Gamma_0}$ the map induced by $f_0: \Gamma_0 \rightarrow \Delta_0$.

2.1.17. Paths and cycles. A *path* of length $l \geq 0$ in Γ is a sequence $(v_0, e_1, v_1, \dots, e_\ell, v_\ell)$ alternately comprising vertices v_j and edges e_j and such that $e(e_j) = \{v_{j-1}, v_j\}$ for each $1 \leq j \leq \ell$. (We identify any such path with its reverse $(v_\ell, e_\ell, v_{\ell-1}, \dots, e_1, v_0)$, since the graph is undirected.) It is a *simple path* if the vertices $\{v_0, \dots, v_\ell\}$ visited are all distinct.

A *cycle* of length $\ell > 0$ is a path $(v_0, e_1, v_1, \dots, e_\ell, v_\ell)$ whose extremal vertices v_0 and v_ℓ are the same. It is a *simple cycle* if all of the visited vertices are distinct, save for $v_0 = v_\ell$. A graph that has no cycles is *acyclic*.

2.1.18. The integers \mathbb{Z} as a graph. We model the graph $(\dots \text{---} \circ \text{---} \circ \text{---} \circ \text{---} \circ \text{---} \circ \text{---} \dots)$ using the integers $(\dots \text{---} (-2) \text{---} (-1) \text{---} 0 \text{---} 1 \text{---} 2 \text{---} \dots)$.

2.1.19. Connectedness for graphs. Two vertices of a graph Γ are *connected* if they are the extremal vertices v_0, v_ℓ of some path $(v_0, e_1, v_1, \dots, e_\ell, v_\ell)$. Connectedness of vertices induces an equivalence relation on the vertex set Γ_0 . The classes of this equivalence relation specify full subgraphs of Γ called *connected components*. If there is only one equivalence class (and hence only one connected component) then we call the graph *connected*.

2.1.20. Rooted trees. A *tree* is a graph that is connected and acyclic. Equivalently, it is a graph in which any two vertices are connected by a unique path.

A *rooted tree* is a pair (T, r) comprising a tree T and a vertex $r \in T_0$ called the *root*. When the root is clear from context then it is a standard abuse of notation to denote (T, r) just by T . A homomorphism $(T, r) \rightarrow (T', r')$ of rooted trees is a homomorphism $T \rightarrow T'$ of graphs that sends $r \mapsto r'$.

A vertex $v \in T_0$ is in the *lth level* of the tree if the unique path connecting it to the root has length l . This means that the root is the unique vertex in level 0.

The *children*, or *child vertices*, of a vertex in level $l \geq 0$ are those vertices adjacent to it in level $l + 1$; the transitive closure of the child relation gives the *descendant* relation. The *parent*, or *parent vertex*, of a vertex in level $l > 0$ is the (unique) vertex adjacent to it in level $l - 1$; the transitive closure of the parent relation gives the *ancestor* relation. We see that the root is the ancestor of all vertices in a rooted tree.

The *valency of a vertex* is the number child vertices it has. The *valency of a rooted tree* is the maximal valency of any of its vertices. A rooted tree is *regular* if all of its vertices have the same valency.

2.1.21. The regular rooted tree \mathbb{Z}^* of countable valency. Let $\mathbb{Z}^* := \bigcup_{l \geq 0} \mathbb{Z}^l$ denote the set of finite sequences of integers, which includes the empty sequence $\emptyset := ()$. We create a rooted tree with root \emptyset and vertex set \mathbb{Z}^* by specifying that the children of $(x_0, x_1, \dots, x_{l-1})$ are $(x_0, x_1, \dots, x_{l-1}, k)$, for $k \in \mathbb{Z}$.

We easily verify that \mathbb{Z}^* is regular, having valency ω . The length of a sequence gives its level in the tree.

Any rooted tree of finite (or indeed countable) valency embeds as a subgraph of \mathbb{Z}^* .

2.1.4 Quiver theory

2.1.22. Quivers. Formally, a *quiver* is a tuple $Q = (Q_0, Q_1, s, t)$ comprising sets Q_0 of *vertices* and Q_1 of *arrows* together with *source* and *target* functions $s, t: Q_1 \rightarrow Q_0$. It is *finite* if Q_0 and Q_1 are both finite, and *locally finite* if every vertex is the source and target of finitely many vertices.

The *opposite quiver* Q^{op} of (Q_0, Q_1, s, t) is (Q_0, Q_1, t, s) . That $(Q^{\text{op}})^{\text{op}} = Q$ is immediate.

2.1.23. Quiver homomorphisms. A *quiver homomorphism* $\phi: (Q_0, Q_1, s, t) \rightarrow (Q'_0, Q'_1, s', t')$ is a pair of (set-theoretic) maps $\phi_k: Q_k \rightarrow Q'_k$ ($k \in \{0, 1\}$) that commute the squares

$$\begin{array}{ccc} Q_1 & \xrightarrow{s} & Q_0 \\ \downarrow \phi_1 & & \downarrow \phi_0 \\ Q'_1 & \xrightarrow{s'} & Q'_0 \end{array} \quad \text{and} \quad \begin{array}{ccc} Q_1 & \xrightarrow{t} & Q_0 \\ \downarrow \phi_1 & & \downarrow \phi_0 \\ Q'_1 & \xrightarrow{t'} & Q'_0 \end{array}.$$

We call ϕ *injective* or an *inclusion* if both ϕ_k are injective, in which case we say Q *includes into* Q' , we write $\phi: Q \hookrightarrow Q'$ and call Q a *subquiver* of Q' . Dually, we call ϕ *surjective* or a *projection* if both ϕ_k are surjective, in which case we say Q *projects onto* Q' , write $\phi: Q \twoheadrightarrow Q'$ and call Q' a *quotient* of Q .

We call $Q = (Q_0, Q_1, s, t)$ a *full subquiver* of $Q' = (Q'_0, Q'_1, s', t')$ if there is some $X \subseteq Q_0$ such that

$$Q_0 = X, \quad Q_1 = \{\alpha \in Q'_1: s(\alpha) \in X \text{ and } t(\alpha) \in X\}, \quad s = s'|_{Q_1} \quad \text{and} \quad t = t'|_{Q_1},$$

in which case we call it the full subquiver of Q' *specified by* X .

2.1.24. Underlying graph. The *underlying graph* of $Q = (Q_0, Q_1, s, t)$ is $(Q_0, Q_1, \alpha \mapsto \{s(\alpha), t(\alpha)\})$.

2.1.25. Connectedness for quivers. A *connected component* of a quiver Q is a full subquiver of Q specified by the vertices in a connected component of the underlying graph of Q . A quiver is *connected* if it has one connected component (iff its underlying graph does).

2.1.26. Paths. Informally, a path in a quiver is a list of compatibly oriented arrows starting and ending at some vertices.

Formally, let us extend s, t to maps $s, t: Q_0 \sqcup Q_1 \rightarrow Q_0$ by specifying $s(i) := i$ and $t(i) := i$ for all vertices i . Then we formally define a *path (in Q)* as a finite, ordered tuple $p := (u_0; u_1, \dots, u_\ell; u_{\ell+1})$ with $\ell \geq 0$ such that: u_0 and $u_{\ell+1}$ are vertices; all other u_r are arrows; and for all $0 \leq r \leq \ell$ we have $t(u_r) = s(u_{r+1})$. In this case, the *length* of the path is ℓ , the *source* of the path is u_0 and the *target* of the path is $u_{\ell+1}$. We write $\text{len } p$ for the length of p and, by abuse of notation, $s(p)$ for $t(p)$ for the source and target of p . We say that p *passes through* the vertices $u_0, u_{\ell+1}$ and $s(u_r), t(u_r)$ ($0 \leq r \leq \ell$).

We call a path *stationary* or *trivial* iff it has length 0. Outside of this preliminary section, stationary paths (i, i) will be denoted just by e_i and nonstationary paths $(u_0; u_1, u_2, \dots, u_\ell; u_{\ell+1})$ by $u_1 u_2 \cdots u_\ell$. Paths should be read left-to-right.

The set of all paths in Q is $\text{Path}(Q)$.

2.1.27. Concatenation of paths. Let $p := (u_0; u_1, \dots, u_\ell; u_{\ell+1})$ and $q := (v_0; v_1, \dots, v_m; v_{m+1})$ be paths. If $t(p) = s(q)$, which is exactly to say if $u_{\ell+1} = v_0$, then we define the *concatenation of p and q* to be the path $pq := (u_0; u_1, \dots, u_\ell, u_{\ell+1}, v_1, \dots, v_m; v_{m+1})$. This has $s(p)$ as its first entry and $t(q)$ as its last entry, and combines (in order) the lists of constituent arrows of p and q .

When $t(p) \neq s(q)$, we leave pq undefined. Observe that $e_i u$ is defined iff $i = s(u)$, in which case $e_i u = u$. Similarly, $u e_j$ is defined iff $j = t(u)$, in which case $u e_j = u$.

2.1.28. Path category. The paths in any quiver Q form a category. Specifically, the *path category of Q* is the (small) category with object set Q_0 and morphism set $\text{Path}(Q)$. The domain and codomain of any path p are $s(p)$ and $t(p)$ respectively. The identity morphisms are the trivial paths e_i . Concatenation of paths gives composition.

We comment that the full subcategory on any subset $V \subseteq Q_0$ of vertices contains those paths whose source and target both lie in V .

Suppose quivers Q and Q' respectively have path categories \mathbf{Q} and \mathbf{Q}' . Any morphism $Q \rightarrow Q'$ of quivers induces a functor $\mathbf{Q} \rightarrow \mathbf{Q}'$, however not all functors between path categories arise in this way. A trivial example, provided that Q has at least one arrow and Q' at least one vertex, is any functor $\mathbf{Q} \rightarrow \mathbf{Q}'$ that maps all Q -paths to some stationary Q' -path. For a slightly less trivial example, let $Q := (1 \xrightarrow{\alpha} 2)$ and $Q' := (1 \xrightarrow{\beta_1} 2 \xrightarrow{\beta_2} 3)$, and consider the path category functor sending $\alpha \mapsto \beta_1\beta_2$ (and therefore $e_1 \mapsto e_1$ and $e_2 \mapsto e_3$).

2.1.29. Subpaths, prefixes and suffixes. In general, when paths p, q, u, v satisfy $q = upv$ then p is a *subpath* of q and q is a *superpath* of p . Some particular subpaths of q are especially important.

The *prefixes* of a path q are those paths u for which there exists a path v with $uv = q$, in which case we call v the *prefix complement* of u in q . *Suffixes* and their (*suffix complements*) are defined dually.

2.1.30. Subpath order on $\text{Path}(Q)$. The relation “is a subpath of” is a partial order on the $\text{Path}(Q)$. The minimal elements of this poset are the stationary paths, and this poset is finite iff Q is acyclic and finite.

We may grade $\text{Path}(Q)$ by path length; that is, $p \leq q$ implies $\text{len } p \leq \text{len } q$.

Regular and subregular quivers

2.1.31. Regularity and subregularity. Let m be a positive integer. A quiver is *sub- m -regular* iff for all $i \in Q_0$ we have $|s^{-1}(\{i\})| \leq m$ and $|t^{-1}(\{i\})| \leq m$, and it is *m -regular* iff the above inequalities may both be replaced by equalities. Here, s^{-1} and t^{-1} denote the preimage set.

2.1.32. Lemma (augmenting sub-regular to regular). *Any finite, connected sub- m -regular quiver Q may be augmented to a connected m -regular quiver by adding only arrows.*

Proof. Since Q is connected and sub- m -regular, Q_1 satisfies $|Q_0| - 1 \leq |Q_1| \leq m|Q_0|$. We then define $r_Q := m|Q_0| - |Q_1|$; this nonnegative integer is 0 iff Q is m -regular.

If $r > 0$, then a counting argument establishes the existence of vertices i and j with $|s^{-1}(i)| < m$ and $|t^{-1}(j)| < m$. Choose such an i and j and augment Q_1 with an extra arrow $i \rightarrow j$. Denoting the augmented arrow Q' , we find that $r_{Q'} = m|Q'_0| - |Q'_1| = m|Q_0| - (|Q_1| + 1) = r_Q - 1$. Finitely many such augmentations yield an m -regular quiver of which Q is a subquiver, as required. \square

2.1.33. Remark (regularity and opposite quivers). A quiver Q is m -regular or sub- m -regular iff its opposite Q^{op} is. If Q' is a m -regular augmentation of Q , then $(Q')^{\text{op}}$ is one of Q^{op} .

2.1.34. Example (almost-uniqueness of regular augmentation). Consider the quiver $(1 \longrightarrow 2)$. It has a unique 1-regular augmentation $(1 \rightleftarrows 2)$. It has two 2-regular augmentations:

$$\curvearrowright 1 \rightleftarrows 2 \curvearrowleft \quad \text{and} \quad 1 \begin{array}{c} \curvearrowright \\ \rightleftarrows \\ \curvearrowleft \end{array} 2.$$

In fact, it is a subquiver of every (connected) m -regular quiver on 2 vertices. One easily shows that these have adjacency matrices of the form $\begin{bmatrix} (m-r) & r \\ r & (m-r) \end{bmatrix}$ for $1 \leq r \leq m$ and, therefore, that there are m of them.

This exemplifies the general truth that a sub- m -regular quiver does not necessarily have a unique m -regular augmentation. Nonetheless, there are only finitely many.

Sub-1-regular quivers

2.1.35. Type \mathbb{A} and $\tilde{\mathbb{A}}$ quivers. Fix some positive integer $n > 0$. There are two isomorphism classes of connected sub-1-regular quivers having n vertices, namely those represented by

$$\underbrace{1 \leftarrow 2 \leftarrow \dots \leftarrow n-1 \leftarrow n}_{\text{curved arrow}} \quad \text{and} \quad 1 \leftarrow 2 \leftarrow \dots \leftarrow n-1 \leftarrow n.$$

In the literature these are respectively called the equioriented type $\tilde{\mathbb{A}}_{n-1}$ and type \mathbb{A}_n quivers. The former is 1-regular and the latter is not. Indeed, the former is the unique 1-regular augmentation of the latter.

2.1.36. Alternative characterisation of 1-regularity. An equivalent definition of the 1-regularity of Q is that its source and target maps s and t be bijections $Q_1 \rightarrow Q_0$. When so, they have respective inverses s^{-1} and t^{-1} and we thus obtain permutations $(t \circ s^{-1}): Q_0 \rightarrow Q_0$ and $(s^{-1} \circ t): Q_1 \rightarrow Q_1$.

2.1.37. The quiver \mathbb{Z} . The quintessential 1-regular quiver is $(\dots \leftarrow -2 \leftarrow -1 \leftarrow 0 \leftarrow 1 \leftarrow 2 \leftarrow \dots)$, which we naughtily call \mathbb{Z} .

Powers of $(t \circ s^{-1})$ or $(s^{-1} \circ t)$ give \mathbb{Z} -actions on the vertices and arrows, moving things “with the flow of the quiver”. We write these actions additively and on the right so that, for $k \in \mathbb{Z}$, $i - k := (t \circ s^{-1})^k(i)$ and $\alpha - k := (s^{-1} \circ t)^k(\alpha)$. The pictures to keep in mind are the following:

$$\dots \longleftarrow (i-2) \longleftarrow (i-1) \longleftarrow i \longleftarrow (i+1) \longleftarrow (i+2) \longleftarrow \dots$$

and

$$\dots \xleftarrow{\alpha-2} \cdot \xleftarrow{\alpha-1} \cdot \xleftarrow{\alpha} \cdot \xleftarrow{\alpha+1} \cdot \xleftarrow{\alpha+2} \dots$$

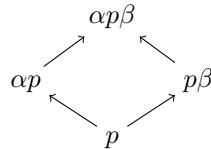
This notation for the action is chosen so as to be compatible with any sensible identification of the arrows of vertices of the quiver with \mathbb{Z} .

2.1.38. Paths in \mathbb{Z} . Three pieces of information associated to each $p \in \text{Path}(\mathbb{Z})$ are its source $s(p)$, target $t(p)$ and length $\text{len } p$. Any two of these determine the third since $s(p) - l = t(p)$.

We write $(i \xrightarrow{l} \circ)$ for the path in \mathbb{Z} with source i and length l . (The brackets are for clarity when written inline rather than a strict part of the notation.) In the much rarer events that we specify a path in \mathbb{Z} by its target and length or its source and target, we will use the notations $(\circ \xrightarrow{l} i)$ and $(i \xrightarrow{\quad} j)$.

The \mathbb{Z} -actions on the vertices of \mathbb{Z} induce one on $\text{Path}(\mathbb{Z})$. An obvious notation would be to write $p - k$ for $((s(p) - k) \xrightarrow{\quad} (t(p) - k))$, where $k \in \mathbb{Z}$, however this is unnecessary for we only mean to mention the existence of the action and show how it follows from the action on vertices.

2.1.39. Subpath poset of \mathbb{Z} . The poset $\text{Path}(\mathbb{Z})$ of paths in \mathbb{Z} (ordered by the subpath order) is very transparent. Since $t^{-1}(s(p))$ and $s^{-1}(t(p))$ are uniquely defined for any path p , the whole story is told by “fundamental diamonds”



in the Hasse diagram. These fit together as in Figure 2.1.

2.1.40. Notation for other connected 1-regular quivers. Any finite, connected 1-regular quiver Q is a quotient of \mathbb{Z} . This means we can represent vertices, arrows or paths of Q using those in \mathbb{Z} . Context will always clarify whether the source and target vertices of $(i \xrightarrow{\quad} j)$ are to be understood modulo n and, when so, what the value of n is.

2.1.41. Notation for general 1-regular quivers. An arbitrary 1-regular quiver Q is the quotient of the disjoint union of copies of \mathbb{Z} , one for each connected component.

It will be necessary to discuss several paths in such a quiver Q at once, however those paths will all lie in the same connected component and that component should be clear from context. Therefore, in keeping with the above convention, each path of interest in that component can be represented using paths in \mathbb{Z} .

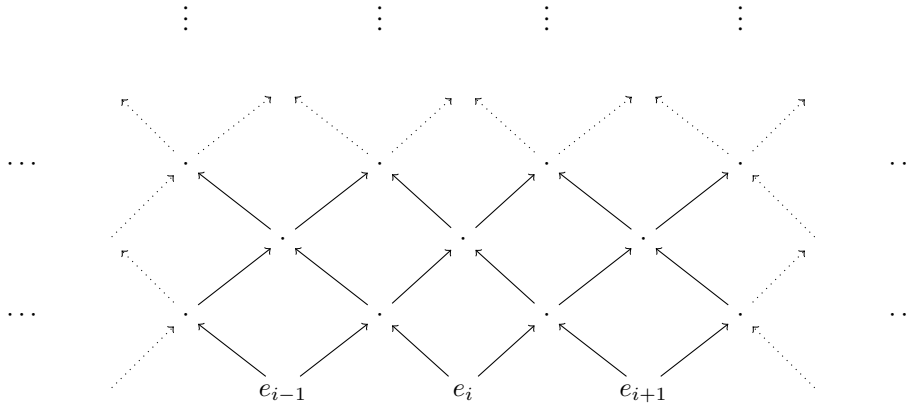


Figure 2.1. The Hasse diagram of $\text{Path}(\mathbb{Z})$.

2.1.42. Other posets of paths in \mathbb{Z} . If we partially order \mathbb{Z} -paths using the prefix relation, then two paths are comparable iff they have the same source, and two comparable paths satisfy $p \leq q$ iff $\text{len } p \leq \text{len } q$. This means that the prefix-poset of \mathbb{Z} -paths is a disjoint union of chains

$$(i \xrightarrow{0} \circ) < (i \xrightarrow{1} \circ) < (i \xrightarrow{2} \circ) < (i \xrightarrow{3} \circ) < \dots,$$

one copy for each $i \in \mathbb{Z}$, each chain being order-isomorphic to \mathbb{N} . Essentially the same statements hold for the suffix poset; we need only compare paths by their targets rather than sources.

2.2 Algebraic prerequisites

2.2.1 Quiver algebras

We assume throughout that \mathbb{k} is some fixed field.

2.2.1. Algebras and opposites. By an *algebra* A , we mean an associative and unital (but not necessarily commutative) ring with a compatible \mathbb{k} -vector space structure.

Any algebra A has an opposite algebra A^{op} . The underlying vector space is the same but the multiplication is reversed.

2.2.2. Path algebras and their elements. Suppose Q is a finite quiver: that is, a directed graph with finitely many vertices and finitely many arrows, where loops and/or multiple edges are permitted. The paths of Q , also called *Q -paths* to emphasise their parent quiver (and including the stationary paths e_i at each vertex i), form the basis of a vector space. Multiplication can be defined on basis vectors p and q by "concatenation extended by zero"; more precisely, $p \cdot q = pq$ (" p then q ") if pq is a path in Q , and $p \cdot q = 0$ otherwise. This defines the *path algebra* KQ . Its multiplicative unit is the sum $\sum_{i \in Q_0} e_i$ of stationary paths. It has finite \mathbb{k} -dimension iff Q contains no (directed) cycles.

An arbitrary element of $\mathbb{k}Q$ is thus a finite \mathbb{k} -linear sum $\sum_{k=1}^m \lambda_k p_k$ of Q -paths p_k . The *components* of such an element are those paths p_k with $\lambda_k \neq 0$.

2.2.3. Arrow ideal. Let $J \trianglelefteq KQ$ denote the *arrow ideal* of KQ : the smallest two-sided ideal of KQ containing the arrows of Q . This is the Jacobson radical of A ; that is, the intersection of all maximal ideals of A .

2.2.4. Ideals of path algebras. An ideal $I \trianglelefteq KQ$ is *admissible* iff there is an integer $N \geq 2$ with $J^N \subseteq I \subseteq J^2$.

If $\rho \subseteq \mathbb{k}Q$ is a collection of elements, then we denote the smallest two-sided ideal of $\mathbb{k}Q$ to contain ρ by

$\langle \rho \rangle$; when ρ is finite, say $\rho = \{r_1, \dots, r_s\}$, then we alternatively denote it by $\langle r_1, \dots, r_s \rangle$. Any admissible ideal I of a path algebra is of the form $I = \langle \rho \rangle$ for some finite ρ [ASS06, Lem II.2.8]; without loss of generality, we may therefore assume the generating set ρ to be minimal.

The elements of a minimal ρ are called *relations*. The components of any relation $\sum_{k=1}^m \lambda_k p_k$ all have the same source and target without loss of generality, since this is true of $e_i (\sum_{k=1}^m \lambda_k p_k) e_j$ (for primitive idempotents e_i, e_j) and

$$\sum_{k=1}^m \lambda_k p_k = \left(\sum_{i \in Q_0} e_i \right) \left(\sum_{k=1}^m \lambda_k p_k \right) \left(\sum_{j \in Q_0} e_j \right) = \sum_{i, j \in Q_0} e_i \left(\sum_{k=1}^m \lambda_k p_k \right) e_j.$$

A relation $\sum_{k=1}^m \lambda_k p_k$ is called a *monomial relation* if it has 1 component and a (*skew*) *commutativity relation* if it has 2.

2.2.5. Quiver algebras. By a (*bound*) *quiver algebra*, we mean a quotient KQ/I of a path algebra KQ by an admissible ideal I . We will refer to Q as the *ground quiver* or *presenting quiver* of the algebra.

Any quiver algebra is a finite-dimensional [ASS06, Prop II.2.6] algebra. Conversely, any basic, connected algebra is isomorphic to a quiver algebra [ASS06, Thm II.3.7]. To understand why it suffices to consider algebras that are basic and connected (terms defined in see [ASS06, Def I.6.1 and Sec I.4]) note that any finite-dimensional algebra is a direct product of connected ones (trivially) and the module category of any connected finite-dimensional algebra is equivalent to that of a basic one [ASS06, Cor I.6.10].

2.2.6. Paths and residues. Retaining the notation of the previous passage, we define the *A-residue* of a Q -path p to be the element $p + I$. (Others have called this the canonical image of p in A .)

We use the term *A-path* to mean the nonzero A -residue of some Q -path.

2.2.2 Representation theory

2.2.7. Modules. A *representation* of A is a homomorphism of algebras $\phi: A \rightarrow \text{End } X$ whose target is the endomorphism algebra $\text{End } X$ of a \mathbb{k} -vector space X ; for convenience, write ϕ_a for the image of a in ϕ . In this case, we call X a (*right*) *A-module*, with associated action $xa := x\phi_a$. The module is *finite dimensional* iff X is.

2.2.8. Representations of quivers. Since $A = \mathbb{k}Q/I$, we can work in terms of (*bound*) *representations of quivers*. These are assignments of a vector space X_i to each vertex i of Q and of a linear map $\theta_\alpha: X_{s(\alpha)} \rightarrow X_{t(\alpha)}$ to each arrow α of Q such that for all \mathbb{k} -linear sum of paths $\sum_{k=1}^m \lambda_k p_k \in I$, the associated map $\sum_{k=1}^m \lambda_k \theta_{p_k}: \bigoplus_i X_i \rightarrow \bigoplus_i X_i$ is zero. Here, $\theta_{p_k} = \theta_{\alpha_1} \cdots \theta_{\alpha_r}$ for a decomposition of a nonstationary p_k into a product $\alpha_1 \cdots \alpha_r$ of arrows, and $\theta_i = \text{id}_{X_i}$ for any stationary path at i .

2.2.9. Equivalence. As is well-known, representations of quivers are equivalent to modules [ASS06, III.1]. More specifically, the categories $\mathbf{Rep}(Q, I)$ of bound quiver representations and $\mathbf{Mod}\text{-}A$ of A -modules are equivalent, and this equivalence restricts to their respective full subcategories $\mathbf{rep}(Q, I)$ and $\mathbf{mod}\text{-}A$ of finite-dimensional objects. We use the two formulations interchangeably throughout.

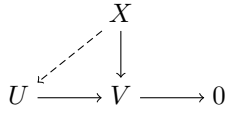
We note in particular that all of the categories in the previous paragraph are abelian: thus, we can speak of the direct sum of modules (denoted with \oplus).

2.2.10. Indecomposability and unique decomposition. We call a nonzero module X *indecomposable* if $X = Y \oplus Z$ implies Y or Z is zero.

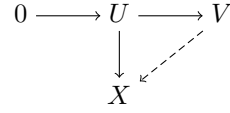
If X is a finite-dimensional module (or bound quiver representation) and there are indecomposable modules Y_r, Y'_r satisfying $X \cong Y_1 \oplus \cdots \oplus Y_m \cong Y'_1 \oplus \cdots \oplus Y'_{m'}$, then $m = m'$ and there exists some permutation σ of $\{1, \dots, m\}$ such that $Y_r \cong Y'_{r\sigma}$.

2.2.11. Additive generation. If \mathcal{X} is any set of A -modules, we define the *additive closure of \mathcal{X}* as the full subcategory of $\mathbf{mod}\text{-}A$ whose objects are isomorphic to direct summands of finite direct sums of members of \mathcal{X} . We denote this subcategory by $\mathbf{add } \mathcal{X}$ or, when $\mathcal{X} = \{X\}$ is a singleton, simply $\mathbf{add } X$.

If a category \mathbf{C} has $\mathbf{C} = \mathbf{add } X$, then we say X *additively generates*, or is the *additive generator of*, \mathbf{C} .



(a) *Projective modules* X . In particular note that $U \rightarrow V$ is surjective.



(b) *Injective modules* X . In particular note that $U \rightarrow V$ is injective.

Figure 2.2. Defining diagrams for projectives and injectives.

2.2.12. Representation type. One can seek to classify the isomorphism classes of indecomposable (finite-dimensional) modules of an algebra. A deep theorem of Drozd [Dro80] establishes that all finite-dimensional algebras fall into exactly one of three representation types.

In increasing order of complexity, the options are *representation finite*, *tame* or *wild*. The first type simply means the algebra has only finitely many isoclasses of indecomposables. The second type means, informally speaking, that in each dimension all but finitely many modules lie in one of finitely many classes, each parameterised by the field. Speaking even more informally, the third type are those for which the classification problem is intractable in a very strong way.

Discussion and formal definitions of representation type can be found in [Ben95, Sec 4.4]. We mention representation type only to contextualise the classification of indecomposables for SB algebras.

2.2.13. Submodules and quotients. An A -submodule $Y \leq X$ is a vector subspace Y of X such that $ya \in Y$ for all $y \in Y$ and $a \in A$. For any submodule $Y \leq X$, the vector-space quotient X/Y has a well-defined, natural A -module structure. Therefore we also denote by X/Y the *quotient* A -module.

We call X *simple* if it has no submodules beside 0 and X . The (isomorphism classes of) simple A -modules correspond to the vertices of the ground quiver Q of A . We write S_i for the simple module associated to $i \in Q_0$ comprising \mathbb{k} at vertex i , 0 at all other vertices and all maps zero. A module is *semisimple* if it is a direct sum of simple modules.

The largest semisimple submodule of X is the *socle* $\text{soc } X$ of X . The *radical* $\text{rad } X$ is the smallest submodule $Y \leq X$ such that X/Y is semisimple; the *head* $\text{hd } X$ of X is that quotient $X/\text{rad } X$.

We call X *uniserial* if its poset of submodules is a chain.

2.2.14. Projective and injective modules. We define two special classes of A -modules. Each class has several equivalent definitions, some of which emphasise the duality between the definitions, others which are more useful in practice.

- (a) The following three conditions are equivalent. Any module satisfying them is *projective*.
 - (i) The covariant functor $\text{Hom}_A(X, -): \mathbf{Mod}\text{-}A \rightarrow \mathbf{Mod}\text{-}\mathbb{k}$ is exact
 - (ii) For any solid diagram with exact rows as in Figure 2.2a, there exists a homomorphism $X \rightarrow U$ commuting it.
 - (iii) The module X is a direct summand of some direct power of A .
- (b) The following two conditions are equivalent. Any module satisfying them is *injective*.
 - (i) The contravariant functor $\text{Hom}_A(-, X): \mathbf{Mod}\text{-}A \rightarrow \mathbf{Mod}\text{-}\mathbb{k}$ is exact.
 - (ii) For any solid diagram with exact rows as in Figure 2.2b, there exists a homomorphism $U \rightarrow X$ commuting it.

We write $\mathbf{Proj}\text{-}A$ and $\mathbf{Inj}\text{-}A$ for the full subcategories of $\mathbf{Mod}\text{-}A$ comprising the projective and injective modules, respectively, and we write $\mathbf{proj}\text{-}A$ and $\mathbf{inj}\text{-}A$ for the corresponding full subcategories of $\mathbf{mod}\text{-}A$.

As with the simples, there corresponds to each vertex $i \in Q_0$ an indecomposable projective module $P_i := e_i A$ and an indecomposable injective module denoted E_i . It follows that $\bigoplus_{i \in Q_0} P_i$ and $\bigoplus_{i \in Q_0} E_i$ are additive generators for $\mathbf{proj}\text{-}A$ and $\mathbf{inj}\text{-}A$ respectively.

2.2.15. Dualities. We write \mathbf{D} for the vector-space duality $\mathrm{Hom}_{\mathbb{k}}(-, \mathbb{k}): \mathbf{mod}\text{-}A \rightarrow \mathbf{mod}\text{-}A^{\mathrm{op}}$ of modules; by *duality*, we mean that this functor gives a contravariant equivalence of categories $\mathbf{mod}\text{-}A \rightarrow \mathbf{mod}\text{-}A^{\mathrm{op}}$ [ASS06, I.2.9]. It restricts to dualities $\mathbf{proj}\text{-}A \rightarrow \mathbf{inj}\text{-}A^{\mathrm{op}}$ and $\mathbf{inj}\text{-}A \rightarrow \mathbf{proj}\text{-}A^{\mathrm{op}}$ [ASS06, Thm I.5.13] that we also denote by \mathbf{D} .

Additionally, we also write $(\)^*$ (ie, a superscript asterisk) for the functor

$$\mathrm{Hom}_A(-, A): \mathbf{mod}\text{-}A \rightarrow \mathbf{mod}\text{-}A^{\mathrm{op}}$$

which, importantly, restricts to a duality $\mathbf{proj}\text{-}A \rightarrow \mathbf{proj}\text{-}A^{\mathrm{op}}$ (see first paragraph of [ASS06, §IV.2]).

2.2.3 Special biserial algebras

2.2.16. SB algebras. A *special biserial (SB) algebra* is a quiver algebra $\mathbb{k}Q/I$ where

- (a) Q is sub-2-regular and
- (b) for any arrow $\alpha \in Q_1$, (i) there exists at most one arrow $\beta \in Q_1$ with $\alpha\beta \notin I$ and (ii) there exists at most one arrow $\gamma \in Q_1$ with $\gamma\beta \notin I$.

We remark in passing that A is special biserial iff A^{op} is.

2.2.17. Previous authors have restricted attention to particular classes of SB algebras. These include string algebras (for which the defining ideal I is generated by paths), gentle algebras (I is generated by paths of length 2) and symmetric or representation-finite or radical-cube-zero SB algebras. We make no such restriction.

In the following proposition, we survey some of the most significant theorems about (unrestricted) SB algebras.

2.2.18. Proposition. *Let $A = \mathbb{k}Q/I$ be a SB algebra.*

(We introduce projective, injective, nonuniserial modules and string modules in greater detail later in this subsection. Band modules are defined in Subsection 5.1.2. For the definition of the representation dimension of an algebra, see [EHIS04, §1]. For discussion of the big and little finitistic dimensions $\mathrm{Fin\,dim}\,A$ and $\mathrm{fin\,dim}\,A$ of an algebra A , as well as the big and little finitistic dimension conjectures related to them, refer forward to Passage 2.2.49.)

- (a) [SW83, Corollary to Lem 1] [WW85, Prop 1.3] *The defining admissible I is generated by monomial relations and (skew) commutativity relations.*
- (b) [WW85, Prop 2.3] *The indecomposable finite-dimensional modules of an A come in three distinct flavours.*
 - (i) Projective, injective, nonuniserial modules: *there are only finitely many of these, possibly zero.*
 - (ii) String modules: *there are only finitely many of these with any given \mathbb{k} -dimension.*
 - (iii) Band modules: *these come in families parameterised by elements of the ground field \mathbb{k} .*

Consequently A is representation-finite or tame.

- (c) [WW85, §2] [Erd90, II.1.3] *Decompose the regular module of A as $P \oplus P'$, where all direct summands of P are projective, injective and nonuniserial but no summands of P' are. Then $\mathrm{soc}\,P$ is in fact a two-sided ideal of A , and the only indecomposable A -modules that are not $A/(\mathrm{soc}\,P)$ -modules are the indecomposable direct summands of P .*
- (d) [EHIS04, Cor 1.3] *The representation dimension of A is at most 3 and so A satisfies the little finitistic dimension conjecture.*
- (e) [HZ16, Thm 3.1] *For any $r > 0$, there exists a SB algebra A_r that satisfies $\mathrm{fin\,dim}\,A_r = r + 1$ and $\mathrm{Fin\,dim}\,A_r = 2r + 1$.*

Proof. We direct the reader to the references given with each statement. We comment that the finiteness statement of (b)(ii) is implicit.

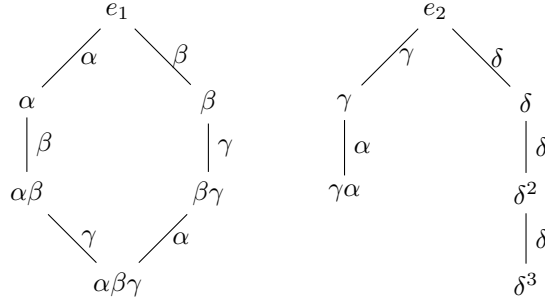


Figure 2.3. Structure of the regular module of running example algebra A . The lefthand graph illustrates the structure of $P_1 = e_1A$; the righthand graph, that of $P_2 = e_2A$.

The proof of part (c) amounts to [SW83, Corollary to Lem 1] but it bears repeating here. We assume part (a), and thus suppose $I = \langle \rho \rangle$ for some minimal set of monomial and commutativity relations. Suppose $\lambda p - \mu q$ is a commutativity relation (and so $\lambda \neq 0 \neq \mu$). Both components p and q are clearly paths of length at least 2 since I is admissible; say they factor as $p = \alpha_1 p' \alpha_2$ and $q = \beta_1 q' \beta_2$ for arrows $\alpha_1, \alpha_2, \beta_1, \beta_2$ and paths p', q' . Then, by definition,

$$p + I = (\alpha_1 p' \alpha_2) + I = (\lambda^{-1} \mu) (\beta_1 q' \beta_2) + I = (\lambda^{-1} \mu) (q + I). \quad (2.1)$$

Evidently, left-multiplication by $e_{s(p)} = e_{s(q)}$ or right-multiplication by $e_{t(p)} = e_{t(q)}$ fixes $p + I$ and $q + I$, while left- or right-multiplication by any other idempotent annihilates them. For any arrow $\gamma \in Q_1$, consider right-multiplying (2.1) by γ to give

$$(p + I)\gamma = p\gamma + I = \alpha_1 p' \alpha_2 \gamma + I = (\lambda^{-1} \mu) \beta_1 q' \beta_2 \gamma + I = (\lambda^{-1} \mu) (q + I)\gamma.$$

If this is nonzero then $\alpha_2 \gamma \notin I$ and $\beta_2 \gamma \notin I$, which contradicts Definition 2.2.16(b)(ii); thus arrows act on the right on $p + I$ and $q + I$ as zero. One similarly shows they act as zero on the left.

We know that $\text{soc } P$ is spanned by $\{p + I : p \text{ is a component of a commutativity relation in } \rho\}$. Evidently $\text{soc } P$ is a right submodule of P and hence of A by transitivity of inclusion, and therefore *a fortiori* a vector subspace of A . The preceding paragraph shows that this subspace is closed under the action of A on both the left and right. Thus, $\text{soc } P$ is a two-sided ideal of A , as claimed. It follows that $A/(\text{soc } P) = \mathbb{k}Q/\langle \rho' \rangle$, where $\rho' = \rho \cup \{p : p \text{ is a component of a commutativity relation in } \rho\}$. \square

2.2.19. Running example. Throughout this thesis, we will consistently work with the SB algebra

$$A := \mathbb{k} \left(\alpha \circlearrowleft 1 \xrightleftharpoons[\gamma]{\beta} 2 \circlearrowright \delta \right) / \langle \alpha^2, \beta\delta, \gamma\beta, \delta\gamma, \alpha\beta\gamma - \beta\gamma\alpha, \gamma\alpha\beta, \delta^4 \rangle.$$

The A -paths of length 2 are $\alpha\beta, \beta\gamma, \gamma\alpha, \delta^2$. The paths give the basis of the regular A -module as depicted in Figure 2.3.

Our graphical notation follows that in, for example, [ZH91]. The vertices of the graphs are A -paths, which form a basis. An edge labelled by some $\alpha' \in Q_1$ indicates that α' maps the higher vector to some (nonzero) scalar multiple of the lower vector, while all other arrows annihilate the higher node.

This algebra is built into the SBStrips package as `SBStripsExampleAlgebra(1)`.

```
gap> SBStripsExampleAlgebra( 1 );
<Rationals[<quiver with 2 vertices and 4 arrows>]/
<two-sided ideal in <Rationals[<quiver with 2 vertices and 4 arrows>]>,
(7 generators)>>
```

2.2.20. Special biserial algebras are biserial. A finite-dimensional algebra A is *biserial* if for every indecomposable projective A -module P there exists uniserial A -modules U, V such that $\text{rad } P = U + V$

and $U \cap V$ is simple or zero.

The SB algebra axioms ensure that the principal right ideal αA generated by an arrow α is uniserial, being spanned by the A -paths of the form αp (p some Q -path). We find that $\text{rad } P_i = \sum \alpha A$, where the sum runs over all arrows α with $s(\alpha) = i$, of which there are at most two. We deduce that all SB algebras are biserial. The converse is not necessarily true [SW83, §1].

Pin modules

2.2.21. Pin modules. We abbreviate *projective, injective, nonuniserial module* to *pin module*. We further insist that all pin modules are indecomposable.

2.2.22. Running example. In our running example algebra from Passage 2.2.19, $P_1 = e_1 A$ is a pin module. Its structure graph, as in Figure 2.3, has a lozenge shape. Reading down either side of the lozenge, the labels of the edges spell out $\alpha\beta\gamma$ and $\beta\gamma\alpha$; that the A -residues of these two paths are linearly dependent on one another is a consequence of the defining relation $\alpha\beta\gamma - \beta\gamma\alpha$ for A .

2.2.23. Remarks. (a) If an indecomposable module is projective, injective and nonuniserial then, in particular, it is an indecomposable injective and so has simple socle. (This is dual, using the functor D , to the fact that indecomposable projectives have simple head [ASS06, Cor I.5.17].)

(b) The pin modules for a SB algebra correspond to commutativity relations. This general fact seems to be well-known, appearing, at least implicitly, in the literature in (eg) [LM04, §2, para 5] and throughout [HZ16]. We remarked on the particular case of our running example algebra in the previous passage.

(c) Continuing the notation of the previous passage, let the pair (U, V) of submodules of $e_i A$ be: $(0, 0)$ if i is the source of no arrows; $(\alpha A, 0)$ if i is the source of one arrow α or; $(\alpha A, \beta A)$ if i is the source of two arrows $\alpha \neq \beta$.

To have $U \cap V \neq 0$, we must not only have that i be the source of two arrows (since otherwise $V = 0$), but also that some A -path is represented by (a linear multiple of) a Q -path with first arrow α and one with first arrow β . This occurs iff there is a commutativity relation with source i iff P_i is a projective, injective, nonuniserial module. When this does occur, the simple intersection is isomorphic to S_j , where j is the target of the commutativity relation that has source i . This is easy to see, since a basis vector for this simple socle is given by either of the components of the commutativity relation that has source i . Confer with our example basis in Figure 2.3 or, more generally, the basis for projectives of SB algebras given in [LM04, §2, para 5]

String modules

2.2.24. String graphs. A *string graph (for A)* is a quiver homomorphism $w: G \rightarrow Q$ such that:

- (a) the underlying (undirected) graph of G is linear, each connected component being either finite ($\circ - \circ - \dots - \circ$), unbounded in one direction ($\circ - \circ - \circ - \dots$) or unbounded in both directions ($\dots - \circ - \circ - \dots$);
- (b) (i) for any subgraph ($\circ \xleftarrow{x} i \xrightarrow{y} \circ$) of G featuring a source vertex i and its two outgoing arrows, we have $w(x) \neq w(y)$;
- (ii) for any subgraph ($\circ \xrightarrow{x} i \xleftarrow{y} \circ$) of G featuring a sink vertex i and its two incoming arrows, we have $w(x) \neq w(y)$;
- (c) for any path ($\circ \xrightarrow{x_1} \circ \xrightarrow{x_2} \dots \xrightarrow{x_\ell} \circ$) in G , the A -path $p := w(x_1 x_2 \dots x_\ell)$ is linearly independent of any other A -path.

We follow the commonplace convention of depicting a string graph as a labelled graph, each vertex v or arrow x being labelled by $w(v)$ or $w(x)$.

We do not assume that G is connected. When G is connected, we call w *indecomposable*. The restriction of w to any connected component of G gives an indecomposable string graph.

2.2.25. Remarks. (a) Condition 2.2.24(c) is just a formal way of saying that $p \notin I$ and p is not a component of a commutativity relation.

(b) The empty graph is a string graph.

2.2.26. String modules. Let w be a string graph for A . The *string module* $\text{Str}(w)$ associated to w is the A module constructed as follows. Its basis is the vertex set of w . Any basis vector v is fixed by the idempotent $e_{w(v)}$ and annihilated by all others. For each arrow $v \xrightarrow{x} v'$ of the string graph, the A -arrow $w(x)$ sends v to v' . Otherwise, each A -arrow acts as zero on basis vectors. Thanks to condition 2.2.24(c) and Proposition 2.2.18(a), this does indeed give an A -action.

In general, a string module is a module isomorphic to some $\text{Str } w$. However we will only ever work with these representative examples.

2.2.27. Examples. (a) Any simple module is a string module: the corresponding string graph is a single vertex. More generally, any linear graph $(\ell \xrightarrow{x_1} (\ell-1) \xrightarrow{x_2} \dots \xrightarrow{x_\ell} 1)$ gives a uniserial module having a number of vertices equal to the composition length of X . In fact, if the composition series of X is $0 = X_0 < X_1 < \dots < X_{\ell-1} < X_\ell = X$, then the composition factor X_k/X_{k-1} is $S_{w(k)}$.

(b) The zero module is the string module associated to the empty graph.

(c) The indecomposable direct summands of $\text{Str}(w)$ correspond to the restrictions of w to its connected components.

2.2.28. Rescaling string graphs. Suppose that in addition to a string graph w we are given a nonzero scalar λ_x for each arrow $v \xrightarrow{x} v'$ of w . We can then define an A -module as in the above construction of string graphs, except now we stipulate that the A -arrow $w(x)$ sends v to $\lambda_x v'$ instead of v' .

This gives a construction of a string module that seems more general than the one given above, but is not. The modules given by either construction are isomorphic; the isomorphism may be realised by rescaling the basis vectors independently.

Going forward, we will take such rescaling for granted when recognising string modules.

2.2.29. String modules can be defined over any finite-dimensional algebra but they have proved especially attractive over SB algebras. The following propositions collect some highlights.

2.2.30. Proposition. *Let $X := \text{Str}(w)$ be a string module over a SB algebra.*

(See [ASS06, §IV.2] for the definitions and discussion of transpose Tr and the Auslander-Reiten translate τ and inverse translate τ^{-1} . Refer forward to Definition 2.2.48 for syzygies $\Omega = \Omega^1$. See [Gél20, §1.1] for discussion of suspension Σ .)

(a) [WW85, Lem 3.1(1)] *The vector-space dual $D X := \text{Hom}_{\mathbb{k}}(X, \mathbb{k})$ of X is a string module (for A^{op}).*

(b) [WW85, Lem 3.2(2)] *The transpose $\text{Tr } X$ of X is a string module (for A^{op}).*

(c) [LM04, Prop 2.2] *The syzygy $\Omega^1 X$ of X is a string module.*

(d) *The Auslander-Reiten translate $\tau X := (D \circ \text{Tr})(X)$ and inverse translate $\tau^{-1} X := (\text{Tr} \circ D)(X)$ of X are string modules.*

(e) *The suspension $\Sigma X := (\text{Tr} \circ \Omega \circ \text{Tr})(X)$ of X is a string module.*

Proof. For parts (a), (b) and (c), we direct the reader to the references given with each statement. The remaining parts follow by composition. \square

2.2.31. Proposition. *Any indecomposable projective or injective A -module that is not a pin module is a string module.*

Proof. For projective modules, this is mentioned explicitly in the final sentence of the "String modules" subsection of [HZ16, §1] and implicitly in the fifth paragraph (beginning "Furthermore") of [LM04, §2].

The statement about injective A -modules can be obtained by applying D to the injective A^{op} -modules since: D sends strings to strings (by the previous proposition); exchanges injective and projective modules (by Passage 2.2.15) and; respects (non)uniseriality (this follows from [ASS06, Thm 5.13(a)(c)]) \square

2.2.32. SBStrips. These constructions on string modules in Proposition 2.2.30 are implemented in the SBStrips package. We refer the reader to the SBStrips documentation provided in Appendix B.

2.2.4 The derived category

In the following, A denotes an arbitrary finite-dimensional algebra over \mathbb{k} .

The purpose of this subsection is twofold. First we must define the derived category $\mathbf{D}(A)$ of A . This category, initially considered in the 1960s by the circle around Grothendieck and formalised in the PhD thesis of his student Verdier [Ver67, Ver77, Ver96] (see also [Har66] for a contemporaneous account), is a natural setting in which to investigate the homological properties of A . It encompasses $\mathbf{Mod}\text{-}A$ (and so also $\mathbf{mod}\text{-}A$) but, unlike them, has the structure of a triangulated category rather than an abelian category. We will race through the subtle minutiae of its construction and defer often to the literature for details.

Many homological questions about A can be framed in terms of $\mathbf{D}(A)$ and its (triangulated) subcategories. Achieving this is our second goal.

Defining the derived category

Our prevailing reference is [Wei94, Chapters 1, 10].

2.2.33. Complexes and $\mathbf{Ch}(A)$. The *complex category of A* is the category with the following data. We denote it $\mathbf{Ch}(A)$, an abbreviation for the more correct $\mathbf{Ch}(\mathbf{Mod}\text{-}A)$

Its objects are diagrams $X^\bullet := (\dots \longrightarrow X^{-1} \xrightarrow{d_X^{-1}} X^0 \xrightarrow{d_X^0} X^1 \xrightarrow{d_X^1} X^2 \longrightarrow \dots)$ in $\mathbf{Mod}\text{-}A$ where the boundary morphisms d_X^k ($k \in \mathbb{Z}$) satisfy $d_X^k d_X^{k+1} = 0$. This implies $\text{im}(d_X^k) \leq \ker(d_X^{k+1})$.

A morphism $f^\bullet: X^\bullet \rightarrow Y^\bullet$ is a family $(f^k)_{k \in \mathbb{Z}}$ of module homomorphisms commuting the diagram

$$\begin{array}{ccccccccc} \dots & \longrightarrow & X^{-1} & \xrightarrow{d_X^{-1}} & X^0 & \xrightarrow{d_X^0} & X^1 & \xrightarrow{d_X^1} & X^2 & \longrightarrow & \dots \\ & & \downarrow f^{-1} & & \downarrow f^0 & & \downarrow f^1 & & \downarrow f^2 & & \\ \dots & \longrightarrow & Y^{-1} & \xrightarrow{d_Y^{-1}} & Y^0 & \xrightarrow{d_Y^0} & Y^1 & \xrightarrow{d_Y^1} & Y^2 & \longrightarrow & \dots \end{array}$$

Morphisms compose termwise using the composition law of $\mathbf{Mod}\text{-}A$; that is, $f^\bullet g^\bullet = (f^k g^k)_{k \in \mathbb{Z}}$.

Other obvious termwise constructions carry the addition of morphisms over to $\mathbf{Ch}(A)$ from $\mathbf{Mod}\text{-}A$, as well as kernels, cokernels, products and coproducts, making $\mathbf{Ch}(A)$ an abelian category.

The *support* of a complex X^\bullet is $\text{supp } X^\bullet := \{k \in \mathbb{Z}: X^k \neq 0\}$. We say that X^\bullet is *bounded above*, *bounded below* or *bounded* if $\text{supp } X^\bullet \subseteq \mathbb{Z}$ is too, in the sense of ordered sets.

Any module can be viewed as a bounded complex supported in a single term, usually the 0th, and so $\mathbf{Mod}\text{-}A$ embeds into $\mathbf{Ch}(A)$, as does its full subcategory $\mathbf{mod}\text{-}A$.

2.2.34. Shift functors. For $r \in \mathbb{Z}$, the shift functor $[r]: \mathbf{Ch}(A) \rightarrow \mathbf{Ch}(A)$ is defined on objects by

$$X^\bullet := (\dots \rightarrow X^0 \xrightarrow{d^0} X^1 \rightarrow \dots) \quad \mapsto \quad X^\bullet[r] := (\dots \rightarrow X^r \xrightarrow{(-1)^r d^r} X^{r+1} \rightarrow \dots).$$

We may think of it as moving all terms r step leftwards (or more accurately one step “against the flow of arrows”) and introducing signs $(-1)^r$ to all boundary maps. It is defined on morphisms as $(f^k)_k \mapsto (f^{k+r})_k$. It clearly respects composition and identities and, evidently, $[r][s] = [r+s]$ for all $r, s \in \mathbb{Z}$.

2.2.35. Homotopy and the homotopy category $\mathbf{K}(A)$. A morphism $f^\bullet: X^\bullet \rightarrow Y^\bullet$ of complexes is *nullhomotopic* if there exists a family $(s^k: X^k \rightarrow Y^{k-1})_{k \in \mathbb{Z}}$ of module homomorphisms with the property that $d_X^{k+1} s^{k+2} + s^{k+1} d_Y^k = f^{k+1}$ for all $k \in \mathbb{Z}$. This family $(s^k)_k$ is called a *contraction*.

The nullhomotopic morphisms form an ideal of $\mathbf{Ch}(A)$. The resulting quotient category is the *homotopy category $\mathbf{K}(A)$* of $\mathbf{Mod}\text{-}A$. (As before we use $\mathbf{K}(A)$ as a convenient shorthand for $\mathbf{K}(\mathbf{Mod}\text{-}A)$.)

For clarity, we underline that $\mathbf{K}(A)$ has the same objects as $\mathbf{Ch}(A)$ and that morphisms $f^\bullet, g^\bullet: X^\bullet \rightarrow Y^\bullet$ of complexes represent the same $\mathbf{K}(A)$ -morphism if their difference $f^\bullet - g^\bullet$ is nullhomotopic.

The homotopy category $\mathbf{K}(A)$ is additive but not (typically) abelian.

The shift functors on $\mathbf{Ch}(A)$ induce shift functors on $\mathbf{K}(A)$.

2.2.36. Homology. Fix a complex X^\bullet . For any $k \in \mathbb{Z}$, $\ker d_X^k / \operatorname{im} d_X^{k+1}$ is a well-defined object of $\mathbf{Mod}\text{-}A$ thanks to the condition $d_X^{k-1}d_X^k = 0$. We call it the *kth homology $H^k(X^\bullet)$ module of X^\bullet* . A routine diagram chase shows that any term $f^k: X^k \rightarrow Y^k$ satisfies $f^k(\ker d_X^k) \subseteq \ker d_Y^k$ and $f^k(\operatorname{im} d_X^{k-1}) \subseteq \operatorname{im} d_Y^{k-1}$. We find that f^k induces a well-defined map $H^k(X^\bullet) \rightarrow H^k(Y^\bullet)$ which respects identities and composition.

Consequently we obtain the *kth homology functor* $H^k: \mathbf{Ch}(A) \rightarrow \mathbf{Mod}\text{-}A$ for each $k \in \mathbb{Z}$. It is straightforward to verify that this factors through the canonical quotient functor $\mathbf{Ch}(A) \rightarrow \mathbf{K}(A)$, and therefore we are justified in treating homology as a functor family $H^k: \mathbf{K}(A) \rightarrow \mathbf{Mod}\text{-}A$ ($k \in \mathbb{Z}$).

Homology is compatible with shifting in an obvious way: $H^k(X^\bullet[r]) \cong H^{k+r}(X^\bullet)$.

2.2.37. Quasiisomorphisms. We call a $\mathbf{Ch}(A)$ - or $\mathbf{K}(A)$ -morphism f^\bullet a *quasiisomorphism* if all $H^k(f^\bullet)$ are isomorphisms in $\mathbf{Mod}\text{-}A$.

The property of two complexes X^\bullet, Y^\bullet being connected by a quasiisomorphism (in either direction $X^\bullet \rightarrow Y^\bullet$ or $Y^\bullet \rightarrow X^\bullet$) generates an equivalence relation; we call two complexes *quasiisomorphic* if they belong to the same class under this equivalence relation.

Standard functor properties prove that any isomorphism, and in particular any identity morphism, is a quasiisomorphism.

2.2.38. Resolutions give quasiisomorphisms. We know that any A -module M admits a projective resolution and an injective resolution. These are respectively exact sequences

$$\dots \rightarrow P^{-2} \rightarrow P^{-1} \rightarrow P^0 \xrightarrow{\pi} M \rightarrow 0 \quad \text{and} \quad 0 \rightarrow M \xrightarrow{\iota} E^0 \rightarrow E^1 \rightarrow E^2 \rightarrow \dots \quad (2.2)$$

with each P^k projective and each E^k injective. Removing M from these sequences gives complexes P^\bullet and E^\bullet over $\mathbf{Mod}\text{-}A$, as shown below. The module homomorphisms π and ι induce morphisms π^\bullet and ι^\bullet in $\mathbf{Ch}(A)$, and subsequently $\mathbf{K}(A)$.

$$\begin{array}{ccccccc} P^\bullet & & (\dots \rightarrow P^{-2} \rightarrow P^{-1} \rightarrow P^0 \rightarrow 0 \rightarrow 0 \rightarrow \dots) \\ \downarrow \pi^\bullet & & \downarrow \quad \downarrow \quad \downarrow \quad \downarrow \pi \quad \downarrow \quad \downarrow \\ M^\bullet & & (\dots \rightarrow 0 \rightarrow 0 \rightarrow M \rightarrow 0 \rightarrow 0 \rightarrow \dots) \\ \downarrow \iota^\bullet & & \downarrow \quad \downarrow \quad \downarrow \quad \downarrow \iota \quad \downarrow \quad \downarrow \\ E^\bullet & & (\dots \rightarrow 0 \rightarrow 0 \rightarrow E^0 \rightarrow E^1 \rightarrow E^2 \rightarrow \dots) \end{array}$$

It follows from the exactness of the sequences in (2.2) that all three complexes have zero homology outside of the 0th term where $H^0(P^\bullet) = H^0(E^\bullet) = M$. We deduce that π^\bullet and ι^\bullet are quasiisomorphisms.

2.2.39. Mapping cones. The *mapping cone* $\operatorname{cone}^\bullet(f^\bullet)$ of a $\mathbf{Ch}(A)$ -morphism $f^\bullet: X^\bullet \rightarrow Y^\bullet$ is the complex

$$\dots \rightarrow X^k \oplus Y^{k-1} \xrightarrow{d^{k-1}} X^{k+1} \oplus Y^k \xrightarrow{d^k} X^{k+2} \oplus Y^{k+1} \rightarrow \dots$$

with k th term $X^{k+1} \oplus Y^k$ and k th boundary map $d^k := \begin{bmatrix} -d_X^{k+1} & -f^{k+1} \\ 0 & d_Y^k \end{bmatrix}$.

One verifies that $(0 \rightarrow Y^\bullet \xrightarrow{u^\bullet} \operatorname{cone}^\bullet(f^\bullet) \xrightarrow{v^\bullet} X^\bullet[1] \rightarrow 0)$ is a short exact sequence, for maps given termwise by $u^k := [0 \ 1]: Y^k \rightarrow X^{k+1} \oplus Y^k$ and $v^k := \begin{bmatrix} -1 \\ 0 \end{bmatrix}: X^{k+1} \oplus Y^k \rightarrow X^{k+1}$. In the associated long exact sequence

$$\dots \rightarrow H^k(Y^\bullet) \rightarrow H^k(\operatorname{cone}^\bullet(f^\bullet)) \rightarrow H^k(X^\bullet[1]) \xrightarrow{\partial} H^{k+1}(Y^\bullet) \rightarrow \dots$$

of homology modules, the connecting homomorphism $(H^{k+1}(X^\bullet) =) H^k(X^\bullet[1]) \xrightarrow{\partial} H^{k+1}(Y^\bullet)$ is just the map induced by f^\bullet . The mapping construction thus ensures that an arbitrary morphism of complexes can be placed into a long exact sequence, and implies that f^\bullet is a quasiisomorphism iff $\operatorname{cone}^\bullet(f^\bullet)$ is exact.

If $0 \rightarrow X^\bullet \xrightarrow{f^\bullet} Y^\bullet \xrightarrow{g^\bullet} Z^\bullet \rightarrow 0$ is a short exact sequence in $\mathbf{Ch}(A)$, then there is a quasiisomor-

phism $\varphi^\bullet: \text{cone}^\bullet(f^\bullet) \rightarrow Z^\bullet$ given termwise by $\varphi^k := \begin{bmatrix} 0 \\ -g^k \end{bmatrix}: X^{k+1} \oplus Y^k \rightarrow Z^k$. (This is not typically an isomorphism.)

2.2.40. Inverses of quasiisomorphisms and $\mathbf{D}(A)$. The *derived category* $\mathbf{D}(A)$ is the category obtained from $\mathbf{K}(A)$ by adjoining inverses to quasiisomorphisms.

The introduction of formal inverses should remind the reader of the localisation $S^{-1}R$ of a ring R at a multiplicative subset $S \subseteq R$. This is the correct intuition. What is happening is a localisation of $\mathbf{K}(A)$ at the class of quasiisomorphisms, much like with rings at a multiplicative subset.

There exists a concrete description of $\mathbf{D}(A)$ -morphisms $X^\bullet \rightarrow Y^\bullet$ as so-called fractions of $\mathbf{K}(A)$ -morphisms $X^\bullet \xleftarrow{q^\bullet} Z^\bullet \xrightarrow{f^\bullet} Y^\bullet$, with numerator f^\bullet and denominator q^\bullet (connecting via some intermediate complex Z^\bullet). The denominator is a quasiisomorphism, a fact we signify using a squiggly arrow. The composition law is given by some contrived ‘‘calculus of fractions’’.

This is, once again, analogous to how elements of $S^{-1}R$ are constructed and multiplied. However such constructions are not to be performed and employed carelessly. Morphisms in $\mathbf{D}(A)$ involve some mediating object (Z^\bullet in the above notation) of which there is potentially a proper class. It is no longer clear *a priori* that each morphism class $\text{Hom}_{\mathbf{D}(A)}(X^\bullet, Y^\bullet)$ is actually a set, and so unclear whether $\mathbf{D}(A)$ is a category as we understand the term.

Other notions of derived categories fall prey to such problems. The derived category $\mathbf{D}(A)$ of an algebra does not [Wei94, §10.3]. Consequently we may proceed safe in the assumption that $\mathbf{D}(A)$ is a category in our universe, knowing that what forays we make into investigating it are well-founded.

Indeed our interactions with $\mathbf{D}(A)$ will be so unsophisticated that we do not even need to articulate any fine points about the calculus of fractions. We instead focus only on what pertains directly to our exposition.

2.2.41. Some key facts about $\mathbf{D}(A)$. What matters in this thesis is that $\mathbf{D}(A)$ has the same objects as $\mathbf{K}(A)$ and $\text{Ch}(A)$ – namely complexes of A -modules – and that two complexes which are quasiisomorphic in $\mathbf{K}(A)$ are isomorphic in $\mathbf{D}(A)$. In particular, any module is isomorphic in $\mathbf{D}(A)$ to its projective or injective resolutions, viewed as complexes as above.

Additionally, the shift functors $[r]$ on $\text{Ch}(A)$ and $\mathbf{K}(A)$ induce shift functors $[r]$ on $\mathbf{D}(A)$ ($r \in \mathbb{Z}$).

Triangulated categories and subcategories

2.2.42. Sketch of triangulation. Although $\mathbf{K}(A)$ and $\mathbf{D}(A)$ are additive, neither is typically abelian and in neither of them it is generally sensible to talk about short exact sequences. Instead one endows $\mathbf{K}(A)$ and $\mathbf{D}(A)$ with a related structure – called exact triangles – that makes them into *triangulated categories*.

For a given category like $\mathbf{K}(A)$ or $\mathbf{D}(A)$, an *exact triangle* is any triangle isomorphic to a strict triangle. Here: by *triangle* we mean a triple $(f^\bullet, g^\bullet, h^\bullet)$ of morphisms $X^\bullet \xrightarrow{f^\bullet} Y^\bullet \xrightarrow{g^\bullet} Z^\bullet \xrightarrow{h^\bullet} X^\bullet[1]$; by a *strict triangle* we mean a triangle belonging to some distinguished class, and; by an isomorphism of triangles $(r^\bullet, s^\bullet, t^\bullet) \rightarrow (f^\bullet, g^\bullet, h^\bullet)$ we mean isomorphisms forming the vertical arrows in the following commuting diagram. (The righthand isomorphism is the $[1]$ -shift of the lefthand isomorphism.)

$$\begin{array}{ccccccc} R^\bullet & \xrightarrow{r^\bullet} & S^\bullet & \xrightarrow{s^\bullet} & T^\bullet & \xrightarrow{t^\bullet} & R^\bullet[1] \\ \downarrow \cong & & \downarrow \cong & & \downarrow \cong & & \downarrow \cong \\ X^\bullet & \xrightarrow{f^\bullet} & Y^\bullet & \xrightarrow{g^\bullet} & Z^\bullet & \xrightarrow{h^\bullet} & X^\bullet[1] \end{array}$$

The strict triangles of $\mathbf{K}(A)$ are the triangles $X^\bullet \xrightarrow{f^\bullet} Y^\bullet \xrightarrow{u^\bullet} \text{cone}^\bullet(f^\bullet) \xrightarrow{v^\bullet} X^\bullet[1]$ arising from mapping cones (see passage 2.2.39). We cannot describe the strict triangles of $\mathbf{D}(A)$ without expounding further on the calculus of fractions. For this reason, we wave our hands and claim that the strict triangles of $\mathbf{D}(A)$ are triangles whose numerators essentially form a strict triangle in $\mathbf{K}(A)$.

These triangles must satisfy certain axioms, the enunciation of which is surplus to the needs of this thesis. Details can be found in [Wei94, §10.2] and [Nee01, Chapter 1].

2.2.43. Exact triangles from $\text{Ch}(A)$. Any short exact sequence $0 \rightarrow X^\bullet \xrightarrow{f^\bullet} Y^\bullet \xrightarrow{g^\bullet} Z^\bullet \rightarrow 0$ in

$\mathbf{Ch}(A)$ yields an exact triangle in $\mathbf{D}(A)$.

Specifically, it yields one isomorphic to the strict triangle $X^\bullet \rightarrow Y^\bullet \rightarrow \text{cone}^\bullet(f^\bullet) \rightarrow X^\bullet[1]$, whose morphisms (in $\mathbf{D}(A)$) are the ‘‘fractions’’

$$X^\bullet \xleftarrow{\sim} X^\bullet \xrightarrow{f^\bullet} Y^\bullet, \quad Y^\bullet \xleftarrow{\sim} Y^\bullet \xrightarrow{u^\bullet} \text{cone}^\bullet(f^\bullet), \quad \text{cone}^\bullet(f^\bullet) \xleftarrow{\sim} Z \xrightarrow{g^\bullet} X^\bullet[1].$$

of $\mathbf{K}(A)$ -morphisms, in the notation of passage 2.2.39.

2.2.44. Triangulated subcategories. We will only examine triangulated subcategories of $\mathbf{D}(A)$, therefore we will only define them in this generality.

A full subcategory $\mathbf{T} \subseteq \mathbf{D}(A)$ is a *triangulated subcategory* if the inclusion functor $\mathbf{T} \rightarrow \mathbf{D}(A)$ is additive, commutes with the shift functors $[r]$ and sends exact triangles in \mathbf{T} to exact triangles in $\mathbf{D}(A)$, and additionally if every exact triangle of $\mathbf{D}(A)$ is exact in \mathbf{T} .

2.2.45. Localising and colocalising subcategories. A triangulated subcategory is *localising* if it is closed under arbitrary (set-indexed) coproducts. A triangulated subcategory is *colocalising* if it is closed under arbitrary (set-indexed) products.

We denote by $\text{Loc}(\mathcal{X})$ or $\text{Coloc}(\mathcal{X})$ the smallest localising or colocalising subcategory containing some class \mathcal{X} of $\mathbf{D}(A)$ -objects.

2.2.46. Key properties of localising or colocalising subcategories. There are several, well-established properties of localising subcategories. Some of these properties were collected into a very convenient list in an article of Rickard. We reproduce that convenient list below, with a small specialisation: the claims that Rickard makes about the derived category of an arbitrary ring, we make only for a finite-dimensional algebra over a field.

In Proposition 5.1.7 we prove a corresponding list of properties of colocalising subcategories. Some aspects of Rickard’s standard arguments carry over directly, but some stages require more work, in a manner which does require the specialisation to finite-dimensional algebras.

2.2.47. Proposition. [Ric19, Prop 2.1] *Let \mathbf{L} be a localising subcategory of $\mathbf{D}(A)$.*

- (a) (i) *If $0 \rightarrow X^\bullet \rightarrow Y^\bullet \rightarrow Z^\bullet \rightarrow 0$ is a short exact sequence of complexes and two of the three objects $X^\bullet, Y^\bullet, Z^\bullet$ are in \mathbf{L} , then so is the third.*
- (ii) *If a complex X^\bullet is in \mathbf{L} , then so is $X^\bullet[r]$ for every $r \in \mathbb{Z}$.*
- (iii) *If X^\bullet and Y^\bullet are quasiisomorphic complexes and X^\bullet is in \mathbf{L} , then so is Y^\bullet .*
- (iv) *If $\{X_i^\bullet : i \in I\}$ is a set of objects of \mathbf{L} , then $\bigoplus_{i \in I} X_i^\bullet$ is in \mathbf{L} .*
- (b) *If $X^\bullet \oplus Y^\bullet$ is in \mathbf{L} , then so are X^\bullet and Y^\bullet .*
- (c) *If X^\bullet is a bounded complex, where the module X^k is in \mathbf{L} for every $k \in \mathbb{Z}$, then X^\bullet is in \mathbf{L} .*
- (d) *If $(X_0^\bullet \xrightarrow{f_0^\bullet} X_1^\bullet \xrightarrow{f_1^\bullet} X_2^\bullet \xrightarrow{f_2^\bullet} X_3^\bullet \rightarrow \dots)$ is a sequence of $\mathbf{Ch}(A)$ -morphisms between complexes, with X_m^\bullet in \mathbf{L} for all $m \geq 0$, then $\varinjlim X_m^\bullet$ is in \mathbf{L} .*
- (e) *If X^\bullet is a bounded above complex where the module X^k is in \mathbf{L} for every $k \in \mathbb{Z}$, then X^\bullet is in \mathbf{L} .*

2.2.5 Homological questions

We introduce homological questions of interest. Two questions concern finite projective dimensions of modules; another concerns triangulated subcategories of $\mathbf{D}(A)$.

2.2.48. Projective covers and syzygies. For any finite-dimensional module X there is up to isomorphism a unique smallest (in vector-space dimension) projective module $\mathbb{P}X$ that maps onto it, say by the map $\pi: \mathbb{P}X \rightarrow X$. We call this module the *projective cover* $\mathbb{P}X$ of X .

The kernel of this map is the *(first) syzygy* $\Omega^1 X$ of X ; it is uniquely determined up to isomorphism. We inductively define the k th syzygy as $\Omega^{k+1} M = \Omega^1(\Omega^k M)$ for $k \geq 0$ and, by convention, we set $\Omega^0 M$ to be X/P , for P the largest projective direct summand of X .

2.2.49. Finitistic dimension conjectures. For an A -module X , we define the *projective dimension* of X as $\text{proj dim } X := \min\{r \geq 0: \Omega^r X \text{ is projective}\}$, or $+\infty$ if no such r exists. We can then respectively define the *big* and *little finitistic dimensions* of A as

$$\begin{aligned} \text{Fin dim } A &:= \sup\{\text{proj dim } X \geq 0: X \in \mathbf{Mod}\text{-}A\}, \\ \text{fin dim } A &:= \sup\{\text{proj dim } X \geq 0: X \in \mathbf{mod}\text{-}A\}. \end{aligned}$$

An algebra A satisfies the *big* or *little finitistic dimension conjectures* when

$$\text{Fin dim } A < +\infty \quad \text{or} \quad \text{fin dim } A < +\infty,$$

respectively. (We clearly have $\text{fin dim } A \leq \text{Fin dim } A$ always, and so the big implies the little.) These conjectures originated in a paper by Bass [Bas60], who attributed them to Rosenberg and Zelinsky.

2.2.50. Status of the finitistic dimension conjectures. The “social” status of the finitistic dimension conjectures is great, since they sit at the top of a network of interconnected homological properties. We direct the interested reader to [GPS18, §1], where this network is drawn in part and further references provided.

In terms of academic status, the finitistic dimension conjectures are open in general but known to hold in select cases, the majority of work focussing on the little conjecture. What follows is a (not necessarily exhaustive) list; we direct the reader to the cited references for pertinent definitions.

The little finitistic dimension conjecture holds for algebras A that:

- (a) are local, since modules over local algebras have projective dimension either 0 or ∞ (stated in [Ric19, §8] but see also [AR91, proof of Prop 2.1(b)]) and thus $\text{fin dim } A = 0 < \infty$, and also since every idempotent ideal $\langle e \rangle$ of a local algebra A is isomorphic to A itself and hence is projective, implying $\text{fin dim } A \leq 1$ by [Mer98, Prop 1];
- (b) have radical-cubed zero [GZH91, ZH93, IT05];
- (c) have representation dimension at most 3 [IT05], this class including that of SB algebras [EHIS04];
- (d) are syzygy-finite, since this means there exists a $k \geq 0$ and a finite number of indecomposable modules Y_1, \dots, Y_m with $\{\Omega^r X \in \mathbf{mod}\text{-}A: r \geq k, X \in \mathbf{mod}\text{-}A\} \subseteq \text{add}(Y_1 \oplus \dots \oplus Y_m)$, in which case $\text{fin dim } A \leq k + \max\{\text{proj dim } Y \geq 0: Y \in \{Y_1, \dots, Y_m\} \text{ has } \text{proj dim } Y < \infty\}$;
- (e) are representation-finite, since these are syzygy-finite as above with $k = 0$;
- (f) are monomial [ZH91, ZH92];
- (g) are symmetric, self-injective or Gorenstein (see next sentence).

Indeed, algebras in classes (d), (e), (f) or (g) satisfy the big finitistic dimension conjecture as well, as a consequence of [Ric19, Thms 8.1 and 4.3].

2.2.51. Differences of finitistic dimensions. In the aforementioned paper, Bass also wondered whether any finite-dimensional algebra satisfies the strict inequality $\text{fin dim } A < \text{Fin dim } A$. The earliest answer came in the affirmative three decades later, when Zimmermann-Huisgen [ZH92] found monomial algebras A_r ($r \geq 2$) with

$$(\text{fin dim } A_r, \text{Fin dim } A_r) = (r, r + 1),$$

having proven in an earlier paper [ZH91] that the discrepancy of 1 was the maximal achievable among monomial algebras. Later, Smalø [Sma98] found a family of algebras Λ_r ($r \geq 1$) with

$$(\text{fin dim } \Lambda_r, \text{Fin dim } \Lambda_r) = (1, r),$$

his examples being radical-cubed zero algebras with wild representation type. Huisgen-Zimmermann [HZ16] then found SB algebras Γ_r ($r \geq 1$) with

$$(\text{fin dim } \Gamma_r, \text{Fin dim } \Gamma_r) = (r + 1, 2r + 1),$$

demonstrating that the difference between big and little finitistic dimensions can be arbitrarily large even among tame algebras.

2.2.52. Generation properties of the derived category. Rickard [Ric19] publicised homological properties, one of which he credits to Keller. We adopt his (Rickard's) notation in our work.

We respectively say that *injectives generate for A* or *projectives cogenerate for A* when

$$\text{Loc}(\mathbf{Inj}\text{-}A) = \mathbf{D}(A) \quad \text{or} \quad \text{Coloc}(\mathbf{Proj}\text{-}A) = \mathbf{D}(A)$$

(Here, as usual, we identify $\mathbf{Inj}\text{-}A$ and $\mathbf{Proj}\text{-}A$ with subcategories of $\mathbf{D}(A)$ in the standard way.)

2.2.53. Status of injective generation and projective cogeneration. Rickard showed that if injectives generate for A , or if projectives cogenerate for A^{op} , then A satisfies the big finitistic dimension conjecture (and consequently the small one); indeed, he gives a characterisation of the big finitistic dimension conjecture using the derived category [Ric19, Thm 4.4]. From this it follows that injective generation and projective generation are stronger than the finitistic dimension conjectures.

It is shown in the aforementioned paper that injectives generate for syzygy-finite and Gorenstein algebras. The former class encompasses algebras that are representation-finite, radical-squared zero or monomial; the latter, algebras that are self-injective or symmetric (such as group algebras $\mathbb{k}G$) or that have finite global dimension.

Several questions regarding these homological notions of (co)generation remain open.

The first avenue of inquiry is to prove directly that injectives generate and/or projectives cogenerate for other algebras. The most obvious obvious candidates for study are those for which the finitistic dimension conjectures hold. This thesis was born of a desire to address SB algebras. Our partial results in this direction appear in 5.

A second approach is to explore how various ring constructions impact these generation properties. This is the path taken by Cummings [Cum20], who has fruitfully explored various relations between rings and their module or derived categories.

It also remains open whether the converses to Rickard's implications hold under any general circumstance, and whether there is a connection between injective generation of an algebra and projective cogeneration (of its opposite, if need be).

2.3 Computational tools for algebra

GAP [GAP19] is a computer algebra system for computational discrete algebra. Initially developed in 1986 at Lehrstuhl D für Mathematik in RWTH Aachen, it is now jointly coordinated at centres in Aachen, Braunschweig and Kaiserslautern in Germany, Fort Collins in the US and St Andrews in the UK. It offers a library of functions that implement algebraic algorithms written in a programming language also called GAP, in addition to data libraries of algebraic objects.

User-supplied programmes called packages extend its core functionality. One of these is QPA [QPA18], a package that implements quivers and path algebras and quotients thereof. This in turn uses Gröbner basis machinery provided by the GBNP package.

The SBStrips package adds further functionality to GAP, building on QPA. Worked examples in this thesis featuring the SBStrips package are presented as follows, in a fashion emulating the on-screen output at a terminal.

```
gap> LoadPackage( "sbstrips" );
-----
Loading SBStrips v0.6.5 (for syzygies of string modules over special biserial algebras)
by Joe Allen (https://research-information.bris.ac.uk/en/persons/joe-allen).
Homepage: https://jw-allen.github.io/sbstrips/
Report issues at https://github.com/jw-allen/sbstrips/issues
-----
true
```

Chapter 3

Permissible data and syllables of a SB algebra

The first step to effectively calculate and investigate syzygies of string modules is represent them in a convenient way. Ultimately, we will represent string graphs as words, and indecomposable projective modules as grids, made up of symbols from an alphabet; the symbols will be called *syllables*, the grids *patches* and the words *strips*. These three collections all depend on a discrete model of the SB algebra itself, which is to say certain collections of paths in a certain 1-regular graph obtained from the algebra. In this chapter, we present that model.

Our model forms the foundation of the SBStrips package for syzygies of strings. For this reason, once we have constructed our model of SB algebra, we associate to it a finite set of symbols called *syllables*, together with a complementation operation on them called *descent*. (This choice of name will be clarified when we treat arrays later.)

3.1 Permissible data

3.1.1 Definition of permissible data

The SBStrips package treats SB algebras using combinatorial data. In this subsection we outline that combinatorial data.

Throughout, $A = \mathbb{k}Q/\langle\rho\rangle$ is a SB algebra with ground quiver Q and minimal relation set ρ comprising paths and commutativity relations. By definition, Q is a sub-2-regular quiver.

3.1.1. The following handful of passages are technical in nature. A concrete example follows in Passage 3.1.5, which we advise the reader to consult to help make sense of the coming definitions.

3.1.2. Overquiver \mathcal{O} and vertex exchange map \dagger . Choose some 2-regular augmentation \tilde{Q} of Q from the finitely many options (recall passage 2.1.34) and identify Q with its image in \tilde{Q} .

The A -residue of a Q -arrow has already been defined (in Passage 2.2.6). Those \tilde{Q} -arrows not arising from Q -arrows, we define as having A -residue $0 \in A$.

Strictly speaking, we define an *overquiver* to be a quiver homomorphism $\mathcal{O} \twoheadrightarrow \tilde{Q}$ such that

- (a) \mathcal{O} is 1-regular and has $2|Q_0|$ vertices (although it need not be connected),
- (b) the induced map $\mathcal{O}_1 \twoheadrightarrow \tilde{Q}_1$ on arrows is a bijection,
- (c) the induced map $\mathcal{O}_0 \twoheadrightarrow \tilde{Q}_0$ on vertices is 2-to-1 (ie, the preimage set of any $i \in Q_0$ has cardinality exactly 2),
- (d) all \tilde{Q} -paths with nonzero residue in A are images of \mathcal{O} -paths in (the functor on path categories induced by) this homomorphism.

Of course, the homomorphism $\mathcal{O} \rightarrow \tilde{Q}$ is unambiguous once the correspondence between arrows of \mathcal{O} and those of \tilde{Q} is given. Context and our notation will supply this correspondence; hence we will suppress explicit mention of the homomorphism *per se* and abuse notation to just call its domain \mathcal{O} an *overquiver*.

Evidently if \mathcal{O} is an overquiver of A then \mathcal{O}^{op} is an overquiver of A^{op} in a natural way.

The *vertex exchange map* \dagger of an overquiver \mathcal{O} is the fixpointfree involution $\dagger: \mathcal{O}_0 \rightarrow \mathcal{O}_0$ that exchanges \mathcal{O} -vertices with common image in Q .

3.1.3. A -residues of \mathcal{O} -paths. Recall that $\tilde{Q}_0 = Q_0$, and so the A -residue of any \tilde{Q} -vertex (or, rather, of the associated stationary) is already known. Recall also that the A -residue of an \tilde{Q} -arrow α was defined in the previous passage either $\alpha + \langle \rho \rangle$ for $\alpha \in Q_1$ or $0 + \langle \rho \rangle$ for $\alpha \in \tilde{Q}_1 - Q_1$. We can extend this by composition to define the A -residue of a nonstationary \tilde{Q} -path $\alpha_1 \alpha_2 \cdots \alpha_r$ to be the product (in order) of the A -residues of the α_k . Thus, any \tilde{Q} -path has a meaningful A -residue.

The overquiver homomorphism $\mathcal{O} \rightarrow \tilde{Q}$ gives rise to a functor between the path categories of \mathcal{O} and of \tilde{Q} , as discussed in Passage 2.1.28. We define the A -residue of any \mathcal{O} -path to be the \tilde{Q} -path this functor maps it to.

3.1.4. Existence of overquivers. Any SB algebra has at least one overquiver; the argument for existence essentially comprises the discussions of tracks in [WW85, §1] and how tracks be combined or augmented in [WW85, proof of Thm 1.4]. We sketch it below.

Initially, let $\pi: \tilde{Q}_1 \rightarrow \tilde{Q}_1$ be the partial function sending any $\alpha \in \tilde{Q}_1$ to the arrow $\beta \in \tilde{Q}_1$ such that the A -residue of $\alpha\beta$ is nonzero if it exists (or, rather, such that the product in this order of the A -residues of α and β is nonzero). Clearly if $\alpha \in \text{supp } \pi$ then $t(\alpha) = s(\alpha\pi)$ and, as a consequence of Definition 2.2.16(b)), this partial function is a partial injection. Since \tilde{Q}_0 is 2-regular, we have that $|X_i| = |Y_i|$ for any $i \in \tilde{Q}_0$, where

$$\begin{aligned} X_i &:= \{ \alpha \in \tilde{Q}_1 : t(\alpha) = i \text{ and } \alpha \notin \text{supp } \pi \}, \\ Y_i &:= \{ \alpha \in \tilde{Q}_1 : s(\alpha) = i \text{ and } \forall \beta \in \tilde{Q}_1 (\beta\pi \neq \alpha) \}. \end{aligned}$$

Accordingly, for each i arbitrarily choose any bijection $\pi_i: X_i \rightarrow Y_i$, and use these bijections to extend π to a bijection $\pi': \tilde{Q}_1 \rightarrow \tilde{Q}_1$ as follows:

$$\alpha\pi' := \begin{cases} \alpha\pi & \text{if } \alpha \in \text{supp } \pi, \\ \alpha\pi_{t(\alpha)} & \text{if } \alpha \notin \text{supp } \pi. \end{cases}$$

This permutation π' of \tilde{Q}_1 has cycles; for each cycle σ let Γ_σ be the subquiver of \tilde{Q}_1 whose arrows are the arrows in σ and whose vertices are sources and targets of those arrows. The disjoint union of the inclusion maps $\Gamma_\sigma \hookrightarrow \tilde{Q}$ yields a function $\bigsqcup_\sigma \Gamma_\sigma \rightarrow \tilde{Q}$ from the disjoint union $\bigsqcup_\sigma \Gamma_\sigma$ of these subquivers to \tilde{Q} , a function which satisfies the defining properties of an overquiver by construction.

Our constructed overquiver $\bigsqcup_\sigma \Gamma_\sigma$ depended on the choices of the bijections $\pi_i: X_i \rightarrow Y_i$ but, of course, there is only one possibility for π_i whenever $|X_i| = |Y_i| \in \{0, 1\}$. It follows that we are faced with a nontrivial choice for π_i (and, even then, just a binary choice) only when $|X_i| = |Y_i| = 2$, which occurs iff there are no \tilde{Q} -paths of length 2 that simultaneously have nonzero A -residue and as well as e_i as a strict subpath.

3.1.5. Running example. The ground quiver $Q = (\alpha \hookrightarrow 1 \xrightarrow{\beta} 2 \rightrightarrows \delta)$ of our running example algebra (see Passage 2.2.19) is itself 2-regular and therefore equals its 2-regular augmentation \tilde{Q} . This algebra has a unique overquiver \mathcal{O} , namely

$$\begin{array}{ccc} s(\beta) & \xrightarrow{\beta} & s(\gamma) \\ \alpha \uparrow & \swarrow \gamma & \downarrow \\ s(\alpha) & & s(\delta) \rightrightarrows \delta \end{array} .$$

This overquiver is a finite graph which, on occasion, it will be convenient to represent by the acyclic cover $(\cdots \rightarrow s(\alpha) \xrightarrow{\alpha} s(\beta) \xrightarrow{\beta} s(\gamma) \xrightarrow{\gamma} s(\alpha) \xrightarrow{\alpha} s(\beta) \xrightarrow{\beta} s(\gamma) \xrightarrow{\gamma} s(\alpha) \rightarrow \cdots) \sqcup (\cdots \rightarrow s(\delta) \xrightarrow{\delta} s(\delta) \xrightarrow{\delta} s(\delta) \rightarrow \cdots)$. As mentioned in the previous passage, the naming of \mathcal{O} -arrows makes the homomorphism $\mathcal{O} \rightarrow \tilde{Q} (= Q)$ unam-

biguous.

All A -paths (recall the definition in Passage 2.2.19) are not just represented by Q -paths, but also by \mathcal{O} -paths. In particular, all of the A -paths represented by Q -paths of length 2 (namely $\alpha\beta$, $\beta\gamma$, $\gamma\alpha$ and δ^2) are represented by \mathcal{O} -paths.

The vertex exchange map \dagger exchanges $s(\alpha)$ with $s(\beta)$ and $s(\gamma)$ with $s(\delta)$. We depict this fact using dashed lines in the quiver above.

3.1.6. SBStrips. In SBStrips, the overquiver of an SB algebra is stored in the attribute `OverquiverOfSBAAlg`.

```
gap> alg1 := SBStripsExampleAlgebra( 1 );;
gap> oq1 := OverquiverOfSBAAlg( alg1 );
Quiver( ["v1", "v2", "v3", "v4"], [[["v3", "v1", "a_over"], ["v1", "v2", "b_over"\
], ["v2", "v3", "c_over"], ["v4", "v4", "d_over"]]] )
```

In this example, the names we have been using for the \mathcal{O} -vertices (eg. $s(\alpha)$) and those that SBStrips uses (eg. `v1`) correspond as follows:

$$s(\alpha) \leftrightarrow v3, \quad s(\beta) \leftrightarrow v1, \quad s(\gamma) \leftrightarrow v2, \quad s(\delta) \leftrightarrow v4.$$

There is no connection in general between the name that SBStrips assigns to an \mathcal{O} -vertex and the name of the Q -vertex that that \mathcal{O} -vertex represents. This can be seen in this particular example, because $s(\alpha), s(\beta) \in \mathcal{O}_0$ represent the vertex $1 \in Q_0$, yet SBStrips calls them `v3` and `v1`.

3.1.7. Nonzero paths $N \trianglelefteq \text{Path}(\mathcal{O})$. The \mathcal{O} -paths with nonzero A -residue form an order ideal of $\text{Path}(\mathcal{O})$; that is, if $p \leq q$ in the subpath order and q has nonzero residue, then p has nonzero residue. We denote this by order ideal by N and we call the paths in it *nonzero*.

By construction, every stationary path in \mathcal{O} is nonzero. An \mathcal{O} -arrow lies *outside* of N (ie, has zero residue) iff it represents an arrow of $\tilde{Q}_0 - Q_0$.

3.1.8. Components $C \subseteq N$. Amongst the nonzero paths, there are some whose A -residues depend linearly on the residues of another nonzero path. We call these *components* and write $C \subseteq N$ for the set of them.

Recall that the components p, q of a commutativity relation $p - q \in \rho$ have common source and common target but distinct first arrows and distinct last arrows. When we lift the Q -paths p, q to \mathcal{O} -paths p, q , first and last arrows are distinct as before. The sources and targets of the lifted paths are now distinct, but exchanged by \dagger .

There is an obvious involution on components which exchanges $p \in C$ with the unique other component $q \in C$ such that the A -residues of p and q are linearly dependent. We can denote this *component exchange map* by \dagger also, since it is compatible with the source and target maps of \mathcal{O} and the vertex exchange map $\dagger: \mathcal{O}_0 \rightarrow \mathcal{O}_0$ via the following commutative diagram.

$$\begin{array}{ccccc} \mathcal{O}_0 & \xleftarrow{s} & C & \xrightarrow{t} & \mathcal{O}_0 \\ \downarrow \dagger & & \downarrow \dagger & & \downarrow \dagger \\ \mathcal{O}_0 & \xleftarrow{s} & C & \xrightarrow{t} & \mathcal{O}_0 \end{array}$$

We finally mention that any component is a maximal element of N and that the components form an antichain. These facts follow from the axioms of a special biserial algebra.

3.1.9. Running example. Figure 3.1 illustrates the sets N and C of nonzero paths and components. We have

$$C = \{\alpha\beta\gamma, \beta\gamma\alpha\} \subset \{e_{s(\alpha)}, e_{s(\beta)}, e_{s(\gamma)}, e_{s(\delta)}, \alpha, \beta, \gamma, \delta, \alpha\beta, \beta\gamma, \gamma\alpha, \delta^2, \alpha\beta\gamma, \beta\gamma\alpha, \delta^3\} = N.$$

3.1.10. SBStrips. The nonzero paths and components of an SB algebra can be accessed in SBStrips by the attributes `NonzeroPathsOfSBAAlg` and `ComponentsOfSBAAlg`.

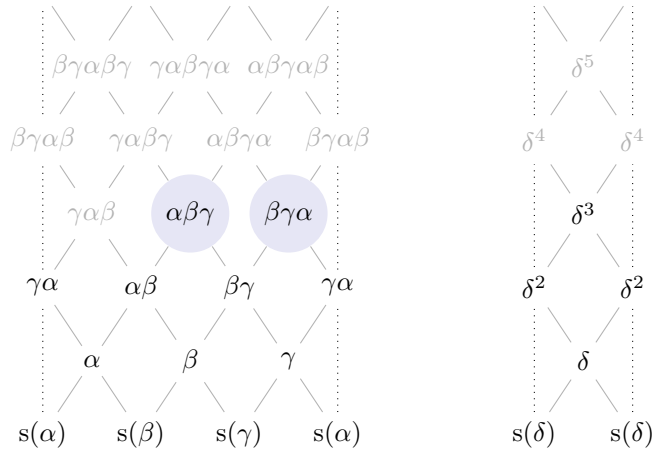


Figure 3.1. *Nonzero and component paths within $\text{Path}(\mathcal{O})$.* The subpath poset of \mathcal{O} forms two cylinders, one for each connected component. The nonzero paths are printed in black, the others in grey. Amongst the nonzero paths are the components, highlighted.

```
gap> NonzeroPathsOfSBA1g( alg1 );
[ v1, v2, v3, v4, a_over, b_over, c_over, d_over, a_over*b_over,
  b_over*c_over, c_over*a_over, d_over^2, a_over*b_over*c_over,
  b_over*c_over*a_over, d_over^3 ]
gap> ComponentsOfSBA1g( alg1 );
[ a_over*b_over*c_over, b_over*c_over*a_over ]
```

3.1.11. Permissible data. The *permissible data* of a SB algebra A is the tuple $(\mathcal{O}, N, C, \dagger)$, where \mathcal{O} is an overquiver for A , $C \subseteq N \triangleleft \text{Path}(\mathcal{O})$ are the collections of components and nonzero paths, and \dagger is the compatible pair of involutions $C \rightarrow C$ and $\mathcal{O}_0 \rightarrow \mathcal{O}_0$, as above.

3.1.12. SBStrips. The SBStrips attribute `PermDataOfSBA1g` stores the set $N - C$ of paths with linearly independent residues and the set of components C , obtained from $(\mathcal{O}, N, C, \dagger)$.

```
gap> PermDataOfSBA1g( alg1 );
[ [ v1, v2, v3, v4, a_over, b_over, c_over, d_over, a_over*b_over,
    b_over*c_over, c_over*a_over, d_over^2, d_over^3 ],
  [ a_over*b_over*c_over, b_over*c_over*a_over ] ]
```

3.1.2 Encodings of permissible data

We encode the sets $C \subseteq N$ of permissible data $(\mathcal{O}, N, C, \dagger)$ numerically, in terms of an integer sequence and a $\{0, 1\}$ -sequence, both of which are indexed by \mathcal{O}_0 . This is convenient for our calculations and for highlighting connections between SB algebras and Nakayama algebras. We will see shortly how it generalises the notion of admissible sequences used in the study of the latter. Many of the ideas and results in this section generalise those presented in [Ful68] for Nakayama algebras; indeed, we have used the adjective *permissible* as though it were the next evolution of *admissible*, which Fuller employed in his notation.

Assume for the following that the permissible data $(\mathcal{O}, N, C, \dagger)$ of a SB algebra are fixed.

3.1.13. Dependent paths. Recall that any path $p \in C$ has A -residue depending linearly on another A -path (namely, that path represented by p^\dagger).

Write $N^{\mathbb{G}} := \text{Path}(\mathcal{O}) - N$. All \mathcal{O} -paths in $N^{\mathbb{G}}$ have zero A -residue (by definition), which in a trivial way depends linearly on another A -path.

Consequently, the A -residue of any path $p \in N^{\mathbb{G}} \cup C$ depends linearly on the some other A -path. For this reason, we sometimes refer to paths $N^{\mathbb{G}} \cup C$ as the set of *dependent paths*. In contrast, the A -residues of the remaining \mathcal{O} -paths (which are exactly those in $N - C$) are linearly independent of all other A -paths.

Since N is finite, all sufficiently long \mathcal{O} -paths are dependent paths. It follows that for any $i \in \mathcal{O}$ there exists a shortest dependent path with source i and a shortest dependent path with target i .

3.1.14. Source encoding. For $i \in \mathcal{O}_0$, let $a_i := \max \{ \text{len } p \geq 0 : s(p) = i \text{ and } p \in N \}$ and let

$$b_i := \begin{cases} 0 & \exists p \in C \text{ with } s(p) = i, \\ 1 & \text{otherwise.} \end{cases}$$

The *source encoding* of the permissible data is the pair $((a_i)_i, (b_i)_i)$. Since $(a_i)_i$ is \mathbb{Z} -valued and $(b_i)_i$ is $\{0, 1\}$ -valued, we respectively call these the *integer sequence* and *bit sequence* of the encoding.¹

For some $i \in \mathcal{O}_0$, consider $p := (i \xrightarrow{a_i+b_i} \circ)$. If $b_i = 0$, then p is the longest nonzero path having source i , a vertex which is the source of a component. Components are maximal among nonzero paths so, in fact, $p \in C$. Alternatively, if $b_i = 1$, then p covers the path $q := (i \xrightarrow{a_i} \circ)$ in the prefix order. Since q is the longest path in N with source i , we deduce that p is the shortest path $N^{\mathbb{G}}$ with source i .

Combining these two observations, we deduce that $a_i + b_i$ is the length of the shortest dependent path having source i .

3.1.15. Target encoding. For $i \in \mathcal{O}_0$, let $c_i := \max \{ \text{len } p \geq 0 : t(p) = i \text{ and } p \in N \}$ and let

$$d_i := \begin{cases} 0 & \exists p \in C \text{ with } t(p) = i, \\ 1 & \text{otherwise.} \end{cases}$$

This integer sequence and bit sequence comprise the *target encoding* $((c_i)_i, (d_i)_i)$ of the permissible data.²

We remark that, comparable to the previous passage, $c_i + d_i$ is the length of the shortest dependent path with target i .

3.1.16. Running example. Recall our running example algebra, with the permissible data as constructed in Passages 3.1.5 and 3.1.9. It has the following encoding.

i	a_i	b_i	c_i	d_i
$s(\alpha)$	3	0	3	0
$s(\beta)$	3	0	3	0
$s(\gamma)$	2	1	2	1
$s(\delta)$	3	1	3	1

3.1.17. SBStrips. These encodings can be accessed using the following commands in SBStrips.

```
gap> source_enc := SourceEncodingOfPermDataOfSBAAlg( alg1 );
[ <vertex-indexed integer sequence>, <vertex-indexed bit sequence> ]
gap> Display( source_enc[1] ); Display( source_enc[2] );
<integer sequence indexed by vertices of <quiver with 4 vertices and
4 arrows>>
v1 := 3,
v2 := 2,
v3 := 3,
v4 := 3
```

¹ What we here call $(a_i)_i$ should be compared to the sequence $(c_i + 1)_i$ of [Ful68] (which is Fuller's sequence $(c_i)_i$ with all terms incremented by 1).

² Similarly, what we here call $(b_i)_i$ should be compared to the incremented version $(d_i + 1)_i$ of the sequence Fuller calls $(d_i)_i$ [Ful68].

```

<bit sequence indexed by vertices of <quiver with 4 vertices and
4 arrows>>
  v1 := 0,
  v2 := 1,
  v3 := 0,
  v4 := 1
gap> TargetEncodingOfPermDataOfSBAAlg( alg1 );
[ <vertex-indexed integer sequence>, <vertex-indexed bit sequence> ]

```

3.1.18. Retrieving N and C from encodings. These sequences encode N and C since

$$\begin{aligned}
N &= \{(i \xrightarrow{\ell} \circ) \in \text{Path}(\mathcal{O}) : i \in \mathcal{O}_0, \ell \leq a_i\} \\
&= \{(\circ \xrightarrow{\ell} i) \in \text{Path}(\mathcal{O}) : i \in \mathcal{O}_0, \ell \leq c_i\}
\end{aligned}$$

and

$$\begin{aligned}
C &= \{(i \xrightarrow{a_i} \circ) \in \text{Path}(\mathcal{O}) : i \in \mathcal{O}_0 \text{ satisfies } b_i = 0\} \\
&= \{(\circ \xrightarrow{c_i} i) \in \text{Path}(\mathcal{O}) : i \in \mathcal{O}_0 \text{ satisfies } d_i = 0\}.
\end{aligned}$$

3.1.19. Compatibility with opposites. If the SB algebra A can be described by permissible data $(\mathcal{O}, N, C, \dagger)$, then A^{op} can be described by “opposite” permissible data $(\mathcal{O}^{\text{op}}, N^{\text{op}}, C^{\text{op}}, \dagger^{\text{op}})$, the components of which are defined in an obvious way. Then the source and target encodings of the permissible data for A coincide with the target and source encoding of the permissible data A^{op} respectively.

3.1.20. Remark. One can of course obtain the source encoding from the target encoding (or vice versa) via the intermediate step of N and C . Alternatively, one can move between the two directly using the following formulas:

$$c_i = \max\{r \geq 0 : r \leq a_{i+r}\}, \quad d_i = \begin{cases} 0 & \exists j \in \mathcal{O}_0 (b_j = 0 \text{ and } j - a_j = i), \\ 1 & \text{otherwise} \end{cases} \quad (3.1)$$

and, dually,

$$a_i = \max\{r \geq 0 : r \leq c_{i-r}\}, \quad b_i = \begin{cases} 0 & \exists j \in \mathcal{O}_0 (d_j = 0 \text{ and } j + c_j = i), \\ 1 & \text{otherwise.} \end{cases}$$

The formula for c_i is analogous to the formula in [Ful68, Thm 2.2(b)].

Since these pairs of formulas are dual, we will explain only the first pair: those in (3.1). Towards this goal, fix some $i \in \mathcal{O}_0$.

For any $r \geq 0$ we evidently have $(\circ \xrightarrow{r} i) = (i+r \xrightarrow{r} \circ)$. By the definition of a_{i+r} , this path belongs to N iff $r \leq a_{i+r}$. Because c_i is the longest path in N with target i , we are able to deduce that $c_i = \max\{r \geq 0 : r \leq a_{i+r}\}$, as claimed.

Additionally, $d_i = 0$ iff i is the target of some component $p \in C$ (necessarily a unique one, since distinct components are incomparable in the subpath order and thus, in particular, have distinct targets). The source j of this component satisfies $b_j = 0$ and it must have length a_j thus, when this p exists, we have $p = (j \xrightarrow{a_j} \circ) = (\circ \xrightarrow{a_j} i)$ whence we find $j - a_j = i$. This establishes the formula for d_i .

3.1.21. Retrieving A from permissible data. Let \mathcal{T} be the subquiver of \mathcal{O} having vertex set $\mathcal{T}_0 = \mathcal{O}_0$ and arrow set $\mathcal{T}_1 = \{\alpha \in \mathcal{O}_1 : \alpha \in N\}$, and for any component $p \in C$ we set $\kappa_{p,p^\dagger} := 1 \in \mathbb{k}$.

We find that, in the notation of [WW85, §1], the connected components of \mathcal{T} are *tracks* that identify A up to the coefficients κ_{p,p^\dagger} . We can therefore essentially reconstruct A from its permissible data.

Representing a SB algebra by permissible data does lose the coefficients in each commutativity relation $\lambda p - \mu q$ but, when it comes to calculating syzygies of string modules, all that matters is that that λ and

μ are both nonzero.³ Consequently, we are justified in presuming that they are both $1 \in \mathbb{k}$ and otherwise forgetting about coefficients altogether.

3.1.22. Lemma. *For any $i \in \mathcal{O}_0$ we have $a_i - 1 \leq a_{i-1}$ and, dually, $c_i - 1 \leq c_{i+1}$. (Compare this with [Ful68, Thm 1.1(b)(c)].)*

Proof. If $a_i = 0$ then there is nothing to prove, so assume that $a_i > 0$. We find that $(i \xrightarrow{a_i} \circ) \in N$, and so its longest strict suffix $(i-1 \xrightarrow{a_i-1} \circ) \in N$ also. The definition of the source encoding implies $a_{i-1} \geq a_i - 1$, as claimed. The statement about c_i is proven dually. \square

3.1.23. Corollary. *For any $i \in \mathcal{O}_0$ and $r \geq 0$ we have $a_i - r \leq a_{i-r}$ and, dually, $c_i - r \leq c_{i+r}$.*

Proof. The claim is a tautology when $r = 0$. Otherwise we iterate the proof of the previous lemma. \square

3.1.24. Decoupling and reduction of permissible data. We may relate a SB algebra A to another A' that has “simpler” permissible data; one of the two algebras will always be a quotient of the other.

We first remind the reader that if p is a component of a commutativity relation then the one-arrow superpaths $\alpha p, p\alpha$ have zero A -residue for any arrow $\alpha \in Q_1$. We demonstrated this earlier, in our proof of Proposition 2.2.18(c), where there was no assumption that the coefficients of the commutativity relation $\lambda p - \mu q$ satisfy $\lambda = 1 = \mu$. Crucially, this means that in the presence of any commutativity relation $\lambda p - \mu q$, the one-arrow superpaths of components may be considered as redundant relations for the algebra.

To *decouple* permissible data $(\mathcal{O}, N, C, \dagger)$ is to remove from C a \dagger -pair of components; that is

$$(\mathcal{O}, N, C, \dagger) \mapsto (\mathcal{O}, N, C', \dagger)$$

where $C' := C - \{p, p^\dagger\}$ for some $p \in C$. The algebra A' with permissible data $(\mathcal{O}, N, C', \dagger)$ has the same presentation as A , except that the commutativity relation r with components p and p^\dagger is replaced by the the shortest strict superpaths of those components, namely $\alpha p, p\beta, \gamma p^\dagger, p^\dagger \delta$ for appropriate $\alpha, \beta, \gamma, \delta \in Q_0$ whenever these arrows exist. It follows that r spans a two-sided ideal of A' and that $A'/\langle r \rangle = A$.

To *reduce* permissible data $(\mathcal{O}, N, C, \dagger)$ is to remove from $N - C$ a maximal nonstationary element; ie,

$$(\mathcal{O}, N, C, \dagger) \mapsto (\mathcal{O}, N', C, \dagger)$$

where $N' := N - \{p\}$ for some $p \in N - C$, maximal among paths in N , satisfying $\text{len } p > 0$. Writing A' for the SB algebra with permissible data $(\mathcal{O}, N', C, \dagger)$, we find that $A' = A/\langle p \rangle$.

Decoupling and reduction diminish the finite sets C and N respectively. This is perhaps best seen through an example.

3.1.25. Running example. We continue our running example, the permissible data of which appeared in Passage 3.1.9. Recall from there that

$$C = \{\alpha\beta\gamma, \beta\gamma\alpha\} \subset \{e_{s(\alpha)}, e_{s(\beta)}, e_{s(\gamma)}, e_{s(\delta)}, \alpha, \beta, \gamma, \alpha\beta, \beta\gamma, \gamma\alpha, \alpha\beta\gamma, \beta\gamma\alpha, \delta, \delta^2, \delta^3\} = N. \quad (3.2)$$

By first decoupling $\{\alpha\beta\gamma, \beta\gamma\alpha\}$ and then sequentially reducing $\delta^3, \delta^2, \delta, \beta\gamma\alpha, \alpha\beta\gamma, \gamma\alpha, \beta\gamma, \alpha\beta, \gamma, \beta$ and α , we diminish C to the empty set \emptyset and we diminish N to the set $\{e_{s(\alpha)}, e_{s(\beta)}, e_{s(\gamma)}, e_{s(\delta)}\}$ comprising exactly the stationary paths. The decoupling turns C into \emptyset in a single step; each reduction removes from one element from N , starting from the furthest right (as written above in (3.2)) and working leftwards.

3.1.26. The effect that decoupling and reduction have on the encodings of permissible data is captured by the following lemma. The reader may also find it useful to see the effects in practice, as in Figure 3.2.

3.1.27. Lemma. *Suppose $(\mathcal{O}, N, C, \dagger)$ are the permissible data of an algebra A , and their source and target encodings are respectively $((a_i)_i, (b_i)_i)$ and $((c_i)_i, (d_i)_i)$.*

(a) *If $p \in C$ then $b_{s(p)} = d_{t(p)} = b_{s(p^\dagger)} = d_{t(p^\dagger)} = 0$. Decoupling by $\{p, p^\dagger\}$ increments all of these values by 1 and leaves all other b_i, d_i unchanged.*

³ This point is implicit in Section 2, paragraph 2 of [LM04], the article where Liu and Morin prove that the syzygy of a string module over a SB algebra A is a string module, because their assumption that all of the skew commutativity relations $\lambda p - \mu q$ in the definition of A satisfy $\lambda = \mu$ does not play a important role in their proof.

i	a_i	b_i	c_i	d_i	i	a_i	b_i	c_i	d_i	i	a_i	b_i	c_i	d_i
$s(\alpha)$	3	0	3	0	$s(\alpha)$	3	1	3	1	$s(\alpha)$	3	1	3	1
$s(\beta)$	3	0	3	0	$s(\beta)$	3	1	3	1	$s(\beta)$	3	1	3	1
$s(\gamma)$	2	1	2	1	$s(\gamma)$	2	1	2	1	$s(\gamma)$	2	1	2	1
$s(\delta)$	3	1	3	1	$s(\delta)$	3	1	3	1	$s(\delta)$	0	1	0	1
(a) Initially					(b) Decouple $\{\alpha\beta\gamma, \beta\gamma\alpha\}$					(c) Reduce $\delta^3, \delta^2, \delta$				
i	a_i	b_i	c_i	d_i	i	a_i	b_i	c_i	d_i	i	a_i	b_i	c_i	d_i
$s(\alpha)$	3	1	3	1	$s(\alpha)$	2	1	1	1	$s(\alpha)$	0	1	0	1
$s(\beta)$	2	1	2	1	$s(\beta)$	2	1	2	1	$s(\beta)$	0	1	0	1
$s(\gamma)$	2	1	2	1	$s(\gamma)$	1	1	2	1	$s(\gamma)$	0	1	0	1
$s(\delta)$	0	1	0	1	$s(\delta)$	0	1	0	1	$s(\delta)$	0	1	0	1
(d) Reduce $\beta\gamma\alpha$					(e) Reduce $\alpha\beta\gamma, \gamma\alpha$					(f) Remaining reductions				

Figure 3.2. *Effect of decoupling and reduction on encodings.* We show snapshots of the permissible data of our running example algebra as it undergoes the sequence of decoupling and reduction explained in Example 3.1.25. The subfigures are to be read in order, with the mentioned decouplings or reductions being cumulative.

(b) If $p \in N$ is maximal, then we have $a_{s(p)} = c_{t(p)} = \text{len } p$. If furthermore $p \notin C$ then reducing by p leaves all a_i, b_i, c_i, d_i unchanged except for $a_{s(p)}, c_{t(p)}$, which are decremented by 1.

(c) It follows that decoupling by $\{p, p^\dagger\}$ increments

$$a_{s(p)} + b_{s(p)} = c_{t(p)} + d_{t(p)} \quad \text{and} \quad a_{s(p^\dagger)} + b_{s(p^\dagger)} = c_{t(p^\dagger)} + d_{t(p^\dagger)}$$

by 1 but leaves all other $a_i + b_i, c_i + d_i$ unchanged, while reducing by p decrements

$$a_{s(p)} + b_{s(p)} = c_{t(p)} + d_{t(p)}$$

by 1, but leaves all other $a_i + b_i, c_i + d_i$ are unchanged.

Proof. Parts (a) and (b) follow directly from the definitions of the encodings of $(\mathcal{O}, N, C, \dagger)$. Part (c) is a consequence. \square

3.1.28. The preceding lemma performs all the heavy lifting for the following proposition, which shows a connecting between the source encoding of the permissible data and the target encoding. We consider the result below (and part (a) of it especially) to be the analogue for SB algebras of the Fuller's [Ful68, Thm 2.2(a)] for Nakayama algebras. Our proof proceeds along similar very similar lines to his.

3.1.29. Proposition. *Let $(\mathcal{O}, N, C, \dagger)$ be data and $((a_i)_i, (b_i)_i), ((c_i)_i, (d_i)_i)$ its encodings as above.*

(a) *There exists a permutation $\pi: \mathcal{O}_0 \rightarrow \mathcal{O}_0$ such that $a_{i\pi} = c_i$.*

(b) *There exists a permutation $\pi: \mathcal{O}_0 \rightarrow \mathcal{O}_0$ such that $b_{i\pi} = d_i$.*

(c) *There exists a permutation $\pi: \mathcal{O}_0 \rightarrow \mathcal{O}_0$ such that $a_{i\pi} + b_{i\pi} = c_i + d_i$.*

Proof. We proceed by on induction on $m := |N| + |C|$.

The base case is when $N = \{e_i : i \in \mathcal{O}_0\}$ and $C = \emptyset$. Here, $a_i = c_i = 0$ and $b_i = d_i = 1$ for all $i \in \mathcal{O}_0$ and the identity permutation suffices.

Otherwise assume $m > |\mathcal{O}_0|$, in which case it is possible to decouple or reduce the permissible data. From the previous lemma we know that either step has the same impact on at most two values of $(a_i)_i$ and $(b_i)_i$, two values of $(c_i)_i$ and $(d_i)_i$ or two values of $(a_i + b_i)_i$ and $(c_i + d_i)_i$, that impact being to change a common value by 1 in each case. We find that the multiset of values taken by these sequences coincide

pairwise for our permissible data iff they do for the decoupled or reduced data. The claim then follows from the inductive hypothesis. \square

3.2 Syllables

In this section we introduce and explore symbols that we call *syllables*. We consider these syllables to be a refinement of the identically-named symbols that other articles in the literature, among them [HZS05, §2] and [HZ16, §1], have used in related topics. To best motivate some of our additional terminology, such as *orientation*, we urge the reader to watch these symbols in action in Subsection 4.2.0.

We have some permissible data $(\mathcal{O}, N, C, \dagger)$ of A fixed throughout.

3.2.1 Definition of syllables

In this section, we define the symbols with which we will formally describe string modules for SB algebras.

We assume that the permissible data $(\mathcal{O}, N, C, \dagger)$ of the SB algebra A is fixed, and we write $((a_i)_i, (b_i)_i)$ and $((c_i)_i, (d_i)_i)$ for its source and target encodings respectively. For reference, we note that the permissible data of the running example algebra were found in Passages 3.1.5 and 3.1.9 and that the encodings appear in 3.1.16.

3.2.1. Syllables. Formally speaking, a *syllable* is a tuple (p, ε, s) that comprises a nonzero noncomponent path $p \in N - C$ (which we call the *underlying path*), a bit $\varepsilon \in \{0, 1\}$ (which we call the *stability term*) and a sign $s \in \{+1, -1\}$ (which we call the *orientation*). The tuple must satisfy the property $0 < \text{len } p + \varepsilon$.

We write $\text{Syll}(A)$ for the *syllable set* of A (with respect to the prescribed permissible data). The definition of the previous paragraph can be condensed into the following single, very terse, formula, that we use in the next subsection (and which appears in the source code of the SBStrips package).

$$\text{Syll}(A) = \{(p, \varepsilon, s) \in N \times \{0, 1\} \times \{+1, -1\} : 0 < \text{len } p + \varepsilon < a_{s(p)} + b_{s(p)} + \varepsilon\}.$$

We will denote the syllable (p, ε, s) as $(\circ \xrightarrow{p} \circ \xrightarrow{\varepsilon} \circ)^s$. We omit the orientation s when it is clear from context or is unimportant (which is almost all of the time). From time to time we will specify the underlying path p by its length ℓ and either its source or target vertex i , in which case we will use the notation $(i \xrightarrow{\ell} \circ \xrightarrow{\varepsilon} \circ)^s$ or $(\circ \xrightarrow{\ell} i \xrightarrow{\varepsilon} \circ)^s$. We can write these inline as $(i, \ell, \varepsilon, s)$ or $(\ell, i, \varepsilon, s)$.

A syllable $(\circ \xrightarrow{p} \circ \xrightarrow{\varepsilon} \circ)^s$ inherits some adjectives from its constituent parts. It is *stationary* or *nonstationary* iff p is and it is *positive* or *negative* iff s is. We call the syllable an *interior* syllable if $\varepsilon = 0$ and a *boundary* syllable if $\varepsilon = 1$. Observe that the condition $0 < \text{len } p + \varepsilon$ ensures that all stationary syllables are boundary.

The *compression* of a syllable $\mathbf{p} := (i \xrightarrow{\ell} \circ \xrightarrow{\varepsilon} \circ)$ is the path $q := (i \xrightarrow{\ell+\varepsilon} \circ)$. Note that generally this is different from the underlying path $(i \xrightarrow{\ell} \circ)$. Using the compression, we can define the *source* $s(\mathbf{p}) := s(q)$ and *target* $t(\mathbf{p}) := t(q)$ of a syllable.

3.2.2. Stationary syllables. Stationary syllables are denoted $e_i := (\circ \xrightarrow{e_i} \circ \xrightarrow{1} \circ)$, or $e_i^{\pm 1}$ when we need to mention orientation.

3.2.3. Running example. The syllables for the running example algebra A are listed in Figure 3.3.

3.2.4. Blank syllable. In due course we will define some partial operations on $\text{Syll}(A)$, which we can model as total functions on a based version of the set. We will use the term *blank syllable* to mean the basepoint of $\text{Syll}(A)$.

$$\begin{array}{cccc}
(\circ \xrightarrow{e_s(\alpha)} \circ \xrightarrow{1} \circ)^{\pm 1}, & (\circ \xrightarrow{e_s(\beta)} \circ \xrightarrow{1} \circ)^{\pm 1}, & (\circ \xrightarrow{e_s(\gamma)} \circ \xrightarrow{1} \circ)^{\pm 1}, & (\circ \xrightarrow{e_s(\delta)} \circ \xrightarrow{1} \circ)^{\pm 1}, \\
(\circ \xrightarrow{\alpha} \circ \xrightarrow{0} \circ)^{\pm 1}, & (\circ \xrightarrow{\beta} \circ \xrightarrow{0} \circ)^{\pm 1}, & (\circ \xrightarrow{\gamma} \circ \xrightarrow{0} \circ)^{\pm 1}, & (\circ \xrightarrow{\delta} \circ \xrightarrow{0} \circ)^{\pm 1}, \\
(\circ \xrightarrow{\alpha} \circ \xrightarrow{1} \circ)^{\pm 1}, & (\circ \xrightarrow{\beta} \circ \xrightarrow{1} \circ)^{\pm 1}, & (\circ \xrightarrow{\gamma} \circ \xrightarrow{1} \circ)^{\pm 1}, & (\circ \xrightarrow{\delta} \circ \xrightarrow{1} \circ)^{\pm 1}, \\
(\circ \xrightarrow{\alpha\beta} \circ \xrightarrow{0} \circ)^{\pm 1}, & (\circ \xrightarrow{\beta\gamma} \circ \xrightarrow{0} \circ)^{\pm 1}, & (\circ \xrightarrow{\gamma\alpha} \circ \xrightarrow{0} \circ)^{\pm 1}, & (\circ \xrightarrow{\delta^2} \circ \xrightarrow{0} \circ)^{\pm 1}, \\
(\circ \xrightarrow{\alpha\beta} \circ \xrightarrow{1} \circ)^{\pm 1}, & (\circ \xrightarrow{\beta\gamma} \circ \xrightarrow{1} \circ)^{\pm 1}, & (\circ \xrightarrow{\gamma\alpha} \circ \xrightarrow{1} \circ)^{\pm 1}, & (\circ \xrightarrow{\delta^2} \circ \xrightarrow{1} \circ)^{\pm 1}, \\
& (\circ \xrightarrow{\delta^3} \circ \xrightarrow{0} \circ)^{\pm 1}, & (\circ \xrightarrow{\delta^3} \circ \xrightarrow{1} \circ)^{\pm 1}. &
\end{array}$$

Figure 3.3. Syllables for the running example algebra. The top row contains the stationary syllables.

Virtual syllables

3.2.5. Pathological syzygies. For any projective module P there is the short exact sequence

$$(0 \rightarrow \text{soc } P \rightarrow P \rightarrow P/\text{soc } P \rightarrow 0),$$

from which we easily conclude $\Omega^1(P/\text{soc } P) = \text{soc } P$. But when P is (indecomposable and) pin, this syzygy short exact sequence of the string module $P/\text{soc } P$ witnesses an unusual phenomenon. We will give the details later but, for now, suffice it to say that, upon calculating $\Omega^1(P/\text{soc } P)$ (when P is indecomposable and pin), the two “boundaries” of $P/\text{soc } P$ interact with one another before yielding the syzygy $\text{soc } P$.

To mark this unusual interaction in our framework we need new, special symbols. These symbols are bespoke: they only signify this specific phenomenon, and they never represent any actual part of a string module. For this reason, we will call these new symbols *virtual syllables*.

3.2.6. Virtual syllables. Recall from Remarks 2.2.23 that the socle of a indecomposable pin module is a simple module at some Q -vertex j , which the target of some commutativity relation $\lambda p - \mu q$ for A . The components p, q are represented by component \mathcal{O} -paths and j is represented by some \mathcal{O} -paths i which, being the targets of the component \mathcal{O} -paths, will satisfy $d_i = 0$.

The *virtual syllables* at any such $i \in \mathcal{O}_0$ with $d_i = 0$ are $(e_i, 0, \pm 1) = (i \xrightarrow{0} \circ \xrightarrow{0} \circ)^{\pm 1}$.

3.2.7. Remarks. (a) Any reference to syllables excludes virtual syllables unless explicitly mentioned.

(b) It is unambiguous whether the symbol $(\circ \xrightarrow{p} \circ \xrightarrow{\varepsilon} \circ)^s$ denotes a syllable or a virtual syllable, because $0 < \text{len } p + \varepsilon$ for syllables and $0 = \text{len } p + \varepsilon$ for virtual syllables.

3.2.8. Running example. The virtual syllables for the running example algebra are $(s(\alpha) \xrightarrow{0} \circ \xrightarrow{0} \circ)^{\pm 1}$ and $(s(\beta) \xrightarrow{0} \circ \xrightarrow{0} \circ)^{\pm 1}$.

3.2.9. SBStrips. The syllable set and blank syllable of an algebra can be accessed using the commands `SyllableSetOfSBAAlg` and `BlankSyllableOfSBAAlg`. We mention that the set `SyllableSetOfSBAAlg` includes the blank syllables and the virtual syllables in addition to the “actual” syllables.

```

gap> SyllableSetOfSBAAlg( alg1 );
[ ( ), ( v1, 0 ), ( v1, 1 ), ( v2, 1 ), ( v3, 0 ), ( v3, 1 ),
  ( v4, 1 ), ( b_over, 0 ), ( b_over, 1 ), ( c_over, 0 ),
  ( c_over, 1 ), ( a_over, 0 ), ( a_over, 1 ), ( d_over, 0 ),
  ( d_over, 1 ), ( b_over*c_over, 0 ), ( b_over*c_over, 1 ),
  ( c_over*a_over, 0 ), ( c_over*a_over, 1 ), ( a_over*b_over, 0 ),
  ( a_over*b_over, 1 ), ( d_over*d_over, 0 ), ( d_over*d_over, 1 ),
  ( d_over*d_over*d_over, 0 ), ( d_over*d_over*d_over, 1 ) ]

```

```
gap> BlankSyllableOfSBAAlg( alg1 );
( )
```

3.2.10. Pin-boundary syllables. Virtual syllables turn up to describe the unusual syzygy behaviour of $\Omega^1(P/\text{soc } P)$. This means they are only ever seen near representations of socle-quotients $P/\text{soc } P$ of pin modules.

The syllables arising in the representation of such socle-quotients need special attention. We call them *pin boundary syllables*. They are always of the form $(i \xrightarrow{a_i+b_i-1} \circ \xrightarrow{1} \circ)$ for $i \in \mathcal{O}_0$ satisfying $b_i = 0$.

3.2.2 Operations for syllables

3.2.11. We will formulate syzygy-taking as filling in an array. Excluding some boundary phenomena, the array is iteratively populated in two directions from some initial data, these two directions being downwards and sideways. Accordingly, the act of population is governed by two partial operations. The downwards-moving operation is called *descent*; the sideways-moving operation, *sidestep*. We define them both below.

Additionally, we define an operation used in describing the boundary phenomena.

3.2.12. Descent ∇ . The following partial operation on syllables is denoted ∇ and pronounced *descent*. For $(i \xrightarrow{\ell} \circ \xrightarrow{\varepsilon} \circ)^s \in \text{Syll}(A)$, we define

$$(i \xrightarrow{\ell} \circ \xrightarrow{\varepsilon} \circ)^s \nabla := (i - (\ell + \varepsilon) \xrightarrow{a_i - (\ell + \varepsilon)} \circ \xrightarrow{b_i} \circ)^{-s}$$

whenever the righthand side is a syllable. The following lemma characterises $\text{supp } \nabla$.

3.2.13. Remark. We highlight that if \mathbf{p} has orientation s (and if $\mathbf{p}\nabla$ is defined) then $\mathbf{p}\nabla$ has orientation $-s$, and that otherwise the orientation of \mathbf{p} has no impact on $\mathbf{p}\nabla$. Therefore we may safely omit mention of orientation of syllables.

3.2.14. Lemma. *If $\mathbf{p} := (i \xrightarrow{\ell} \circ \xrightarrow{\varepsilon} \circ) \in \text{Syll}(A)$, then $\mathbf{p} \notin \text{supp } \nabla$ iff $(\ell, \varepsilon) = (a_i + b_i - 1, 1)$.*

Proof. Using the terse defining formula for $\text{Syll}(A)$, we have that $\mathbf{p}\nabla \in \text{Syll}(A)$ iff

$$0 < a_i + b_i - (\ell + \varepsilon) < a_{i - (\ell + \varepsilon)} + b_{i - (\ell + \varepsilon)} + b_i. \quad (3.3)$$

This is the conjunction of two strict inequalities. The above fails if either side does. We will find that the righthand inequality never fails, and that the lefthand inequality fails precisely when (i, ℓ, ε) satisfies the given property.

In the first case, suppose that the righthand inequality of (3.3) fails. The negation of the righthand inequality is equivalent to

$$a_{i - (\ell + \varepsilon)} + b_{i - (\ell + \varepsilon)} \leq a_i - (\ell + \varepsilon). \quad (3.4)$$

Using Corollary 3.1.23 we know that $a_i - (\ell + \varepsilon) \leq a_{i - (\ell + \varepsilon)}$. Substituting this into (3.4) yields

$$a_{i - (\ell + \varepsilon)} + b_{i - (\ell + \varepsilon)} \leq a_i - (\ell + \varepsilon) \leq a_{i - (\ell + \varepsilon)}. \quad (3.5)$$

If $b_{i - (\ell + \varepsilon)} = 1$ then the contradiction $a_{i - (\ell + \varepsilon)} + 1 \leq a_{i - (\ell + \varepsilon)}$ arises from (3.5). Else if $b_{i - (\ell + \varepsilon)} = 0$, then we deduce two facts: first, that $a_{i - (\ell + \varepsilon)} = a_i - (\ell + \varepsilon)$ from (3.5); second, that $i - (\ell + \varepsilon)$ is the source of the component $(i - (\ell + \varepsilon) \xrightarrow{a_{i - (\ell + \varepsilon)}} \circ)$ by definition. Combining these, we find that this component is a strict suffix of $q := (i \xrightarrow{a_i} \circ)$. We have $q \in N$, by definition of a_i , and $q \notin N$ since it is a strict superpath of a component. We surmise that this case reduces to the absurd.

In the second case, suppose that the lefthand inequality of (3.3) fails. The negation of the lefthand inequality is equivalent to $a_i + b_i \leq \ell + \varepsilon$. Since $(i, \ell, \varepsilon) \in \text{Syll}(A)$ we have $\ell + \varepsilon < a_i + b_i + \varepsilon$, from

which we deduce

$$a_i + b_i \leq \ell + \varepsilon < a_i + b_i + \varepsilon. \quad (3.6)$$

If $\varepsilon = 0$ then (3.6) gives the absurdity $a_i + b_i < a_i + b_i$; this forces $\varepsilon = 1$. We deduce from (3.6) that $\ell + \varepsilon$ is sandwiched between consecutive integers. We infer $a_i + b_i = \ell + \varepsilon$, which is to say $\ell = a_i + b_i - 1$. This proves the claim of the lemma. \square

3.2.15. Corollary. *If \mathbf{p} is an interior syllable, then $\mathbf{p} \in \text{supp } \nabla$.*

Proof. Interior syllables have stability term $\varepsilon = 0 \neq 1$. We apply the previous lemma. \square

3.2.16. Corollary. *If \mathbf{p} is a pin-boundary syllable, then $\mathbf{p} \notin \text{supp } \nabla$.*

Proof. Pin boundary syllables $(i \xrightarrow{\ell} \circ \xrightarrow{\varepsilon} \circ)$ are precisely those with $(\ell, \varepsilon) = (a_i + b_i - 1, 1)$ and $b_i = 0$. \square

3.2.17. Sidestep \diamond . The operation on syllables denoted \diamond and pronounced *sidestep* is defined as follows.

For any syllable $\mathbf{p} := (i \xrightarrow{\ell} \circ \xrightarrow{\varepsilon} \circ)^s$, we set $\mathbf{p}\diamond := e_{s(\mathbf{p})}^\dagger$.

This is the unique stationary syllable e_j such that $s(e_j)^\dagger = s(\mathbf{p})$. Clearly $\diamond^3 = \text{id}$.

3.2.18. Perturbation. The *perturbation* of any interior syllable $(\circ \xrightarrow{p} \circ \xrightarrow{0} \circ)^s$ is the corresponding boundary syllable $(\circ \xrightarrow{p} \circ \xrightarrow{1} \circ)^s$. This gives a partial operation on syllables, taking values on the boundary ones.

Chapter 4

Patches, strips and the syzygy fabric

In this chapter, we give the novel approach to syzygy calculations that underpins the SBStrips package. Our approach involves representing string modules as words, and indecomposable projective modules as grids, made up of the syllables constructed in the previous chapter; the words are called *strips* and the grids *patches*.

We first construct the patch set of a SB algebra and then demonstrate how to represent a string module as a strip and its projective cover as an associated line of patches. We verify that our method correctly calculates syzygies and then show how to record syzygies into an array. Following in the spirit of pin modules, string modules, patches and strips, this array also has a textile-based name: the *syzygy fabric*. The purpose of the fabric is to facilitate the rigorous discussion of syzygy patterns given in the next chapter.

4.1 Patches of a SB algebra

In this section, we introduce the patch set of a SB algebra A . This is a finite set whose members represent the indecomposable projective A -modules. We then verify important properties about our construction, to be used later when representing the syzygy operation.

4.1.1 Construction of patches

In this subsection we show how to systematically construct the set of patches of a SB algebra in five steps. Throughout, we fix the permissible data $(\mathcal{O}, N, C, \dagger)$ of a SB algebra A and we let $(a_i)_i, (b_i)_i$ and $(c_i)_i, (d_i)_i$ be the integer and bit sequences associated to the source and target encodings of the permissible data, as before.

As a preliminary remark, let us underscore that a patch will be a (2×2) -grid populated with symbols.

4.1.1. The orientations of any (nonblank) syllable in a patch are determined by its position in the patch, as shown in Figure 4.1. For this reason we omit mention of orientation in the forthcoming definitions.

4.1.2. SBStrips. In our package, the five steps of patch construction are performed by the attribute `PatchSetOfSBAlg`.

Blank patch

4.1.3. Construction. We construct a single patch with all cells blank. We call it the *blank patch* of the algebra. It is the basepoint of the set of patches of A .

4.1.4. SBStrips. This blank patch of a SB algebra is returned by the attribute `BlankPatchOfSBAlg`.

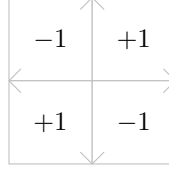


Figure 4.1. Orientations of syllables in patches.

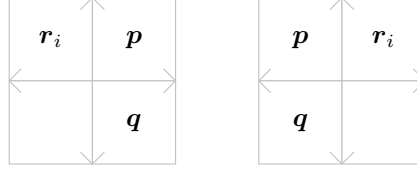


Figure 4.2. Schematic of a patch with one pin-boundary syllable. For each i with $b_i = 0$, a family of patches are created. We always have $r_i := (i \xrightarrow{a_i-1} \circ \xrightarrow{1} \circ)$ the pin-boundary syllable at i , but p and q vary as described in Construction 4.1.6.

Patches with no pin-boundary syllable in the top row

4.1.5. Construction. For each pair (p, p') of syllables such that $s(p)^\dagger = s(p')$ and neither p nor p' is pin boundary, we construct a patch. It has p above p^∇ on one side and p' above p'^∇ on the other.

From this original patch we then make additional patches if p is stationary or if p' is stationary, and we treat these two possibilities separately. If p is stationary, then we create a copy of the original patch except that p is replaced by the blank syllable (the remaining cells are unchanged). Independently, if p' is stationary, then we create a copy of the original patch except with p' replaced by the blank syllable (and the remaining cells unchanged). This means that if both p and p' are stationary, two copies are created. Each of these *amended patches* differs from the original patch in a single cell.

The symmetry in the conditions on p and p' mean that the reflection of any patch created at this step is also created at this step.

Patches with one pin-boundary syllable in the top row

4.1.6. Construction. Recall that $i \in \mathcal{O}_0$ has $b_i = 0$ iff it represents the source of a commutativity relation. When so, we write r_i for the pin boundary syllable at i .

For each such i and each syllable p which is not pin boundary but does have $s(p) = i^\dagger$, we let q be the perturbation of p^∇ (ie, p^∇ but with stability term $\varepsilon = 1$). We then create two patches. The first has r_i above a blank cell on one side and p above q on the other. The second is its reflection. These are illustrated in Figure 4.2.

Similarly to the previous case, we make an *amended* version of the patch if it features a stationary syllable in the top row. Specifically, if the top-row syllable p is stationary, we create a copy of the patches defined in the previous paragraph, except that the p is replaced by the blank syllable.

In terms of formulas, these patches are constructed for each triple comprising $i \in \mathcal{O}_0$, $\ell \geq 0$ and $\varepsilon \in \{0, 1\}$ such that $b_i = 0$ and $0 < \ell + \varepsilon < a_{i^\dagger}$. Then we define $p := (i^\dagger \xrightarrow{\ell} \circ \xrightarrow{\varepsilon} \circ)$ and $q := (i^\dagger - (\ell + \varepsilon) \xrightarrow{a_{i^\dagger} - (\ell + \varepsilon)} \circ \xrightarrow{1} \circ)$.

4.1.7. Running example. There are two vertices in \mathcal{O} representing the source of a commutativity relation: one is $s(\alpha)$ and one is $s(\beta)$. (They are exchanged by \dagger .)

When $i = s(\alpha)$, the possible pairs of p and q opposite r_i given in Figure 4.3(a). When $i = s(\beta)$, the possible pairs are as given in Figure 4.3(b).

$$\begin{array}{cc}
\begin{array}{c} \mathbf{p} \\ \mathbf{q} \end{array} \left\| \begin{array}{c} s(\beta) \xrightarrow{0} \circ \xrightarrow{1} \circ \\ s(\gamma) \xrightarrow{2} \circ \xrightarrow{1} \circ \end{array} &
\begin{array}{c} \mathbf{p} \\ \mathbf{q} \end{array} \left\| \begin{array}{c} s(\beta) \xrightarrow{1} \circ \xrightarrow{0} \circ \\ s(\gamma) \xrightarrow{2} \circ \xrightarrow{1} \circ \end{array} \\
\begin{array}{c} \mathbf{p} \\ \mathbf{q} \end{array} \left\| \begin{array}{c} s(\beta) \xrightarrow{1} \circ \xrightarrow{1} \circ \\ s(\alpha) \xrightarrow{1} \circ \xrightarrow{1} \circ \end{array} &
\begin{array}{c} \mathbf{p} \\ \mathbf{q} \end{array} \left\| \begin{array}{c} s(\beta) \xrightarrow{2} \circ \xrightarrow{0} \circ \\ s(\alpha) \xrightarrow{1} \circ \xrightarrow{1} \circ \end{array}
\end{array}$$

(a) The four possible choices of \mathbf{p} and \mathbf{q} when $i = s(\alpha)$.

$$\begin{array}{cc}
\begin{array}{c} \mathbf{p} \\ \mathbf{q} \end{array} \left\| \begin{array}{c} s(\alpha) \xrightarrow{0} \circ \xrightarrow{1} \circ \\ s(\beta) \xrightarrow{2} \circ \xrightarrow{1} \circ \end{array} &
\begin{array}{c} \mathbf{p} \\ \mathbf{q} \end{array} \left\| \begin{array}{c} s(\alpha) \xrightarrow{1} \circ \xrightarrow{0} \circ \\ s(\beta) \xrightarrow{2} \circ \xrightarrow{1} \circ \end{array} \\
\begin{array}{c} \mathbf{p} \\ \mathbf{q} \end{array} \left\| \begin{array}{c} s(\alpha) \xrightarrow{1} \circ \xrightarrow{1} \circ \\ s(\alpha) \xrightarrow{1} \circ \xrightarrow{1} \circ \end{array} &
\begin{array}{c} \mathbf{p} \\ \mathbf{q} \end{array} \left\| \begin{array}{c} s(\gamma) \xrightarrow{2} \circ \xrightarrow{0} \circ \\ s(\gamma) \xrightarrow{1} \circ \xrightarrow{1} \circ \end{array}
\end{array}$$

(b) The four possible choice of \mathbf{p} and \mathbf{q} when $i = s(\beta)$.

Figure 4.3. Choices of \mathbf{p} and \mathbf{q} opposite \mathbf{r}_i , for the running example algebra A . Here, each possible pair (\mathbf{p}, \mathbf{q}) is given as a column in the table.

Patches with two pin-boundary syllables in the top row

4.1.8. Construction. Recall that a vertex $i \in \mathcal{O}_0$ has $b_i = 0$ if and only if it represents the source of a commutativity relation.

For each such vertex i , we construct the patch with the data as shown in Figure 4.4. On the left side, the top entry is the pin-boundary syllable associated to i while the bottom entry is the virtual syllable x_{i-a_i} at $i - a_i$. The right side is similar but for i^\dagger .

4.1.9. Note that the reflection of the patch associated to i is the patch associated to i^\dagger . We know that i is the source of a component iff i^\dagger is, so by varying i around the family of vertices with $b_i = 0$ we pick up its exchange partner i^\dagger . This means we do not artificially need to add the reflections of these patches; we obtain them already.

4.1.10. Running example. The unique pin module for A is $P_1 = I_1$. The head vertex 1 of this pin module is represented by two vertices in the overquiver \mathcal{O} , say $s(\alpha)$ and $s(\beta)$. We know that $a_{s(\alpha)} = 3$ and $a_{s(\beta)} = 3$ while $b_{s(\alpha)} = b_{s(\beta)} = 0$. It so happens in this particular example that $s(\alpha) - a_{s(\alpha)1} = s(\alpha)$ and $s(\beta) - a_{s(\beta)} = s(\beta)$; this ‘‘fixpoint’’ behaviour is not to be expected in general. It follows that exactly two patches are created at this step. We show them in Figure 4.5.

4.1.11. Example. Consider any Nakayama algebra. All of its indecomposable projectives are uniserial. This means it has no pin modules and therefore no patches of this type are created for it. The same is true more generally for any monomial SB algebra.

Virtual patches

4.1.12. Construction. Recall that a vertex $i \in \mathcal{O}_0$ has $d_i = 0$ if and only if it represents the target of a commutativity relation.

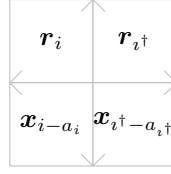


Figure 4.4. Schematic of a patch with two pin-boundary syllables. One of these is created for each vertex in the set $\{i \in \mathcal{O}_0 : b_i = 0\}$. Note that this set is closed with respect to the vertex exchange map \dagger , since $b_i = b_{i^\dagger}$.

Above, $r_i := (i \xrightarrow{a_i-1} \circ \xrightarrow{1} \circ)$ the pin boundary syllable at i (similarly r_{i^\dagger}) and $x_{i-a_i} := (i - a_i \xrightarrow{0} \circ \xrightarrow{0} \circ)$ is the virtual syllable at $i - a_i$ (and similarly $x_{i-a_{i^\dagger}}$).

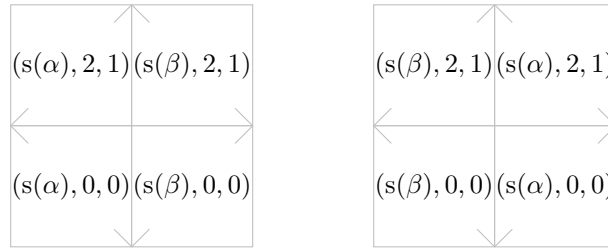


Figure 4.5. The patches with two-pin boundary syllables, for the running example algebra A . These two patches are reflections of one another.

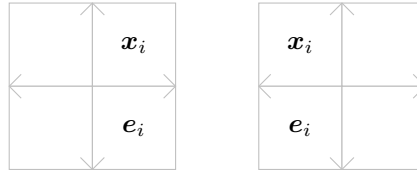


Figure 4.6. Virtual patches. These two patches are created for each i with $d_i = 0$. They are reflections of one another.

Here, $x_i := (i \xrightarrow{0} \circ \xrightarrow{0} \circ)$ is the virtual syllable and $e_i := (i \xrightarrow{0} \circ \xrightarrow{1} \circ)$ the stationary syllable at i . All unmarked cells are blank.

For each such vertex i , we construct the two patches shown in Figure 4.6. The first has a virtual syllable $(i, 0, 0)$ in the top-right cell and the corresponding stationary syllable $(i, 0, 1)$ underneath, but is otherwise blank. The second is its reflection.

4.1.13. SBStrips. The virtual patches are those for which the property `IsVirtualPatch` returns `true`. Therefore, supposing the SB algebra in question is `sba`, they are precisely the elements of the list returned by the following code.

```
gap> Filtered( PatchSetOfSBAlg( sba ), IsVirtualPatch );
```

4.1.14. We emphasise that, as with the previous class of patches, virtual patches are only seen when calculating the syzygy of $P/\text{soc } P$, for P pin.

4.1.2 Properties of patches

In this subsection we make remarks and prove some properties about the patches of a SB algebra. There is no clever theoretical work to be seen here, only technical observations and their verification. These results are included in order to establish the validity of our model.

4.1.15. Lemma. *The only patches containing virtual syllables are virtual patches (having one such, which lies in the top row) and patches with two pin-boundary syllables in the top row (having two such, in the bottom row).*

Proof. This is true by inspection. We need only recall that, by definition, $\mathbf{p}\nabla$ is never a virtual syllable for any \mathbf{p} . \square

4.1.16. Lemma. *Let X be a patch with entries \mathbf{p} and \mathbf{p}' in the top row, and with entry \mathbf{q} under \mathbf{p} .*

(a) *If neither \mathbf{p} nor \mathbf{p}' is blank, then $s(\mathbf{p})^\dagger = s(\mathbf{p}')$.*

(b) *If \mathbf{p} is nonblank, then $\mathbf{q} = \mathbf{p}\nabla$ unless*

(i) *both top entries \mathbf{p}, \mathbf{p}' of X are pin boundary (in which case \mathbf{q} is a virtual syllable), or*

(ii) *the other top entry \mathbf{p}' of X is a pin boundary syllable (in which case \mathbf{q} is the perturbed version of $\mathbf{p}\nabla$), or*

(iii) *\mathbf{p} is a virtual syllable (in which case \mathbf{q} is the corresponding stationary syllable).*

(c) *If \mathbf{p} is blank, then \mathbf{q} is either blank or is $e_i\nabla$ for some stationary syllable e_i .*

(d) *If $\mathbf{p} = (i \xrightarrow{\ell} \circ \xrightarrow{\varepsilon} \circ)$ and $\varepsilon = 0$, then $s(\mathbf{q}) = t(\mathbf{p})$.*

Proof. The assumptions in part (a) exclude the blank patch, virtual patches and amended patches from consideration – in remaining cases (a) is seen to hold – but part (c) directs us exactly to those three cases. For the blank or virtual patches, any column featuring one blank entry is entirely blank as claimed in (c). Amended patches only change the top syllable in a column comprising e_i and $e_i\nabla$. That top syllable e_i is stationary, hence the claim of part (c) is valid in this case too.

Part (b) holds by observation. We only remind the reader that ∇ maps a pin-boundary syllable to the blank syllable and the blank syllable to itself.

Towards part (d), we can use part (b). Note that the assumption $\varepsilon = 0$ implies \mathbf{p} is neither a pin-boundary syllable nor blank. If $\mathbf{q} = \mathbf{p}\nabla$ then the result holds, since

$$s(\mathbf{q}) = s(\mathbf{p}\nabla) = s(i - \ell \xrightarrow{a_i + b_i - \ell} \circ \xrightarrow{b_i} \circ) = i - l = t(\mathbf{p}).$$

If \mathbf{q} is the perturbed version of $\mathbf{p}\nabla$, then the result also holds because perturbation does not alter the source. If \mathbf{p} is a virtual syllable $(i \xrightarrow{0} \circ \xrightarrow{0} \circ)$, then \mathbf{q} is the corresponding stationary syllable $e_i = (i \xrightarrow{0} \circ \xrightarrow{1} \circ)$ and we clearly have $s(e_i) = i = t(\mathbf{p})$. \square

4.1.17. Lemma. *No two patches have the same top row.*

Proof. We initially partition patches into two classes, depending on whether their top rows feature virtual syllables. Note that those who do are always virtual patches, each of which is uniquely distinguished by the single virtual syllable it contains and its orientation.

Amongst those whose top rows feature no virtual syllables, we further discriminate by the number of blank syllables in the top row. There is a single patch with two blank syllables: the blank patch. The patches with exactly one blank syllable are amended patches, each uniquely characterised by the nonblank syllable in the top row and its orientation.

Amongst those whose top rows feature no virtual syllables and no blank syllables, we can further subdivide by the number of pin-boundary syllables. These cases are treated in different parts of Subsection 4.1.1, from which the desired distinction follows immediately. \square

4.1.18. Associating projectives to patches. We define a function from the set of nonvirtual patches to the set containing the indecomposable projective A -modules with the prescribed bases as in Example 2.2.19 and the zero module (with basis \emptyset). Its purpose will become clear in Proposition 4.2.20.

To the blank patch, we associate the zero module.

Otherwise, observe that any nonblank, nonvirtual patch X has at least one nonblank syllable \mathbf{p} in its top row. The source $s(\mathbf{p})$ represents a vertex i of the ground quiver; if the top row features a second nonblank

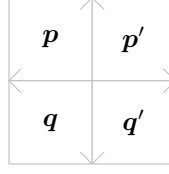


Figure 4.7. Notation for Definition 4.1.18.

syllable q then $s(\mathbf{p})^\dagger = s(\mathbf{q})$ and so they represent the same vertex i . Therefore we associate to X the projective P_i , for this well-chosen i .

4.1.19. Lemma. *Suppose that the projective associated to the patch X is a pin module.*

- (a) *If the top row of X features two pin-boundary syllables, then the entries of the bottom row are both virtual syllables.*
- (b) *If the top row of X features exactly one pin-boundary syllable, then one entry of the bottom row is a boundary syllable while the other is blank.*
- (c) *If the top row of X features no pin-boundary syllables, then the entries q, q' of the bottom row satisfy $q = \mathbf{p}\nabla$ and $q' = \mathbf{p}'\nabla$ for some syllables \mathbf{p}, \mathbf{p}' with $s(\mathbf{p})^\dagger = s(\mathbf{p}')$. This implies $t(\mathbf{q})^\dagger = t(\mathbf{q}')$.*

Proof. For parts (a) and (b), respectively refer to the construction of patches with two or one pin-boundary syllables in the top row. The claims hold by inspection.

For part (c), let \mathbf{p} and \mathbf{p}' be the nonblank entries of the top row above q and q' respectively. If X is an amended patch, instead let \mathbf{p}, \mathbf{p}' be the corresponding nonblank entries of the top row of the original patch.

Because X represents a pin module, we have $b_{s(\mathbf{p})} = b_{s(\mathbf{p}')} = 0$. Since \mathbf{p}, \mathbf{p}' are nonblank syllables with this property, $\mathbf{p}\nabla, \mathbf{q}\nabla$ are defined and satisfy $t(\mathbf{p}\nabla)^\dagger = t(\mathbf{p}'\nabla)$. The construction of patches with no pin-boundary syllables in the top row implies $q = \mathbf{p}\nabla$ and $q' = \mathbf{p}'\nabla$. The result follows. \square

4.1.20. Remark. In addition to singling out a projective module P , a patch X specifies two subsets of the standard basis: a top part T and a bottom part B .

If the top row of X features two pin-boundary syllables, then B comprises only the vector spanning $\text{soc}(P_i)$ and T comprises the remaining vectors. Otherwise, suppose that the entries of X are $\mathbf{p}, \mathbf{p}', \mathbf{q}, \mathbf{q}'$ as shown in Figure 4.7; if X is an amended patch, let $\mathbf{p}, \mathbf{p}', \mathbf{q}, \mathbf{q}'$ be syllables of the original version. Write p, p' for the compressions of \mathbf{p}, \mathbf{p}' and \leq for the prefix order. We define T and B via the following procedure.

- (a) Define $T_p := \{u \in \text{Path}(\mathcal{O}) : u < p\}$, and define $T_{p'}$ similarly.

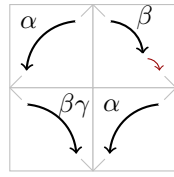
The definition of B_p depends on whether \mathbf{p} is boundary or interior: if \mathbf{p} is boundary then we define $B := \{u \in \text{Path}(\mathcal{O}) : p \leq u\}$; while if \mathbf{p} is interior we define $\{u \in \text{Path}(\mathcal{O}) : p < u\} \subseteq B$ (in which case $p \notin B \cup T$). We define $B_{p'}$ similarly, again resorting to cases depending on whether \mathbf{p}' is boundary or interior.

- (b) Replace any path u in $T_p, T_{p'}, B_p$ or $B_{p'}$ by the basis vector uA represented by u .

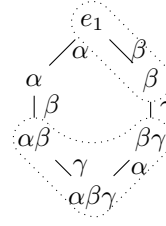
- (c) Set $T := T_p \cup T_{p'}$ and $B := B_p \cup B_{p'}$.

We mention that if \mathbf{p} is interior then (the basis vector represented by) p does not belong to $T \cup B$, and that all basis elements not in $T \cup B$ are of this form.

4.1.21. Running example. In Figure 4.8 we show a patch and the corresponding subsets of an associated patch. Notice that the top row contains the interior syllable $(\xrightarrow{\alpha} \circ \xrightarrow{0} \circ)$ and that, accordingly, the associated basis vector αA belongs to neither T nor B .



(a) An example patch



(b) The associated sets T (top) and B (bottom)

Figure 4.8. Basis subsets associated to a patch

4.2 Strips





In this section, we define strips. These are representations of string modules using the alphabet of syllables.

4.2.0 Preview of strips

Let us explore our approach to string modules and their syzygies using worked examples. We will start to see how to represent string graphs with no ambiguity, if a modicum of redundancy. The focus here is building intuition; formal definitions will come in due course. Recall the running example algebra

$$A := \mathbb{k} \langle \alpha \circlearrowleft 1 \xrightarrow{\beta} 2 \circlearrowright \delta \rangle / \langle \alpha^2, \beta\delta, \gamma\beta, \delta\gamma, \alpha\beta\gamma - \beta\gamma\alpha, \gamma\alpha\beta, \delta^4 \rangle$$

(whose uniserial A -modules can be identified with the strict prefixes of $\alpha\beta\gamma$, $\beta\gamma\alpha$, $\gamma\alpha\beta$ and δ^4).





4.2.1. The big idea. We have a way of representing a string graph by entering symbols (*syllables*) into a row of cells. These cells are alternately of two types, *positive*  and *negative* , which means that pairs of cells alternately form *peaks*  and *valleys* . Such a row of symbols is a *strip*.

The contents of a peak in one row uniquely determine the contents of a valley in a row underneath it. One row may in general have several rows underneath it – a phenomenon we call *branching* – but there is a fixed procedure for determining to which row the contents of a given valley are assigned. We thus create strips from a given strip by reading the latter a peak at a time.

As we demonstrate below, it is necessary that we operate “peakwise” (a peak upstairs specifies a valley downstairs) rather than “cellwise” (a positive or negative cell upstairs specifies a negative or positive cell downstairs) due to the existence of string modules related to socle-quotients of pin modules. These troublesome string modules are easy to spot; they are precisely those whose strip representation includes a certain kind of syllable, dubbed a *pin-boundary* syllable. When a peak contains no pin-boundary syllables, the entry of each cell in the valley underneath it depends only on the individual cell directly above it.

There are several key features in our approach. We treat them all in their turn with examples.

4.2.2. Interiors, boundaries, peaks and valleys. Consider the string graph v_1 , shown in Figure 4.9a. It has four subgraphs that start at source vertices and end at sinks. The corresponding restrictions are $(2 \xleftarrow{\beta} 1)$, $(1 \xrightarrow{\alpha} 1)$, $(1 \xleftarrow{\gamma} 2)$ and $(2 \xrightarrow{\delta} 2 \xrightarrow{\delta} 2)$. The first and last of these appear at the boundary of the string graph. Informally, this means that these subgraphs point outwards from the graph; more formally, that the sink vertices at which these end have indegree only 1 (a property distinguishing these sink vertices from that at which the other two subgraphs end.) We can represent v_1 using the strip in Figure 4.9b.

Let us dissect the anatomy of this figure. To begin, note that it comprises an infinite (\mathbb{Z} -indexed) row of cells which alternately look like  and . Therefore they alternately form peaks  and valleys .

Next, notice that cells sufficiently far to the left and to the right are blank. Between these extremes is

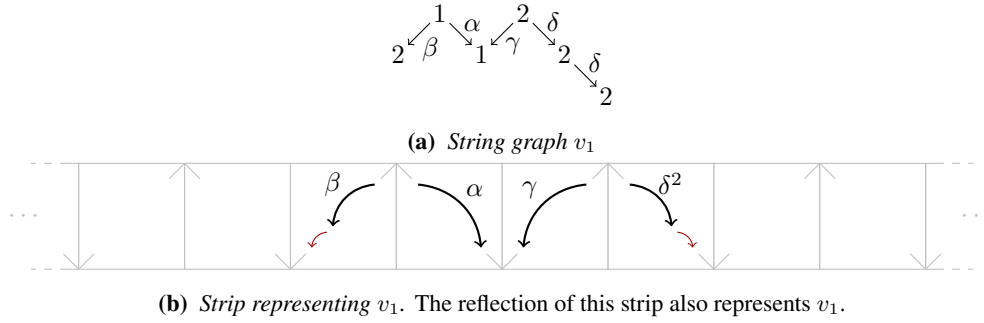


Figure 4.9. First example of representing a string graph with strips.

the *support* of the strip: the concave interval of cells with nonblank entries.

These entries are syllables that unambiguously represents the subgraph of the string graph. Recall that a syllable $(\circ \xrightarrow{p} \circ \xrightarrow{\varepsilon} \circ)^{\pm 1}$ contains three pieces of information: a path p in the overquiver \mathcal{O} , a bit $\varepsilon \in \{0, 1\}$ which encodes whether the syllable is an interior ($\varepsilon = 0$) or boundary syllable ($\varepsilon = 1$) and an orientation which is either positive or negative ($+1$ or -1). Of these, orientation is the least interesting. All that really matters is that it alternates across the strip. In our illustrations, orientation of a (nonblank) syllable is a function of the kind of cell where it appears: entries in \square cells have negative orientation while those in \square cells have positive orientation. Orientation is also demonstrated by the diagonal along which the syllable is drawn.

The underlying path of a syllable unambiguously represents a path in A , but we remind the reader of a technical point: underlying paths of a syllable are paths in the overquiver \mathcal{O} , not the ground quiver Q . In the interests of brevity this is not usually expressed in the notation. For instance, the rightmost syllable in Figure 4.9b has underlying path δ^2 (in the overquiver), but it represents the A -path that is also called δ^2 .

Boundary syllables, such as $(\circ \xrightarrow{\beta} \circ \xrightarrow{1} \circ)$ and $(\circ \xrightarrow{\delta^2} \circ \xrightarrow{1} \circ)$ in our example, only appear pointing outwards at the boundary of the strip. This means that if one entry in a valley is a boundary syllable then the other is blank, as may be verified in the example.

In between the boundary syllables are the interior syllables, $(\circ \xrightarrow{\alpha} \circ \xrightarrow{0} \circ)$ and $(\circ \xrightarrow{\gamma} \circ \xrightarrow{0} \circ)$ here. Observe that if one syllable in a valley is an interior syllable then so too is the other and, moreover, their targets are \dagger -partners. The only example in Figure 4.9b is the middle valley that contains $(\circ \xrightarrow{\alpha} \circ \xrightarrow{0} \circ)$ and $(\circ \xrightarrow{\gamma} \circ \xrightarrow{0} \circ)$. More examples will appear when discussing string graph v_2 , below.

Whether the syllables in a peak are boundary or interior, their sources are \dagger -partners.

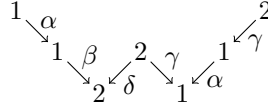
In our illustrations, boundary syllables have their stability term coloured, while interior syllables have theirs suppressed. This helps distinguish them visually.

4.2.3. Rounding-off. Now consider the string graph v_2 in Figure 4.10a. What matters most about this example is that we can treat v_2 on an equal footing with v_1 despite their seeming difference in shape.

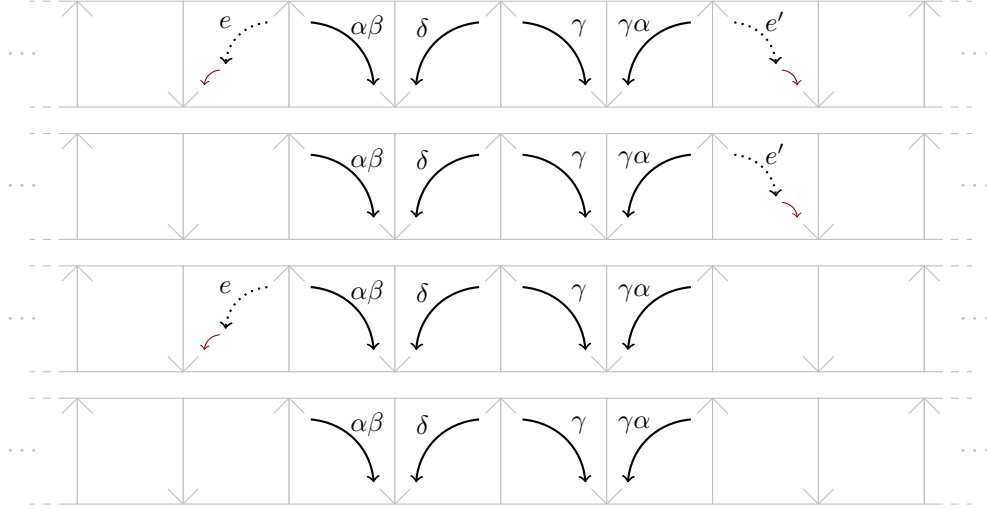
Informally speaking, v_2 resembles a “generalised W” $\swarrow \searrow \cdots \swarrow \searrow$ while v_1 resembles a “generalised M” $\swarrow \searrow \cdots \swarrow \searrow$. It transpires that generalised Ms lend themselves more readily to syzygy calculations. There is an obvious trick to viewing a generalised W as a generalised M by making some trivial adjustment at the boundary: $\swarrow \searrow \cdots \swarrow \searrow$. Our version of this trick is to round off the boundary of the strip with stationary syllables $(\circ \xrightarrow{e} \circ \xrightarrow{1} \circ)$.

(Similar tricks work for “generalised Ns” and “generalised Vs”. Also recall that by construction all stationary syllables used to represent string graphs are boundary. There are never stationary syllables in the interior of a strip.)

See the uppermost strip in Figure 4.10b. At each side, there is a unique stationary syllable whose source is the \dagger -partner of the source of the neighbouring syllable. That is the stationary syllable we use to round



(a) String graph v_2



(b) Strips representing v_2 . Here, e and e' are the stationary paths at $s(\alpha)^\dagger$ and $s(\gamma)^\dagger$, respectively. Since the stationary syllables at either end can be inferred from a neighbouring cell, they are both optional.

Figure 4.10. Second example of representing a string graph with strips.

off the strip. To emphasise that the underlying path is trivial, we draw it as a dashed line in the illustration.

Since the appropriate stationary syllables at either end can be inferred from the remaining content of the strip, we will allow variations of the strip where one or both stationary syllables are absent. These are the other strips in Figure 4.10b. This redundancy is a benefit, not a drawback: the framework we develop later will treat all of these variations the same.

In all cases, our comments from the previous passage about entries in peaks and valleys remain true. Boundary syllables, whenever they appear in a valley, do so next to a blank cell. The valley neighbour of an interior syllable is another interior syllable, and their targets are exchanged by \dagger . The sources of two (nonblank) syllables in a peak form a \dagger -pair, as do the targets of two interior syllables in a valley. However, whenever a stationary boundary syllable is only implied, interior syllables may form a peak with a blank cell. This final situation did not arise when treating v_1 .

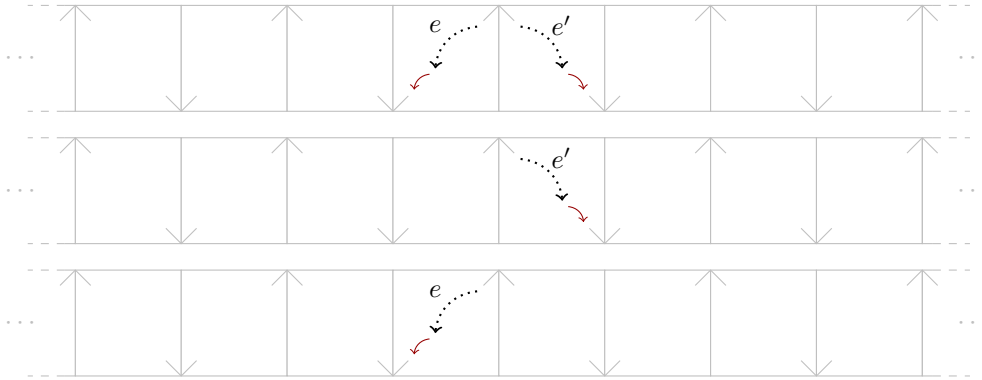
4.2.4. Simple modules. Examine the string graph v_3 in Figure 4.11a that represents the simple module S_1 . To represent it as a strip we round off both sides with stationary syllables, giving the uppermost strip in Figure 4.11b or its reflection.

Similarly to the previous example, we allow variations of the strip where either stationary syllable is omitted since one can be inferred from the other. These are the remaining strips in the figure. In contrast to the previous example, we do not allow them both to be omitted. Doing so would result in an entirely blank strip, which of course is only capable of representing the zero module.

4.2.5. Pin-boundary syllables and the need for operating peakwise. We turn to Figures 4.12a and 4.12b and the string graphs v_4 and v_5 they feature. Strips representing them are drawn in Figures 4.12c and 4.12d. Neither needs any rounding off. The compatibility conditions stated above regarding \dagger -partnership of sources or targets of peak- or valley-neighbouring syllables are readily seen to hold. In these senses, there is nothing new to say about these strips.


The noteworthy objects are the syllables at their boundaries; observe that these are the same for both strips. We call these *pin-boundary* syllables since they arise in the strip representation of a socle-quotient

(a) String graph v_3



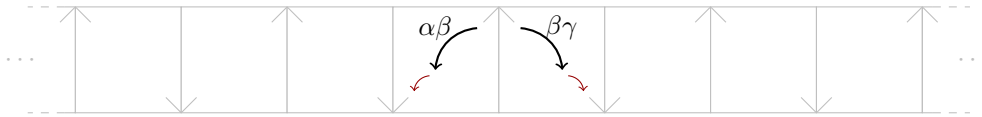
(b) Strips representing v_3 . Here, e and e' are the two stationary paths at \mathcal{O} -vertices that represent the Q -vertex 1. We can infer one of the stationary syllables from the other, but we cannot infer either of them out of nothing.

Figure 4.11. Third example of representing a string graph with strips.

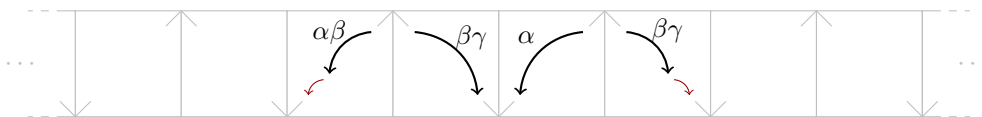


(a) String graph v_4

(b) String graph v_5 .



(c) Strip representing v_4 .



(d) Strips representing v_5 . The boundary syllables in this strip also occur in the strip representing a socle-quotient of a pin module – compare (c) above – but here they do not appear together in a single peak.

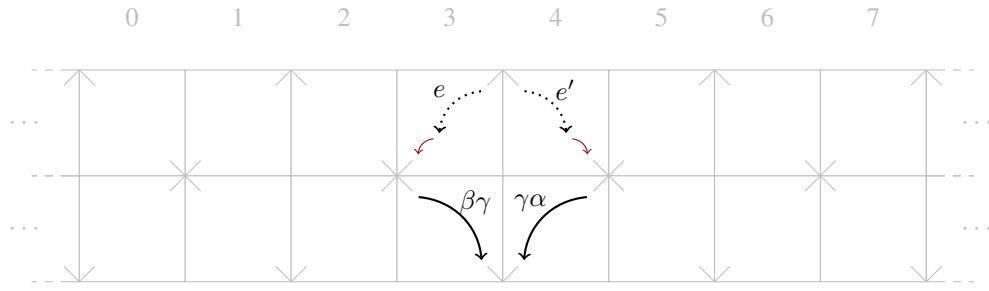
Figure 4.12. Fourth and fifth examples of representing a string graph with strips.

of a pin module.

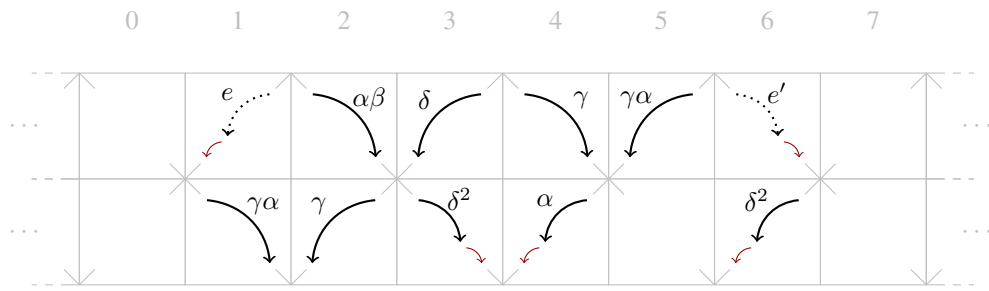
What proves noteworthy about these syllables is their unusual behaviour when put to their intended use in strips: calculating syzygies of string modules. To more clearly remark the unorthodoxy of v_5 , and shortly afterwards v_4 , we compare them to the very routine conduct of v_3 and v_1 .

Consult Figure 4.13a. It is a two-row picture, the first row representing v_3 and the second $\Omega^1(\text{Str } v_3)$. Each valley of the second row is determined by the peaks above it and nothing else. Figures 4.13b and 4.13c are similar, representing v_2 and v_5 and their syzygies, with the syzygy in each case determined from the original strip according to a local rule.

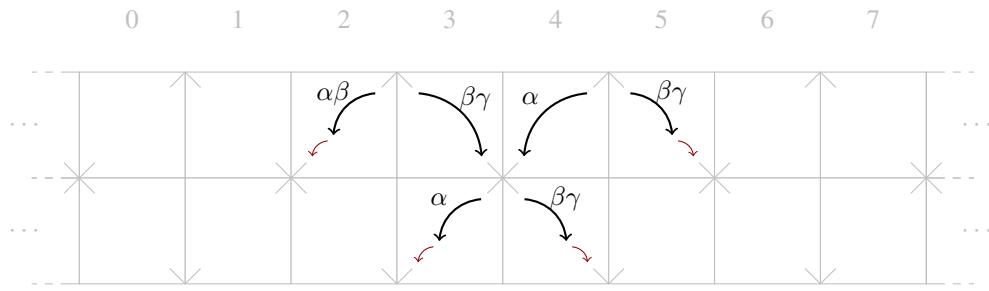
The strip representing v_3 in the top row of Figure 4.13a has boundary syllables in columns 3 and 4,



(a) Calculating $\Omega^1(\text{Str } v_3) = \text{Str}(1 \xrightarrow{\beta} 2 \xrightarrow{\gamma} 1 \xleftarrow{\alpha} 1 \xleftarrow{\gamma} 2)$ using strips.



(b) Calculating $\Omega^1(\text{Str } v_2) = \text{Str}(2 \xrightarrow{\gamma} 1 \xleftarrow{\alpha} 1 \xleftarrow{\gamma} 2 \xrightarrow{\delta} 2 \xrightarrow{\delta} 2) \oplus \text{Str}(1 \xleftarrow{\alpha} 1) \oplus \text{Str}(2 \xleftarrow{\delta} 2 \xleftarrow{\delta} 2)$ using strips.



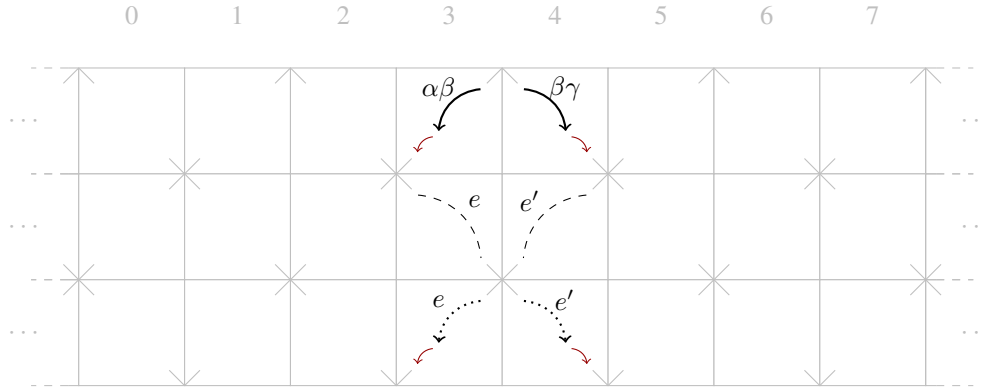
(c) Calculating $\Omega^1(\text{Str } v_5) = \text{Str}(1 \xleftarrow{\alpha} 1 \xrightarrow{\beta} 2 \xrightarrow{\gamma} 1)$ using strips.

Figure 4.13. *Movement of boundaries.* Existing boundaries move one column inwards or outwards from one row to the next, the latter situation being more common by far. Additional boundaries may also appear when the lower strip “branches”, representing a nontrivial decomposition of the syzygy (refer Figure 4.15).

and neither of these is a pin-boundary syllable. Underneath it is a strip representing $\Omega^1(\text{Str } v_3)$. This actually has no boundary syllables, but we can infer *where* stationary boundary syllables would round it off – specifically, columns 2 and 5 – and *which* stationary boundary syllables they would be. We see that, from one row to the next, the locations of the (potentially implied) boundaries move one column outward on each side.

The strip representing v_2 in the top row of Figure 4.13b has boundary syllables in columns 1 and 6 but neither of these is a pin-boundary syllable. The second row has several syllables and several gaps. The boundaries present or implied in columns 3, 4, 5 and 6 are surplus to the present argument and we will revisit them later. Those aside we certainly infer boundary syllables in columns 0 and 7 of the bottom row, because there the blank cells appear in a peak with a nonblank cell. Once again, we notice that the locations of the (potentially implied) boundaries move one column outwards, from columns 1 and 6 to 0 and 7.

Lastly, turn to Figure 4.13c which represents v_5 and its syzygy using strips and in which appear the dreaded pin-boundary syllables. Two things are remarkable about this figure. The first is that the boundary



(a) Calculating $\Omega^1(\text{Str } v_4) = \text{Str } (1)$ using strips. The path e is the stationary path at t ($\circ \xrightarrow{\alpha\beta} \circ \xrightarrow{1} \circ$), the target of the lefthand pin-boundary syllable. Similarly e' .

Figure 4.14. Syzygy of a socle-quotient of a pin module.

on each side moves one column inwards. The second is how this impacts columns 3 and 4. Taking column 3 as an illustrative example, we see that underneath the syllable ($\circ \xrightarrow{\beta\gamma} \circ \xrightarrow{0} \circ$) is ($\circ \xrightarrow{\alpha} \circ \xrightarrow{1} \circ$). The lower syllable is not ($\circ \xrightarrow{\beta\gamma} \circ \xrightarrow{0} \circ$) $\nabla = (\circ \xrightarrow{\alpha} \circ \xrightarrow{0} \circ)$ but, rather, the boundary analogue.

A general rule, obeyed in Figures 4.13a and 4.13b but violated here in 4.13c, is that underneath a syllable p appears $p\nabla$. However, the cause of this misbehaviour is not the syllables in columns 3 and 4 of the top row. It is in fact the pin-boundary syllables ($\circ \xrightarrow{\alpha\beta} \circ \xrightarrow{1} \circ$) and ($\circ \xrightarrow{\beta\gamma} \circ \xrightarrow{1} \circ$) that neighbour them.

We should think of pin-boundary syllables as interfering entities that cause boundaries to move one column inwards, therefore defying our otherwise-successful hopes of ∇ -orbits for columns. Pin-boundary syllables ($\circ \xrightarrow{p} \circ \xrightarrow{1} \circ$) exist to represent a component $p\alpha$ of a commutativity relation of A , say $p\alpha - q$, where α is an appropriate arrow. It is thanks to their existence that our formalism calculates syzygies using a peakwise operation rather than a cellwise one, for their corrupting influence can extend to their valley neighbour.

The pinnacle of their meddlesome activity occurs when two pin-boundary syllables neighbour one another in a strip, a scenario arising iff the strip represents $P/\text{soc } P$ for some pin module P . In this case the two boundaries on either side seem to pass through each other.

We mark such an event with special symbols, as witnessed in Figure 4.14a. We call these *virtual syllables* because, unlike other syllables, these reserved symbols do not represent any part of a string graph or string module; they are simply indicators of the presence of short exact sequences of the form $0 \rightarrow \text{soc } P \rightarrow P \rightarrow P/\text{soc } P \rightarrow 0$, for P pin. These virtual syllables appear two-at-a-time in a valley underneath a peak of pin-boundary syllables. Each virtual syllable appears alone in its own peak. Directly below any virtual syllable belongs the appropriate stationary syllable.

The data of a virtual syllable ($\circ \xrightarrow{e} \circ \xrightarrow{0} \circ$) are a stationary path e and a stability term $\varepsilon = 0$. This path e in the overquiver represents the target vertex of a commutativity relation. The associated stationary syllable is then ($\circ \xrightarrow{e} \circ \xrightarrow{1} \circ$).

We recall that elsewhere a stability term $\varepsilon = 0$ denotes an interior syllable so it may be tempting to think of these virtual syllables as “interior stationary” syllables, in keeping with that precedent. We know of no benefit to be garnered from this interpretation and so we do not take it up in our exposition.

4.2.6. Branching. There is one final phenomenon to explore: when the syzygy of a string module has a nontrivial direct sum decomposition. This has already occurred under our very noses.

Figure 4.13b depicts a syzygy calculation, with v_2 represented in the top row and $\Omega^1(\text{Str } v_2)$ in the bottom row. Whereas in other examples the support has been an uninterrupted sequence of interior syllables

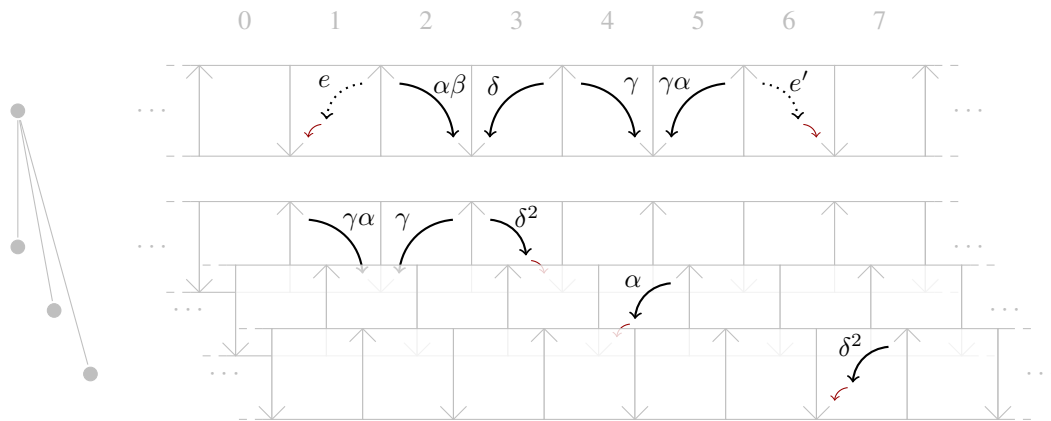


Figure 4.15. *Branching.* Rather than flattening the strips representing the direct summands of $\Omega^1(\text{Str } v_2)$ onto a single row, as in Figure 4.13b, we place them into rows of their own. Each of these rows is directly above the top row. In each, columns 0 to 7 inclusive are shown.

bounded on either side by (potentially implied) boundary syllables, here the support is several such sequences, respectively delimited by the boundaries in columns 0 and 3, 4 and 5, and 6 and 7, and all flattened together onto the page in a single row.

Such flattening only muddies the waters. Our task is made much clearer by giving each of these individual strips their own row as in Figure 4.15. One consequence of this generosity is that we must generally index rows using the vertices of a rooted tree. This allows the nontrivial direct sum decomposition of the syzygy of a string to be reflected by *branching* in the tree.

Another consequence is that we must specify into which rows the cells of a valley under a given peak are placed. There is a general rule which we hope Figure 4.15 is clear enough to illustrate.

4.2.7. Recap. We close this subsection by consolidating the examples we have explored.

We have seen strings represented as rows of symbols, rows that we call strips. A string graph can be represented by many strips, but any strip represents a unique string.

We have started to see how these symbols can be entered into an array, with rows indexed by the vertices of a rooted tree and columns indexed by the integers (which are also just the vertices of a graph: $\dots - 0 - 1 - 2 - 3 - \dots$), to represent syzygy-taking. At least, we have seen the first two levels of such an array, representing a string and its syzygy. The contents of one row determine the contents of the next rows according to a local rule: a peak above determines the valley below.

The symbols used are called syllables. A syllable comprises three pieces of information. Largely these syllables represent parts of a string module and whether that part is at the boundary or in the interior of the string.

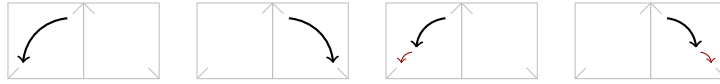
A select few symbols are kept aside for when we represent socle-quotients of pin modules and their syzygies. Indeed, strings whose boundaries resemble the boundaries of such socle-quotients are the only ones that require the local rule to operate at the scope of peaks of syllables, rather than individual syllables. These errant examples aside, the location of the boundary moves one column outwards from one row to the next. New boundaries can also appear, indicating that a line of symbols are to be separated into different rows, with the resulting strips representing direct summands.

This is the core of our model for tabulating the syzygy information. What remains are the details of its construction and the patterns it illuminates.

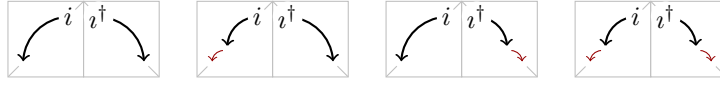
4.2.1 Strips and string modules

In this subsection, we give the formal definition of strips and verify that they represent string modules.

4.2.8. Peak and valley compatibility. Let (p, q) be a pair of (nonvirtual) syllables for A .



(a) Peaks with exactly one blank entry. The other entry may be a boundary or interior syllable.



(b) Peaks with †-partnered sources. The syllables may be any combination of interior or boundary, provided their sources are †-partners.

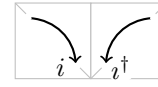
Figure 4.16. Peak-compatible pairs of syllables.



(a) Blank valley.



(b) Boundary valleys.



(c) Interior valley.

Figure 4.17. Valley-compatible pairs of syllables.

- (a) We say p and q are *peak compatible* (see Figure 4.16) if
- (i) both are blank (this is called a *blank peak*), or
 - (ii) exactly one is blank (an *implied peak*), or
 - (iii) neither is blank and $s(p)^\dagger = s(q)$ and the orientations of p and q are respectively -1 and $+1$.
- (b) We say p and q are *valley compatible* (see Figure 4.17) if
- (i) both are blank (this is called a *blank valley*), or
 - (ii) one is blank and the other is boundary (a *boundary valley*), or
 - (iii) both are interior and $t(p)^\dagger = t(q)$ and the orientations of p and q are respectively $+1$ and -1 (an *interior valley*).

These relations are illustrated in Figures 4.16 and 4.17. No syllable is peak or valley compatible with itself except the blank syllable, which is both.

4.2.9. Peaks and valleys. A *peak* is a pair of peak-compatible syllables, which we draw as $\begin{array}{|c|c|} \hline p & q \\ \hline \end{array}$, the orientations being implicit. (Note that (p^{-1}, q) is a peak-compatible pair iff (q^{-1}, p) is, by the above definition.) Similarly, we define *valleys* and denote them as $\begin{array}{|c|c|} \hline p & q \\ \hline \end{array}$. This notation makes defining the *reflection* $\begin{array}{|c|c|} \hline q & p \\ \hline \end{array}$ of a peak or $\begin{array}{|c|c|} \hline q & p \\ \hline \end{array}$ of a valley obvious.

4.2.10. Running example. Any two (horizontally) neighbouring cells in Figures 4.9b, 4.10b, 4.11b, 4.12c, 4.12d, 4.13a, 4.13b, 4.13c or 4.15 are either a peak or valley (as appropriate).

4.2.11. Strips. A *strip* w is a concave, non-necessarily bounded juxtaposition of (nonvirtual) syllables alternately forming peaks and valleys; here, *concave* means that no blank syllable is between two nonblank syllables.

Formally we consider the juxtaposition to be a single row of cells with columns indexed by \mathbb{Z} ; thus, a strip w is a function $w: \mathbb{Z} \rightarrow \text{Syll}(A)$. Of course, the cells are in 1-to-1 correspondence with the columns. The *entry* of cell k is $w(k)$.

4.2.12. Support of a strip. It follows that a strip w is blank on all but an interval subset of \mathbb{Z} , which we call its support $\text{supp } w$

4.2.13. Neighbours. For any $k \in \text{supp } w$, one out of $\{w(k), w(k+1)\}$ and $\{w(k-1), w(k)\}$ is a peak and one is a valley. The *peak neighbour* of k is the cell forming a peak with k ; the *valley neighbour* is defined similarly.

4.2.14. Reflection. By precomposing with the reflection $k \mapsto -k$ on \mathbb{Z} and postcomposing with the orientation involution $p^s \mapsto p^{-s}$ on $\text{Syll}(A)$, we obtain the *reflection* of w . This is clearly a well-defined operation since these involutions carry peaks to peaks and valleys to valleys.

4.2.15. Running example. Examples of strips abounded in Figures 4.9b, 4.10b, 4.11b, 4.12c, 4.12d, 4.13a, 4.13b, 4.13c and 4.15.

4.2.16. Any strip represents a string module in an (hopefully) obvious way, which the following proposition formalises.

4.2.17. Proposition. *Any strip w represents a well-defined string graph, hence a string module, and moreover w and its reflection both represent the same string graph.*

Conversely, any string graph can be represented by a strip.

Proof. Towards proving the forward implication, write p, q for the paths underlying syllables p, q in w . Recall from Definition 3.2.1 that these underlying paths p, q satisfying $p, q \in N - C$ and so, notably, represent Q -paths whose A -residue is linearly independent of all other A -paths.

We can view each p, q as some linear subgraph of \mathcal{O} of the form $(\circ \rightarrow \circ \rightarrow \dots \rightarrow \circ)$, where each vertex and arrow canonically represents one of the ground quiver Q of A . This representation gives rise to quiver homomorphisms $p \rightarrow Q$ or $q \rightarrow Q$. (In the case that p or q is blank, the associated homomorphism has empty domain.)

When $\begin{array}{|c|c|} \hline p & q \\ \hline \end{array}$ is a peak, then the sources (if any) of p, q are distinct but represent the same vertex of Q , and therefore have the same image in the quiver homomorphism. Therefore, in the disjoint union of the homomorphisms $p \rightarrow Q$ and $q \rightarrow Q$, we can identify the source vertices in the domains of paths p, q coming from peak-neighbour syllables and obtain a well-defined graph homomorphism. In addition (still assuming $\begin{array}{|c|c|} \hline p & q \\ \hline \end{array}$ is a peak), the first arrows of p and q are distinct and so represent distinct arrows of Q . It follows that, when we identify the source vertices as above, pairs of arrows in the domain that common source are mapped by this homomorphism to distinct Q -arrows.

The preceding paragraph remains true when we simultaneously replace: “peak” by “valley”; “peak-neighbour(ing)” by “valley-neighbour(ing)”; “source” by “target” and; “source vertex” by “sink vertex”.

This act of identifying linear quivers at their source vertices or sink vertices yields a quiver G whose underlying graph is linear also. Since the cells of w are \mathbb{Z} -indexed, the underlying graph of our constructed quiver will be connected and either finite, unbounded in one direction or unbounded in two directions. As we have already commented, pairs of arrows whose common source is a source vertex or whose common target is a sink vertex are mapped to distinct Q -arrows. As also commented above, any maximal equioriented subquiver of G (ie, a full subquiver that is sub-1-regular and that is specified by a set of vertices including one source vertex of G and one sink vertex of G) represents an independent path; therefore an arbitrary equioriented subquiver of G represents one too *a fortiori*. These three conditions defining a string graph hold, so the first assertion is proven.

The second claim follows immediately, since the foregoing abstract construction is not affected by reflecting w .

For the converse assertion, let $v : G \rightarrow Q$ be a string graph, assumed without loss of generality to be indecomposable.

If G contains no arrows, and so comprises a single vertex x satisfying $v(x) = i \in Q_0$, then lift i to an \mathcal{O} -vertex that we also denote i ; we may represent v using a function $w : \mathbb{Z} \rightarrow \text{Syll}(A)$ that takes blank values on all integers save on 0, where $w(0) = e_i^1$. (This superscript 1 is the orientation of the syllable.) The support of this function is concave in a trivial way, all potential peaks are blank except for one that is implied, and all potential valleys are blank except one that is boundary. Consequently w truly is a strip. Otherwise, assume G contains at least one arrow.

To each maximal equioriented subquiver $\Gamma := (y \xrightarrow{x_1} \circ \xrightarrow{x_2} \dots \xrightarrow{x_\ell} z)$ of G we may associate a syllable as follows, writing $p := v(x_1 x_2 \dots x_\ell)$ for convenience: if the sink vertex z of this subquiver has indegree

1 in G , we associate the boundary syllable $\widehat{\Gamma} := (\circ \xrightarrow{p} \circ \xrightarrow{1} \circ)$; otherwise, we associate the interior syllable $\widehat{\Gamma} := (\circ \xrightarrow{p} \circ \xrightarrow{0} \circ)$. (The orientations of these syllables is yet to be assigned.)

Choose one such maximal equioriented subquiver Γ_0 of G . Let Γ_1 be the maximal equioriented subquiver of G sharing a sink vertex with Γ_0 (if any exists), let Γ_2 be that sharing a source vertex with Γ_1 (if any exists), let Γ_2 be that sharing a sink vertex with Γ_1 (if any exists), and so on, iteratively defining Γ_k for $k \geq 0$. Similarly on the other side, let Γ_{-1} be the maximal equioriented subquiver of G sharing a source vertex with Γ_0 (if any exists), let Γ_{-2} be that sharing a sink vertex with Γ_{-1} (if any exists), and so on for Γ_k with $k < 0$.

For any $k \in \mathbb{Z}$ for which Γ_k exists, define $v(k) := (\widehat{\Gamma}_k)^{(-1)^k}$. (This exponent $(-1)^k$ is the orientation we assign to the syllable $\widehat{\Gamma}_k$.) For remaining k , let $v(k)$ be blank.

Our iterative definition of the Γ_k , working outwards from Γ_0 , ensures that $\text{supp } v$ is concave. Potential peaks containing two nonblank syllables come from neighbouring subquivers Γ_k, Γ_m whose common vertex is a source vertex of G . Because the two arrows incident on that source vertex have different images in v , we have that $\widehat{\Gamma}_k$ and $\widehat{\Gamma}_m$ are distinct and their sources are exchanged by \dagger . We deduce that these potential peaks truly are peaks.

A similar argument shows that all potential valleys are indeed valleys. The only technicality to note is that – when $\widehat{\Gamma}_k$ is nonblank – $\widehat{\Gamma}_k$ is an interior syllable iff the corresponding sink vertex of G has indegree 2 in G iff $\widehat{\Gamma}_{k+(-1)^k}$ is defined. Thus, the potential valleys containing one nonblank syllable are boundary valleys and those containing two are interior valleys.

Since v is concave, its peaks are peaks and its valleys valleys, we conclude that v defines a string, as claimed. \square

4.2.2 Patches and projective covers

In this subsection, we relate strips and patches in a fashion that emulates string modules and projective covers.

4.2.18. Proposition. Any peak $\begin{array}{|c|} \hline \mathbf{p} \\ \hline \end{array} \begin{array}{|c|} \hline \mathbf{q} \\ \hline \end{array}$ is the top row of exactly one patch.

Proof. Lemma 4.1.17 implies that each peak is the top of at most one patch; what remains is the “at least” argument. If \mathbf{p} and \mathbf{q} are both blank then the peak is the top of the blank patch. If neither is blank then the assumption $s(\mathbf{p})^\dagger = s(\mathbf{q})$ ensures they are the top of some patch constructed in Subsection 4.1.1. If exactly one of \mathbf{p}, \mathbf{q} is blank then the peak is the top row of the unique amended version of a patch constructed in the previous sentence. \square

4.2.19. Corollary. Any strip is the top row of a well-defined line of patches.

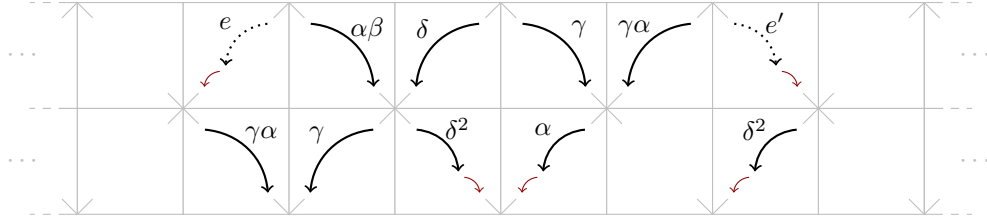
Proof. We can view a strip as a line of peaks. Each of which is the top of some patch by the previous lemma, whence we obtain the line of patches. \square

4.2.20. Proposition. If the strip w is the top row of a line of patches, then $\mathbb{P}(\text{Str } w)$ is the direct sum of the associated projectives (using the association given in Definition 4.1.18).

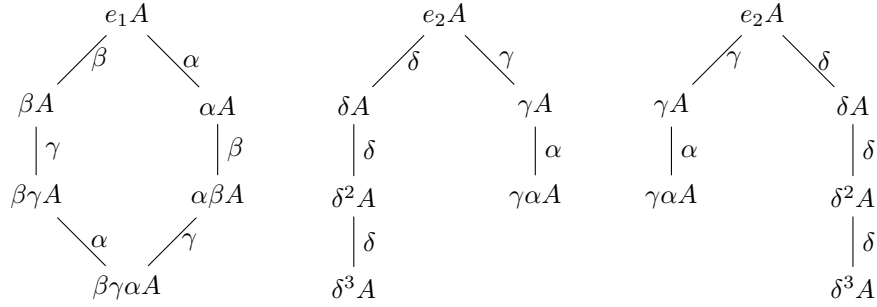
Proof. We know from Proposition 4.2.18 that to any nonblank peak of w we may associate some nonblank, nonvirtual patch and hence some indecomposable projective P_i . We know from Proposition 4.2.17 that the nonblank peaks of w correspond to the source vertice in the corresponding string graph. These source vertices are a basis of $(\text{Str } w)/(\text{rad}(\text{Str } w))$, and each is fixed by exactly one primitive idempotent e_j . Clearly $i = j$ for each nonblank peak of w and the result follows. \square

4.2.21. Running example. Let $w := (1 \xrightarrow{\alpha} 1 \xrightarrow{\beta} 2 \xleftarrow{\delta} 2 \xrightarrow{\gamma} 1 \xleftarrow{\alpha} 1 \xleftarrow{\gamma} 2)$. We find that $\mathbb{P}(\text{Str } w)$ is given in Figure 4.18b. This module is represented by the line of patches in Figure 4.18a, whose top row is a strip representing w .

4.2.22. Patch covers. We consequently define the *patch cover* $\mathbb{P}w$ of a strip w to be the corresponding line of patches, given in Corollary 4.2.19. We emphasise that this line is “infinite in both directions”, featuring blank patches on either end as necessary.



(a) Line of patches from a strip.



(b) Corresponding projective module.

Figure 4.18. An example of a patch cover. The top row of (a) is a strip representing the string module $\text{Str } w$. This uniquely determines the line of patches in the rest of (a), a line which models the projective module in (b).

4.2.3 Syzygy algorithm

We know that any strip w has a patch cover $\mathbb{P}w$, the bottom row of which either does or does not contain virtual syllables. These cases respectively correspond to whether w does or does not represent the socle-quotient of a pin module. In the latter case, the bottom row of $\mathbb{P}w$ specifies the support of several strips w_r (indexed by r) such that $\Omega^1(\text{Str } w) = \bigoplus_r \text{Str}(w_r)$. In the former case, the bottom row of $\mathbb{P}w$ does not specify a strip directly. Rather, it forms the top row of a second line of patches, the bottom row of which is a strip representing $\Omega^1(\text{Str } w)$.

We advise the reader that strips representing socle-quotients of pin modules are exceptional and often require special attention. They are either the subject of bespoke claims or exempted from general ones; this distinction will always be made clear when necessary.

We also comment that, by excluding socle-quotient strips w , we ensure that virtual syllables will not enter into discussion.

Syzygy of a strip that does not represent the socle-quotient of a pin module

4.2.23. Segments. Let w be any strip (socle-quotients of pin modules allowed) and let $\mathbb{P}w$ its patch cover. Recall that the columns of w and of $\mathbb{P}w$ are indexed by \mathbb{Z} . Any cell belongs to a single patch and any cell has a unique peak neighbour and a unique valley neighbour. Neighbours always lie in the same row.

Consider the equivalence relation \sim defined on cells of the bottom row of $\mathbb{P}w$ and generated by the following properties: (a) a cell is always \sim -related to its peak neighbour; and (b) a cell is \sim -related to its valley neighbour unless they belong to a patch associated to a projective string module.

We call the \sim -equivalence classes the *segments of $\mathbb{P}w$* .

4.2.24. Proposition. Suppose the strip w does not represent the socle-quotient of a pin module.

(a) The restriction of $\mathbb{P}w$ to any segment of w gives the support of a valid strip w_r .

(b) Those strips w_r (indexed by r) represent the direct summands of $\Omega^1(\text{Str } w)$; that is, $\Omega^1(\text{Str } w) \cong \bigoplus_r \text{Str}(w_r)$.

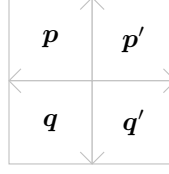


Figure 4.19. Notation for syllables in patch X .

Proof of (a). Fix a segment of $\mathbb{P}w$ and let v be the corresponding restriction. To prove that v , extended by blank values where necessary, is a strip we must show that any putative peak is indeed a peak, that any putative valley is indeed a valley, and that v satisfies the concavity property. Here, by *putative* peak or valley, we mean a neighbouring pair of syllables with orientations $\begin{array}{|c|c|} \hline \boxed{-1} & \boxed{+1} \\ \hline \end{array}$ or $\begin{array}{|c|c|} \hline \boxed{+1} & \boxed{-1} \\ \hline \end{array}$.

We first consider a putative peak $\begin{array}{|c|c|} \hline \boxed{q} & \boxed{q'} \\ \hline \end{array}$. We certainly know that in the top row above it is a valley $\begin{array}{|c|c|} \hline \boxed{p} & \boxed{p'} \\ \hline \end{array}$ so there are three possibilities in the terminology of Figure 4.17: it is either an interior valley, a boundary valley or a blank valley. If it is an interior valley, then by Lemma 4.1.16(d) we have $q = p\nabla$ and $q' = p'\nabla$ and by calculation $s(q) = t(p)$ and $s(q') = t(p')$, which together mean

$$s(q)^\dagger = t(p)^\dagger = t(p') = s(q'),$$

and so the putative peak truly is a peak, and an interior peak at that. If the putative peak is a boundary or blank valley then at least one of p or p' is a blank syllable, which must lie in a blank patch by concavity of w ; this forces at least one of q or q' to be blank and so, again, the syllables do form a peak.

Next we consider a potential valley $\begin{array}{|c|c|} \hline \boxed{q} & \boxed{q'} \\ \hline \end{array}$. Clearly this potential valley is the bottom row of a single patch; that patch must represent some projective module. If the patch is blank (and the projective module zero), its bottom row is blank and therefore a valley. If the patch represents a projective string module, then only one cell lies in the segment v . The entry (say q) of that cell is $p\nabla$ for some syllable p satisfying $b_{s(p)} = 1$, implying q is either blank or a boundary syllable and so the potential valley is either a blank or boundary valley. If the patch represents a pin module, then we deduce that validity of the valley from parts (b) and (c) of Lemma 4.1.19.

It only remains to prove concavity of v . Any positions outside the segment of v have blank values so it suffices to consider those columns supported by the segment. Suppose for contradiction that there are columns indexed by integers $k < \ell < k'$ such that $v(k), v(k')$ are nonblank but $v(\ell)$ is blank.

We claim that, since $v(k)$ is nonblank, at least one of $w(k-1), w(k), w(k+1)$ is nonblank. If w is blank in all three columns $k-1, k, k+1$ then the unique patch encompassing column k is blank in the top row and so blank entirely, hence $v(k)$ is blank; our claim follows by contrapositive. In the same fashion we deduce that at least one of $w(k'-1), w(k'), w(k'+1)$ is nonblank.

We know that $k+1 \leq \ell \leq k'-1$ and so, by concavity of w , $w(\ell)$ is nonblank. But recall $v(\ell)$ is blank also. The only possibility is that $w(\ell)$ is some boundary syllable. This forces w to be blank either on all columns to the left or to the right of ℓ , by the concavity and valley properties of strips, which means that either the patch through column k or that through column k' is blank, hence at least one of $v(k)$ or $v(k')$ must be blank. This is our desired contradiction.

Proof of (b). We know that the top row of $\mathbb{P}w$ is the strip w and, thanks to part (a), that the bottom row also specifies a family of strips w_r (indexed by r). Using Proposition 4.2.17 we can turn these strips into string modules $\text{Str } w$ and $\text{Str } w_r$ with prescribed bases. The following argument will establish that there is a basis of the projective module $\mathbb{P}(\text{Str}(w))$ defined using the combinatorial data of the patch cover $\mathbb{P}w$ and admitting a partition into a top and bottom part, mirroring the top and bottom rows of $\mathbb{P}w$. The basis vectors of the bottom part correspond to the prescribed basis of $\bigoplus_r \text{Str } w_r$ and span a submodule of $\mathbb{P}(\text{Str } w)$, modulo which the basis vectors of the top part give rise to the prescribed basis of $\text{Str}(w)$. The canonical inclusion and projection maps of this basis of $\mathbb{P}(\text{Str } w)$ therefore yield a short exact sequence

$$0 \longrightarrow \bigoplus_r \text{Str } w_r \longrightarrow \mathbb{P}(\text{Str } w) \longrightarrow \text{Str } w \longrightarrow 0,$$

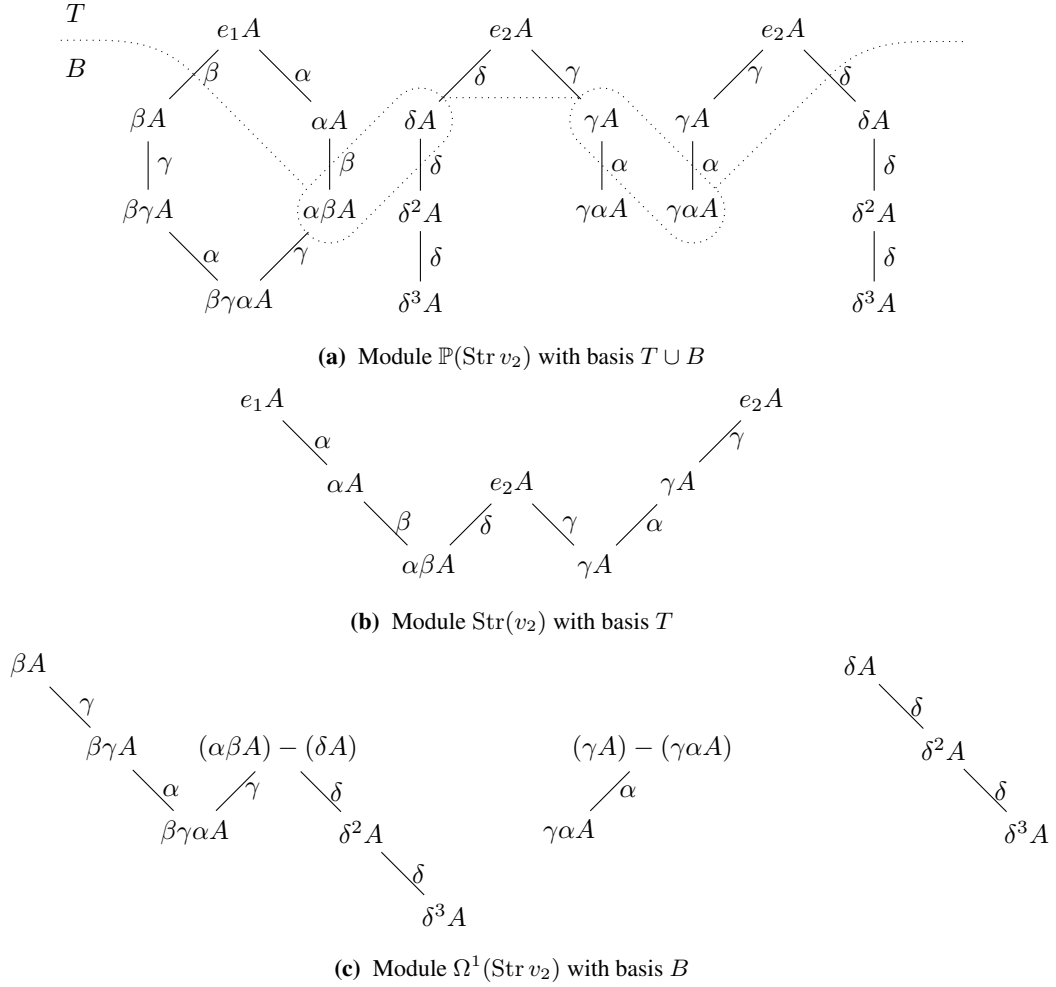


Figure 4.20. Example of syzygy-friendly basis.

whence $\Omega^1(\text{Str } w) \cong \bigoplus_r \text{Str}(w_r)$ as claimed. We advise the reader that the abstract argument pursued in our proof is perhaps more clearly understood through the concrete example that follows it.

For an initial basis of $\mathbb{P}(\text{Str } w)$, let us take the disjoint union of the standard bases of its direct summands. We will alter this basis patch by patch.

Let X be a patch in $\mathbb{P}w$; if X is an amended patch, then without loss of generality replace X by the original patch from which it was amended. Write P_X for the indecomposable projective associated to X . Denote the syllables of X by $\mathbf{p}, \mathbf{p}', \mathbf{q}, \mathbf{q}'$ as in Figure 4.19. Write p for the *compression* ($i \xrightarrow{\ell+\varepsilon} \circ$) of the syllable $\mathbf{p} = (i \xrightarrow{\ell} \circ \xrightarrow{\varepsilon} \circ)$ and, similarly, p' for the compression of \mathbf{p}' . By definition these compressions are both nonstationary paths in \mathcal{O} .

The paths comparable with p, p' in the prefix order represent basis vectors of P_X . We will divide the basis into two parts: an upper part and a lower part. In the upper part, we place all basis vectors represented by strict prefixes of p and p' . In the lower part, we place all basic vectors represented by paths having p or p' as strict prefix. This leaves undetermined the fate of vectors represented by p or p' .

If \mathbf{p} is boundary, then we place the vector represented by p in the lower part; likewise with p' if \mathbf{p}' is boundary. If \mathbf{p} is interior, then it necessarily appears in a valley $\boxed{\mathbf{u} \downarrow \mathbf{p}}$ next to another interior syllable \mathbf{u} , whose compression we denote u . We know u represents some basis vector of a neighbouring indecomposable direct summand of $\mathbb{P}(\text{Str } w)$. We replace $\{u, p\}$ in the basis of $\mathbb{P}(\text{Str } w)$ by $\{u, u - p\}$, and then place u in the upper part and $u - p$ in the lower part. Symmetrically, if \mathbf{p}' is interior then it occurs in a valley $\boxed{\mathbf{p}' \downarrow \mathbf{u}'}$ neighbouring an interior syllable \mathbf{u}' , and we replace $\{p', u'\}$ in the basis of $\mathbb{P}(\text{Str } w)$

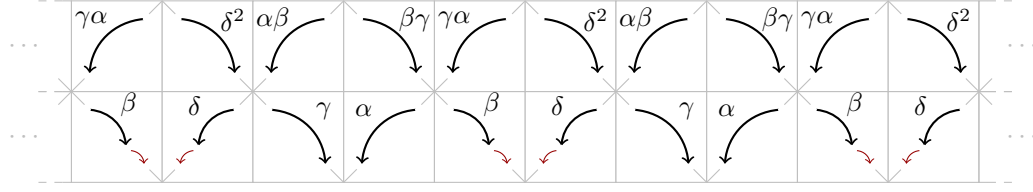


Figure 4.21. Syzygy of an infinite-dimensional string module.

by $\{p', p' - u'\}$, where u' denotes the compression of u' .

Performing these changes for all patches X yields a well-defined, bipartitioned basis for $\mathbb{P}(\text{Str } w)$.

The basis vectors of the lower part span a submodule of $\mathbb{P}(\text{Str } w)$. Observe that the basis vectors represented by the compression of a boundary syllable, or by differences $u - p$ or $p' - u'$ of compressions of interior syllables, span the head, and each $\alpha \in Q_1$ annihilates at least one component of any such difference. Any vector not so annihilated is mapped to (some linear multiple of) another vector in the lower part. Remaining basis vectors in the lower part, represented by strict superpaths of the paths p, p' , are annihilated by all A -arrows save at most one. We deduce that the lower part is just the standard basis for $\bigoplus_r \text{Str } w_r$, up to rescaling.

Modulo the lower basis vectors, compressions p, u or u, p' of neighbouring interior syllables are identified. We therefore retrieve the standard basis for $\text{Str } w$. The result follows. \square

4.2.25. Running example. We take up the calculation from Figures 4.13b, 4.15 and 4.18 that

$$\Omega^1(\text{Str } v_2) = \text{Str} (2 \xleftarrow{\gamma} 1 \xleftarrow{\alpha} 1 \xleftarrow{\gamma} 2 \xleftarrow{\delta} 2 \xleftarrow{\delta} 2) \oplus \text{Str} (1 \xleftarrow{\alpha} 1) \oplus \text{Str} (2 \xleftarrow{\delta} 2 \xleftarrow{\delta} 2).$$

The patch cover $\mathbb{P}v_2$ designates a basis $T \cup B$ of $\mathbb{P}(\text{Str } v_2)$, as described above and illustrated in Figure 4.20a. The basis B spans the submodule $\Omega^1(\text{Str } v_2)$, while the residue of T modulo B is a basis of $\text{Str}(v_2)$. These are seen in Figures 4.20b and 4.20c.

4.2.26. Remark. Thanks to the careful phrasing of the preceding proposition and proof, the results hold for infinite-dimensional string modules too.

4.2.27. Running example. Consider the infinite-dimensional string module

$$\text{Str} (\cdots \rightarrow 1 \xleftarrow{\alpha} 1 \xleftarrow{\gamma} 2 \xleftarrow{\delta} 2 \xleftarrow{\delta} 2 \xleftarrow{\beta} 1 \xleftarrow{\alpha} 1 \xrightarrow{\beta} 2 \xrightarrow{\gamma} 1 \xleftarrow{\alpha} 1 \xleftarrow{\gamma} 2 \xleftarrow{\delta} 2 \xleftarrow{\delta} 2 \xleftarrow{\beta} 1 \xleftarrow{\alpha} 1 \xrightarrow{\beta} 2 \xrightarrow{\gamma} 1 \leftarrow \cdots),$$

whose string graph is an infinite repetition of $(\gamma\alpha)^{-1}(\delta^2)(\alpha\beta)^{-1}(\beta\gamma)$. Its syzygy is a direct sum of countably many copies of $\text{Str} (2 \xleftarrow{\delta} 2 \xleftarrow{\gamma} 1 \xleftarrow{\alpha} 1 \xrightarrow{\beta} 2)$. This can be calculated using our formalism, as in the Figure 4.21.

Syzygy of a strip that does represent the socle-quotient of a pin module

4.2.28. Proposition. *If the strip w does represent the socle-quotient $P/\text{soc } P$ of a pin module P , then the bottom row of $\mathbb{P}w$ has a single segment that is blank except for two virtual patches.*

Moreover, the bottom row of $\mathbb{P}w$ is the top row of a new line of (virtual and blank) patches whose bottom row is a strip representing the simple module $\text{soc } P = \Omega^1(P/\text{soc } P)$.

Proof. This holds by construction. It is perhaps most easily articulated through Figure 4.22. \square

Syzygy fabric

4.2.29. Syzygy fabric. Fix some strip w representing a string module. We can use the above algorithm to iteratively construct an array holding all the syzygy information about a given string module. We call this

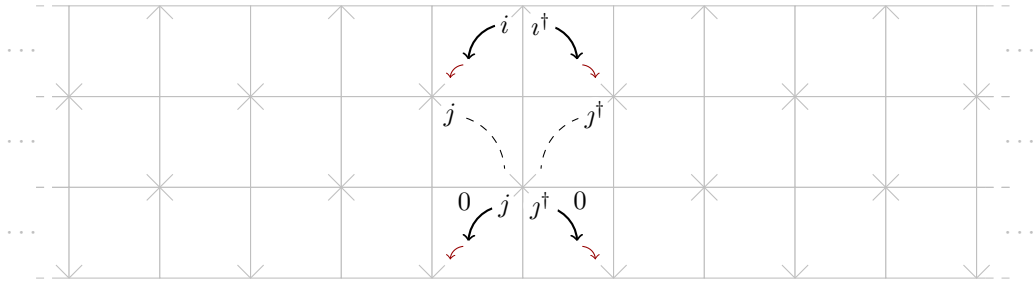


Figure 4.22. *Syzygies of socle-quotients of pin modules.* The top row is w , a strip representing a socle-quotient of a pin module. Its nonblank entries are pin-boundary syllables $i \xrightarrow{a_i-1} \circ \xrightarrow{1} \circ$ and $i^\dagger \xrightarrow{a_i^\dagger-1} \circ \xrightarrow{1} \circ$.

The nonblank entries of the middle row are virtual syllables $j \xrightarrow{0} \circ \xrightarrow{0} \circ$ and $j^\dagger \xrightarrow{0} \circ \xrightarrow{0} \circ$, for $j = i - a_i$.

The nonblank entries of the bottom row are stationary syllables $j \xrightarrow{0} \circ \xrightarrow{1} \circ$ and $j^\dagger \xrightarrow{0} \circ \xrightarrow{1} \circ$. The bottom row is a strip representing the simple module at a particular vertex, namely that represented by j and j^\dagger .

Each (appropriate) 2×2 -region in the figure is a patch.

array the *syzygy fabric*.

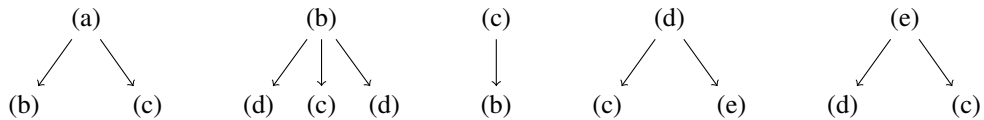
The columns of the array are indexed by \mathbb{Z} . The rows are indexed by the vertices of a rooted tree \mathcal{T} . We construct the tree iteratively, specifying the contents of each row as we go.

The induction begins with the root vertex of the tree. We identify this row with the given strip w .

Iteratively, suppose that the t th row is populated with the strip v (for some $t \in \mathcal{T}_0$). We stipulate that the child vertices of t correspond to the segments of $\mathbb{P}v$, and that the entries of that child row equal the restriction of $\mathbb{P}v$ to the corresponding segment.

4.2.30. Running example. Let us consider the syzygy fabric of $\text{Str}(1 \xrightarrow{\alpha} 1 \xrightarrow{\beta} 2 \xleftarrow{\delta} 2 \xleftarrow{\delta} 2 \xleftarrow{\delta} 2)$; this string module is also the indecomposable injective module E_2 .

First, let us describe the tree \mathcal{T} indexing the rows of this array. This tree \mathcal{T} is constructed as the limit of an increasing sequence $\mathcal{T}_{(0)} \subseteq \mathcal{T}_{(1)} \subseteq \mathcal{T}_{(2)} \subseteq \dots$ of trees. The initial tree $\mathcal{T}_{(0)}$ comprises a single vertex, labelled (a), and no arrows. Then, to any leaf vertex of the k th tree $\mathcal{T}_{(k)}$, we read the label of the leaf and add child vertices according to the following scheme; this process yields $\mathcal{T}_{(k+1)}$.



So, for example, any leaf of $\mathcal{T}_{(k)}$ that is labelled (a) earns child vertices in $\mathcal{T}_{(k+1)}$ respectively labelled (b) and (c), while a leaf labelled (b) earns child vertices labelled (d), (c) and (d), and so on.

How these rows are populated is illustrated in Figure 4.23. By piecing together the fabric one row to next, we complete the array in the limit.

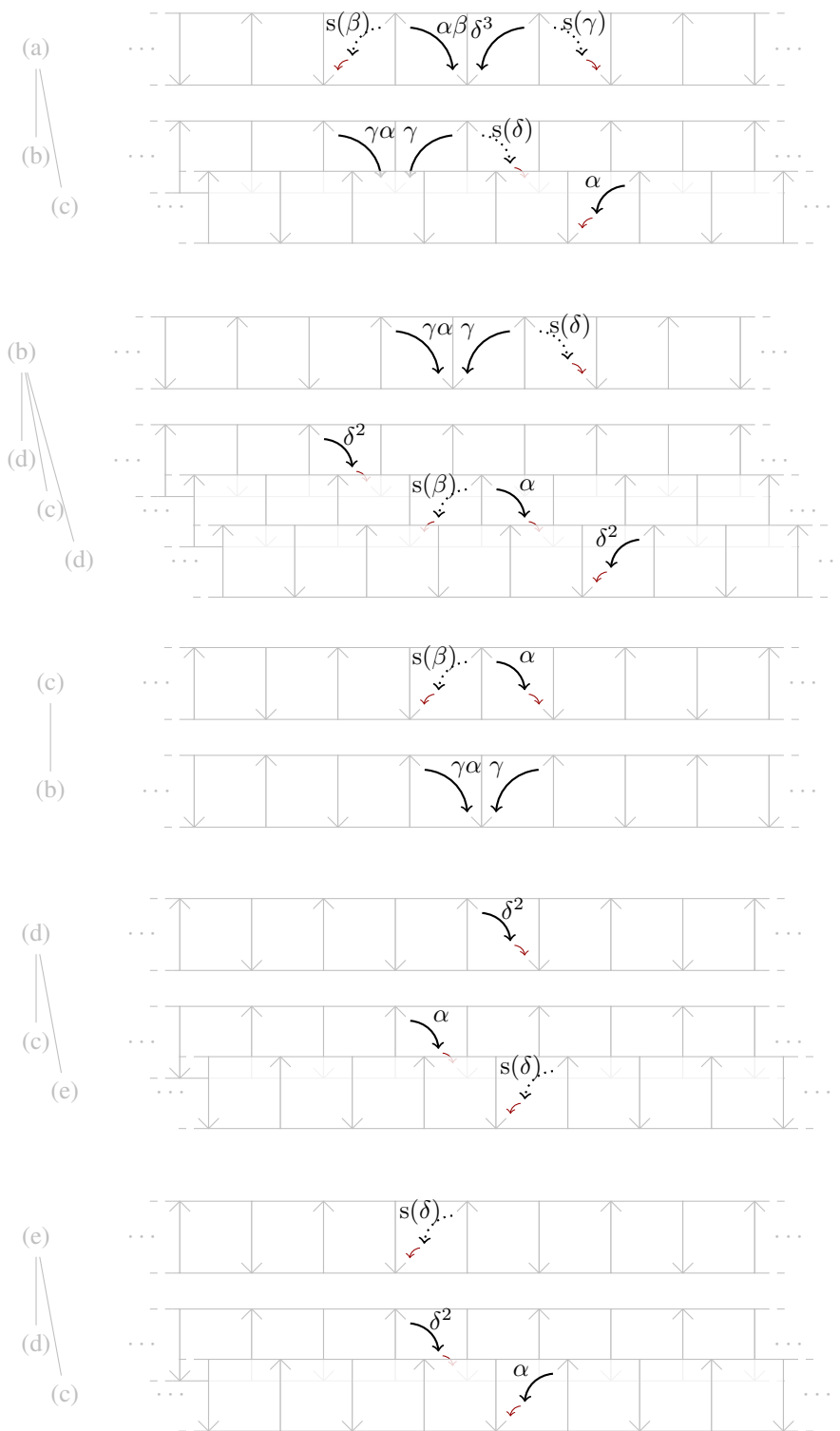


Figure 4.23. Parts of the the syzygy fabric of $\text{Str}(1 \xrightarrow{\alpha} 1 \xrightarrow{\beta} 2 \xleftarrow{\delta} 2 \xleftarrow{\delta} 2 \xleftarrow{\delta} 2) = E_2$.

Chapter 5

Syzygy patterns and applications to homological questions

5.1 Interlude on associated topics

We hit pause on our string-and-syzygy focus to explore other pertinent areas of theory.

In this section, we prove several results that we will later need. Many of these appear stated in the literature without proof: a shortcoming we are happy to rectify.

5.1.1 Properties of colocalising subcategories

To begin with, we demonstrate that colocalising subcategories often behave similarly to localising ones.

5.1.1. Products of complexes. Suppose that the members m of some set index a collection of complexes $X_m^\bullet := (\dots \rightarrow X_m^{-1} \xrightarrow{d_m^{-1}} X_m^0 \xrightarrow{d_m^0} X_m^1 \xrightarrow{d_m^1} X_m^2 \rightarrow \dots)$. The obvious termwise product of these complexes, having for k th term the product $\prod_m X_m^k$ of k th terms and for k th boundary map the product $\prod_m d_m^k$ of k th boundary maps, is indeed the categorical product of the X_m^\bullet in $\mathbf{Ch}(A)$.

5.1.2. Inverse limits as cokernels. A small diagram in $\mathbf{Ch}(A)$, comprising a set of morphisms connecting a set $\{X_m^\bullet : m\}$ of objects, yields a morphism $F^\bullet : \prod_m X_m^\bullet \rightarrow \prod_m X_m^\bullet$ (a morphism which, to be clear, also lives in $\mathbf{Ch}(A)$). One such small diagram is an inverse system of $\mathbf{Ch}(A)$ -morphisms:

$$\Delta := (\dots \longrightarrow X_3^\bullet \xrightarrow{f_3^\bullet} X_2^\bullet \xrightarrow{f_2^\bullet} X_1^\bullet \xrightarrow{f_1^\bullet} X_0^\bullet).$$

(We mention that this inverse system in $\mathbf{Ch}(A)$ gives rise to an inverse system in $\mathbf{Mod}\text{-}A$ for each $k \in \mathbb{Z}$, namely the system comprising the k th terms of each object and morphism.)

The inverse system Δ can be encoded using the morphism $F^\bullet : \prod_{m \geq 0} X_m^\bullet \rightarrow \prod_{m \geq 0} X_m^\bullet$, whose nonzero components are the identity morphisms and the transition maps $-f_{m+1}^\bullet : X_{m+1}^\bullet \rightarrow X_m^\bullet$. We may draw F^\bullet as follows, in a manner evoking the separated quiver construction for quivers.

$$\begin{array}{ccccccc} \prod_m X_m^\bullet & & (\dots & \longrightarrow & X_3^\bullet & \xrightarrow{-f_3^\bullet} & X_2^\bullet & \xrightarrow{-f_2^\bullet} & X_1^\bullet & \xrightarrow{-f_1^\bullet} & X_0^\bullet) \\ & & & & \parallel & & \parallel & & \parallel & & \parallel \\ \downarrow F^\bullet & & & & & & & & & & \\ \prod_m X_m^\bullet & & (\dots & & X_3^\bullet & & X_2^\bullet & & X_1^\bullet & & X_0^\bullet) \end{array} \quad (5.1)$$

The kernel and cokernel of F^\bullet are noteworthy.

One can calculate that $\ker F^\bullet = \varprojlim \Delta$. Unfortunately, there is no guarantee in general that $\operatorname{coker} F^\bullet =$

0. Hence the exact sequence

$$0 \longrightarrow \ker F^\bullet \longrightarrow \prod_m X_m^\bullet \xrightarrow{F^\bullet} \prod_m X_m^\bullet \longrightarrow \operatorname{coker} F^\bullet \longrightarrow 0$$

$$\parallel$$

$$\varprojlim \Delta$$
(5.2)

is typically not a short one (confer [Wei94, §3.5]).

This should be contrasted with a dual situation, whereby a direct limit of a direct system may be encoded as the cokernel of a morphism $G^\bullet: \bigoplus_m X_m^\bullet \rightarrow \bigoplus_m X_m^\bullet$ on the coproduct. In other words, for any direct system Θ there exists G^\bullet for which $\operatorname{coker} G^\bullet = \varinjlim \Theta$, constructed analogously to F^\bullet above. One calculates in such a case that $\ker G^\bullet = 0$ always.

5.1.3. The Mittag-Leffler condition. Thankfully there are meaningful circumstances in which an F^\bullet as above has $\operatorname{coker} F^\bullet = 0$. At least one such circumstance is captured by the following criterion [Wei94, §3.5]

Let Δ be an inverse system of $\mathbf{Ch}(A)$ -morphisms $f_{m+1}^\bullet: X_{m+1}^\bullet \rightarrow X_m^\bullet$ ($m \geq 0$) that we encode as a morphism F^\bullet , as in passage 5.1.2.

We know that, for each degree $k \in \mathbb{Z}$, Δ induces an inverse system Δ^k of module homomorphisms $f_{m+1}^k: X_{m+1}^k \rightarrow X_m^k$. The inverse system Δ^k satisfies the *Mittag-Leffler condition* if the descending sequence

$$\cdots \subseteq \operatorname{im}(f_{m+3}^k f_{m+2}^k f_{m+1}^k) \subseteq \operatorname{im}(f_{m+2}^k f_{m+1}^k) \subseteq \operatorname{im}(f_{m+1}^k) \subseteq X_m^k$$

of images stabilises for each $m \geq 0$. This occurs when X_m^k is finite dimensional for each m , for instance, or when each f_{m+1}^k is surjective.

5.1.4. Lemma. [Wei94, Prop 3.5.7] *Let Δ^k be as above. If Δ^k satisfies the Mittag-Leffler condition, then the k th term of $\operatorname{coker} F^\bullet$ is zero.*

5.1.5. Corollary. *Let $F^\bullet, \Delta, \Delta^k$ be as above. If Δ^k satisfies the Mittag-Leffler condition for each $k \in \mathbb{Z}$, then $\operatorname{coker} F^\bullet = 0$.*

5.1.6. We are now able to give a list of properties for colocalising subcategories, roughly analogous to Proposition 2.2.47.

5.1.7. Proposition. *Let \mathbf{C} be a colocalising subcategory of $\mathbf{D}(A)$.*

- (a) (i) *If $(0 \rightarrow X^\bullet \rightarrow Y^\bullet \rightarrow Z^\bullet \rightarrow 0)$ is a short exact sequence of complexes and two of the three objects $X^\bullet, Y^\bullet, Z^\bullet$ are in \mathbf{C} , then so is the third.*
- (ii) *If a complex X^\bullet is in \mathbf{C} , then so is $X^\bullet[r]$ for every $r \in \mathbb{Z}$.*
- (iii) *If X^\bullet and Y^\bullet are quasiisomorphic complexes and X^\bullet is in \mathbf{C} , then so is Y^\bullet .*
- (iv) *If $\{X_i^\bullet: i \in \mathcal{I}\}$ is a set of objects of \mathbf{C} , then $\prod_{i \in \mathcal{I}} X_i^\bullet$ is in \mathbf{C} .*

(b) *If $X^\bullet \prod Y^\bullet$ is in \mathbf{C} , then so are X^\bullet and Y^\bullet .*

(c) *If X^\bullet is a bounded complex, where the module X^k is in \mathbf{C} for every $k \in \mathbb{Z}$, then X^\bullet is in \mathbf{C} .*

(d) *If $(\cdots \rightarrow X_3^\bullet \xrightarrow{f_3^\bullet} X_2^\bullet \xrightarrow{f_2^\bullet} X_1^\bullet \xrightarrow{f_1^\bullet} X_0^\bullet)$ is an inverse system of $\mathbf{Ch}(A)$ -morphisms between complexes X_m^\bullet , if each resulting inverse system $(\cdots \rightarrow X_3^k \xrightarrow{f_3^k} X_2^k \xrightarrow{f_2^k} X_1^k \xrightarrow{f_1^k} X_0^k)$ of k th terms satisfies the Mittag-Leffler condition and if furthermore each complex X_m^\bullet belongs to \mathbf{C} , then $\varprojlim X_m^\bullet$ is in \mathbf{C} .*

(e) *If X^\bullet is a bounded-below complex of modules X^k ($k \in \mathbb{Z}$), each of which is in \mathbf{C} , then X^\bullet is in \mathbf{C} .*

Proof. Much of the proof proceeds in the same fashion as that of [Ric19, Prop 2.1]. Part (a) is a concrete description of a colocalising subcategory. Part (b) follows from the same take on the Eilenberg swindle used by Rickard, with the additional comment that $X^\bullet \prod Y^\bullet = X^\bullet \oplus Y^\bullet$ since $X^\bullet \prod Y^\bullet$ has finitely many factors. Part (c) results from the same induction on the length of the support of X^\bullet . To prove parts (d) and (e), however, requires careful use of the Mittag-Leffler condition.

$$\begin{array}{cccccccc}
X^\bullet & & \cdots & \longrightarrow & 0 & \longrightarrow & X^0 & \longrightarrow & X^1 & \longrightarrow & X^2 & \longrightarrow & X^3 & \longrightarrow & \cdots \\
\vdots & & & & & & & & & & & & & & & \\
\downarrow & & & & & & & & & & & & & & & \\
\sigma^{\leq 2}(X^\bullet) & & \cdots & \longrightarrow & 0 & \longrightarrow & X^0 & \longrightarrow & X^1 & \longrightarrow & X^2 & \longrightarrow & 0 & \longrightarrow & \cdots \\
\downarrow & & & & & & & & & & & & & & & \\
\sigma^{\leq 1}(X^\bullet) & & \cdots & \longrightarrow & 0 & \longrightarrow & X^0 & \longrightarrow & X^1 & \longrightarrow & 0 & \longrightarrow & 0 & \longrightarrow & \cdots \\
\downarrow & & & & & & & & & & & & & & & \\
\sigma^{\leq 0}(X^\bullet) & & \cdots & \longrightarrow & 0 & \longrightarrow & X^0 & \longrightarrow & 0 & \longrightarrow & 0 & \longrightarrow & 0 & \longrightarrow & \cdots
\end{array}$$

Figure 5.1. A bounded-below complex X^\bullet is an inverse limit of its brutal truncations $\sigma^{\leq m}(X^\bullet)$. The components of each morphism $\sigma^{\leq(m+1)}(X^\bullet) \rightarrow \sigma^{\leq m}(X^\bullet)$ are all surjections, being either maps onto 0 or identity maps $X^k \rightarrow X^k$. Thus the inverse system of k th terms satisfies the Mittag-Leffler condition, for any $k \in \mathbb{Z}$.

We address part (d) first. As we did before in Passages 5.1.2 and 5.1.3, encode the inverse system as a $\mathbf{Ch}(A)$ -morphism $F^\bullet: \prod_{m \geq 0} X_m^\bullet \rightarrow \prod_{m \geq 0} X_m^\bullet$. The Mittag-Leffler assumption ensures that we may apply Corollary 5.1.5 and conclude that $\text{coker } F^\bullet = 0$. This yields a short exact sequence

$$0 \longrightarrow \varprojlim X_m^\bullet = \ker F^\bullet \longrightarrow \prod_m X_m^\bullet \xrightarrow{F^\bullet} \prod_m X_m^\bullet \longrightarrow 0.$$

whose middle term and righthand term belong to \mathbf{C} by assumption and part (a)(iv), so the result follows by part (a)(i).

Now for part (e), assume X^\bullet is supported in nonnegative degrees. (By part (a)(ii) this is no loss of generality.) For $m \geq 0$ let $\sigma^m(X^\bullet) := (\cdots \rightarrow 0 \rightarrow X^0 \rightarrow \cdots \rightarrow X^m \rightarrow 0 \rightarrow \cdots)$ be the brutal truncation of X^\bullet below m . Each truncation is a bounded complex of members of \mathbf{C} by assumption, so in \mathbf{C} by part (c).

One finds that X^\bullet is the inverse limit of its brutal truncations: this inverse system is shown vertically on the lefthand side of Figure 5.1, and its contents are laid bare on the righthand side. As the caption to the figure makes clear, the inverse system of k th terms satisfies the Mittag-Leffler condition for each $k \in \mathbb{Z}$, therefore its inverse limit X^\bullet belongs to \mathbf{C} by part (d). This establishes part (e), concluding the proof. \square

5.1.2 Band modules

Next, we take a detour to explore band modules and their syzygies. This is important for our investigation of syzygy-finiteness of an SB algebra later.

5.1.8. Finite powers of string graphs. Call a connected string graph w with at least one arrow *powerable* if it has two sink vertices i, j , both with indegree 1 and such that $w(i) = w(j)$ but $w(t^{-1}(i)) \neq w(t^{-1}(j))$.

The m th power w^m ($m \geq 1$) of any powerable string graph w with sink vertices $i \neq j$ both having indegree 1, is the string graph obtained from m disjoint copies of w by identifying the r th copy of j with the $(r+1)$ th copy of i . Observe that w^m is powerable too.

A string graph v is *primitive* if it is not w^m for any string graph w and integer $m \geq 2$. Every powerable finite string graph is a power of some primitive powerable string graph.

5.1.9. Biinfinite powers of string graphs. If w is a powerable string graph with sink vertices $i \neq j$, both of degree 1, then we write \widehat{w} for the *biinfinite power* $\cdots www \cdots$ of w , formed from the \mathbb{Z} -indexed disjoint union of copies of w by identifying the r th copy of j with the $(r+1)$ th copy of i .

$$\begin{bmatrix} 0 & 0 & 0 & \cdots & 0 & 0 & \lambda_1 \\ 1 & 0 & 0 & \cdots & 0 & 0 & \lambda_2 \\ 0 & 1 & 0 & \cdots & 0 & 0 & \lambda_3 \\ \vdots & \vdots & \vdots & \ddots & \vdots & \vdots & \vdots \\ 0 & 0 & 0 & \cdots & 0 & 0 & \lambda_{m-2} \\ 0 & 0 & 0 & \cdots & 1 & 0 & \lambda_{m-1} \\ 0 & 0 & 0 & \cdots & 0 & 1 & \lambda_m \end{bmatrix}$$

Figure 5.2. Companion matrix

5.1.10. Running example. Two examples of powerable string graphs for A are

$$(1 \xleftarrow{\alpha} 1 \xrightarrow{\beta} 2 \xrightarrow{\gamma} 1 \xleftarrow{\alpha} 1 \xrightarrow{\beta} 2 \xrightarrow{\gamma} 1) \quad \text{and} \quad (1 \xleftarrow{\alpha} 1 \xleftarrow{\gamma} 2 \xrightarrow{\delta} 2 \xrightarrow{\delta} 2 \xleftarrow{\beta} 1 \xleftarrow{\alpha} 1 \xrightarrow{\beta} 2 \xrightarrow{\gamma} 1).$$

The former is w^2 for $w := (1 \xleftarrow{\alpha} 1 \xrightarrow{\beta} 2 \xrightarrow{\gamma} 1)$. The latter is primitive.

5.1.11. Band graph. A *band graph (for A)* is a quiver homomorphism $w: G \rightarrow Q$ such that:

- (a) the underlying (undirected) graph of G is a connected cycle;
- (b) (i) for any subgraph $(\circ \xleftarrow{x} i \xrightarrow{y} \circ)$ of G featuring a source vertex i and its two outgoing arrows, we have $w(x) \neq w(y)$;
- (ii) for any subgraph $(\circ \xrightarrow{x} i \xleftarrow{y} \circ)$ of G featuring a sink vertex i and its two incoming arrows, we have $w(x) \neq w(y)$;
- (c) for any path $(\circ \xrightarrow{x_1} \circ \xrightarrow{x_2} \cdots \xrightarrow{x_\ell} \circ)$ in G , the A -path $p := w(x_1 x_2 \cdots x_\ell)$ is linearly independent of any other A -path.

As with string graphs, we depict a band graph as a labelled graph, each vertex v or arrow x being labelled by $w(v)$ or $w(x)$.

5.1.12. Bands from string graphs. Let w be any powerable string with sink vertices $i \neq j$ both having indegree 1. Identifying i and j yields a band graph.

Every band graph v is obtained in this fashion from some powerable string graph w^m .

5.1.13. Band modules. We follow the notation of [HZ16, §1].

Let v be a primitive string graph with sink vertices $i \neq j$ both having indegree 1, let $m \geq 1$ and let $\psi: \mathbb{k}^m \rightarrow \mathbb{k}^m$ be an indecomposable vector-space automorphism with companion matrix as in Figure 5.2.

Let i_r ($1 \leq r \leq m$) for the m vertices of v^m corresponding to i and, abusing notation, also write j for the sink vertex of v^m corresponding to the m th copy of j . Each of these vertices is a basis vector of $\text{Str}(v^r)$, and all of these particular basis vectors are fixed by a unique vertex idempotent e_k of A . It follows that j and the i_r each span an isomorphic simple submodule of $\text{Str}(v^m)$.

The *band module* $\text{Bnd}(v^m, \psi)$ is the quotient $\text{Str}(v^m) / \langle j - \sum_{r=1}^m \lambda_r i_r \rangle$.

5.1.14. Huisgen-Zimmermann states the following results in [HZ16] but directs the interested reader to a forthcoming PhD thesis [Gal] for the proof. We cannot find any trace of this thesis in the literature so, in its absence, we supply our own proofs.

5.1.15. Proposition. *Let v be a primitive string graph and let \widehat{v} be the corresponding biinfinite power. Moreover, let m be any positive integer and ψ an indecomposable automorphism of \mathbb{k}^m with companion matrix as in Figure 5.2. Then the following statements are equivalent.*

- (a) The syzygy $\Omega^1(\text{Bnd}(v^m, \psi))$ is a band module
- (b) The syzygy $\Omega^1(\text{Str } \widehat{v})$ is an indecomposable, infinite-dimensional string module.

(c) None of the indecomposable direct summands of $\mathbb{P}(\text{Str } v)$ is a string module; that is, they are all pin.

If these conditions fail to be satisfied, then $\Omega^1(\text{Bnd}(v^m, \psi))$ is a direct sum of string modules.

Proof. The equivalence of (b) and (c) follows from our implementation of the syzygy algorithm in Propositions 4.2.24 and 4.2.28. It suffices to recognise that direct summands of $\Omega^1(\text{Str } \hat{v})$ correspond to segments, and distinct segments arise from string direct summands of $\mathbb{P}(\text{Str } \hat{v})$.

Towards proving that (a) is equivalent to (c), we will reconstruct $\text{Bnd}(v^m, \psi)$ as a quotient of its projective cover $\mathbb{P}(\text{Bnd}(v^m, \psi)) = \mathbb{P}(\text{Str } v^m) = \mathbb{P}(\text{Str } v)^{\oplus m}$. Let $p_1, q_1, \dots, p_\ell, q_\ell$ be the A -paths such that (for subscripts r taken modulo ℓ) $p_r \neq q_r$ are the longest paths in the band graph v whose source is a given source vertex while $q_r \neq p_{r+1}$ are the longest paths whose target is a given sink vertex. Let i_r be the Q -vertex with $s(p_r) = s(q_r) = i_r$, so that $\mathbb{P}(\text{Bnd}(v^m, \psi)) = (P_{i_1} \oplus \dots \oplus P_{i_\ell})^{\oplus m}$. Finally, let $z_{r,s}$ denote the generator e_{i_r} of the s th copy of $P_{i_r} = e_{i_r}A$ in this direct sum (for $1 \leq r \leq \ell, 1 \leq s \leq m$).

In this notation, we have that $\text{Bnd}(v^m, \psi)$ is the quotient of $(P_{i_1} \oplus \dots \oplus P_{i_\ell})^{\oplus m}$ by the submodule X generated by the following elements:

$$\begin{aligned} z_{r,s}q_r + z_{r+1,s}p_{r+1} & \quad (1 \leq r < \ell, 1 \leq s \leq m), \\ z_{\ell,s}q_\ell + z_{1,s+1}p_1 & \quad (1 \leq s < m), \\ z_{\ell,m}q_\ell - \sum_{s=1}^m \lambda_s z_{1,s}p_1. & \end{aligned} \tag{5.3}$$

By construction, we have that $X = \Omega^1(\text{Bnd}(v^m, \psi))$.

It is easy to identify $\text{rad } X$. Towards this goal, let α_r be the unique arrow such that $p_r \alpha_r$ is nonzero in A if such an arrow exists, or 0 otherwise. Similarly, let β_r be the unique arrow such that $q_r \beta_r$ is nonzero in A , or 0 if no such arrow exists. We know that generators of $\text{rad } X = X \text{ rad } A$ are given by acting on the generators of X by arrows γ . We find that, if we act on any generator in (5.3) by any arrow γ , we obtain 0 except in the following cases.

$$\left. \begin{aligned} (z_{r,s}q_r + z_{r+1,s}p_{r+1})\beta_r & = z_{r,s}q_r\beta_r \\ (z_{r,s}q_r + z_{r+1,s}p_{r+1})\alpha_{r+1} & = z_{r+1,s}p_{r+1}\alpha_{r+1} \end{aligned} \right\} (1 \leq r < \ell, 1 \leq s \leq m) \tag{5.4}$$

$$\left. \begin{aligned} (z_{\ell,s}q_\ell + z_{1,s+1}p_1)\beta_\ell & = z_{\ell,s}q_\ell\beta_\ell \\ (z_{\ell,s}q_\ell + z_{1,s+1}p_1)\alpha_1 & = z_{1,s+1}p_1\alpha_1 \end{aligned} \right\} (1 \leq s < m) \tag{5.5}$$

$$\begin{aligned} (z_{\ell,m}q_\ell - \sum_{s=1}^m \lambda_s z_{1,s}p_1)\beta_\ell & = z_{\ell,m}q_\ell\beta_\ell \\ (z_{\ell,m}q_\ell - \sum_{s=1}^m \lambda_s z_{1,s}p_1)\alpha_1 & = - \sum_{s=1}^m \lambda_s z_{1,s}p_1\alpha_1 \end{aligned} \tag{5.6}$$

(It is possible that some of these quantities are 0 also.) Consider the final element, $-\sum_{s=1}^m \lambda_s z_{1,s}p_1\alpha_1$. This is a \mathbb{k} -linear sum of elements $z_{1,s}p_1\alpha_1$. Aside from the first such element $z_{1,1}p_1\alpha_1$, these all appear in (5.5). Therefore the submodule of $(P_{i_1} \oplus \dots \oplus P_{i_\ell})^{\oplus m}$ generated by the elements in (5.4), (5.5) and (5.6) equals

$$\langle z_{r,s}p_r\alpha_r, z_{r,s}q_r\beta_r : 1 \leq r \leq \ell, 1 \leq s \leq m \rangle = \bigoplus_{s=1}^m \langle z_{r,s}p_r\alpha_r, z_{r,s}q_r\beta_r : 1 \leq r \leq \ell \rangle.$$

The s th direct summand of the righthand expression is just the sum of the principal right ideals $p_r\alpha_r A$ and $q_r\beta_r A$ inside the s th copy of P_{i_r} . In a given copy, we have $p_r\alpha_r A \cap q_r\beta_r A = 0$ iff P_{i_r} is not pin.

Consider the following two statements.

- (a) For each generator g of X given in (5.3), there are distinct arrows α, β with $g\alpha \neq 0 \neq g\beta$.
- (b) For each simple direct summand S of $\text{soc } X$, there are generators g, h of X given in (5.3) and distinct arrows α, β such that $S \leq \langle g\alpha, h\beta \rangle$.

Our characterisation of $\text{rad } X$ and Lemma (c) imply that these statements are both simultaneously true iff all direct summands P_{i_r} are pin. When they are both true, it is clear that X is a band module. When either is false, we deduce that X is string. This gives the desired result. \square

5.1.16. Recall from Passage 2.2.13 that $\text{soc } X$ denotes the largest semisimple submodule of X , which is

called the socle of X , and that $\text{hd } X$ denotes the largest semisimple quotient of X , which is called the head of X and is isomorphic to $X/\text{rad } X$.

5.1.17. Corollary. *Suppose all indecomposable direct summands of $\mathbb{P}(\text{Bnd}(v^m, \psi))$ are pin. Then $\text{soc}(\text{Bnd}(v^m, \psi)) \cong \text{hd}(\Omega^1(\text{Bnd}(v^m, \psi)))$.*

5.1.18. Corollary. *Suppose all indecomposable direct summands of $\mathbb{P}(\text{Bnd}(v^m, \psi))$ are pin. Then $\text{soc}(\mathbb{P}(\text{Bnd}(v^m, \psi))) \cong \text{hd}(\Omega^2(\text{Bnd}(v^m, \psi)))$.*

5.1.19. Corollary. *Suppose all indecomposable direct summands of $\mathbb{P}(\text{Bnd}(v^m, \psi))$ are pin and that p_r, q_r ($1 \leq r \leq \ell$) are the longest paths in the band graph v , as in the proof of Proposition 5.1.15. Suppose further that u_r, v_r are A -paths such that $p_r u_r$ and $q_r v_r$ are components of commutativity relations.*

Then $\Omega^1(\text{Bnd}(v^m, \psi)) = \text{Bnd}(w^m, \varphi)$, where the longest paths in the band graph w are v_r and u_{r+1} , and where φ is some linear automorphism $\mathbb{k}^m \rightarrow \mathbb{k}^m$.

Proof. All of these follow from our construction of $\Omega^1(\text{Bnd}(v^m, \psi))$ above. \square

5.1.3 Width of strips

We will be interested in results about syzygy-finiteness of certain string modules. This is equivalent to the existence of a bound on widths of indecomposable summands of string modules, as this subsection makes clear.

5.1.20. Width of a string graph. Our previous definition of width for strips coincides with the following definition for string graphs and string modules.

The *width* $\text{wid } w$ of a finite, indecomposable string $w: G \rightarrow Q$ is

$$\text{wid } w := |\{v \in G_0 : v \text{ is a sink or a source vertex}\}| - 1,$$

and, in general, we define width of a string as the sum of the widths of its indecomposable parts. The width of an infinite string is $+\infty$.

5.1.21. Remarks. (a) We highlight that $\text{wid}(w)$ depends only on the (connected) source quiver G rather than the image of any vertex or arrow.

(b) A string has width 0 iff its domain has no arrows.

(c) A connected string has width 1 iff its domain is an equioriented linear subgraph $\circ \rightarrow \circ \rightarrow \dots \rightarrow \circ$ (containing at least one arrow).

(d) Provided G contains at least one arrow, $\text{wid } w$ is the number of distinct equioriented linear subgraphs of G whose source and target are respectively source and sink vertices of G .

5.1.22. Running example. In our example algebra, P_2 is a string module $\text{Str}(1 \xleftarrow{\alpha} 1 \xleftarrow{\gamma} 2 \xrightarrow{\delta} 2 \xrightarrow{\delta} 2 \xrightarrow{\delta} 2)$ with width 2, while $\text{Str}(2 \xrightarrow{\gamma} 1 \xrightarrow{\alpha} 1 \xleftarrow{\gamma} 2 \xrightarrow{\delta} 2 \xrightarrow{\delta} 2)$ is a string module of width 3. There are string modules of arbitrary even width having form $\text{Str}(1 \xleftarrow{\alpha} 1 \xrightarrow{\beta} 2 \xrightarrow{\gamma} 1 \xleftarrow{\alpha} 1 \xrightarrow{\beta} 2 \xrightarrow{\gamma} 1 \leftarrow \dots \rightarrow 1 \xleftarrow{\alpha} 1 \xrightarrow{\beta} 2 \xrightarrow{\gamma} 1)$. Emulating this construction but omitting the leftmost vertex and incident arrow, we construct string modules of arbitrary odd width.

5.1.23. The following proposition and corollary establish that we can approximate the vector-space dimension of a string module using width.

5.1.24. Proposition. *Let $m \geq 0$ be the smallest integer such that $J^m = 0$; here $J \trianglelefteq A$ is the Jacobson radical of A . If $\text{Str}(w)$ is a nonzero string module for A , then*

$$\text{wid}(\text{Str } w) + 1 \leq \dim_{\mathbb{k}}(\text{Str } w) < m \text{wid}(\text{Str } w) + 1.$$

Proof. If w is empty, then the inequality becomes $0 \leq 0 < 1$, a triviality. Otherwise it suffices to assume that $w: G \rightarrow Q$ is indecomposable because width and vector-space dimension are additive with respective

to indecomposables. If G contains no arrows, the inequality becomes $1 \leq 1 < m + 1$: another triviality. Hence assume that G contains at least one arrow. Since G is connected and linear, $|G_0| = |G_1| + 1$.

For any equioriented linear subgraph $\circ \xrightarrow{x_1} \circ \xrightarrow{x_2} \dots \xrightarrow{x_\ell} \circ$ featuring at least one arrow, condition 2.2.24(c) assures that $w(x_1 \cdots x_\ell)$ has nonzero residue in A ; thus $1 \leq \ell < m$. We know that G is the combination of $\text{wid } w$ maximal such subgraphs, which implies $\text{wid } w \leq |G_1| < m \text{wid}(w)$. The result follows immediately since $\dim_{\mathbb{k}}(\text{Str } w) = |G_0| = |G_1| + 1$. \square

5.1.25. Corollary. *If $(w_k)_{k \geq 0}$ is a sequence of string graphs for A , then either of*

$$\left(\text{wid}(\text{Str } w_k) \right)_{k \geq 0} \quad \text{and} \quad \left(\dim_{\mathbb{k}}(\text{Str } w_k) \right)_{k \geq 0}$$

diverges to $+\infty$ iff the other does. Similarly, one sequence is bounded iff the other is.

5.2 Main results

We now return to our core focus. In this section, we explore the syzygy behaviour of string modules and the ramifications thereof in the derived category of an SB algebra. We also provide compelling evidence towards our conjectured result, that the injective (string) modules of an SB algebra have finite syzygy type (a term that we define in Passage 5.2.6).

5.2.0 Results in context

To help the reader contextualise our results, we discuss in this subsection certain properties that the syzygies of a module may satisfy and, in particular, the impact of canonical classes of modules satisfying them.

Many syzygy patterns, generally to do with some notion of repetition, have been studied extensively before, often in the context of the finitistic dimension conjectures as in [GHZ98]. Rickard picked up this line of research in his investigation of triangulated subcategories of $\mathbf{D}(A)$ [Ric19, §7], albeit using the dual notion of cosyzygies rather than syzygies. There, he pays particular attention to the patterns seen amongst cosyzygies of simple or projective modules.

We introduce several interrelated patterns below and explore circumstances in which certain modules exhibit them. None of the proofs appearing here are original – they all appear in Rickard’s article [Ric19] if not earlier – but the arguments serve as so strong a motivation for the work in this thesis that their omission would be a sin. Once we have an abstract grasp of the syzygy properties of interest, we then narrow our focus onto the simple and injective modules, motivating and explaining in broad terms the results that follow in this thesis.

Syzygy patterns

5.2.1. Syzygy repetition index. [GHZ98, Def 2.1] (but compare also [Ric19, Def 7.7]). Let X be a finite-dimensional A -module.

If there exists a $k \geq 0$ such that every indecomposable nonprojective direct summand of $\Omega^k X$ occurs as a direct summand of $\Omega^r X$ for infinitely many r , then the *syzygy repetition index* of M is the least such k ; if none exists, then this repetition index is ∞ .

5.2.2. An equivalent formulation. It will prove useful in the sequel to reformulate the above definition. To this end, fix some finite-dimensional A -module X as above.

For $k \geq 0$, let \mathcal{A}_k denote the set of isomorphism classes of indecomposable, nonprojective modules Y such that Y is isomorphic to a direct summand of $\Omega^r X$ for some $r \geq k$ and, similarly, let \mathcal{B}_k denote the set of isomorphism classes of indecomposable, nonprojective modules Y for which Y is isomorphic to a direct summand of $\Omega^r X$ for some $r \leq k$.

(We emphasise that the only difference between these two properties is the orientation of the inequality sign. Informally, we may remember that \mathcal{A}_k contains the isoclasses seen at or After the k th syzygy, while \mathcal{B}_k contains those seen at or Before the k th syzygy.)

We evidently have that $\mathcal{A}_k \supseteq \mathcal{A}_{k+1}$ and $\mathcal{B}_k \subseteq \mathcal{B}_{k+1}$ for each k , that each successive set difference $\mathcal{A}_k - \mathcal{A}_{k+1}$ and $\mathcal{B}_{k+1} - \mathcal{B}_k$ is finite and that clearly \mathcal{B}_0 itself is finite. Furthermore, the \mathcal{A}_k and \mathcal{B}_k relate to one another by the following system of inclusions:

$$\mathcal{B}_0 \subseteq \mathcal{B}_1 \subseteq \mathcal{B}_2 \subseteq \cdots \subseteq \bigcup_{r \geq 0} \mathcal{B}_r = \mathcal{A}_0 \supseteq \mathcal{A}_1 \supseteq \mathcal{A}_2 \supseteq \cdots \supseteq \bigcap_{r \geq 0} \mathcal{A}_r. \quad (5.7)$$

(We know that \mathcal{A}_0 , equalling a countable union $\mathcal{B}_0 \cup (\bigcup_{r > 0} (\mathcal{B}_{r+1} - \mathcal{B}_r))$ of finite sets, is countable. We deduce that all the \mathcal{B}_k are countable too.)

Let $\mathcal{A}_\omega := \bigcap_{r \geq 0} \mathcal{A}_r$. We easily find that \mathcal{A}_ω comprises the isoclasses of those modules appearing as direct summands of $\Omega^r X$ syzygies of X for infinitely many indices r .

We find that X has syzygy repetition index k iff $\mathcal{A}_k = \mathcal{A}_\omega$ (and k is minimal with this property).

5.2.3. Proposition. (Dual in statement and proof to [Ric19, Prop 7.8].) *If X has syzygy repetition index $k < \infty$, then $X \in \text{Coloc}(\mathbf{Proj}\text{-}A)$.*

Proof. Let X_0, X_1, X_2, \dots be a countable (possibly finite) sequence of nonisomorphic indecomposable modules representing all the isomorphism classes in $\mathcal{A}_k = \mathcal{A}_\omega$. Write $\mathcal{X} := \{X_0, X_1, X_2, \dots\}$

Let $Z := (\prod_{t \geq 0} X_t)^{\prod \omega}$ be the direct product of ω many copies of each indecomposable in \mathcal{X} . Evidently $\Omega^{k+1} X$ itself is a direct factor of Z .

By taking the direct product $\prod_{r \geq k+1} (0 \rightarrow \Omega(\Omega^r X) \rightarrow \mathbb{P}(\Omega^r X) \rightarrow \Omega^r X \rightarrow 0)$ of each of the syzygy short exact sequences of the $\Omega^r X$, we obtain a short exact sequence whose leftmost and rightmost terms are each a direct product of countably many copies of each indecomposable in \mathcal{X} ; that is, a short exact sequence having the form $(0 \rightarrow Z \rightarrow P \rightarrow Z \rightarrow 0)$ where P is projective.

We may splice this sequence together with itself to obtain a exact sequence

$$(0 \rightarrow Z \rightarrow P \rightarrow P \rightarrow P \rightarrow P \rightarrow \cdots)$$

in $\mathbf{Ch}(\mathbf{Mod}\text{-}A)$, which yields a quasiisomorphism in $\mathbf{Ch}(\mathbf{Mod}\text{-}A)$ between the complex containing only Z in degree 0 and the complex $(\cdots \rightarrow 0 \rightarrow 0 \rightarrow P \rightarrow P \rightarrow P \rightarrow \cdots)$ supported in nonnegative degrees. The latter is a bounded-below complex of projectives, which belongs to $\text{Coloc}(\mathbf{Proj}\text{-}A)$ by part (e) of Proposition 5.1.7. The former, being quasiisomorphic to it, belongs there too by part (iii) of the same result. Since $\Omega^{k+1} X$ is a direct factor of Z , part (b) of this proposition shows $X \in \text{Coloc}(\mathbf{Proj}\text{-}A)$, as claimed.

The final step is to observe that the standard syzygy short exact sequences may be spliced together to give an exact sequence $(0 \rightarrow \Omega^{k+1} X \rightarrow \mathbb{P}(\Omega^k X) \rightarrow \mathbb{P}(\Omega^{k-1} X) \rightarrow \cdots \rightarrow \mathbb{P}(\Omega^1 X) \rightarrow \mathbb{P}X \rightarrow X \rightarrow 0)$. Similarly to the previous paragraph, this exact complex corresponds to a quasiisomorphism in $\mathbf{Ch}(A)$ between the concentration in degree 0 of X and the complex

$$\cdots \rightarrow 0 \rightarrow \Omega^{k+1} X \rightarrow \mathbb{P}(\Omega^k X) \rightarrow \mathbb{P}(\Omega^{k-1} X) \rightarrow \cdots \rightarrow \mathbb{P}(\Omega^1 X) \rightarrow \mathbb{P}X \rightarrow 0 \rightarrow 0 \rightarrow \cdots$$

supported in degrees $-(k+1) \leq r \leq 0$. Since X is quasiisomorphic to a bounded complex of members of $\text{Coloc}(\mathbf{Proj}\text{-}A)$, we conclude that $X \in \text{Coloc}(\mathbf{Proj}\text{-}A)$ as well. This completes the proof. \square

5.2.4. Weakly periodic. A finite-dimensional module X is *weakly periodic* if X is isomorphic to a direct summand of $\Omega^k X$ for some $k \geq 1$.

5.2.5. Proposition. *If X is weakly periodic, then $X \in \text{Coloc}(\mathbf{Proj}\text{-}A)$.*

Proof. To fix notation, suppose that $k \geq 0$ and $Y \in \mathbf{mod}\text{-}A$ satisfy $\Omega^k X \cong X \oplus Y$.

Observe that for $r \geq 0$ we have $\Omega^{r+k} X \cong \Omega^r(\Omega^k X) \cong \Omega^r(X \oplus Y) \cong (\Omega^r X) \oplus (\Omega^r Y)$, and so $\Omega^r X$ is a direct summand of $\Omega^{r+k} X$. Iteration of this argument shows that $\Omega^r X$ is a direct summand of $\Omega^{r+\ell k} X$ for any $\ell > 0$. In particular, any indecomposable direct summand of any $\Omega^r X$ is isomorphic to a direct summand of $\Omega^s X$ for infinitely many $s \geq 0$.

We deduce that, in the notation of (5.7), $\mathcal{A}_0 = \mathcal{A}_\omega$. Therefore X has syzygy repetition index $0 < \infty$. By Proposition 5.2.3, $X \in \text{Coloc}(\mathbf{Proj}\text{-}A)$. \square

5.2.6. Syzygy finiteness of a module. A finite-dimensional module $X \in \mathbf{mod}\text{-}A$ is *syzygy finite* if there exists a module $Y \in \mathbf{mod}\text{-}A$ such that $\text{add}\{\Omega^r X \in \mathbf{mod}\text{-}A : r \geq 0\} = \text{add} Y$.

(co)syzygy type. His reasoning has recourse to several classic results [Ric19, §7] and one ad-hoc argument [Ric19, §6].

It is not generally true that the simples for SB algebras even have finite syzygy repetition index – the simple module S_1 of our running example algebra being a straightforward witness to this transgression – and so any effort to prove their syzygy finiteness is certainly doomed.

However, countless calculations by the author found that the injective modules over SB algebras do have finite syzygy type. Of course, injective modules E that are also projective satisfy $\Omega^1 E = 0$ and so are syzygy finite in a trivial way. This eliminates the pin modules, reducing the matter only to the study of injective string modules.

The primary thrust of our research was consequently to prove that injective string modules for SB algebra are syzygy finite: a statement we conjecture to be true, but cannot yet prove in its entirety. What follows in the remaining subsections of this chapter are our partial results towards this conjecture. In reverse order, let us sketch a crude outline of our results.

Our final main result, in Subsection 5.2.3, is that this conjecture is true when A has at most 2 isomorphism classes of simple modules. Preceding that discussion, in Subsection 5.2.2 we show a technical result that deploys our formalism for syzygies in a fundamental way, namely to demonstrate that there is behaviour in the syzygy fabric suggestive of being syzygy-infinite and that the symbols used to describe injective string modules do not exhibit this behaviour. Lastly – which is to say initially – we provide in Subsection 5.2.1 a subclass of SB algebras for which a more general result than our conjecture is true: that in this subclass all modules are syzygy-finite (in a uniform way).

The algebras in this subclass are those for which a particular associated quiver is acyclic. Acyclic components of that quiver provide some additional interest, since we can show the existence of syzygy patterns for simples on such components. Under mild conditions, we prove that those simples belong to $\text{Coloc}(\mathbf{Proj}\text{-}A)$ and thus dually to $\text{Loc}(\mathbf{Inj}\text{-}A)$. (Briefly, let us remark that, when all components of this quiver associated to A are acyclic, our proofs therefore demonstrate independently from one another that the simples and the injectives belong to $\text{Coloc}(\mathbf{Proj}\text{-}A)$ and to $\text{Loc}(\mathbf{Inj}\text{-}A)$.)

5.2.1 Noncycles in pin graphs

5.2.13. Recall that Q denotes the ordinary quiver of the special biserial algebra $A = \mathbb{k}Q/\langle \rho \rangle$. Additionally recall that any syllable p is peak-compatible with a unique stationary syllable, namely $e_{(s(p))^\dagger}$, and that the sidestep operation $p \mapsto e_{(s(p))^\dagger}$ is denoted \diamond .

5.2.14. Pin graph. The *pin graph* Φ_A of a SB algebra A is the quiver with vertex set Q_0 and with an arrow $i \rightarrow j$ iff there exists a pin module P with $\text{hd } P \cong S_i$ and $\text{soc } P \cong S_j$.

It is sub-1-regular but not necessarily connected. Evidently, $\Phi_{A^{\text{op}}} = (\Phi_A)^{\text{op}}$.

We know that Φ_A is discrete (has no arrows) iff A is monomial. If it is 1-regular, then A is selfinjective.

5.2.15. Running example. The pin graph of our running example algebra is $(\subset 1 \quad 2)$.

Simples not on cycles in Φ_A

5.2.16. Recall that a finite-dimensional module X is *weakly periodic* if X is isomorphic to a direct summand of $\Omega^k X$ for some $k \geq 1$.

5.2.17. Example. We will shortly prove a lemma about the existence of certain weakly periodic uniserial modules. This general argument is much more straightforward than the prose of the proof suggests, and is best illustrated with a concrete example. To this end, recall our running example algebra

$$A := \mathbb{k} \left(\alpha \subset 1 \begin{array}{c} \xrightarrow{\beta} \\ \xleftarrow{\gamma} \end{array} 2 \right) \langle \alpha^2, \beta\delta, \gamma\beta, \delta\gamma, \alpha\beta\gamma - \beta\gamma\alpha, \gamma\alpha\beta, \delta^4 \rangle.$$

Let $(\mathcal{O}, N, C, \dagger)$ be the unique permissible data for A . (In particular, \mathcal{O} is the unique overquiver for A)

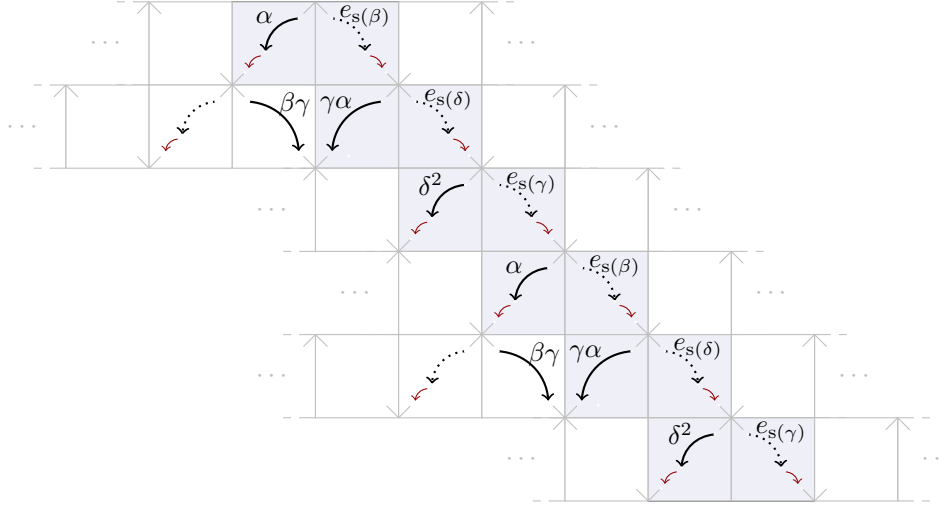


Figure 5.3. *Following a boundary.* We represent γA as a strip module (1st row) and alternately step rightwards one cell and downwards one cell along the highlighted path, the entries we encounter being obtained by iteratively applying \diamond and ∇ with each step. We find that γA recurs (4th row), hence γA is weakly periodic. Similarly we find that δA repeats (3rd and 6th row).

We see that $\gamma\beta, \beta\delta, \delta\gamma$ have zero residue in A . Taken in order, these arrows form the cycle

$$\left(2 \xrightarrow{\gamma} 1 \xrightarrow{\beta} 2 \right)_{\delta}$$

in the presenting quiver. They can be lifted to arrows in \mathcal{O} that we also call γ, β, δ , whose sources have stationary syllables $e_{s(\gamma)}, e_{s(\beta)}, e_{s(\delta)}$ respectively.

The composition $\nabla\diamond$ permutes these stationary syllables: $e_{s(\gamma)} \xrightarrow{\nabla\diamond} e_{s(\beta)} \xrightarrow{\nabla\diamond} e_{s(\delta)} \xrightarrow{\nabla\diamond} e_{s(\gamma)}$. In particular this means that $e_{s(\gamma)}$ is $(\nabla\diamond)$ -periodic, but hence also that $e_{s(\gamma)}\nabla$ is $(\diamond\nabla)$ -periodic. We observe that the direct summand γA of $\text{rad } P_2$ can be represented by a strip whose only nonblank entry is the syllable $e_{s(\gamma)}\nabla = (\circ \xrightarrow{\alpha} \circ \xrightarrow{1} \circ)$.

The sequence of syllables, starting with $e_{s(\gamma)}\nabla$ and alternately applying \diamond and ∇ , can be seen in the syzygy fabric when calculating the syzygies of γA . Starting from the $e_{s(\gamma)}\nabla = (\circ \xrightarrow{\alpha} \circ \xrightarrow{1} \circ)$ in the strip representation of γA in Figure 5.3, we move to the right when applying \diamond and downwards when applying ∇ .

The stationary syllables we see along the way¹ form a righthand boundary of successive strips. When $e_{s(\gamma)}\nabla = (\circ \xrightarrow{\alpha} \circ \xrightarrow{1} \circ)$ turns up for the second time, it is a lefthand boundary. The lefthand and righthand boundaries together delimit a strip, specifically one representing γA . This concludes the calculation that γA is weakly periodic.

The same can be said for δA , the other direct summand of $\text{rad } P_2$, since it also lies on a cycle whose pairwise products have zero residue in A . That cycle is the same one as before, and the relevant calculation also appears in (the bottom four rows of) Figure 5.3.

5.2.18. Lemma. *Recall that $\langle \rho \rangle$ denotes the defining ideal of $A = \mathbb{k}Q/\langle \rho \rangle$.*

Suppose that $i \in Q_0$ is a vertex lying on an ℓ -cycle $(i \xrightarrow{\alpha_1} \dots \xrightarrow{\alpha_\ell} i)$ satisfying $\alpha_r \alpha_{r+1} \in \langle \rho \rangle$ for all $1 \leq r \leq \ell$ (subscripts understood modulo ℓ), and suppose that P_i is a string module.

Then $\alpha_1 A$ is a direct summand of $\Omega^\ell(\alpha_1 A)$.

¹In the figure, all of the relevant stationary syllables are present. This is a white lie for the sake of illustration; in reality, the stationary syllables outside the 1st row would all be implied.

Proof. There exists a choice of permissible data $(\mathcal{O}, N, C, \dagger)$ for A such that no path in \mathcal{O} represents any $\alpha_r \alpha_{r+1}$ ($1 \leq r \leq \ell$, subscripts taken modulo ℓ). This follows from the existence of the ℓ -cycle of relations of length 2.

Lift each $\alpha_r \in Q_1$ to an arrow of \mathcal{O} that we also denote α_r . Since each $\alpha_r \in \mathcal{O}_1$ does represent an arrow of the ground quiver (rather than an augmented arrow), we deduce that $e_{s(\alpha_r)} \nabla$ is defined for all r . From the existence of the cycle again, we deduce that $e_{s(\alpha_1)} (\nabla \diamond)^r = e_{s(\alpha_{r+1})}$.

In any patch where an $e_{s(\alpha_r)}$ appears in the top row or is implied to be there, the cell underneath it contains either $e_{s(\alpha_r)} \nabla$ or the perturbed version thereof (and in the particular case of $e_{s(\alpha_1)}$, the entry underneath must be $e_{s(\alpha_1)} \nabla$ because P_i is a string module and so there is no perturbation). Because this perturbation only affects the target of the syllable rather than the source, both versions are taken by \diamond to $e_{s(\alpha_r)} \nabla \diamond$.

As P_i is a string module, $\text{rad } P_i$ is a direct sum of one or two uniserial modules. One of these direct summands is $\alpha_1 A$, which we can represent as a strip whose nonblank entries are the syllable $e_{s(\alpha_1)} \nabla$ in a peak along with the stationary syllable $e_{s(\alpha_1)} \nabla \diamond = e_{s(\alpha_2)}$. The argument of the previous paragraph establishes that, starting from $e_{s(\alpha_2)}$ and successively moving to the peak neighbour of the supported child cell r times as we did in Figure 5.3, we reach cells whose present or implied entries are $e_{s(\alpha_{r+2})}$.

After ℓ such diagonal moves, we find that $e_{s(\alpha_{\ell+2})}$ occurs next to $e_{s(\alpha_1)} \nabla$. Both of these are boundary syllables. Our ℓ moves have taken us down ℓ rows, none of which held virtual strips. We conclude that $\alpha_1 A$ is a direct summand of $\Omega^\ell(\alpha_1 A)$, as claimed. \square

5.2.19. Theorem. *Suppose that the ordinary quiver of a SB algebra A is 2-regular. If $i \in Q_0$ does not lie on a cycle in the pin graph Φ_A of A , then $S_i \in \text{Coloc}(\mathbf{Proj}\text{-}A)$. Dually, $S_i \in \text{Loc}(\mathbf{Inj}\text{-}A)$ also.*

Proof. Choose permissible data $(\mathcal{O}, N, C, \dagger)$ for A . For each $\alpha \in Q_1$, there exists a unique arrow $\beta \in Q_1$ with $t(\alpha) = s(\beta)$ such that no \mathcal{O} -path represents $\alpha\beta$; this implies that $\alpha\beta$ has zero residue in A . This assignment $\alpha \mapsto \beta$ yields a permutation $\pi: Q_1 \rightarrow Q_1$ of arrows. We know Q_1 is finite hence $\alpha\pi^\ell = \alpha$ for some $\ell > 0$.

Let m_i denote the maximal length of a path in Φ_A with source i . We know m_i is finite because i does not lie on a cycle in Φ_A . We proceed by induction on m_i , starting with the basis case $m_i = 0$ when i is a sink vertex in Φ and so P_i is a string module.

Let $\alpha_1, \alpha_2 \in Q_1$ be the distinct arrows with $s(\alpha_1) = s(\alpha_2) = i$, so that $\text{rad } P_i = \alpha_1 A \oplus \alpha_2 A$. In the canonical short exact sequence $(0 \rightarrow \text{rad } P_i \rightarrow P_i \rightarrow \text{hd } P_i \rightarrow 0)$, the middle term clearly belongs to $\text{Coloc}(\mathbf{Proj}\text{-}A)$. By the two-out-of-three property, the righthand term S_i belongs there iff the lefthand term does iff both summands $\alpha_r A$ of the lefthand term do.

For $r \in \{1, 2\}$, let $\ell_r > 0$ be the minimal integer such that π^{ℓ_r} fixes α_r . Taking in turn the arrows in the forward π -orbit of α_r , we obtain a cycle $(i \xrightarrow{\alpha_r} \dots \xrightarrow{\alpha_r \pi} \dots \xrightarrow{\alpha_r \pi^{\ell_r}} i)$ whose arrows compose pairwise to have zero residue in A . We deduce $\alpha_r A$ is weakly periodic by Lemma 5.2.18 and so $\alpha_r A \in \text{Coloc}(\mathbf{Proj}\text{-}A)$ by Proposition 5.2.5. This concludes the proof of the basis case.

For the inductive step, suppose $S_j \in \text{Coloc}(\mathbf{Proj}\text{-}A)$ for all vertices j with $m_j < m_i$. There exists an arrow $i \rightarrow j$ in Φ_A for such a vertex j . By definition, A has a pin module P_i with $\text{soc } P_i = S_j$. By assumption, the lefthand term and middle term of the short exact sequence $(0 \rightarrow \text{soc } P_i \rightarrow P_i \rightarrow P_i / \text{soc } P_i \rightarrow 0)$ belong to $\text{Coloc}(\mathbf{Proj}\text{-}A)$, thus its righthand term does.

We know that $\text{soc } P_i$ is a 1-dimensional subspace of A being spanned by the residue of either component p, q of the commutativity relation $p - q$ having source i . This is a two-sided ideal of A , since for any arrow $\gamma \in Q_1$ we have $\gamma p \equiv \gamma q \equiv 0$ and $p\gamma \equiv q\gamma \equiv 0$ in A , while $e_i \text{soc } P_i = \text{soc } P_i = (\text{soc } P_i)e_j$ and $e_k \text{soc } P_i = 0 = (\text{soc } P_i)e_k$ for all $k \neq i$. Hence consider the quotient algebra $A' := A / \text{soc } P_i$, writing P'_k for the indecomposable projective A' -module at k . Evidently $P'_i \cong P_i / \text{soc } P_i$ is a string module, while $P'_k \cong P_k$ for all other $k \neq i$. (These are isomorphisms of A -modules.) From the previous paragraph we deduce that $P'_k \in \text{Coloc}(\mathbf{Proj}\text{-}A)$ for all vertices k (including i).

The ground quiver of A' equals that of A – in particular it is 2-regular – therefore we can apply the argument of the inductive step to $\Omega^1(\text{hd } P'_i)$. Because all of the projective A' -modules involved in that argument belong to $\text{Coloc}(\mathbf{Proj}\text{-}A)$, this very calculation shows $\text{hd } P'_i \cong \text{hd } P_i \cong S_i \in \text{Coloc}(\mathbf{Proj}\text{-}A)$ too. This concludes the inductive step, and hence the first statement.

By employing the preceding argument on the simple A^{op} -module at i and then applying the standard

duality D , we similarly show that $S_i \in \text{Loc}(\mathbf{Inj}\text{-}A)$, as claimed. \square

Syzygy finiteness

5.2.20. Syzygy finiteness of an algebra. An algebra A is *m -syzygy finite*, for $m \geq 0$, if there exists $Y \in \mathbf{mod}\text{-}A$ such that

$$\{\Omega^r X \in \mathbf{mod}\text{-}A : r \geq m, X \in \mathbf{mod}\text{-}A\} = \text{add } Y$$

and, more generally, it is *syzygy-finite* if it is m -syzygy finite for some $m \geq 0$. Otherwise, it is *syzygy-infinite*.

5.2.21. Examples. (a) Representation-finite algebras are exactly the 0-syzygy finite algebras.

(b) Any radical-square zero algebra is 1-syzygy finite, with additive generator $Y = S_1 \oplus \cdots \oplus S_n$.

(c) Monomial algebras A are 2-syzygy finite [ZH91], with additive generator a direct sum of principal right ideals of A generated by paths.

5.2.22. Running example. Our running example algebra is syzygy-infinite, as can be found by calculating the syzygies of S_1 .

5.2.23. Interior of a strip. Let w be a strip for A . Define the *interior of w* as

$$\text{int } w := \{k \in \mathbb{Z} : w(k) \text{ is an interior (nonvirtual) syllable}\}$$

and the *interior width of w* as $\text{intwid } w := |\text{int } w|$

5.2.24. Running example. Recall the strips v_1, v_2, v_3, v_4, v_5 of Subsection 4.2.0. We have $\text{intwid}(v_1) = \text{intwid}(v_5) = 2$, $\text{intwid}(v_2) = 4$ and $\text{intwid}(v_3) = \text{intwid}(v_4) = 0$.

5.2.25. Example. If w represents a simple module, uniserial module or indecomposable projective string module, then $\text{intwid } w = 0$.

5.2.26. Remarks. (a) Note that ‘‘rounding off’’ does not affect $\text{int } w$ or $\text{intwid } w$. Thus all strips representing the same string graph have the same interior width and so interior width is a well-defined invariant of a string module.

(b) Also note that $\text{intwid } w \leq \text{wid } w \leq \text{intwid}(w) + 2$ for any strip w . Therefore if $(w_m)_{m \geq 0}$ is a sequence of strips, then $(\text{intwid } w_m)_{m \geq 0}$ diverges to $+\infty$ iff $(\text{wid } w_m)_{m \geq 0}$ does.

(c) Because $\text{int } w$ is a union of valleys, $\text{intwid } w$ is even (whenever finite).

(d) Clearly $\text{int } w$ is an interval subset of \mathbb{Z} . We have $\text{int } w = (L, R)$ if the (potentially implied) left and right boundaries of w appear in columns L and R respectively.

5.2.27. Boundaries of strips. Suppose w_r ($r \in \{0, 1\}$) is a strip with left- and righthand boundaries respectively in columns L_r and R_r , and that w_1 is a syzygy strip of w_0 .

We have previously seen that left and right boundaries move at most one column outwards with each syzygy; that is, $L_0 - 1 \leq L_1$ and $R_1 \leq R_0 + 1$. This behaviour carries over to the extrema of $\text{int } w$: ie,

$$\min(\text{int } w_0) - 1 \leq \min(\text{int } w_1) \quad \text{and} \quad \max(\text{int } w_1) \leq \max(\text{int } w_0) + 1$$

A trivial manipulation of each inequality gives

$$\min(\text{int } w_0) \leq \min(\text{int } w_1) + 1 \quad \text{and} \quad \max(\text{int } w_1) - 1 \leq \max(\text{int } w_0),$$

from which we deduce

$$\text{int } w_0 \supseteq [\min(\text{int } w_1) + 1, \max(\text{int } w_1) - 1], \tag{5.8}$$

unless $\text{intwid } w_1 = 0$ (when this inclusion is meaningless because the extrema do not exist). We mention that this inclusion holds vacuously when $\text{intwid } w_1 = 2$, because then the righthand interval is empty. Therefore, the inclusion (5.8) is only significant if $\text{intwid } w_1 > 2$, in which case it further asserts $\text{intwid } w_0 \geq \text{intwid } w_1 - 2$

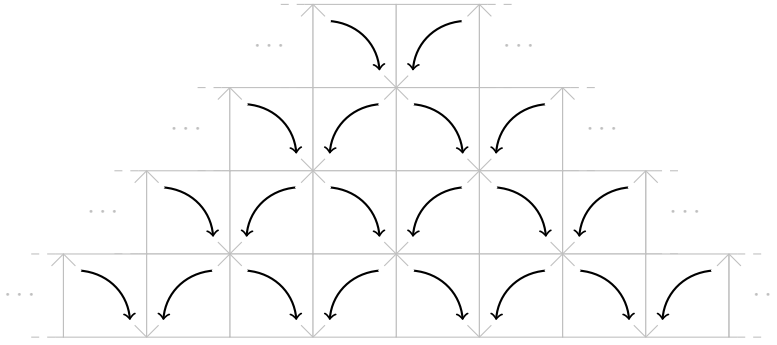


Figure 5.4. *Interiors of syzygies.* Reading from the bottom upwards one row at a time, the interior can narrow with each step by at most 2 (or rather by at most 1 on either side). When the bottom row is sufficiently wide, as occurs here, the interiors of all of the rows involved have at least one column in common.

Let us iterate this argument. Suppose for $m \geq 1$ that w_r ($r \in \{0, 1, \dots, m\}$) are strips, that each w_{r+1} is a syzygy strip of w_r , and that $\text{intwid } w_m > 2m$ so that our claims have substance. We find that

$$\begin{aligned} \text{int } w_{m-r} &\supseteq \left[\min(\text{int } w_m) + r, \max(\text{int } w_m) - r \right] \\ &\supseteq \left[\min(\text{int } w_m) + m, \max(\text{int } w_m) - m \right] \end{aligned}$$

for each $r \in \{0, 1, \dots, m\}$. The first inclusion implies that $\text{intwid } w_{m-r} \geq \text{intwid } w_m - 2r$. The second implies that there are (at least) two columns common to all interiors $\text{int } w_r$. This situation is depicted in Figure 5.4.

That second implication is crucial, for if column k is common to the interior of successive syzygy strips w_0, \dots, w_m , then the values taken there give $m + 1$ consecutive interior syllables in a ∇ -orbit:

$$w_0(k) \xrightarrow{\nabla} w_1(k) \xrightarrow{\nabla} \dots \xrightarrow{\nabla} w_m(k).$$

5.2.28. Theorem. *Suppose the longest path in the pin graph Φ_A of A has length $m < +\infty$.*

(a) *If X is a band module for A , then $\Omega^{2m+1} X$ is a string module.*

(b) *If X is a (finite- or infinite-dimensional) string module for A , then*

$$\Omega^{2m+2} X \in \text{add}\{\text{Str } w \in \mathbf{Mod}\text{-}A : \text{wid } w \leq 4m + 6\}.$$

In particular, injective string modules for A are syzygy finite.

Proof of (a). Clearly $2m + 1 = 2(m + 1) - 1$. If $\Omega^{2m+1} X$ is a band module then so is $\Omega^r X$ for all $r \in \{0, 1, \dots, 2m + 1\}$. We deduce the existence of a Φ_A -path of length $m + 1$, which is absurd.

Proof of (b). Let $r > 0$. Suppose that the strip w has $\text{intwid } w > 4r$ and that it represents an indecomposable direct summand of a $(2r)$ th syzygy of a string module. By the discussion in passage 5.2.27, there exists a sequence of $2r + 1$ consecutive interior syllables in a ∇ -orbit for A and, therefore, there exists a path of length r in Φ_A .

We deduce that any r satisfying those conditions further satisfies $r \leq m$. Hence, for any $s \geq m + 1$, any direct summand w of $\Omega^{2s} X$ has $\text{intwid } w \leq 4(m + 1)$ and so $\text{wid } w \leq 4(m + 1) + 2 = 4m + 6$. \square

5.2.29. Corollary. *If the pin graph of A is acyclic, then A is syzygy finite.*

Proof. By Theorem 5.2.28,

$$\Omega^{2m+2}(\Omega^{2m+1} X) = \Omega^{4m+3} X \in \text{add}\{\text{Str } w \in \mathbf{Mod}\text{-}A : \text{wid } w \leq 4m + 6\}$$

for any A -module X , where m is the length of the longest path in Φ_A . \square

5.2.30. Corollary. *If the pin graph of A is acyclic, then injectives generate for A , and therefore the big and little finitistic dimension conjectures hold for A .*

Proof. We know A is the regular A -module, and so $D A$ is an A^{op} -module.

Since Φ_A is acyclic, $\Phi_{A^{\text{op}}}$ is acyclic also. The preceding corollary implies that $D A$ has finite syzygy type. Applying the functor D , we find A has finite cosyzygy type (see [Ric19, Def 7.1] for a definition). We deduce that $A \in \text{Loc}(\mathbf{Inj}\text{-}A)$ by [Ric19, 7.2] and so injectives generate for A by [Ric19, Prop 2.2] (or, rather, the comment immediately following it). \square

5.2.2 Descent ∇ and injective syllables

We are keenly interested in the syzygies of injective string modules E of a SB algebra A . This is because if E always has finite syzygy type (as we conjecture) then projectives cogenerate for A . Additionally, the calculation could be dualised to establish that projective string modules have finite cosyzygy type and hence that injectives generate for A . Both the generation and cogeneration statements relate to the big finitistic dimension conjecture, as discussed previously.

One purpose of the syzygy fabric formalism is to facilitate analysis of syzygies. In particular it lets us rigorously organise our syzygies one under the other. The columns are, largely, just orbits under some function ∇ and, largely, neighbouring columns do not interact. It is tragic to us that “largely” cannot be replaced by “entirely” here. Nonetheless, if we are to study injective string modules $\text{Str } w$ as intended, then in the syzygy fabric of w we should examine the columns containing them and descending from them. This is the focus of this subsection.

This subsection explores what happens “directly underneath” an injective string module $\text{Str } w$ in the syzygy fabric, and it culminates in Proposition 5.2.54. This rather technical result establishes that the columns descending from an injective strip are either blank after a finite number of rows or witness branching infinitely often. In the latter case, the number of rows between successive branchings is bounded, which gives a “vertical” constraint on the interiors of strips directly underneath w . We believe that from this vertical constraint it should be possible to deduce a “horizontal” constraint on widths of strips (as we have proved from in the case of cycle-free pin graphs) and so obtain results about the syzygy type of $\text{Str } w$.

Proposition 5.2.54 is the first step in a journey whose conclusion would be a proof of finite syzygy type for injective string modules; in fact, we believe it to be the most technically difficult step. The next step would be to demonstrate the constraint of the previous paragraph. Two further steps would follow: how the interaction of columns affects our proposition, and what happens in the remainder of the syzygy fabric of E besides the region directly underneath it. Towards these steps in the remainder of the journey, we offer the indicative worked examples at the end of the subsection and the results about “small” SB algebras in Appendix A.

5.2.31. Convention. When we use (connected) 1-regular quivers in the following, we will work with the acyclic cover $(\cdots \rightarrow \circ \rightarrow \circ \rightarrow \circ \rightarrow \cdots)$ rather than the finite quiver $(\begin{array}{c} \circ \rightarrow \circ \rightarrow \cdots \rightarrow \circ \rightarrow \circ \\ \leftarrow \end{array})$ itself.

Factorisable paths of an interior ∇ -cycle

5.2.32. Interior ∇ -cycle. Suppose that $\{u_r, v_r : r \in \mathbb{Z}\}$ is a periodic family of interior syllables such that $u_r \nabla = v_r$ and $v_r \nabla = u_{r+1}$; by periodic here, we mean that $u_r = u_{r+m}$ and $v_r = v_{r+m}$ for some $m > 0$. Taking subscripts modulo m , we will call $(u_1, v_1, \dots, u_m, v_m)$ an *interior ∇ -cycle*.

5.2.33. Elementary factors of an interior ∇ -cycle. Write u_r, v_r respectively for the underlying paths of the syllables u_r, v_r on an interior ∇ -cycle. We call $\{u_r, v_r : r \in \mathbb{Z}\}$ the *elementary factors* of the interior ∇ -cycle. Since the u_r, v_r are certainly not boundary syllables, the u_r, v_r are certainly not stationary paths.

We directly find that $t(u_r) = s(v_r)$ and $t(v_r) = s(u_{r+1})$ for all r , and that the $\{u_r, v_r : r \in \mathbb{Z}\}$ form an antichain of paths in \mathcal{O} ; more precisely, in a single component \mathcal{C} of \mathcal{O} . Our setup guarantees that pairwise products $u_r v_r$ and $v_r u_{r+1}$ of elementary factors represent components of commutativity relations.

5.2.34. Running example. Let \mathcal{C} be the component of the overquiver covering α, β, γ . A part of the subpath poset $\text{Path}(\mathcal{C})$ is shown in Figure 5.5.




Figure 5.5. Factorisable paths within the Hasse diagram of $\text{Path}(\mathcal{C})$. The \mathcal{C} -paths are labelled by the \mathcal{Q} -paths they represent. (Some labels are omitted for space concerns.) Factorisable paths are printed in black; the others, grey.

Among the factorisable paths are the elementary factors $u_r := \alpha$ and $v_r := \beta\gamma$, where the index $r \in \mathbb{Z}$ increases rightwards in the diagram.

There are infinitely many \mathcal{C} -paths lifting α and $\beta\gamma$. For $r \in \mathbb{Z}$, give the name u_r to those \mathcal{C} -paths lifting α and the name v_r to the paths lifting $\beta\gamma$, in such a way that $t(u_r) = s(v_r)$ and $t(v_r) = s(u_{r+1})$ for all r . Define $\mathbf{u}_r := (\circ \xrightarrow{u_r} \circ \xrightarrow{0} \circ)$ and $\mathbf{v}_r := (\circ \xrightarrow{v_r} \circ \xrightarrow{0} \circ)$. We find that $\mathbf{u}_r \nabla = \mathbf{v}_r$ and $\mathbf{v}_r \nabla = \mathbf{u}_{r+1}$, and so in particular $\mathbf{u}_r = \mathbf{u}_{r+1}$ and $\mathbf{v}_r = \mathbf{v}_{r+1}$. Therefore $(\mathbf{u}_1, \mathbf{v}_1)$ is an interior ∇ -cycle with elementary factors $u_r = \alpha, v_r = \beta\gamma$.

We verify that pairwise products $u_r v_r$ and $v_r u_{r+1}$ respectively represent $\alpha\beta\gamma$ and $\beta\gamma\alpha$, which are indeed components of a commutativity relation.

Grading

5.2.35. Henceforth fix an interior ∇ -cycle $(\mathbf{u}_1, \mathbf{v}_1, \dots, \mathbf{u}_m, \mathbf{v}_m)$ with elementary factors $\{u_r, v_r : r \in \mathbb{Z}\}$ all lying on a component \mathcal{C} of the overquiver. The following definitions will depend on the cycle; we simply make this dependence implicit.

Additionally, write \mathbf{C} for the path category of \mathcal{C} .

5.2.36. Factorisable paths and grading. A *factorisable path* is a path that can be written as a product of elementary factors u_r, v_r . We include in this definition the endpoints $t(u_r) = s(v_r)$ and $t(v_r) = s(u_{r+1})$ of the elementary factors, which we consider to be 0-fold products and which we call *factorisable vertices*. A factorisable path p has *grade* g , written $\text{grade } p = g$, when it is a g -fold product of elementary factors.

The factorisable paths give a full subcategory $\mathbf{F} \subseteq \mathbf{C}$, namely the full subcategory on the factorisable vertices. We can also identify \mathbf{F} with the path category of the quiver

$$\mathcal{F} := (\dots \longrightarrow s(u_r) \xrightarrow{u_r} s(v_r) \xrightarrow{v_r} s(u_{r+1}) \xrightarrow{u_{r+1}} s(v_{r+1}) \longrightarrow \dots).$$

In this light, grade p is simply the length of p viewed as a path in \mathcal{F} . We deduce that grade is additive; that is, $\text{grade}(pp') = \text{grade } p + \text{grade } p'$.

5.2.37. Running example. We have elementary factors $u_r := \alpha$ and $v_r := \beta\gamma$ and the factorisable vertices are $s(\alpha)$ and $s(\beta)$. We can identify these with the vertices and arrows of the quiver

$$\mathcal{F} := (\dots \longrightarrow s(\alpha) \xrightarrow{\alpha} s(\beta) \xrightarrow{\beta\gamma} s(\alpha) \xrightarrow{\alpha} s(\beta) \longrightarrow \dots).$$

The 2-fold products, namely the paths representing $\alpha\beta\gamma$ and $\beta\gamma\alpha$, have grade 2. The 3-fold products,




Figure 5.6. An example of grading. As before, the factorisable paths are in black and the others in grey. Paths with even grade lie in lighter-coloured regions. Paths with odd grade lie in darker regions. Grade increases up the figure.

At the rightmost corner of any region is a factorisable path. Conversely, any factorisable path is at the rightmost corner of its own region. All paths in a given region are mapped to that factorisable path by f .

namely the paths representing $\alpha\beta\gamma\alpha$ and $\beta\gamma\alpha\beta\gamma$, have grade 3. And so on.

5.2.38. Grading \mathbf{C} using a functor $f: \mathbf{C} \rightarrow \mathbf{F}$. We give a functor $f: \mathbf{C} \rightarrow \mathbf{F}$ that assigns a factorisable path to an arbitrary path in \mathbf{C} . This functor is far easier to picture and use than the ensuing prose description may suggest, so we encourage the reader to consult the examples and illustration which follow in the next passage and Figure 5.6.

Let $i \in \mathcal{C}_0$. (These are the objects of \mathbf{C} .) Amongst paths having source i , there is a unique such q for which $t(q)$ is the only factorisable vertex through which q passes. We define $f: i \mapsto t(q)$.

For an arbitrary \mathcal{C} -path, $p := (s(p) \curvearrowright t(p))$, we then define $f(p) := (f(s(p)) \curvearrowright f(t(p)))$. Towards a second, equivalent, definition in words, observe that there is a unique shortest path p' , having p as a prefix, such that $t(p')$ is factorisable. Amongst the set of suffixes of p' that are factorisable, $f(p)$ is the longest. A third, less formal but perhaps easier to remember, definition is to add as many arrows as possible to the target of p , and then remove as many arrows as possible from the source of the resulting path, with the proviso that neither $s(\alpha)$ nor $t(\beta)$ is a factorisable vertex for any added arrow α or removed arrow β .

We mention that f fixes factorisable paths.

That f respects identities is clear. That f respects composition follows from the following straightforward calculation, which uses the identity $t(p) = s(p')$ for composable paths p, p' . (For clarity, we underline that $f(p)$ denotes the image of p in the functor f , and that $f(p)f(p')$ denotes the composition “ $f(p)$ then $f(p')$ ” in \mathbf{F} .)

$$\begin{aligned}
 f(p)f(p') &= (f(s(p)) \curvearrowright f(t(p)))(f(s(p')) \curvearrowright f(t(p'))) \\
 &= (f(s(p)) \curvearrowright f(t(p'))) \\
 &= (f(s(pp')) \curvearrowright f(t(pp'))) \\
 &= f(pp')
 \end{aligned}$$

For an arbitrary \mathcal{C} -path p , we define $\text{grade } p := \text{grade } f(p)$. This is consistent with the definition of factorisable paths since they are fixpoints of f .

5.2.39. Example. In Figure 5.5 we drew the Hasse diagram for $\text{Path}(\mathcal{C})$ and printed the factorisable paths in black, to distinguish them among the other paths in grey. This colouring is recreated in Figure 5.6.

Additionally in Figure 5.6, we highlight the “catchment regions” – or perhaps more formally the preimage sets – of each factorisable path. We spot for instance that $s(\gamma)$, γ and $s(\alpha)$ all lie in a single region, reflecting the fact that f takes them all to the common image $s(\alpha)$. It follows that $\text{grade } s(\gamma) = \text{grade } \gamma = \text{grade } s(\alpha) = 0$. As a second example, we find that $f(\beta) = f(\beta\gamma)$ and so $\text{grade } \beta = \text{grade } \beta\gamma = 1$.

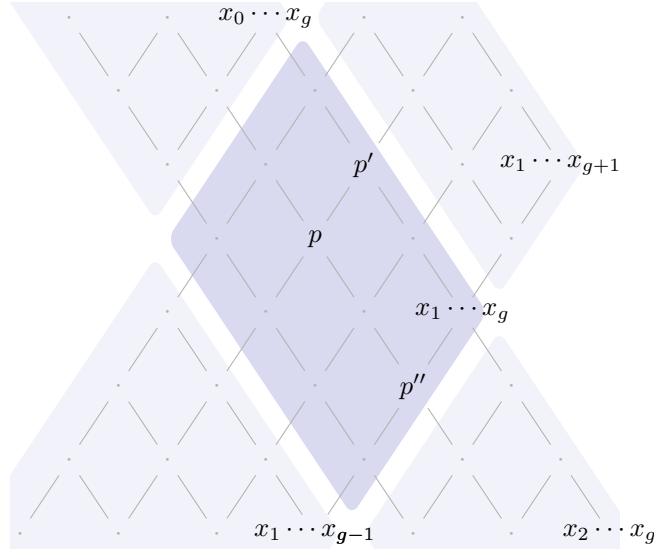


Figure 5.7. *Factorisable subpaths and superpaths.* Like all paths in the central (darker) region, p is a strict superpath of $x_1 \cdots x_{g-1}$ and a strict subpath of $x_0 \cdots x_g$.

Related to p are the paths p' and p'' . Notice that p' is also a strict superpath of $x_2 \cdots x_g$ and p'' is a strict subpath of $x_1 \cdots x_{g+1}$.

By construction, f and therefore grade are constant on each region. We have colour-coded each region in Figure 5.6 by the parity of grade (ie, whether grade is odd or even there). The importance of parity will become clear later.

5.2.40. There are some immediate properties of factorisable paths, f and grade that we collect in the following lemmas and corollary.

5.2.41. Lemma. *Both f and grade are weakly monotone with respect to the subpath order \leq . This means that if $p \leq q$ then $f(p) \leq f(q)$ and $\text{grade } p \leq \text{grade } q$.*

Proof. If y, z are paths satisfying $ypz = q$, then we calculate $f(q) = f(ypz) = f(y)f(p)f(z) \geq f(p)$ and $\text{grade } q = \text{grade}(ypz) = \text{grade } y + \text{grade } p + \text{grade } z \geq \text{grade } p$. \square

5.2.42. Lemma. *Write \leq for the subpath order on $\text{Path}(\mathcal{C})$. Suppose the \mathcal{C} -path p has grade g .*

- (a) (i) *There exists a factorisable path y of grade $g + 1$ with $p < y$ (strictly).*
(ii) *If $s(p)$ is not factorisable, then there is a unique such y .*
- (b) (i) *There exists a factorisable path z of grade $g - 1$ with $z < p$ (strictly), provided that $g > 0$.*
(ii) *If $t(p)$ is not factorisable, then there is a unique such z .*

Proof. This proof is much clearer when visualised, as in Figure 5.7, than when written in prose, as below.

Each part of the lemma comprises a statement about a strict relation $<$, which implies the existence statement, and also a uniqueness statement. However, the strictness of the relations $z < p < y$ comes automatically from the assumed (strict) inequalities $\text{grade } z < \text{grade } p < \text{grade } y$, so it suffices to prove a statement about the weaker relation \leq .

Let us set up notation. Suppose $y := x_0x_1 \cdots x_g$ is a factorisable path of grade $g + 1$, having elementary factors x_r , such that $f(p) = x_1x_2 \cdots x_g$ if $g > 0$ or $f(p) = t(x_0)$ if $g = 0$. If $g = 1$, then define $z := s(x_1)$. If $g > 1$, then define $z = x_1x_2 \cdots x_{g-1}$.

We proceed to show that the y and z just constructed have the claimed properties, starting with the claims about y in part (a)(i). By the (second) definition of $f(p)$, amongst the strict suffixes of y is a path p' having p as a prefix and $f(p)$ as a suffix. We know that y also has $f(p)$ as a suffix, and that the set of paths having

$f(p)$ as a suffix is a chain. If $y \leq p'$ then $g + 1 = \text{grade } y \leq \text{grade } p' = g$, which is absurd, so $y > p'$. We deduce that $y < p' \leq p$ as claimed. As for part (b)(i), assume $g > 0$. The above definition of z ensures it is the factorisable prefix of $f(p)$ having grade $g - 1$. Amongst the suffixes of p is a prefix p'' of $x_1x_2 \cdots x_g$ also having grade g . The set of prefixes of $f(p)$ is a chain which includes both p'' and z , but if $p'' \leq z$ then we obtain the contradiction $g = \text{grade } p'' \leq \text{grade } z = g - 1$ by monotonicity, thus $z < p''$ and so $z < p$.

This brings us to the uniqueness statements. We prove part (a)(ii). Let $y' := x_sx_{s+1} \cdots x_{g+s}$ be another factorisable path with grade $g + 1$, for $0 \leq s \leq g$. (This constraint on s is only to ensure y and y' have common subpaths.) Further let $y'' := x_sx_{s+1} \cdots x_g = \inf\{y, y'\}$. Note that $\text{grade } y'' = g + 1 - s$.

If $p < y$ and $p < y'$ then $p \leq y''$, whence $g = \text{grade } p \leq \text{grade } y'' = g + 1 - s$. When $s > 1$ we have a contradiction and when $s = 0$ we have the tautology $y = y'$. This leaves only the case $s = 1$, when $y' = x_1x_2 \cdots x_{g+1}$. In order to have $p < y'$ and $f(p) = y$, we must have that $f(p)$ is a prefix of y , which implies $s(y)$ is a factorisable vertex. The result follows.

We observe for part (b)(ii) that all paths have a supremum and so the assumption $0 \leq s \leq g$ is unnecessary, but the remainder of the proof dualises naturally. \square

5.2.43. Corollary. *Let p be a \mathcal{C} -path.*

(a) *If $\text{grade } p < 2$, then p has nonzero A -residue.*

(b) *If $\text{grade } p > 2$, then p has zero A -residue.*

Proof. Using Lemma 5.2.42, we can compare p with a factorisable path x_1x_2 having grade 2. We know that x_1x_2 represents a component of a commutativity relation. The strict subpaths of x_1x_2 have nonzero A -residue (since they represent uniserial A -modules) while the strict superpaths of x_1x_2 have zero A -residue. The result follows. \square

Odd and even grade

5.2.44. Compression and ∇ . Recall the \mathcal{O} -path $p := (i \xrightarrow{\ell+\varepsilon} \circ)$ is the *compression* of the syllable $\mathbf{p} := (i \xrightarrow{\ell} \circ \xrightarrow{\varepsilon} \circ)$.

When $\varepsilon = 0$, the compression of \mathbf{p} equals the underlying path of p . When $\varepsilon = 1$, the compression of \mathbf{p} covers the underlying path of p in the prefix order.

We can define ∇ on \mathcal{O} -paths compatibly with its definition on syllables. If $p := (i \xrightarrow{\ell} \circ)$ satisfies $\text{len } p > 0$ and $\ell < a_i + b_i$, then we define $p\nabla := (i - \ell \xrightarrow{m} \circ)$ for $m := a_i + b_i - \ell$. It is straightforward to verify that $p\nabla$ is defined iff the compression $p\nabla$ is defined, in which case compression and ∇ commute on p .

5.2.45. Shortest dependent paths and ∇ . Recall from passage 3.1.14 the source encoding of the permissible data of A as integer sequence $(a_i)_{i \in \mathcal{O}_0}$ and bit sequence $(b_i)_{i \in \mathcal{O}_0}$.

For $i \in \mathcal{C}_0$, let $r_i := (i \xrightarrow{a_i+b_i} \circ)$. When $b_i = 0$ (which means exactly that i represents the source of a component of a commutativity relation), r_i represents that component. When $b_i = 1$, r_i is the shortest path with source i that has zero A -residue. Either way, r_i is the shortest path with source i whose residue dependent linearly on another A -path (perhaps for trivial reasons). For this reason, we call r_i the *shortest dependent path* with source i .

The importance of shortest dependent paths becomes clear when we examine how ∇ interacts with compression, for if $p \in \text{supp } \nabla$ is a path then $(p)(p\nabla) = r_{s(p)}$.

5.2.46. Lemma. *Any shortest dependent path r_i satisfies $\text{grade } r_i = 2$.*

Proof. For convenience, let $g := \text{grade } r_i$.

Either r_i represents a component of a commutativity relation or it does not. We treat these cases in turn.

If r_i does represent a component of a commutativity relation, then it has nonzero A -residue and therefore $g \leq 2$, by the contrapositive to Corollary 5.2.43(b). If $g \leq 1$ then, by Lemma 5.2.42(a)(i), r_i is a strict

subpath of some factorisable path x_1x_2 , which also represents a component of a commutativity relation, which is absurd. Thus $g \geq 2$ which gives $g = 2$.

Otherwise, r_i represents a monomial relation. We know in this case that r_i is not factorisable because its source is certainly not a factorisable vertex. We also know that r_i has zero A -residue, and so $\text{grade } r_i \geq 2$ by the contrapositive to Corollary 5.2.43(a). Write $x_1x_2 \cdots x_g := f(p)$ for elementary factors x_r .

From Lemma 5.2.42(b) we deduce that r_i is the strict superpath of a unique factorisable path $x_1x_2 \cdots x_{g-1}$ of grade $g - 1$. Let p, q be the paths such that $r_i = px_1x_2 \cdots x_{g-1}q$. We know that p has positive length, because $s(r_i)$ is not a factorisable vertex, and that q has positive length, since otherwise $f(r_i) = x_1x_2 \cdots x_{g-1}$ which is an absurdity.

Towards a contradiction assume that $g \geq 3$, which implies that px_1x_2 is a strict prefix of r_i . Since px_1x_2 is a strict superpath of x_1x_2 (which represents a component of a commutativity relation), the A -residue of the former is zero and so (trivially) depends linearly on another A -path. Since r_i is the minimal such path with source $s(r_i) = s(px_1x_2)$ having this property, we find $r_i \leq px_1x_2$. But $px_1x_2 < r_i$, which is our desired contradiction. Thus $2 \leq g \leq 2$, from which equality ensues. \square

5.2.47. Corollary. *If p is a \mathcal{C} -path and $p\nabla$ is defined, then $\text{grade}(p\nabla) = 2 - \text{grade}(p)$.*

Proof. Previous results give $2 = \text{grade } r_{s(p)} = \text{grade}((p)(p\nabla)) = \text{grade } p + \text{grade}(p\nabla)$. \square

5.2.48. We have just proven that, where defined, ∇ respects the parity of grade. Now it remains to prove that injective syllables have even grade and elementary factors have odd grade. The second statement is trivial.

5.2.49. Lemma. *For all elementary factors u_r, v_r we have $\text{grade } u_r = \text{grade } v_r = 1$.*

Proof. This is immediate from the definition of grade.

5.2.50. Injective syllables. An *injective syllable* is a syllable of the form $(\circ \xrightarrow{c_i} i \xrightarrow{\varepsilon} \circ)$ for some $\varepsilon \in \{0, 1\}$, where $i \in \mathcal{O}_0$ satisfies $d_i = 1$.

By definition of c_i , $(\circ \xrightarrow{c_i} i)$ is the longest path with target i having nonzero A -residue.

5.2.51. Running example. The only vertices $i \in \mathcal{C}_0$ for which $d_i = 1$ are the $s(\gamma)$. These satisfy $c_{s(\gamma)} = 2$.

The only injective syllables on this component are therefore $(\circ \xrightarrow{\alpha\beta} s(\gamma) \xrightarrow{0} \circ)$ and $(\circ \xrightarrow{\alpha\beta} s(\gamma) \xrightarrow{1} \circ)$. These have compressions $\alpha\beta$ and $\alpha\beta\gamma$ respectively. It is easy to verify that $\alpha\beta$ has nonzero A -residue as claimed.

5.2.52. Lemma. *If p is the compression of an injective syllable $\mathbf{p} := (\circ \xrightarrow{c_i} i \xrightarrow{\varepsilon} \circ)$, then $\text{grade } p = 2$.*

Proof. First we claim that it does not matter whether $\varepsilon = 0$ or $\varepsilon = 1$. Recall from Passage 5.2.38 the definition of f on the objects of \mathcal{C} (ie, on vertices). Since $d_i = 0$ by assumption, i does not represent the target of any commutativity relation and so certainly i is not an factorisable vertex. This implies the path q in the definition of $f(i)$ has positive length, and so $f(i) = f(i - 1)$, from which our claim follows. We therefore assume $\varepsilon = 0$ to ensure $t(p) = i$.

Let $x_1x_2x_3$ be the factorisable path (with elementary factors x_r) such that x_3 passes through i , and let q be the strict prefix of x_3 with $t(q) = i$. Necessarily, $\text{len } q > 0$ and $\text{grade } q = 1$.

Consider x_2q , whose target is i . We know x_2q has nonzero A -residue because it is a strict subpath of x_2x_3 . We deduce $p \geq x_2q$ and hence $\text{grade } p \geq \text{grade}(x_2q) = \text{grade}(x_2) + \text{grade}(q) = 2$ by monotonicity. But $\text{grade } p \leq 2$ because p has nonzero A -residue. We thus confirm $\text{grade } p = 2$. \square

5.2.53. Example. The compressions of injective syllables for our running example algebra A are $\alpha\beta$ and $\alpha\beta\gamma$. We verify in consultation with Figure 5.6 that these both do have grade 2.

5.2.54. Proposition. *Let \mathbf{p} be an injective syllable. If $\mathbf{p}\nabla^r$ is defined for all $r \geq 0$, then the forward orbit $(\mathbf{p}\nabla^r)_{r \geq 0}$ has no tail $(\mathbf{p}\nabla^r)_{r \gg 0}$ containing only interior syllables.*

Proof. If there exists no ∇ -cycle $\mathbf{u}_r \xrightarrow{\nabla} \mathbf{v}_r \xrightarrow{\nabla} \mathbf{u}_{r+1}$ ($r \in \mathbb{Z}$) of interior syllables lying on the same \mathcal{O} -component as \mathbf{p} then the claim follows automatically. Hence assume there does exist such a cycle.

There are only finitely many syllables (up to periodicity) and so there certainly exists a (periodic)

interior ∇ -cycle $(\mathbf{u}_1, \mathbf{v}_1, \dots, \mathbf{u}_m, \mathbf{v}_m)$, with underlying paths $u_1, v_1, \dots, u_m, v_m$. Associated to this cycle is a grading grade that we can carry over to syllables by stipulating that $\text{grade}(\mathbf{q})$ equals the grade of the compression of \mathbf{q} . Corollary 5.2.47 and Lemmas 5.2.49 and 5.2.52 combine to prove that (for any $r \in \mathbb{Z}$)

$$(\text{grade}(\mathbf{u}_r \nabla^s))_{s \geq 0} = (\text{grade}(\mathbf{v}_r \nabla^s))_{s \geq 0}$$

is consistently odd while $(\text{grade}(\mathbf{p} \nabla^s))_{s \geq 0}$ is consistently even.

We deduce that no \mathbf{u}_r or \mathbf{v}_r appears in $(\mathbf{p} \nabla^s)_{s \geq 0}$, from which the result follows.

5.2.55. Example: injective syllables and perturbation. The previous lemma addresses the behaviour of an injective syllable \mathbf{p} when only ∇ is applied, which is the typical behaviour of a column in the syzygy fabric. We know from previous discussion that the impact, if any, of a neighbouring column is to perturb syllables; that is, to change the stability term ε of a syllable $(i \xrightarrow{\ell} \circ \xrightarrow{\varepsilon} \circ)$ from 0 to 1. It is sensible to wonder what happens if some combination of ∇ and perturbation is applied to an injective syllable \mathbf{p} .

Recall our running example algebra A . The injective syllables of interest² of A are $(s(\alpha) \xrightarrow{\alpha\beta} \circ \xrightarrow{0} \circ)$ and $(s(\alpha) \xrightarrow{\alpha\beta} \circ \xrightarrow{1} \circ)$, the latter being the perturbation of the former. We calculate

$$(s(\alpha) \xrightarrow{\alpha\beta} \circ \xrightarrow{0} \circ) \xrightarrow{\nabla} (s(\gamma) \xrightarrow{\gamma} \circ \xrightarrow{0} \circ) \xrightarrow{\nabla} (s(\alpha) \xrightarrow{\alpha} \circ \xrightarrow{1} \circ).$$

The leftmost and middle of these syllables are interior, so can be perturbed to $(s(\alpha) \xrightarrow{\alpha\beta} \circ \xrightarrow{1} \circ) \notin \text{supp } \nabla$ and $(s(\gamma) \xrightarrow{\gamma} \circ \xrightarrow{1} \circ)$ respectively. The forward ∇ -orbit of the latter is as follows.

$$(s(\gamma) \xrightarrow{\gamma} \circ \xrightarrow{1} \circ) \xrightarrow{\nabla} (s(\beta) \xrightarrow{\varepsilon_s(\beta)} \circ \xrightarrow{1} \circ) \xrightarrow{\nabla} (s(\gamma) \xrightarrow{\gamma\alpha} \circ \xrightarrow{0} \circ). \quad (5.9)$$

Of these, only the rightmost is interior. Its perturbation is $(s(\gamma) \xrightarrow{\gamma\alpha} \circ \xrightarrow{1} \circ) \notin \text{supp } \nabla$.

The preceding calculation exhausts all possible combinations of ∇ and perturbation, starting from an injective syllable of interest. We highlight that nowhere in this calculation do $(s(\alpha) \xrightarrow{\alpha} \circ \xrightarrow{0} \circ)$ and $(s(\beta) \xrightarrow{\beta\gamma} \circ \xrightarrow{0} \circ)$ arise, these being the syllables on the only interior ∇ -cycle for A .

We find in this example that a stronger statement than the previous lemma holds. Not only does the ∇ -orbit of an injective syllable have no tails of interior syllables, as shown above, but moreover no amount of perturbation of such an orbit ever yields one with such a tail.

This stronger statement holds in all SB algebras we have ever considered, but if it is to be proven then some refinement of our grading will be necessary. To see this, consider the three syllables in (5.9). Their compressions are respectively $\gamma\alpha$, β and $\gamma\alpha$. These all have grade 1, as shown in Figure 5.6, and so grade alone cannot distinguish them from the syllables of an interior ∇ -cycle.

5.2.3 SB algebras with few vertices

We conjecture that injective modules over an SB algebra have finite syzygy type. A general proof eludes us but, using the tools developed in this thesis, we can address the situation for small SB algebras. This is the focus of this subsection.

In the following, as ever, $A = \mathbb{k}Q/\langle \rho \rangle$ is a basic, connected SB algebra with ordinary quiver Q . For convenience, we have $Q = \{1, 2, \dots, n\}$.

We also introduce some new notation regarding cycles; that is, paths whose source and target coincide.

² The algebra A has two other injective syllables $(\circ \xrightarrow{\delta^3} s(\delta) \xrightarrow{0} \circ)$ and $(\circ \xrightarrow{\delta^3} s(\delta) \xrightarrow{1} \circ)$, both of which lie on a different component \mathcal{D} of \mathcal{O} from the other syllables discussed. Because all vertices $i \in \mathcal{D}_0$ have $b_i = 1$, whenever $\mathbf{q} \nabla$ is defined for some syllable \mathbf{q} on \mathcal{D} , $\mathbf{q} \nabla$ is a boundary syllable, and therefore these injective syllables on \mathcal{D} satisfy the strengthened claims of this passage for more trivial reasons.

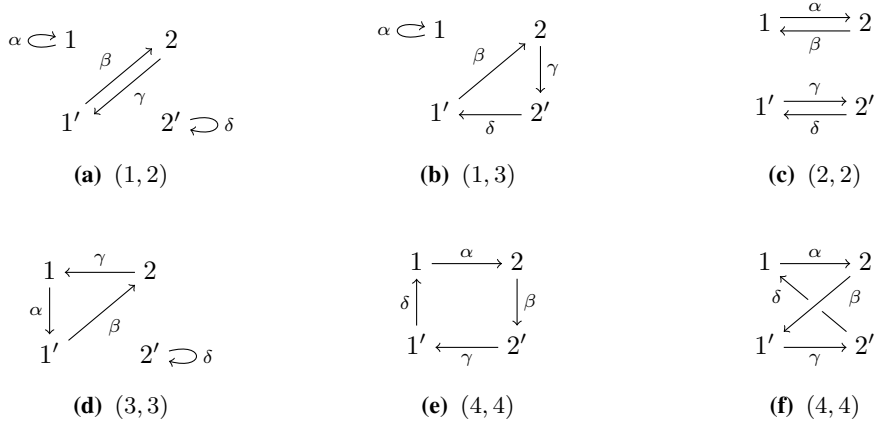


Figure 5.8. Candidate overquivers. Each is shown with its cycle-length profile $(\text{len } \sigma_1, \text{len } \sigma_{1'})$

For any cycle $\alpha_1\alpha_2\cdots\alpha_m$ with source and target i , we let $[\alpha_1\alpha_2\cdots\alpha_m]$ denote the equivalence class

$$[\alpha_1\alpha_2\cdots\alpha_m] := \{\alpha_1\alpha_2\alpha_3\cdots\alpha_{m-1}\alpha_m, \alpha_2\alpha_3\alpha_4\cdots\alpha_m\alpha_1, \dots, \alpha_m\alpha_1\alpha_2\cdots\alpha_{m-2}\alpha_{m-1}\}$$

of its rotates. Additionally, we will stipulate that $(\alpha_1\alpha_2\cdots\alpha_m)^0 := e_i$.

5.2.56. Lemma. *If Q has 2 vertices, then the indecomposable injective string modules for A have finite syzygy type and, dually, the indecomposable projective string modules have finite cosyzygy type.*

Proof. The dual result follows immediately from the first, since we may apply the first result to A^{op} and then use the vector-space duality functor D .

The rest of the proof is by brute force, requiring two stages. The first stage is to enumerate all possible permissible data for SB algebras on 2 vertices. We will do this over the coming paragraphs, using previous results to cut down our sample space. Once the list of cases has been scoped out, we then have to actually perform the calculations. This is the second stage. It only comprises direct computations of the sort that our SBStrips package performs easily. We relegate the outcomes of these straightforward efforts to Appendix A.

Towards enumerating all possible permissible data, let us first consider the pin graph Φ_A of A . This is necessarily a sub-1-regular quiver on 2 vertices and so has 0, 1 or 2 arrows. If Φ_A has 2 arrows, then A is necessarily selfinjective and the result follows. Similarly if Φ_A has 0 arrows, then A is necessarily monomial and the result follows. If it has 1 arrow that is not a loop, then Φ_A is acyclic and so A is syzygy-finite by Theorem 5.2.28. This only leaves the case that Φ_A comprises a single loop and a single isolated vertex; without loss of generality, we may assume $\Phi_A = (1 \curvearrowright 2)$.

Next, we find an overquiver \mathcal{O} and vertex exchange map \dagger compatible with Φ_A . Obviously \mathcal{O} is a 1-regular quiver on 4 vertices. Let $1, 1'$ and $2, 2'$ respectively be the two \mathcal{O} -vertices representing $1, 2 \in Q_0$. Compatibility with Φ_A requires that there be \mathcal{O} -paths p, q satisfying $\{s(p), s(q)\} = \{1, 1'\} = \{t(p), t(q)\}$ and satisfying $\text{len } p, \text{len } q \geq 2$. This implies the existence of \mathcal{O} -cycles at $1, 1'$, the shortest of which we will respectively denote by σ_1 and $\sigma_{1'}$; by exchanging 1 and $1'$ where necessary, we may assume $\text{len } \sigma_1 \leq \text{len } \sigma_{1'}$. Since cycles of distinct length are disjoint and disjoint cycles have no arrows in common, we deduce that

$$\text{len } \sigma_1 \neq \text{len } \sigma_{1'} \implies [\sigma_1] \neq [\sigma_{1'}] \implies (\text{len } \sigma_1) + (\text{len } \sigma_{1'}) \leq 4.$$

Consequently, we have $(\text{len } \sigma_1, \text{len } \sigma_{1'}) \in \{(1, 1), (1, 2), (1, 3), (2, 2), (3, 3), (4, 4)\}$.

If there were loops at 1 and $1'$, or if there were a 2-cycle $(1 \rightarrow 1' \rightarrow 1)$, then this would force Q to be disconnected. Therefore we can entirely eliminate the case $(\text{len } \sigma_1, \text{len } \sigma_{1'}) = (1, 1)$ and we can further constrain the case $(\text{len } \sigma_1, \text{len } \sigma_{1'}) = (2, 2)$.

Up to exchanging $1 \leftrightarrow 1'$ and $2 \leftrightarrow 2'$ if need be, the remaining possibilities for \mathcal{O} are shown exhaustively in Figure 5.8. Aside from Figures 5.8e and 5.8f where $(\text{len } \sigma_1, \text{len } \sigma_{1'}) = (4, 4)$, there is a unique possible overquiver for each potential cycle-length profile.

Henceforth fix some overquiver \mathcal{O} from among the candidates. Our next job is to determine the component set C ; in essence, this means finding the p and q mentioned above. These paths must be incomparable in $\text{Path}(\mathcal{O})$. If 1 and 1' lie on distinct connected components (as in the top row of Figure 5.8), then we may set simply $p := \sigma_1^r$ and $q := \sigma_{1'}^s$, (for exponents $r, s \geq 0$ independently chosen to ensure $\text{len } p, \text{len } q \geq 2$) and we will obtain the incomparability condition automatically. If 1 and 1' lie on the same connected component (as in the bottom row), then there are two cases to consider. Let u_1 and $u_{1'}$ respectively denote the shortest path $(1 \curvearrowright 1')$ and $(1' \curvearrowright 1)$. For some $r \geq 0$, our components are

$$\text{either } p := (u_1 u_{1'})^r u_1 \text{ and } q := (u_{1'} u_1)^r u_{1'} \quad \text{or } p := (u_1 u_{1'})^r \text{ and } q := (u_{1'} u_1)^r.$$

(In the first case, the total number of elementary factors u_i in each component is odd; in the second case, the number is even. In both cases, the exponent r must again be chosen to satisfy the length requirement.)

Once C is chosen, the final step is to compatibly choose the set N of nonzero paths (or, equivalently, its complement). This choice may be performed independently for each connected component of \mathcal{O} , and is subject to our usual convention that stationary paths are always nonzero. Besides that, compatibility with C requires that subpaths of component paths belong to N but strict superpaths of component paths do not. On connected components \mathcal{C} of \mathcal{O} that do feature a component path, this leaves only a finite number of choices for $\mathcal{C} \cap N$, since all sufficiently long paths are superpaths of a component path. On connected components that do not, our choice of $\mathcal{C} \cap N$ is unconstrained. The only such unconstrained connected components \mathcal{C} occur in the overquivers of Figures 5.8a and 5.8d, where they comprise a single arrow δ , therefore choosing $\mathcal{C} \cap N$ amounts to choosing some smallest positive power t of δ which lies outside N .

Taken altogether, this gives permissible data $(\mathcal{O}, N, C, \dagger)$ for A .

We know that there are finitely many options for \mathcal{O} . As we have seen above and will see in greater detail in Appendix A, for each of these options the component paths C as well as minimal elements of $N - \text{Path}(\mathcal{O})$ can be parameterised by integer exponents $r, s, t \geq 0$. The parameter space can be partitioned into finitely many regions, in each of which the behaviour can be described uniformly. This reduces the calculation to a finite effort, which we undertake in the appendix. \square

5.2.57. Theorem. *If Q has at most 2 vertices, then the indecomposable injective string modules for A have finite syzygy type and, dually, the indecomposable projective string modules have finite cosyzygy type.*

Proof. If Q has 1 vertex, then it is selfinjective or monomial and the claim holds. The 2-vertex case was settled in the previous lemma. \square

5.2.58. Corollary. *If Q has at most 2 vertices, then injectives generate and projectives cogenerate for A .*

Consequently A satisfies the big and little finitistic dimension conjectures under this hypothesis.

5.2.59. Remark. Our Lemma 5.2.56 is not technically a new result. Differing terminology aside, Salmerón proved in [Sal94] that the regular A -module has finite cosyzygy type, and thereby deduced that SB algebras on at most 2 vertices satisfy the little finitistic dimension conjecture.

Nonetheless, we include Lemma 5.2.56 and its proof for four reasons, the simplest reason being an aesthetic one: we believe that this proof beautifully uses the discrete information of a SB algebra that we have laboured to quantify. Each part of the permissible tuple $(\mathcal{O}, N, C, \dagger)$ is given its turn in the spotlight, as is the pin graph Φ_A .

The second reason is the obscurity of Salmerón's article. It features in a Mexican journal whose back-catalogue is not available online and which we could not access using the standard channels. We only know the contents of the paper because we contacted Salmerón directly and he generously replied with photographs of a printed copy. Indeed, we only know of the existence of the paper thanks to a passing reference in an article by Erdmann *et al* [EHIS04], in which an entirely different approach is used to show all SB algebras satisfy the little finitistic dimension conjecture. It appears that the ensuing focus in the literature on Erdmann *et al*'s finitistic conclusion has come at the expense of (ours and) Salmerón's syzygy-finiteness criterion. This is a wrong we are happy to right by recording a proof in an open-access thesis.

The third reason is a methodological one. Salmerón's approach was to represent string modules by string graphs in the conventional way and then determine their syzygies in the fashion that Liu and Morin would later formally codify [LM04], which is to say he wrote string graphs simply as juxtapositions of independent paths and their formal inverses but did not mark those syllables at the boundary of a string graph as different from those in the interior. Accordingly, he makes no acknowledgement of the pin-boundary phenomenon

over which we have agonised greatly. He describes performing the requisite calculations by hand but does not mention any effort to implement these calculations in a computer. We venture that our approach, which does highlight this important phenomenon and which has been realised computationally, is merit-worthy by being transparent and, thanks to the existence of SBStrips, practical.

The final, and most crucial, reason is independence. Our work arose independently of Salmerón's. It is true that we both explore the syzygy-finiteness of injectives and that we both reduce the amount of brute-force calculation required by using auxiliary results. Our auxiliary results (Corollary 5.2.29) and Salmerón's auxiliary result ([Sal94, Prop 2.1]) both find cases in which an SB algebra is (co)syzygy-finite. But his requires that no vertex of the ground quiver have total degree 4, which forces there to be no Φ_A -paths of length 2, which in particular implies that Φ_A is acyclic. This is the hypothesis of our auxiliary result, hence our reduction step generalises his. Not only did we prove the result independently of Salmerón, but we did so more economically than he did.

Appendix A

SB algebras with 2 vertices

Lemma 5.2.56 claims that the indecomposable injective string modules over a 2-vertex SB algebra A have finite syzygy type. Every SB algebra admits a pin graph Φ_A and permissible data $(\mathcal{O}, N, C, \dagger)$; the argument contained in Section 5.2.3 constraints what Φ_A and $(\mathcal{O}, N, C, \dagger)$ can be.

One constraint is that $\Phi_A = (1 \rightrightarrows 2)$, which forces the indecomposable injective E_1 at 1 is pin. This leaves E_2 as the only (indecomposable) injective string module up to isomorphism, reducing the necessary calculations to just the syzygies of this one module.

We have seen that only the overquivers in Figure 5.8 are possible; recall that these overquivers were labelled (a) through (f). We consider each overquiver \mathcal{O} in order, further subdividing each case using the finitely many families of choices of C compatible with a given \mathcal{O} and, then, the finitely many families of choices of N compatible with a given C .

We determine N by determining its complement $\text{Path}(\mathcal{O}) - N$. In addition to the strict superpaths of component paths, there may be other generators of the complement; by this, we mean additional \mathcal{O} -paths p that are incomparable to any component path, that satisfy $p \leq q \implies q \notin N$ and that are minimal with respect to this property.

In each instance, the members of C as well as the additional generators of $\text{Path}(\mathcal{O}) - N$ are parameterised by some nonnegative integers t, s, r each satisfying a situational lower bound. The author performed explicit calculations using the SBStrips package for small, explicit choices of parameters – roughly, those parameter choices in $\{(t, s, r) \in \mathbb{N}^3 : 0 \leq t + s + r \leq 10\}$. From this sample patterns became clear and it was possible to partition parameter space into finitely many regions, with the behaviour in any given region able to be written as a function of the parameters. Since SBStrips is unable to perform general symbolic calculation, the author subsequently had to verify by hand that, within any given region, the formulas given for syzygy behaviour were accurate.

As an example partition of parameter space, let us consider case (c)(iii). There are two regions of parameter space that are finite (each is in fact a singleton) while the remaining region is unbounded. By contrast, in case (a)(ii) there are five regions: two regions that are singletons; two unbounded regions where s and r may independently be arbitrarily large but t is fixed; and one region where each of t, s and r may independently take arbitrarily large values.

This exemplifies a general truth: in every case of parameter space, there is exactly one region where all parameters may independently take on arbitrarily large values. In regions other than that single “largest” unbounded region, at least one parameter forces the existence of a component of length 2 or a generator of $\text{Path}(\mathcal{O}) - N$ of length 1 or 2.

To record the indecomposable direct summands of syzygies of E_2 in each case, we will draw its *syzygy quiver*.¹ The vertices of the syzygy quiver in each case are the (isomorphism classes of) indecomposable modules occurring as direct summands of $\Omega^k E_2$ for some $k \geq 0$. We draw exactly m arrows $X \rightarrow Y$ iff $\Omega^1 X$ has exactly m direct summands isomorphic to Y . That only finitely many vertices appear in each quiver implies that E_2 is syzygy finite. The length of the longest simple path in this quiver will give the index at which the additive class of syzygies of E_2 stabilise, and the vertices on cycles in this quiver will give the direct summands of the additive generator of this stable class.

¹ Cibils originated this concept [Cib93, §5], but we prefer the variant of Howard [How15, §3] that permits multiple arrows between vertices since we believe it is more transparent.

For the sake of space, we will denote string modules just by their string graphs, and we will write strings graphs as words of paths and their formal inverses. Thus if $v_2 := (1 \xrightarrow{\alpha} 1 \xrightarrow{\beta} 2 \xleftarrow{\delta} 2 \xrightarrow{\gamma} 1 \xleftarrow{\alpha} 1 \xleftarrow{\gamma} 2)$, then $\text{Str } v_2$ will be simply reported as $(\alpha\beta)(\delta)^{-1}(\gamma)(\gamma\alpha)^{-1}$.

Overquiver (a)

Let \mathcal{O} be the overquiver in Figure 5.8a. The vertices 1 and 1' lie on distinct connected components, therefore any choice of components is of the form $C = \{\alpha^r, (\beta\gamma)^s\}$ for some $r \geq 2$ and $s \geq 1$. We also must add the generator δ^t of the complement, for some $t \geq 1$.

(i) Suppose there are no additional generators of $\text{Path}(\mathcal{O}) - N$.

Parameter values	Syzygy quiver	Legend
$t = 1, s \geq 1, r \geq 2$	E_2	
$t = 2, s \geq 1, r \geq 2$		$X := ((\beta\gamma)^{s-1}\beta)$ $Y := (\alpha^{r-1})$ $Z := ((\gamma\beta)^{s-1}\gamma)$
any other (t, s, r)		$X := ((\beta\gamma)^{s-1}\beta)$ $Y := (\delta)$ $Z := (\alpha^{r-1})$ $U := ((\gamma\beta)^{s-1})$

(ii) Suppose there is the additional generator $(\gamma\beta)^s$.

Parameter values	Syzygy quiver	Legend
$t = 1, s \geq 1, r \geq 2$	$E_2 \longrightarrow X \longrightarrow P_2$	$X := (\alpha^{r-1})$
$t = 2, s = 1, r = 2$		$X := (\alpha)(\gamma)^{-1}$
$t = 2,$ any other (s, r)		$X := ((\beta\gamma)^{s-1}),$ $Y := (\alpha^r)(\gamma)^{-1},$ $Z := ((\gamma\beta)^{s-1}\gamma)(\alpha^{r-1})^{-1}((\beta\gamma)^{s-1})$
$t = 3, s = 1, r = 2$		$X := (\delta^{t-2}),$ $Y := (\alpha)(\gamma)^{-1}$
any other (t, s, r)		$X := ((\beta\gamma)^{s-1}),$ $Y := (\delta^{t-2}),$ $Z := (\alpha^{r-1})(\gamma)^{-1},$ $U := ((\gamma\beta)^{s-1}\gamma)(\alpha)^{-1}((\beta\gamma)^{s-1})$

Overquiver (b)

Let \mathcal{O} be the overquiver in Figure 5.8b. The vertices 1 and 1' lie on distinct connected components, therefore any choice of components is of the form $C = \{\alpha^r, (\beta\gamma\delta)^s\}$ for some $r \geq 2$ and $s \geq 1$.

(i) Suppose there are no additional generators of $\text{Path}(\mathcal{O}) - N$.

Parameter values	Syzygy quiver	Legend
any (s, r)		$X := ((\beta\gamma\delta)^{s-1}\beta\gamma), Y := (\gamma),$ $Z := ((\gamma\delta\beta)^{s-1}\gamma\delta), U := (\alpha^{r-1})$

(ii) Suppose there is the additional generator $(\gamma\delta\beta)^s\gamma$.

Parameter values	Syzygy quiver	Legend
any (s, r)		$X := ((\beta\gamma\delta)^{s-1}\beta\gamma),$ $Y := ((\delta\beta\gamma)^{s-1}\delta\beta),$ $Z := ((\gamma\delta\beta)^{s-1}\gamma\delta), U := (\alpha^{r-1})$

(iii) Suppose there is the additional generator $(\gamma\delta\beta)^s$.

Parameter values	Syzygy quiver	Legend
$s = 1, r = 2$		$X := (\beta\gamma), Y := (\delta),$ $Z := (\gamma), U := (\gamma\delta),$ $V := (\alpha), W := (\alpha)(\gamma\delta)^{-1}$
any other (s, r)		$X := ((\beta\gamma\delta)^{s-1}), Y := ((\beta\gamma\delta)^{s-1}\beta\gamma),$ $Z := ((\delta\beta\gamma)^{s-1}\delta), U := (\gamma),$ $V := ((\gamma\delta\beta)^{s-1}\gamma\delta), W := (\alpha^{r-1}),$ $F := (\alpha^{r-1})(\gamma\delta)^{-1},$ $G := ((\gamma\delta\beta)^{s-1}\gamma\delta)(\alpha)^{-1}(\beta\gamma\delta)^{s-1}$

(iv) Suppose there is the additional generator $(\delta\beta\gamma)^s$.

Parameter values	Syzygy quiver	Legend
$s = 1, r = 2$		$X := (\beta), Y := (\delta\beta),$ $Z := (\delta)(\alpha)^{-1}, U := (\delta)(\alpha)^{-1}(\beta),$ $V := (\beta)(\alpha)^{-1}(\gamma\delta)^{-1}$

Parameter values	Syzygy quiver	Legend
any other (s, r)		$X := ((\beta\gamma\delta)^{s-1}\beta),$ $Y := ((\delta\beta\gamma)^{s-1}\delta\beta), Z := (\delta)(\alpha)^{-1},$ $U := (\delta)(\alpha)^{-1}(\beta),$ $V := ((\beta\gamma\delta)^{s-1}\beta)(\alpha)^{-1}((\delta\beta\gamma)^{s-1}\delta),$ $W := ((\beta\gamma\delta)^{s-1}\beta)(\alpha)^{-1}((\gamma\delta\beta)^{s-1}\gamma\delta)$

(v) Suppose there are the additional generators $(\gamma\delta\beta)^s$ and $(\delta\beta\gamma)^s$

Parameter values	Syzygy quiver	Legend
any (s, r)		$X := ((\beta\gamma\delta)^{s-1}\beta), Y := ((\delta\beta\gamma)^{s-1}\delta),$ $Z := (\delta)(\alpha^{r-1})^{-1},$ $U := ((\beta\gamma\delta)^{s-1}\beta\alpha)((\gamma\delta\beta)^{-1}\gamma\delta)^{-1}$

(vi) Suppose there is the additional generator $(\delta\beta\gamma)^{s-1}\delta\beta$.

Parameter values	Syzygy quiver	Legend
any (s, r)		$X := ((\beta\gamma\delta)^{s-1}), Y := (\alpha^r)(\gamma\delta)^{-1},$ $Z := ((\gamma\delta\beta)^{s-1}\gamma\delta)(\alpha)^{-1}((\beta\gamma\delta)^{s-1}),$ $U := (\alpha^{r-1})(\gamma\delta)^{-1}(\delta)(\alpha^{r-1})^{-1}$

Overquiver (c)

Let \mathcal{O} be the overquiver in Figure 5.8c. The vertices 1 and 1' lie on distinct connected components, therefore any choice of components is of the form $C = \{(\alpha\beta)^r, (\gamma\delta)^s\}$ for some $r \geq 1$ and $s \geq 1$.

By simultaneously exchanging $1 \leftrightarrow 1', 2 \leftrightarrow 2', \alpha \leftrightarrow \gamma$ and $\beta \leftrightarrow \delta$, we may assume that $1 \leq r \leq s$.

(i) Suppose there are no additional generators of $\text{Path}(\mathcal{O}) - N$.

Parameter values	Syzygy quiver	Legend
any (s, r)		$X := ((\delta\gamma)^{s-1}\delta),$ $Y := ((\gamma\delta)^{s-1}\gamma),$ $Z := ((\beta\alpha)^{r-1}\beta),$ $U := ((\alpha\beta)^{r-1}\alpha)$

(ii) Suppose there is the additional generator $(\beta\alpha)^r$.

Parameter values	Syzygy quiver	Legend
$s = 1, r = 1$		$X := (\gamma), Y := (\beta), Z := (\alpha)(\delta\gamma)^{-1}$

Parameter values	Syzygy quiver	Legend
$s = 2, r = 1$		$X := (\gamma), Y := (\gamma\delta\gamma), Z := (\beta),$ $U := (\delta\gamma\delta)(\beta)^{-1}, V := (\gamma\delta)(\beta)^{-1}$
any other (s, r)		$X := ((\gamma\delta)^{s-1}\gamma), Y := ((\beta\alpha)^{r-1}\beta),$ $Z := ((\alpha\beta)^{r-1}),$ $U := ((\delta\gamma)^{s-1}\delta)(\beta)^{-1},$ $V := ((\gamma\delta)^{r=1})(\beta)^{-1}, W := ((\alpha\beta)^{r-1}),$ $F := ((\beta\alpha)^{r-1}\beta)(\gamma\delta)^{-1}((\alpha\beta)^{r-1})$

(iii) Suppose there is the additional generator $(\delta\gamma)^s$

Parameter values	Syzygy quiver	Legend
$s = 1, r = 1$		$X := (\delta), Y := (\alpha), Z := (\beta\alpha)(\gamma)^{-1}$
$s = 2, r = 1$		$X := (\delta), Y := (\delta\gamma\delta), Z := (\gamma\delta),$ $U := (\alpha), V := (\delta)(\beta)^{-1},$ $W := (\gamma\delta)^{-1}(\alpha)$
other (s, r)		$X := ((\delta\gamma)^{s-1}\delta), Y := ((\gamma\delta)^{s-1}),$ $Z := ((\alpha\beta)^{r-1}\alpha),$ $U := (\delta)((\alpha\beta)^{r-1})^{-1},$ $V := (\delta)((\beta\alpha)^{r-1}\beta)^{-1},$ $W := ((\gamma\delta)^{r-1}),$ $F := ((\gamma\delta)^{r-1})(\alpha\beta)^{-1}((\delta\gamma)^{s-1}\delta)$

(iv) Suppose there exist additional generators $(\beta\alpha)^r$ and $(\gamma\delta)^s$.

Parameter values	Syzygy quiver	Legend
$s = 1, r = 1$		$X := (\beta)(\delta)^{-1},$ $Y := (\delta)(\beta)^{-1}(\delta)(\beta)^{-1}$
other (s, r)		$X := ((\gamma\delta)^{s-1}), Y := ((\alpha\beta)^{r-1}),$ $Z := (\delta)((\beta\alpha)^{r-1}\beta)^{-1},$ $U := ((\delta\gamma)^{s-1}\delta)(\beta)^{-1},$ $V := ((\delta\gamma)^{s-1}\delta)(\beta)^{-1}(\delta)((\beta\alpha)^{r-1}\beta)^{-1} :=$

Overquiver (d)

Let \mathcal{O} be the overquiver in Figure 5.8d. The vertices 1 and $1'$ lie on the same connected component. The shortest paths between them are $(1 \xrightarrow{\alpha} 1')$ and $(1' \xrightarrow{\beta\gamma} 1)$. The components can either be factorised into an even number of these paths or an odd number. In the even case, the component set is of the form $C = \{(\alpha\beta\gamma)^r, (\gamma\alpha\beta)^r\}$ for some $r \geq 1$. In the odd case, it has the form $C = \{(\alpha\beta\gamma)^r\alpha, (\beta\gamma\alpha)^r\beta\gamma\}$ for some $r \geq 1$. In either case, we must also add a generator δ^s of the complement, for some $s \geq 1$.

(i) In the even case suppose there are no additional generators.

Parameter values	Syzygy quiver	Legend
$s = 1, r \geq 1$	E_2	
$s = 2, r \geq 2$		$X := ((\alpha\beta\gamma)^{r-1}\alpha\beta),$ $Y := ((\gamma\alpha\beta)^{r-1}\gamma\alpha)$
any other (s, r)		$X := ((\alpha\beta\gamma)^{r-1}\alpha\beta),$ $Y := (\delta^{s-2}),$ $Z := ((\gamma\alpha\beta)^{r-1}\gamma\alpha)$

(ii) In the even case, suppose there is the additional generator $(\gamma\alpha\beta)^r$.

Parameter values	Syzygy quiver	Legend
$s = 1, r \geq 1$	$E_2 \longrightarrow X$	$X := ((\beta\gamma\alpha)^{r-1}\beta\gamma)$
$s = 2, r \geq 2$		$X := ((\gamma\alpha\beta)^{r-1}\gamma\alpha),$ $Y := ((\beta\gamma\alpha)^{r-1}\beta\gamma)$
any other (s, r)		$X := (\delta^{s-2}),$ $Y := ((\gamma\alpha\beta)^{r-1}\gamma\alpha),$ $Z := ((\beta\gamma\alpha)^{r-1}\beta\gamma)$

(iii) In the odd case, suppose there are no additional generators.

Parameter values	Syzygy quiver	Legend
$r = 1, s = 1$		$X := (\gamma), Y := (\beta\gamma)$
$r = 1, s = 2$		$X := ((\gamma\alpha\beta)\gamma),$ $Y := (\beta\gamma)$

Parameter values	Syzygy quiver	Legend
$r = 1, s \geq 3$		$X := (\delta^{s-2}),$ $Y := (\gamma\alpha\beta\gamma),$ $Z := (\beta\gamma)$
$r \geq 2, s = 1$		$X := (\gamma), Y := (\beta\gamma),$ $Z := ((\beta\gamma\alpha)^{r-1}\beta\gamma)$
$r \geq 2, s = 2$		$X := ((\gamma\alpha\beta)^r\gamma), Y := (\beta\gamma),$ $Z := ((\beta\gamma\alpha)^{r-1}\beta\gamma)$
any other (r, s)		$X := (\delta^{s-1}),$ $Y := ((\gamma\alpha\beta)^s\gamma),$ $Z := (\beta\gamma),$ $U := ((\beta\gamma\alpha)^{r-1}\beta\gamma)$

Overquiver (e)

Let \mathcal{O} be the overquiver in Figure 5.8e. The vertices 1 and $1'$ lie on the same connected component. The shortest paths between them are $(1 \xrightarrow{\alpha\beta\gamma} 1')$ and $(1' \xrightarrow{\delta} 1)$. The components can either be factorised into an even number of these paths or an odd number. In the even case, the component set is of the form $C = \{(\alpha\beta\gamma\delta)^r, (\delta\alpha\beta\gamma)^r\}$ for some $r \geq 1$. In the odd case, it has the form $C = \{(\alpha\beta\gamma\delta)^r\alpha\beta\gamma, (\delta\alpha\beta\gamma)^r\delta\}$ for some $r \geq 0$.

- (i) In the even case, suppose there are no additional generators.

Parameter values	Syzygy quiver	Legend
any r		$X := (\beta), Y := ((\beta\gamma\delta\alpha)^{r-1}\beta\gamma\delta),$ $Z := ((\delta\alpha\beta\gamma)^{r-1}\delta\alpha\beta)$

- (ii) In the even case, suppose there is the additional generator $(\beta\gamma\delta\alpha)^r\beta$.

Parameter values	Syzygy quiver	Legend
any r		$X := ((\gamma\delta\alpha\beta)^{r-1}\gamma\delta\alpha),$ $Y := ((\beta\gamma\delta\alpha)^{r-1}\beta\gamma\delta),$ $Z := ((\delta\alpha\beta\gamma)^{r-1}\delta\alpha\beta)$

- (iii) In the even case, suppose there is the additional generator $(\beta\gamma\delta\alpha)^r$.

Parameter values	Syzygy quiver	Legend
any r		$X := ((\gamma\delta\alpha\beta)^{r-1}\gamma\delta), Y := (\beta),$ $Z := ((\beta\gamma\delta\alpha)^{r-1}\beta\gamma\delta),$ $U := ((\delta\alpha\beta\gamma)^{r-1}\delta),$ $V := ((\delta\alpha\beta\gamma)^{r-1}\delta\alpha\beta),$ $W := ((\beta\gamma\delta\alpha)^{r-1}\gamma\delta\alpha)(\beta\gamma)^{-1}$

(iv) In the even case, suppose that there is the additional generator $(\gamma\delta\alpha\beta)^r$.

Parameter values	Syzygy quiver	Legend
any r		$X := ((\gamma\delta\alpha\beta)^{r-1}\gamma\delta\alpha),$ $Y := ((\delta\alpha\beta\gamma)^{r-1}\delta\alpha),$ $Z := (\gamma)((\gamma\delta\alpha\beta)^{r-1}\gamma\delta)^{-1},$ $U := (\gamma)((\beta\gamma\delta\alpha)^{r-1}\beta\gamma\delta)^{-1},$ $V := ((\delta\alpha\beta\gamma)^{r-1})$

(v) In the even case, suppose that there are the additional generators $(\beta\gamma\delta\alpha)^r$ and $(\gamma\delta\alpha\beta)^r$.

Parameter values	Syzygy quiver	Legend
any $r \geq 0$		$X := ((\gamma\delta\alpha\beta)^{r-1}\gamma\delta),$ $Y := ((\delta\alpha\beta\gamma)^{r-1}\delta\alpha),$ $Z := ((\delta\gamma\delta\alpha)^{r-1}\beta\gamma\delta)(\gamma)^{-1}$

(vi) In the even case, suppose that there is the additional generator $(\gamma\delta\alpha\beta)^{r-1}\gamma\delta\alpha$.

Parameter values	Syzygy quiver	Legend
any r		$X := ((\delta\alpha\beta\gamma)^{r-1}\delta),$ $Y := ((\beta\gamma\delta\alpha)^{r-1}\beta\gamma\delta)(\beta\gamma)^{-1},$ $Z := ((\beta\gamma\delta\alpha)^{r-1}\beta\gamma\delta)(\beta\gamma)^{-1}(\gamma)((\beta\gamma\delta\alpha)^{r-1}\beta\gamma\delta)^{-1}$

(vii) In the odd case, suppose that there are no additional generators.

Parameter values	Syzygy quiver	Legend
$r \geq 1$		$X := ((\alpha\beta\gamma\delta)^r)(\alpha\beta\gamma)^{-1}((\delta\alpha\beta\gamma)^r),$ $Y := ((\alpha\beta\gamma\delta)^r)(\beta\gamma)^{-1}(\gamma)((\alpha\beta\gamma\delta)^r)^{-1}$

Overquiver (f)

Let \mathcal{O} be the overquiver in Figure 5.8f. The vertices 1 and $1'$ lie on the same connected component. The shortest paths between them are $(1 \xrightarrow{\alpha\beta} 1')$ and $(1' \xrightarrow{\gamma\delta} 1)$. The components can either be factorised into an even number of these paths or an odd number. In the even case, the component set is of the form $C = \{(\alpha\beta\gamma\delta)^r, (\gamma\delta\alpha\beta)^r\}$ for some $r \geq 1$. In the odd case, it has the form $C = \{(\alpha\beta\gamma\delta)^r\alpha\beta, (\gamma\delta\alpha\beta)^r\gamma\delta\}$ for some $r \geq 0$.

Simultaneously exchanging $1 \leftrightarrow 1', 2 \leftrightarrow 2', \alpha \leftrightarrow \gamma, \beta \leftrightarrow \delta$ yields an automorphism of \mathcal{O} which fixes

C and which respects Φ . Therefore, we need only consider choices of N up to this symmetry.

(i) In the even case, suppose that there are no additional generators.

Parameter values	Syzygy quiver	Legend
any r		Legend $X := ((\delta\alpha\beta\gamma)^{r-1}\delta\alpha\beta),$ $Y := ((\alpha\beta\gamma\delta)^{r-1}\alpha\beta\gamma),$ $Z := ((\beta\gamma\delta\alpha)^{r-1}\beta\gamma\delta),$ $U := ((\gamma\delta\alpha\beta)^{r-1}\gamma\delta\alpha)((\delta\alpha\beta\gamma)^r)^{-1}$

(ii) In the even case, suppose that there is the additional generator $(\beta\gamma\delta\alpha)^r$.

Parameter values	Syzygy quiver	Legend
any r		Legend $X := ((\delta\alpha\beta\gamma)^{r-1}\delta\alpha\beta),$ $Y := ((\alpha\beta\gamma\delta)^{r-1}\alpha\beta\gamma),$ $Z := ((\gamma\delta\alpha\beta)^{r-1}\gamma\delta),$ $U := ((\beta\gamma\delta\alpha)^{r-1}\beta\gamma\delta)(\beta)^{-1}$

(iii) In the even case, suppose there are the additional generators $(\beta\gamma\delta\alpha)^r$ and $(\delta\alpha\beta\gamma)^r$.

Parameter values	Syzygy quiver	Legend
any r		Legend $X := ((\alpha\beta\gamma\delta)^{r-1}\alpha\beta),$ $Y := ((\gamma\delta\alpha\beta)^{r-1}\gamma\delta),$ $Z := ((\delta\alpha\beta\gamma)^{r-1}\delta\alpha\beta)(\delta)^{-1},$ $U := ((\beta\gamma\delta\alpha)^{r-1}\beta\gamma\delta)(\beta)^{-1},$ $V := ((\beta\gamma\delta\alpha)^{r-1}\beta\gamma\delta)(\beta)^{-1}(\delta)((\delta\alpha\beta\gamma)^{r-1}\delta\alpha\beta)$

(iv) In the odd case, suppose there are no additional generators.

Parameter values	Syzygy quiver	Legend
any r		Legend $X := ((\delta\alpha\beta\gamma)^r\delta),$ $Y := ((\alpha\beta\gamma\delta)^r\alpha),$ $Z := ((\beta\gamma\delta\alpha)^r\beta),$ $U := ((\gamma\delta\alpha\beta)^r\gamma)$

(v) In the odd case, suppose there is the additional generator $(\beta\gamma\delta\alpha)^r\beta\gamma$.

Parameter values	Syzygy quiver	Legend
$r \geq 0$		Legend $X := ((\delta\alpha\beta\gamma)^r\delta), Y := ((\alpha\beta\gamma\delta)^r\alpha),$ $Z := ((\gamma\delta\alpha\beta)^{r-1}),$ $U := ((\beta\gamma\delta\alpha)^{r-1}\beta)(\delta)^{-1}$

(vi) In the odd case, suppose there are the additional generators $(\beta\gamma\delta\alpha)^r\beta\gamma$ and $(\delta\alpha\beta\gamma)^r\delta\alpha$.

Parameter values	Syzygy quiver	Legend
$r = 0$		$X := (\beta)(\delta)^{-1},$ $Y := (\delta)(\beta)^{-1}(\delta)(\beta)^{-1}$
any other r		$X := ((\alpha\beta\gamma\delta)^r),$ $Y := ((\gamma\delta\alpha\beta)^r),$ $Z := ((\beta\gamma\delta\alpha)^r\beta)(\delta)^{-1},$ $U := ((\delta\alpha\beta\gamma)^r\delta)(\beta)^{-1},$ $V := ((\delta\alpha\beta\gamma)^r\delta)(\beta)^{-1}(\delta)((\beta\gamma\delta\alpha)^r\beta)^{-1}$

Appendix B

SBStrips documentation

Here we include the documentation of the SBStrips package.

Abstract

String modules for special biserial (SB) algebras are represented by string graphs. Many modules related to a given string module, including its syzygy, transpose and vector-space dual and hence Auslander-Reiten translate and inverse translate, are also string modules. These related modules can be calculated combinatorially rather than algebraically. SBStrips implements this functionality in GAP, representing string graphs as objects called *strips*. It includes some tests for associated properties such as syzygy type, delooping level and weak periodicity.

SBStrips also includes bookkeeping functionality for multisets, which it calls *collected lists*, and it integrates with (and depends on) the QPA package for quiver algebras and their modules.

Copyright

© 2020-2021 Joe Allen

Acknowledgements

I thank my fellow members of "Team Splendid" – Prof Jeremy Rickard, Dr Simon Peacock, Charley Cummings and Luke Kershaw – for countless engaging conversations about representation theory, programming and much else besides. In particular I thank my PhD supervisor Jeremy, on whom I inflicted multiple early iterations of SBStrips, for his time and comments and my "big brother" Simon for helping me organise the SBStrips website. This package was much worse before their feedback.

Additionally, I received help understanding GAPDoc from Prof Max Horn and Dr Frank Lübeck, the latter of whom wrote the `makeDocrel.g` file included in this package. I am grateful to them both.

Colophon

This package was created during the author's doctoral studies at the University of Bristol.

Contents

1	Introduction	5
1.1	Aim	5
1.2	Some historical context	5
1.3	Why "strips", not "strings"?	5
1.4	Installation	6
1.5	InfoSBStrips	6
2	Worked example	7
2.1	How to teach a special biserial algebra to GAP using quivers (from QPA)	7
2.2	How to teach a string (graph) to GAP using strips.	8
2.3	How to calculate syzygies of string(modules)s using strips	9
2.4	Aside: How to calculate N th syzygies efficiently for large N	10
2.5	How to call the strips representing simple, projective and injective (string) modules	11
2.6	Some inbuilt tests for string modules using strips	12
2.7	How to turn a strip into a quiver representation	17
3	Mathematical background	18
3.1	Finite-dimensional algebras	18
3.2	Modules and bound quiver representations	18
3.3	Syzygies and related constructions	19
3.4	Special biserial algebras	21
3.5	String modules for special biserial algebras	21
4	Strips	22
4.1	Introduction	22
4.2	Constructing strips	22
4.3	Canonical strips	23
4.4	Attributes and properties of strips	24
4.5	Operation on strips	25
4.6	Tests on an SB algebra that use strips	28
5	QPA utilities	29
5.1	Introduction	29
5.2	Utilities for 1-regular quivers	29
5.3	Utilities for SB quivers	30
5.4	Miscellaneous utilities for QPA	31

<i>SBSrips</i>	4
6 Miscellaneous utilities	33
6.1 Collected lists	33
A Example algebras	37
A.1 The function	37
A.2 The algebras	37
References	41
Index	42

Chapter 1

Introduction

1.1 Aim

The aim of the `SBStrips` package is to calculate syzygies of string modules over special biserial (SB) algebras in a user-friendly way.

1.2 Some historical context

Special biserial algebras are a combinatorially-defined class of finite-dimensional K -algebras (over some field K , often assumed algebraically closed), which have been the object of much study. Among other results, their indecomposable finite-dimensional modules have been entirely classified into three sorts, one of which are the *string modules*. These are so called because their module structure is characterised by certain decorated graphs. In the literature these graphs are called *strings* but, for our convenience (shortly to be justified), we will call them *string graphs*.

Liu and Morin [LM04] proved that the syzygy $\Omega^1(X)$ of a string module X is a direct sum of indecomposable string modules. Their proof is constructive and elementary: the former, because it explicitly gives the string graphs describing each summand of $\Omega^1(X)$ from that describing X , and the latter, because they cleverly choose a basis of the projective cover $P(X)$ of X which disjointly combines bases of $\Omega^1(X)$ and X . In particular, their proof is valid regardless of the characteristic of the field K or whether it is algebraically closed. Consequently, we can argue that, in a very strong way, "taking the syzygy of a string module" is a (many-valued) combinatorial operation on combinatorial objects, not an algebraic one on algebraic objects.

This package implements that operation effectively. However, instead of the slightly naive notation/formalism used in the above article, `SBStrips` uses an alternative, more efficient, framework developed by the author during his doctoral studies. More precisely, the author devised a theoretical framework (to prove mathematical theorems) in that this package models. This theoretical framework was created with syzygy-taking in mind.

1.3 Why "strips", not "strings"?

Mantra:

If whenever you read the word "strip" in this package, you imagine that it means the kind of decorated graph that representation theorists call a "string", then you won't go too far wrong.

Liu and Morin's aforementioned paper exploits a kind of alternating behavior, manifesting from one syzygy to the next. Through much trial and error, the author found patterns only apparent over a greater "timescale". It rapidly became impractical to *describe* these greater patterns using the classical notation for strips, let alone to *rigorously prove* statements about them. From this necessity was born the SBStrips package – or, rather, the abstract framework underpinning it.

One crucial aspect in this framework is that string graphs are refined into objects called *strips*. This refinement is technical, does not break any new ground mathematically – it largely amounts to disambiguation and some algorithmic choice-making – and so we keep it behind the scenes.

The SBStrips user may safely assume that *strip* (or `ISStripRep`) simply means the kind of object that GAP uses to represent string graphs for SB algebras. As an added bonus, this name avoids a clash with those objects that GAP already calls "strings"!

1.4 Installation

The SBStrips package was designed for version 4.11 of GAP; the author makes no promises about compatibility with previous versions. It requires version 1.30 of QPA and version 1.6 of GAP-DOC. It is presently distributed in `tar.gz` and `zip` formats. These may be downloaded from <https://github.com/jw-allen/sbstrips/releases> (be sure to download the latest version!), and then unpacked into the user's `pkg` directory.

1.5 InfoSBStrips

1.5.1 InfoSBStrips

▷ InfoSBStrips

(info class)

Returns: nothing.

The InfoClass for the SBStrips package. The default value is 1. Integer values from 0 to 4 inclusive are supported, offering increasingly verbose information about SBStrips' inner working. (When set to 0, no information is printed.)

Chapter 2

Worked example

Many people learn by doing. This chapter is for them. Here, we provide a guided tour of the the SBStrips package together with commentary.

2.1 How to teach a special biserial algebra to GAP using quivers (from QPA)

Before discussing string modules, we have to specify a SB algebra to GAP. We use functionality from the QPA package for this. Indeed, our GAP definition of SB algebra is an object for which `IsSpecialBiserialAlgebra (QPA: IsSpecialBiserialAlgebra)` returns true.

The first step is to define the presenting quiver `quiv1`. We use just one of the many methods QPA affords; see `Quiver (QPA: Quiver no. of vertices, list of arrows)` for details.

```
Example
gap> quiv1 := Quiver( 2,
> [ [ 1, 1, "a" ], [ 1, 2, "b" ], [ 2, 1, "c" ], [ 2, 2, "d" ] ]
> );
<quiver with 2 vertices and 4 arrows>
```

The second step is to create a path algebra `pa1`. We need the quiver `quiv1` that we just created and some field. For convenience, take `Rationals` (the \mathbb{Q} object in GAP).

```
Example
gap> pa1 := PathAlgebra( Rationals, quiv1 );
<Rationals[<quiver with 2 vertices and 4 arrows>]>
```

The third step is to define a list `rels` of relations over that path algebra. Relations are linear combinations of paths in `pa1`. The addition, subtraction and multiplication of elements can be performed using `+`, `-` and `*`, as normal. Paths are `*`-products of arrows in `pa1`. For details on refer to arrows of `pa1`, see `. (QPA: . for a path algebra)`.

```
Example
gap> rels := [ pa1.a * pa1.a, pa1.b * pa1.d,
>             pa1.c * pa1.b, pa1.d * pa1.c,
>             pa1.c * pa1.a * pa1.b, (pa1.d)^4,
>             pa1.a * pa1.b * pa1.c - pa1.b * pa1.c * pa1.a ];
[ (1)*a^2, (1)*b*d, (1)*c*b, (1)*d*c, (1)*c*a*b, (1)*d^4,
  (1)*a*b*c+(-1)*b*c*a ]
```


We impose a rule on the relations: *they must be monomial relations or commutativity relations*. This imposition causes no mathematical loss of generality, of course.

The fourth step is to create the ideal `ideal` generated by the relations and to tell GAP that the relations form a Gröbner basis of `ideal`.

Example

```
gap> gb := GBNPGroebnerBasis( rels, pa1 );
[ (1)*a^2, (1)*b*d, (1)*c*b, (1)*d*c, (-1)*a*b*c+(1)*b*c*a, (1)*c*a*b,
  (1)*d^4 ]
gap> ideal := Ideal( pa1, gb );
<two-sided ideal in <Rationals[<quiver with 2 vertices and 4 arrows>]>,
  (7 generators)>
gap> GroebnerBasis( ideal, gb );
<complete two-sided Groebner basis containing 7 elements>
```

The final step is to quotient `pa1` by `ideal`, and hence finally obtain the SB algebra object `alg1`

Example

```
gap> alg1 := pa1/ideal;
<Rationals[<quiver with 2 vertices and 4 arrows>]/
<two-sided ideal in <Rationals[<quiver with 2 vertices and 4 arrows>]>,
  (7 generators)>>
```

(This algebra is the same as `SBStripsExampleAlgebra(1)`. See [A.2.1](#) for more information.)

2.2 How to teach a string (graph) to GAP using strips.

We continue with the example SB algebra `alg1`, created in the previous section.

Consider the following string (graph) for `alg1`.

$$1 \xleftarrow{a} 1 \xrightarrow{b} 2 \xrightarrow{c} 1 \xleftarrow{a} 1 \xrightarrow{b} 2 \xleftarrow{d} 2 \xrightarrow{c} 1 \xleftarrow{a} 1 \xleftarrow{c} 2 \xrightarrow{d} 2$$

Reading from left to right, the first arrow in this string graph is a and it has exponent -1 (which means it points to the left, the negative direction). It's followed by 2 arrows with positive exponent (which we record as the positive integer "2"), then 1 with negative exponent (recorded as negative integer "-1"), then 1 positive ("1"), 1 negative ("-1"), 1 positive ("1"), 2 negative ("-2") and 1 positive ("1").

This is the information used when specifying the string graph to `SBStrips`. The operation `Stripify` (4.2.1) returns the strip representing this string graph. What gets printed is the formal word associated to the original string graph.

Example

```
gap> s := Stripify( alg1.a, -1, [ 2, -1, 1, -1, 1, -2, 1 ] );
(a)^-1(b*c) (a)^-1(b) (d)^-1(c) (c*a)^-1(d)
gap> IsStripRep( s );
true;
```

The reader will note that reading the string graph "from left to right" a moment ago was only possible of how the graph was written on the page. That same graph may be written equally well in the "reflected" format, as follows.

$$2 \xleftarrow{d} 2 \xrightarrow{c} 1 \xrightarrow{a} 1 \xleftarrow{c} 2 \xrightarrow{d} 2 \xleftarrow{b} 1 \xrightarrow{a} 1 \xleftarrow{c} 2 \xleftarrow{b} 1 \xrightarrow{a} 1$$

This gives us different defining data for the string. However, `SBStrips` is smart enough to know that these two are representations of the same object.

Example

```
gap> t := Stripify( alg1.d, -1, [ 2, -1, 1, -1, 1, -2, 1 ] );
(d)^-1(c*a) (c)^-1(d) (b)^-1(a) (b*c)^-1(a)
gap> s = t;
true
```

2.3 How to calculate syzygies of string(modules)s using strips

We continue with the strip s for the SB algebra alg1 from the previous sections.

We know that s represents some (string) module X for alg1 . The syzygy of that string module X is a direct sum of indecomposable string modules, each of which may be represented by string graph. Those string graphs, or rather strips representing them, can be calculated directly from s . This is the heart of the SBStrips package!

So, let's start calculating the "syzygy strips" of s . This calls for the attribute `SyzygyOfStrip` (4.5.1), which returns a list of strips, one for each indecomposable direct summand of the syzygy of its input.

Example

```
gap> SyzygyOfStrip( s );
[ (v2)^-1(c) (a)^-1(b*c) (c*a)^-1(d^2), (a)^-1(v1), (d)^-1(v2) ]
gap> Length( last );
3
```

The call to `Length` (**Reference: Length**) reveals that the the syzygy of s has 3 indecomposable summands.

Of course, there's no reason to stop at 1st syzygies. SBStrips is able to take N th syzygies very easily for $N \geq 0$. For example, we can calculate the 4th syzygy of s as follows.

Example

```
gap> 4th_syz := NthSyzygyOfStrip( s, 4 );
[ (v2)^-1(c*a) (c)^-1(v2), (v2)^-1(d^2), (a)^-1(v1), (v2)^-1(d^2),
(a)^-1(b*c) (a)^-1(v1), (d^2)^-1(v2), (v1)^-1(a), (v2)^-1(v2),
(v2)^-1(c) (c*a)^-1(v2), (v1)^-1(a), (v2)^-1(v2),
(v2)^-1(c) (c*a)^-1(v2), (v2)^-1(v2), (a)^-1(v1),
(v2)^-1(c*a) (c)^-1(v2), (v2)^-1(d), (a)^-1(v1), (v2)^-1(d^2),
(a)^-1(v1), (d^2)^-1(v2) ]
gap> Length( 4th_syz );
20
```

We find that the 4th syzygy of s has 20 indecomposable direct summands.

The reader will spot that many strips appear multiple times in `4th_syz`. If you want to remove duplicates, then the most efficient way is with `Set` (**Reference: Set**). (Mathematically, this is like asking for just the isomorphism types of modules in the 4th syzygy of the module represented by s , ignoring how often that type is witnessed.)

Alternatively, you can use `Collected` (**Reference: Collected**), which turns the list into something that a mathematician might call a multiset. This means that the distinct strips are recorded along with their frequency in the list. For example, the second output below means that $(v2)^{-1}(v2)$ occurs 3 times in `4th_syz` while $(v1)^{-1}(a)$ occurs 6 times.

Example

```
gap> Set( 4th_syz );
[ (v2)^-1(v2), (v1)^-1(a), (v2)^-1(d), (v2)^-1(d^2),
```

```

(v2)^-1(c*a) (c)^-1(v2), (a)^-1(b*c) (a)^-1(v1) ]
gap> Collected( 4th_syz );
[ [ (v2)^-1(v2), 3 ], [ (v1)^-1(a), 6 ], [ (v2)^-1(d), 1 ],
  [ (v2)^-1(d^2), 5 ], [ (v2)^-1(c*a) (c)^-1(v2), 4 ],
  [ (a)^-1(b*c) (a)^-1(v1), 1 ] ]

```

This package uses the term *collected lists* for these multisets, and it offers several built-in functionalities for calculating collected lists of syzygies. Principal among these are `CollectedSyzygyOfStrip` (4.5.3) and `CollectedNthSyzygyOfStrip` (4.5.4).

```

Example
gap> CollectedSyzygyOfStrip( s );
[ [ (a)^-1(v1), 1 ], [ (d)^-1(v2), 1 ],
  [ (v2)^-1(c) (a)^-1(b*c) (c*a)^-1(d^2), 1 ] ]
gap> CollectedNthSyzygyOfStrip( s, 4 );
[ [ (v2)^-1(c) (c*a)^-1(v2), 4 ], [ (v2)^-1(v2), 3 ],
  [ (v1)^-1(a), 6 ], [ (v2)^-1(d^2), 5 ], [ (v2)^-1(d), 1 ],
  [ (a)^-1(b*c) (a)^-1(v1), 1 ] ]

```

The author recommends that, if calculating k th syzygies for large k (say $k \geq 10$), you use a Collected method. Details can be found in 6.1.

2.4 Aside: How to calculate N th syzygies efficiently for large N

This section is a short digression, more philosophical than computational.

A central point of the author's doctoral studies (refer [All21]) is that the syzygies of a string module should be arranged in a particular format. (A little more specifically, they should be written into a certain kind of array.) Most of the time this format does not print nicely onto the Euclidean plane so, sadly, there is little hope of GAP displaying syzygies in the most "optimal" way. The closest it can get – which is not very close at all, frankly – is the list format returned by `SyzygyOfStrip` or `NthSyzygyOfStrip`. However, this format compresses lots into a single line. This loses information and becomes a very inefficient way to store data (let alone compute with them). By using functions like `Collected`, `CollectedSyzygyOfStrip` and `CollectedNthSyzygyOfStrip`, we lose what little information the list presentation holds onto, but we streamline out calculations greatly.

To see this, let `s` be the example strip from above and consider the 20th syzygy of `s`. The following calculation shows that it has 344732 distinct summands (many of which will be isomorphic). On the author's device, this took over 2 minutes to perform.

```

Example
gap> NthSyzygyOfStrip( s, 20 );
gap> time;
130250
gap> Length( last2 );
344732

```

Compare this with a `Collected` approach, wherein the 20th syzygy was calculated in a heartbeat and the 200th syzygy is not much more. For comparison, and as a small boast, we also include times for the 2000th, 20000th and 200000th syzygies for comparison.

```

Example
gap> CollectedNthSyzygyOfStrip( s, 20 );
[ [ (v2)^-1(c) (c*a)^-1(v2), 66012 ], [ (v2)^-1(v2), 55403 ],

```

```

[ (v1)^-1(a), 121414 ], [ (v2)^-1(d^2), 101901 ], [ (v2)^-1(d), 1 ],
[ (a)^-1(b*c) (a)^-1(v1), 1 ] ]
gap> time;
62
gap> CollectedNthSyzygyOfStrip( s, 200 );
[ [ (v2)^-1(c) (c*a)^-1(v2),
    28610320653810477165032088685001500201865067503083660 ],
  [ (v2)^-1(v2), 24012263187173292438733091914788756514219413052446981 ]
  ,
  [ (v1)^-1(a), 52622583840983769603765180599790256716084480555530640 ],
  [ (v2)^-1(d^2), 44165437642884416151601614150885951220530708429827491
    ], [ (v2)^-1(d), 1 ], [ (a)^-1(b*c) (a)^-1(v1), 1 ] ]
gap> time;
547
gap> CollectedNthSyzygyOfStrip( s, 2000 );; time;
5422
gap> CollectedNthSyzygyOfStrip( s, 20000 );; time;
54172
gap> CollectedNthSyzygyOfStrip( s, 200000 );; time;
548922

```

We warn the reader that, even in this easier-to-store collected form, the integers involved may become too big for GAP to handle. Effective book-keeping only *increases* the upper bound on information we can store; it doesn't *remove* it!

2.5 How to call the strips representing simple, projective and injective (string) modules

We continue with the SB algebra `alg1` from before which, we remind the reader, was defined in terms of the quiver `quiv1`. There is nothing very special about the running example strip `s` that previous sections have focussed on. The associated string module is certainly not canonical in any way.

However, there are some string modules which really *are* canonical for one reason or another, and which `SBStrips` has methods to call. This includes the simple modules and, more generally, uniserial modules. It also includes the indecomposable projective or injective modules, provided that they are string modules (which is not guaranteed).

To obtain the list of strips that describe the simple modules, use `SimpleStripsOfSBAlg` (4.3.1).

Example

```

gap> SimpleStripsOfSBAlg( alg1 );
[ (v1)^-1(v1), (v2)^-1(v2) ]

```

The i th entry is the strip describing the i th simple module S_i .

The uniserial modules are also string modules. They correspond to paths in the SB algebra. There is a method for `Stripify` (4.2.1) that turns a path for the SB algebra into the corresponding strip.

Example

```

gap> Stripify( alg1.a * alg1.b );
(a*b)^-1(v1)
gap> Stripify( alg1.c );
(c)^-1(v2)
gap> Stripify( alg1.d^3 );

```

```
(d^3)^-1(v2)
gap> Stripify( alg1.v1 );
(v1)^-1(v1)
```

(A quick reminder on QPA syntax. Here, a, b, c and d are the names of arrows in `quiv1`. The corresponding elements of `alg1` are called by `alg1.a` and `alg1.b` and so on. As in `quiv1`, paths are products of arrows. Thus, `alg1.a * alg1.b` is the element of `alg1` corresponding to the path `a * b` ("a then b") in `quiv1`. We see that vertices or arrows of the SB algebra (such as `alg1.v1` and `alg1.c`) are paths too. We also see an example of the \wedge operation: `alg2.d^3` is equivalent to `alg2.d * alg2.d * alg2.d`.)

Since vertices are still paths (trivially) and simple modules are uniserial (trivially), we therefore have a second way to access the simple modules of a SB algebra.

```
Example
gap> s1 := Stripify( alg2.v1 );;
gap> s2 := Stripify( alg2.v2 );;
gap> SimpleStripsOfSbAlg( alg1 );
[ (v1)^-1(v1), (v2)^-1(v2) ]
gap> [ s1, s2 ] = SimpleStripsOfSbAlg( alg2 );
true
```

Some of the indecomposable projective modules are string modules. The attribute `IndecProjectiveStripsOfSbAlg` (4.3.4) returns a list, whose `r`th entry is the strip describing the module P_r (if P_r is indeed a string module) or the boolean `fail` (if not). The attribute `IndecInjectiveStripsOfSbAlg` (4.3.5) is similar.

```
Example
gap> ProjectiveStripsOfSbAlg( alg1 );
[ fail, (c*a)^-1(d^3) ]
gap> InjectiveStripsOfSbAlg( alg1 );
[ fail, (v1)^-1(a*b) (d^3)^-1(v2) ]
```

2.6 Some inbuilt tests for string modules using strips

The objective of the `SBStrips` package is to investigate the syzygies of string modules over SB algebras for patterns. There are some patterns, described in 3.3.2, that it already knows to look for. This section describes those functionalities. We will also see syzygies put to use in calculating the delooping level of modules and algebras, as explained more in 3.3.3.

We keep the algebra `alg1` defined in previous sections. For comparison, we introduce an additional algebra using `SBStripsExampleAlgebra` (A.1.1), giving it the very imaginative name `alg2`.

```
Example
gap> SetInfoLevel( InfoSBStrips, 3 );
gap> alg2 := SBStripsExampleAlgebra( 2 );
#I The quiver of this algebra has 3 vertices
#I v1
#I v2
#I v3
#I and 3 arrows
#I a: v1 --> v2
#I b: v2 --> v3
#I c: v3 --> v1
```

```
<Rationals[<quiver with 3 vertices and 3 arrows>]/
<two-sided ideal in <Rationals[<quiver with 3 vertices and 3 arrows>]>,
(3 generators)>>
gap> SetInfoLevel( InfoSBStrips, 2 );
```

By raising the level of `InfoSBStrips` (1.5.1) to 3, we make `SBStrips` provide a bit more detail about this example algebra. Full details can be found in A.2.2 but, for now, it suffices to say that `alg2` is a Nakayama algebra: this means an algebra for which all indecomposable modules are uniserial. It follows that `alg2` is representation finite and, *a fortiori*, syzygy finite.

Let's pick any old uniserial module U for `alg2` and then call the associated strip u .

Example

```
gap> UniserialStripsOfSBAAlg( alg2 );
[ (v1)^-1(v1), (v2)^-1(v2), (v3)^-1(v3), (a)^-1(v1), (b)^-1(v2),
  (c)^-1(v3), (a*b)^-1(v1), (b*c)^-1(v2), (c*a)^-1(v3), (a*b*c)^-1(v1),
  (b*c*a)^-1(v2), (c*a*b)^-1(v3) ]
gap> u := last[8];
(a*b)^-1(v1)
```

Is U weakly periodic? Recall that U is weakly periodic if there is some $k > 0$ such that U is a direct summand of $\Omega^k(U)$. We'll test this by hunting for u amongst the syzygy strips of u . Initially, let's look amongst the first 4 syzygies using the operation `IsWeaklyPeriodicStripByNthSyzygy` (4.5.14).

Example

```
gap> IsWeaklyPeriodicStripByNthSyzygy( u, 4 );
#I Examining strip: (a*b)^-1(v1)
#I This strip does not occur as a summand of its first 4 syzygies
false
```

No luck so far but observe that, since `InfoSBStrips` is currently at level 2, `SBStrips` has also provided some commentary alongside our non-result. Let us raise the threshold from 4 to 10 and try again.

Example

```
gap> IsWeaklyPeriodicStripByNthSyzygy( u, 10 );
#I Examining strip: (a*b)^-1(v1)
#I This strip first appears as a direct summand of its 6th syzygy
true
```

Fantastic! We learn that strip u does appear among its first 10 syzygies. In fact, `SBStrips` is even kind enough to tell us the index of the earliest recurrence of u : at the 6th syzygy. (This information would not be printed if `InfoSBStrips` had value 1 or 0.)

Now let us take a uniserial module U – for `alg1`, this time – and conduct a similar investigation.

Example

```
gap> UniserialStripsOfSBAAlg( alg1 );
[ (v1)^-1(v1), (v2)^-1(v2), (a)^-1(v1), (b)^-1(v1), (c)^-1(v2),
  (d)^-1(v2), (a*b)^-1(v1), (b*c)^-1(v1), (c*a)^-1(v2), (d^2)^-1(v2),
  (d^3)^-1(v2) ]
gap> uu := last[7];
(a*b)^-1(v1)
gap> IsWeaklyPeriodicStripByNthSyzygy( uu, 10 );
#I Examining strip: (a*b)^-1(v1)
#I This strip does not occur as a summand of its first 10 syzygies
```

```

false
gap> IsWeaklyPeriodicStripByNthSyzygy( uu, 100 );
#I Examining strip: (a*b)^-1(v1)
#I This strip does not occur as a summand of its first 100 syzygies
false
gap> IsWeaklyPeriodicStripByNthSyzygy( uu, 10000 ); time;
#I Examining strip: (a*b)^-1(v1)
#I This strip does not occur as a summand of its first 10000 syzygies
false
6703

```

We find that uu does not occur amongst its first 10000 syzygies. This certainly *suggests* that uu is not weakly periodic, but "absence of evidence is not evidence of absence" so this does not constitute a proof. On the basis of this test alone, we cannot rule out its first recurrence being at index 10001. Hunting among syzygy strips of uu for uu itself has been fruitless, therefore we should change tactic. We will now use the test `IsFiniteSyzygyTypeStripByNthSyzygy` (4.5.13) to calculate the set of syzygy strips of uu appearing at or before index 0, then the strips at or before index 1, then index 2 and so on up until a specified index N . If this ascending sequence of finite sets stabilizes at or before index N , then we may conclude that uu has finite syzygy type.

```

Example
gap> IsFiniteSyzygyTypeStripByNthSyzygy( uu, 10000 );
#I Examining strip: (a*b)^-1(v1)
#I This strip has finite syzygy type.
#I The set of strings appearing as summands of its first N syzygies stabilizes at N=4, at which point it has cardinality 6
true

```

This is indeed what happens. Handily, `SBStrips` also tells us the index at which stabilization occurs (namely 4) and how many distinct strips were seen at or before this index. We deduce that any strips that are going to occur would do so by the 4th syzygy. Since uu did not recur by then, we know that it never will.

If we seek modules of infinite syzygy type, we should not test any strips over alg2 . We know the answer will be negative in that case, since alg2 is a representation finite algebra and so all of its modules are trivially of finite syzygy type. Instead, we turn again to strips over alg1 .

We need look no further than the simple module at vertex 1.

```

Example
gap> s1 := SimpleStripsOfSBAlg( alg1 )[1];
(v1)^-1(v1)
gap> IsFiniteSyzygyTypeStripByNthSyzygy( s1, 10 );
#I Examining strip: (v1)^-1(v1)
#I The set of strings appearing as summands of its first 10 syzygies has cardinality 15
false
gap> IsFiniteSyzygyTypeStripByNthSyzygy( s1, 100 );
#I Examining strip: (v1)^-1(v1)
#I The set of strings appearing as summands of its first 100 syzygies has cardinality 105
false
gap> IsFiniteSyzygyTypeStripByNthSyzygy( s1, 1000 );
#I Examining strip: (v1)^-1(v1)

```

```
#I The set of strings appearing as summands of its first 1000 syzygies\
has cardinality 1005
false
gap> time;
284860
```

(Of course these non-results can only be suggestive rather than conclusive.)

One can also explore whether a string module X is a direct summand of ΩY for some Y or, more generally, whether $\Omega^k X$ is a direct summand of $\Omega^{k+1} Y$ for some Y . When this happens, we say X can be k -delooped. The delooping level of a module is the smallest $k \geq 0$ for which it can be k -delooped or $+\infty$ if no such k exists.

SBStrips provides the operation `DeloopingLevelOfStripIfAtMostN` (4.5.15) to determine the delooping level of a module, aborting the calculation and returning `fail` if it finds the delooping level exceeds a user-specified threshold.

Example

```
gap> U := UniserialStripsOfSBAAlg( alg1 );
gap> a := U[3]; b := U[4]; ab := U[7];
(a)^-1(v1)
(b)^-1(v1)
(a*b)^-1(v1)
gap> DeloopingLevelOfStripIfAtMostN( a, 0 );
0
gap> DeloopingLevelOfStripIfAtMostN( a, 1 );
0
gap> DeloopingLevelOfStripIfAtMostN( b, 0 );
fail
gap> DeloopingLevelOfStripIfAtMostN( b, 1 );
1
gap> DeloopingLevelOfStripIfAtMostN( ab, 10 );
2
```

The delooping level of a SB algebra is the supremum of the delooping levels of its simple modules. SBStrips provides `DeloopingLevelOfSBAAlgIfAtMostN` (4.6.2) to calculate this quantity for algebras in a fashion similar to above with modules.

Example

```
gap> DeloopingLevelOfSBAAlgIfAtMostN( alg1, 10 );
0
gap> DeloopingLevelOfSBAAlgIfAtMostN( alg2, 10 );
10
gap> for k in [ 1 .. 5 ] do
>   Print(
>     DeloopingLevelOfSBAAlgIfAtMostN( SBStripsExampleAlgebra( k ), 10 )
>   );
>   Print( "\n" );
> od;
0
0
2
0
1
```


We highlight that all of these examples return finite answers. Whether an arbitrary SB algebra has finite delooping level remains an open question. In general, if A has finite delooping level then A^{op} satisfies the big finitistic dimension conjecture, and this is still open for SB algebras. (The little finitistic dimension conjecture is settled in the affirmative; see [EHIS04]).

Another sufficient condition for A^{op} to satisfy the big finitistic dimension conjecture is that the injective A -modules have finite syzygy type [Ric19]. It is trivial that projective modules obviously have finite syzygy type. Over a SB algebra, the nonprojective (indecomposable) injective modules are string modules.

To explore this question, `SBStrips` provides the function `TestInjectiveStripsUpToNthSyzygy` (4.6.1). It calculates up to the N th syzygy of each injective string module of a SB algebra, and prints a message whether they all have syzygy type at most N .

Example

```
gap> SetInfoLevel( InfoSBStrips, 1 );
gap> alg_list := List( [ 1..5 ], SBStripsExampleAlgebra );;
gap> SetInfoLevel( InfoSBStrips, 2 );
gap> for A in alg_list do
> TestInjectiveStripsUpToNthSyzygy( A, 200 );
> Print( "\n" );
> od;
#I Examining strip: (v1)^-1(a*b) (d*d*d)^-1(v2)
#I This strip has finite syzygy type.
#I The set of strings appearing as summands of its first N syzygies st\
abilizes at N=3, at which point it has cardinality 5
The given SB algebra has passed the test!

#I Examining strip: (v1)^-1(a*b*c)
#I This strip has finite syzygy type.
#I The set of strings appearing as summands of its first N syzygies st\
abilizes at N=0, at which point it has cardinality 1
[...lengthy output omitted from documentation for space reasons...]
The given SB algebra has passed the test!

#I Examining strip: (v1)^-1(a*b*c*d) (f*g*h*f*g*h)^-1(v1)
#I This strip has finite syzygy type.
#I The set of strings appearing as summands of its first N syzygies st\
abilizes at N=7, at which point it has cardinality 14
[...omitted...]
The given SB algebra has passed the test!

#I Examining strip: (v7)^-1(n*o*p*a) (n*o*p)^-1(v7)
#I This strip has finite syzygy type.
#I The set of strings appearing as summands of its first N syzygies st\
abilizes at N=8, at which point it has cardinality 21
[...omitted...]
The given SB algebra has passed the test!

#I Examining strip: (v1)^-1(a*b*c*d*a) (e*f*g*e*f*g*e)^-1(v1)
#I This strip has finite syzygy type.
#I The set of strings appearing as summands of its first N syzygies st\
abilizes at N=6, at which point it has cardinality 13
[...omitted...]
```

The given SB algebra has passed the test!

2.7 How to turn a strip into a quiver representation

A combinatorial approach is all very well and good but perhaps you really do want a module for your SB algebra. `SBStrips` can provide!

For the following, recall from preceding sections the strip `s` for the algebra `alg1`. Further recall that `alg1` was defined in terms of the quiver `quiv1`.

The strip `s` stands for a string module for `alg1`. That string module can be modelled as a representation of `quiv1`. To obtain that quiver representation from `s`, use `ModuleOfStrip` (4.5.5).

Example

```
gap> module := ModuleOfStrip( s );
<[ 6, 5 ]>
gap> Print( module );
<Module over <Rationals[<quiver with 2 vertices and 4 arrows>]/
<two-sided ideal in <Rationals[<quiver with 2 vertices and 4 arrows>]>
, (7 generators)>> with dimension vector [ 6, 5 ]>
```

You can turn a list of strips into a list of modules using `ModuleOfStrip` (4.5.5).

Example

```
gap> 4th_syz := NthSyzygyOfStrip( s, 4 );;
gap> ModuleOfStrip( 4th_syz );
[ <[ 2, 2 ]>, <[ 0, 3 ]>, <[ 2, 0 ]>, <[ 0, 3 ]>, <[ 4, 1 ]>,
  <[ 0, 3 ]>, <[ 2, 0 ]>, <[ 0, 1 ]>, <[ 2, 2 ]>, <[ 2, 0 ]>,
  <[ 0, 1 ]>, <[ 2, 2 ]>, <[ 0, 1 ]>, <[ 2, 0 ]>, <[ 2, 2 ]>,
  <[ 0, 2 ]>, <[ 2, 0 ]>, <[ 0, 3 ]>, <[ 2, 0 ]>, <[ 0, 3 ]> ]
```

You can turn a collected list (see 6.1) of strips into a collected list of modules using `ModuleOfStrip` (4.5.5).

Example

```
gap> coll_4th_syz := CollectedNthSyzygyOfStrip( s, 4 );
[ [ (v2)^-1(c) (c*a)^-1(v2), 4 ], [ (v2)^-1(v2), 3 ], [ (v1)^-1(a), 6 ],
  [ (v2)^-1(d^2), 5 ], [ (v2)^-1(d), 1 ], [ (a)^-1(b*c) (a)^-1(v1), 1 ]
]
gap> ModuleOfStrip( coll_4th_syz );
[ <[ 2, 2 ]>, 4 ], [ <[ 0, 1 ]>, 3 ], [ <[ 2, 0 ]>, 6 ],
  [ <[ 0, 3 ]>, 5 ], [ <[ 0, 2 ]>, 1 ], [ <[ 4, 1 ]>, 1 ] ]
```

The latter two methods take a list (or collected list) of strips and return a list of modules (or a collected list, as appropriate). Perhaps you want the direct sum of all the modules in that list or collected list. Naive calls to QPA's inbuilt functionality turn out to be resource intensive. In its place, `SBStrips` offers the operation `DirectSumModuleOfListOfStrips` (4.5.6) or `DirectSumModuleOfListOfStrips` (4.5.6).

Example

```
gap> 4th_syz := NthSyzygyOfStrip( s, 4 );;
gap> coll_4th_syz := CollectedNthSyzygyOfStrip( s, 4 );;
gap> DirectSumModuleOfListOfStrips( 4th_syz );
<[ 24, 29 ]>
gap> DirectSumModuleOfListOfStrips( coll_4th_syz );
<[ 24, 29 ]>
```

Chapter 3

Mathematical background

3.1 Finite-dimensional algebras

Here and throughout, K is some field. By a K -algebra A , we mean an associative and unital (but not necessarily commutative) ring with a compatible K -vector space structure. Any algebra A has an opposite algebra A^{op} .

Suppose Q is a finite quiver: that is, a directed graph with finitely many vertices and finitely many arrows, where loops and/or multiple edges are permitted. The paths of Q (also called Q -paths to emphasize their parent quiver), including the "stationary" paths at each vertex, form the basis of a vector space. Multiplication can be defined on basis vectors p and q by "concatenation extended by zero"; more precisely, $p \cdot q = pq$ (" p then q ") if pq is a path in Q , and $p \cdot q = 0$ otherwise. This defines the *path algebra* KQ . Its multiplicative unit is the sum of stationary paths. It has finite K -dimension iff Q contains no (directed) cycles.

Let $J \trianglelefteq KQ$ denote the *arrow ideal* of KQ : the smallest two-sided ideal of KQ containing the arrows of Q . An ideal $I \trianglelefteq KQ$ is *admissible* iff there is an integer $N \geq 2$ with $J^N \subseteq I \subseteq J^2$.

By a (*bound*) *quiver algebra*, we mean a quotient KQ/I of a path algebra KQ by an admissible ideal I . Quiver algebras are always finite-dimensional [ASS06, Sec II.2]. Indeed, at least when K is algebraically closed, any finite-dimensional algebra is a direct product of connected ones (trivially), any connected finite-dimensional algebra is Morita equivalent to a basic one [ASS06, Sec I.6] and any basic, connected algebra is isomorphic to a quiver algebra [ASS06, Sec II.3].

In this document, we assume that K is algebraically closed and A is a quiver algebra KQ/I . By the above, this is no loss of generality. We also use the term A -path to mean a nonzero element $p + I$ represented by a path of the quiver.

3.2 Modules and bound quiver representations

A representation of A is a homomorphism of algebras $\phi : A \rightarrow \text{End} X$ whose target is the endomorphism algebra $\text{End} X$ of a K -vector space X ; for convenience, write ϕ_a for the image of a in ϕ . In this case, we call X a (*right*) A -module, with associated action $x \cdot a = x\phi_a$. The module is *finite-dimensional* iff X is.

Since $A = KQ/I$, we can work in terms of (*bound*) *representations of quivers*. These are assignments of a vector space X_i to each vertex i of Q and a linear map $\theta_\alpha : X_i \rightarrow X_j$ to each arrow $\alpha : i \rightarrow j$ of Q such that for any $\rho = \sum_{k=1}^m p_k \lambda_k \in I$, the associated map $\sum_{k=1}^m \theta_{p_k} : \bigoplus_i X_i \rightarrow \bigoplus_i X_i$ is zero. Here,

$\theta_{p_k} = \theta_{\alpha_1} \cdots \theta_{\alpha_r}$ for a decomposition of a nonstationary p_k into a product $\alpha_1 \cdots \alpha_r$ of arrows, and $\theta_i = \text{id}_{X_i}$ for any stationary path at i .

As is well-known [ASS06, III.1], representations of quivers are equivalent to modules. More specifically, the categories $\text{Rep}(Q, I)$ of bound quiver representations and $\text{Mod-}A$ of A -modules are equivalent, and this equivalence restricts to their respective full subcategories $\text{rep}(Q, I)$ and $\text{mod-}A$ of finite-dimensional objects. In keeping with the quiver-minded approach from above, whenever we say module, we really mean the equivalent bound quiver representation.

We note in particular that all of the categories in the previous paragraph are abelian: thus, we can speak of the direct sum of modules (denoted with \oplus). We call a module X *indecomposable* if $X = Y \oplus Z$ implies Y or Z is zero. Further, if \mathcal{U} is any set of A -modules, we define the additive closure $\text{add } \mathcal{U}$ of \mathcal{U} as the full subcategory of $\text{mod-}A$ whose objects are isomorphic to direct summands of finite direct sums of members of \mathcal{U} .

Write $[X]$ for the isomorphism type of X . One can seek to classify the isomorphism classes of indecomposable (finite-dimensional) modules of an algebra. A deep theorem of Drozd [Dro80] establishes that all finite-dimensional algebras fall into exactly one of three *representation types*. In increasing order of difficulty, the options are *representation finite*, *tame* or *wild*. The first simply means the algebra has only finitely many isoclasses of indecomposables. Speaking informally, tame algebras are those for which, in each dimension, almost all modules lie in one of finitely many classes each parameterized by the field. Speaking even more informally, wild algebras are those for which the classification problem is intractable in a very strong way. Discussion and formal definitions of representation type can be found in [Ben95, Sec 4.4].

There are certain canonical classes of module. A module X is: *simple* if it has no proper, nonzero submodules; *projective* if the covariant functor $\text{Hom}_A(X, -): \text{Mod-}A \rightarrow \text{Mod-}Z$ is exact, or; *injective* if the functor $\text{Hom}_A(-, X): \text{Mod-}A \rightarrow \text{Mod-}Z$ is exact. The simple A -modules (necessarily indecomposable) are in one-to-one correspondence with the vertices of Q , as are the indecomposable projective and injective modules. We respectively write S_i , P_i and I_i for the simple, indecomposable projective and indecomposable injective module corresponding to the vertex i . We also write $\text{proj-}A$ and $\text{inj-}A$ to for the full subcategories of $\text{mod-}A$ whose objects are respectively the (finite-dimensional) projective and injective modules.

A *composition series* for a module X is a strictly ascending chain of submodules

$$0 = X_0 < X_1 < X_2 < \cdots < X_{l-1} < X_l = X$$

of X such that each consecutive quotient X_{k+1}/X_k is simple. A module is *uniserial* if it has a unique composition series; equivalently, if its submodules form a chain.

We write D for the vector-space duality $\text{Hom}_K(-, K): \text{mod-}A \rightarrow \text{mod-}A^{\text{op}}$ of modules (and its inverse) and we write $*$ for the dualities $\text{Hom}_A(-, A): \text{proj-}A \rightarrow \text{proj-}A^{\text{op}}$ and $\text{Hom}_A(-, A): \text{inj-}A \rightarrow \text{inj-}A^{\text{op}}$.

3.3 Syzygies and related constructions

In this section, we describe certain module constructions which refer to projective presentations (described below). These constructions do not generally extend to functors on the module category because they depend on the presentation chosen. However, this dependence is usually only up to the adding or removing of projective direct summands. By working in the finite-dimensional universe $\text{mod-}A$ where the Krull-Schmidt theorem applies, we can reduce to study of modules having no indecomposable projective direct summands. These objects admit minimal projective presentations. This

approach suffices for SBStrips, since we will only be interested in constructions on modules and not their functorial extension to morphisms. Readers who care for the functorial approach should interpret the following in the (projectively) stable module category $\underline{\text{mod}}\text{-}A$: its objects are those of the usual module category $\text{mod}\text{-}A$ and its hom-spaces are the quotients of their counterparts in $\text{mod}\text{-}A$ by the subspaces of maps that factor through projective modules. They should also be aware of the injectively stable module category $\overline{\text{mod}}\text{-}A$, similarly obtained by quotienting my maps factoring through injectives.

3.3.1 Projective covers and syzygies

Any module M admits a projective presentation, which is to say an exact sequence $P_1 \xrightarrow{f} P_0 \rightarrow X \rightarrow 0$. Applying $*$ to f yields the map $f^*: \mathbb{P}_0^* \rightarrow \mathbb{P}_1^*$ in $\text{proj}\text{-}A^{\text{op}}$. Its cokernel $\text{cok } f^*$ is called the transpose $\text{Tr}X$ of X . (In $\underline{\text{mod}}\text{-}A$, transpose yields a duality $\text{Tr}: \underline{\text{mod}}\text{-}A \rightarrow \underline{\text{mod}}\text{-}A^{\text{op}}$.)

The composition DTr (transpose first, then dual) is called the Auslander-Reiten translation (and is an equivalence $\underline{\text{mod}}\text{-}A \rightarrow \overline{\text{mod}}\text{-}A$). Its inverse is the opposite composition TrD .

For any finite-dimensional module X there is a smallest (in vector-space dimension) projective module $\mathbb{P}X$ that maps onto it, say by the map $\pi: \mathbb{P}X \twoheadrightarrow X$. The kernel of this map is the (first) syzygy $\Omega^1 X$ of X . We inductively define the k th syzygy as $\Omega^{k+1} M = \Omega^1(\Omega^k M)$ for $k \geq 0$ and, by convention, we set $\Omega^0 M$ to be X/P , for P the largest projective direct summand of X .

The projective dimension $\text{projdim} X$ of X is the smallest $k \geq 0$ for which $\Omega^k X = 0$, or $+\infty$ if no such k exists. In particular, a module has projective dimension 0 iff it is projective.

3.3.2 Syzygy patterns

We can define certain homological behavior with reference to syzygies. For $k \geq 0$ and some fixed module X , let

$$\mathcal{A}_k = \{[M]: M \in \text{add}\{\Omega^t X\} \text{ for some } t \geq k\}, \quad \mathcal{B}_k = \{[M]: M \in \text{add}\{\Omega^t X\} \text{ for some } t \leq k\}.$$

(These letters were chosen so that \mathcal{A}_k contains the isoclasses of indecomposables appearing at or after the k th syzygy, while \mathcal{B}_k contains those appearing at or before.) The \mathcal{A}_k and \mathcal{B}_k relate in the following way:

$$\mathcal{B}_0 \subseteq \mathcal{B}_1 \subseteq \mathcal{B}_2 \subseteq \cdots \subseteq \bigcup_{k \geq 0} \mathcal{B}_k = \overline{\mathcal{A}_0} \supseteq \overline{\mathcal{A}_1} \supseteq \overline{\mathcal{A}_2} \supseteq \cdots \supseteq \bigcap_{k \geq 0} \mathcal{A}_k.$$

We comment that, for each successive inclusion $\mathcal{B}_k \supseteq \mathcal{B}_{k+1}$ or $\mathcal{A}_k \supseteq \mathcal{A}_{k+1}$, the appropriate set difference between them is finite. Note also that $\bigcap_{k \geq 0} \mathcal{A}_k$ contains exactly those isoclasses witnessed at $\Omega^k X$ for infinitely many indices k . Below, we use this sequence of inclusions to define some terminology for patterns in syzygies. Our definitions are inspired by comparable work in [GHZ96, Sec 2] and [Ric19, Sec 7].

If there is an index t for which $\mathcal{A}_t = \mathcal{A}_{t+1} (= \mathcal{A}_{t+2} = \cdots = \bigcap_{k \geq 0} \mathcal{A}_k)$, then there is a minimal one t_* , in which case we say that the *syzygy repetition index* of X is t_* . This holds exactly when t_* satisfies $\mathcal{A}_{t_*} = \bigcap_{k \geq 0} \mathcal{A}_k$ (and is the minimal index to enjoy this property). If no such t exists, the syzygy repetition index of X is $+\infty$.

If \mathcal{A}_0 is finite, then we say X has *syzygy type* $|\mathcal{A}_0|$ of *index* s_* , for s_* the minimal index k such that $\mathcal{B}_k = \mathcal{B}_{k+1} (= \mathcal{B}_{k+2} = \cdots = \mathcal{A}_0)$; the existence of s_* in this case follows from an easy finiteness argument. Just as immediately, we see that if X has finite syzygy type $|\mathcal{A}_0|$ then it has finite syzygy repetition index at most $|\mathcal{A}_0|$.

If $[X] \in \bigcap_{k \geq 0} \mathcal{A}_k$, then we call X *weakly periodic*.

3.3.3 Delooping

We say a module X can be k -delooped if there is some module Y for which $\Omega^k X$ is a direct summand $\Omega^{k+1} Y$. Here, we either discard projective direct summands of both modules or, formally, work in $\underline{\text{mod}}\text{-}A$. Gélinas [Gél20, Thm 1.10] showed that it suffices to check $Y = \Omega^{k+1} \Sigma^{k+1} \Omega^k X$, where $\Sigma = \text{Tr} \Omega \text{Tr}$ is called suspension.

Gélinas defines the delooping level $\text{dell} X$ of a module X to be the smallest $k \geq 0$ for which it can be k -delooped, or $+\infty$ if no such k exists. He subsequently defines the delooping level $\text{dell} A$ of an algebra A as $\text{dell} A = \max\{\text{dell} S : S \text{ is simple}\}$ and relates this invariant to the finitistic dimension of A .

3.4 Special biserial algebras

A *special biserial (SB) algebra* is a quiver algebra KQ/I such that

1. every vertex of Q is the source of at most 2 arrows,
2. every vertex of Q is the target of at most 2 arrows,
3. for every arrow a of Q , there is at most one arrow b with $ab \notin I$ and
4. for every arrow a of Q , there is at most one arrow c with $ca \notin I$.

These algebras emerged from the modular representation theory of finite groups. A key text on them is [WW85], which establishes in particular that they are tame algebras. Their indecomposable modules fall into three classes: band modules, string modules and a finite class of projective-injective nonuniserial ("pin") modules.

3.5 String modules for special biserial algebras

String modules earn their name from the string graphs that describe them so well. A string graph for $A = KQ/I$ is a quiver homomorphism $w: \Gamma \rightarrow Q$ from a quiver Γ such that: the domain is an orientation of a linear graph, $w(\alpha) \neq w(\beta)$ whenever $\alpha, \beta \in \Gamma_1$ have common source or target and where the image in w of any Γ -path p is linearly independent of all other A -paths. A string graph w is commonly depicted by labelling each vertex and arrow of Γ by its respective images in Q . Then vertices of w provide a basis of the associated string module, and the labels describe the A action. We can identify a string graph with the string module it represents.

One subtle point: here, we do not require string graphs to be connected; accordingly we do require string modules to be indecomposable.

The dual DX , the transpose $\text{Tr} X$ and the syzygy $\Omega^1 X$ of a string module X are all string modules, albeit for the opposite algebra in the first two cases [WW85, Sec 3] [LM04, Sec 2]. In as-yet-unpublished work of Galstad [Gal] (and publicized without proof by Huisgen-Zimmermann [HZ16]) the syzygy of a band module X is also a string module provided that at least one indecomposable direct summand of $\mathbb{P}X$ is a string module.

Chapter 4

Strips

4.1 Introduction

Strips are the principal objects of the SBStrips package. They are syzygy-minded representations of string graphs.

4.2 Constructing strips

4.2.1 Stripify

▷ Stripify(*arr*, *N*, *int_list*) (method)
▷ Stripify(*path*) (method)

Arguments (first method): *arr*, an arrow in a SB algebra (see note below); *N*, an integer which is either 1 or -1; *int_list*, a (possibly empty) list of nonzero integers whose entries are alternately positive and negative).

Argument (second method): *path*, a path in a SB algebra.

(Note. Remember that vertices and arrows in a SB algebra, which is to say the elements in the algebra corresponding to the vertices and arrows of the quiver, can be easily accessed using `.` (**QPA: . for a path algebra**), and that these can be multiplied together using `*` (**Reference: ***) to make a path in the SB algebra.)

Returns: the strip specified by these data

The first method is intended for specifying arbitrary string(graphs) over a SB algebra to GAP. The second method is more specialized, being intended for specifying those string(graph)s where all arrows point in the same direction. This includes the vacuous case where the string (graph) has no arrows.

For the first method, suppose you draw your string graph on the page as a linear graph with some arrows pointing to the right (the "positive" direction) and some to the left (the "negative" direction). See further below for examples.

The first arrow (ie, the leftmost one drawn on the page) is *arr*. If it points to the right (the "positive" direction), then set *N* to be 1. If it points to the left (the "negative" direction), then set *N* to be -1.

Now, ignore that first arrow *arr* and look at the rest of the graph. It is made up of several paths that alternately point rightward and leftward. Each path has a *length*; that is, the total number of arrows in

it. Enter the lengths of these paths to *int_list* in the order you read them, using positive numbers for paths pointing rightwards and negative numbers for paths pointing leftwards.

SBStrips will check that your data validily specify a strip. If it doesn't think they do, then it will throw up an Error message.

For the second method, SBStrips directly infers the string (*graph*) and the SB algebra directly from *path*.

4.3 Canonical strips

4.3.1 SimpleStripsOfSBAAlg

▷ SimpleStripsOfSBAAlg(*sba*) (attribute)

Argument: *sba*, a special biserial algebra (ie, IsSpecialBiserialAlgebra (QPA: IsSpecialBiserialAlgebra) returns true)

Returns: a list *simple_list*, whose *j*th entry is the simple strip corresponding to the *j*th vertex of *sba*.

You will have specified *sba* to GAP via some quiver. The vertices of that quiver are ordered; SimpleStripsOfSBAAlg adopts that order for strips of simple modules.

4.3.2 UniserialStripsOfSBAAlg

▷ UniserialStripsOfSBAAlg(*sba*) (attribute)

Argument: *sba*, a special biserial algebra

Returns: a list of the strips that correspond to uniserial modules for *sba*

Simple modules are uniserial, therefore every element of SimpleStripsOfSBAAlg (4.3.1) will occur in this list too.

4.3.3 WidthNStripsOfSBAAlg

▷ WidthNStripsOfSBAAlg(*N*, *sba*) (operation)

Arguments: *N*, a nonnegative integer; *sba*, a special biserial algebra

Returns: a list, comprising all the strips of width *N* over *sba*

Recall that the strips of width 0 are the simple strips and those of width 1 are the nonsimple uniserial strips.

4.3.4 IndecProjectiveStripsOfSBAAlg

▷ IndecProjectiveStripsOfSBAAlg(*sba*) (attribute)

Argument: *sba*, a special biserial algebra

Returns: a list *proj_list*, whose entry are either strips or the boolean fail.

You will have specified *sba* to GAP via some quiver. The vertices of that quiver are ordered; IndecProjectiveStripsOfSBAAlg adopts that order for strips of indecomposable projective modules.

If the indecomposable projective module corresponding to the j th vertex of sba is a string module, then `IndecProjectiveStripsOfSBAlg(sba)[j]` returns the strip describing that string module. If not, then it returns `fail`.

4.3.5 IndecInjectiveStripsOfSBAlg

▷ `IndecInjectiveStripsOfSBAlg(sba)` (attribute)

Argument: sba , a special biserial algebra

Returns: a list `inj_list`, whose entries are either strips or the boolean `fail`.

You will have specified sba to GAP via some quiver. The vertices of that quiver are ordered; `IndecInjectiveStripsOfSBAlg` adopts that order for strips of the indecomposable injective modules.

If the indecomposable injective module corresponding to the j th vertex of sba is a string module, then `IndecInjectiveStripsOfSBAlg(sba)[j]` returns the strip describing that string module. If not, then it returns `fail`.

4.4 Attributes and properties of strips

4.4.1 WidthOfStrip

▷ `WidthOfStrip(strip)` (operation)

Argument: $strip$, a strip

Returns: a nonnegative integer, counting the number (with multiplicity) of syllables of $strip$ are nonstationary.

4.4.2 IsZeroStrip

▷ `IsZeroStrip(strip)` (property)

Argument: $strip$, a strip

Returns: `true` if $strip$ is the zero strip of some SB algebra, and `false` otherwise.

Note that `SBStrips` knows which SB algebra $strip$ belongs to.

4.4.3 IsIndecProjectiveStrip

▷ `IsIndecProjectiveStrip(strip)` (property)

Arguments: $strip$, a strip.

Returns: `true` if $strip$ represents an indecomposable projective string module, and `false` otherwise. (The indecomposability requirement means this returns `false` on zero strips.)

4.4.4 IsIndecInjectiveStrip

▷ `IsIndecInjectiveStrip(strip)` (property)

Arguments: *strip*, a strip.

Returns: true if *strip* represents an indecomposable injective string module, and false otherwise. (The indecomposability requirement means this returns false on zero strips.)

4.5 Operation on strips

The following attributes and operations usually take strips as input. However, many of them are clever enough to recognise a list or collected list of strips. They will then resort to special methods that apply the strip method entrywise, combine the outputs and return a list or collected list (as appropriate).

4.5.1 SyzygyOfStrip

▷ SyzygyOfStrip(*strip*) (attribute)

Argument: *strip*, a strip

Returns: a list of strips, corresponding to the indecomposable direct summands of the syzygy of *strip*.

For higher syzygies, NthSyzygyOfStrip (4.5.2) is probably more convenient and CollectedNthSyzygyOfStrip (4.5.4) probably more efficient.

4.5.2 NthSyzygyOfStrip

▷ NthSyzygyOfStrip(*strip*, *N*) (method)

Arguments: *strip*, a strip; *N*, a positive integer

Returns: a list of strips containing the indecomposable *N*th syzygy strips of *strip*

For large *N* – say, $N \geq 10$ – consider using CollectedNthSyzygyOfStrip (4.5.4) instead, since it is much more efficient.

4.5.3 CollectedSyzygyOfStrip

▷ CollectedSyzygyOfStrip(*strip*) (method)

Argument: *strip*, a strip

Returns: a collected list, whose elements are the syzygy strips of *strip*

This is equivalent to calling Collected(SyzygyOfStrip(*strip*));.

4.5.4 CollectedNthSyzygyOfStrip

▷ CollectedNthSyzygyOfStrip(*strip*, *N*) (method)

Arguments: *strip*, a strip; *N*, a positive integer.

Returns: a collected list, whose entries are the *N*th syzygies of *strip*.

4.5.5 ModuleOfStrip

▷ `ModuleOfStrip(strip)` (method)

Argument: a strip `strip`.

Returns: a right module for the SB algebra over which `strip` is defined, or a list or collected list of the modules associated to the strips in `list` or `clist` respectively.

This operation returns the string module corresponding to the strip `strip`. More specifically, it gives that module as a quiver, ultimately using `RightModuleOverPathAlgebra` (**QPA: RightModuleOverPathAlgebra with dimension vector**).

4.5.6 DirectSumModuleOfListOfStrips (for a (flat) list of strips)

▷ `DirectSumModuleOfListOfStrips(list)` (method)

▷ `DirectSumModuleOfListOfStrips(clist)` (method)

Argument (first method): `list`, a list of strips

Argument (second method): `clist`, a collected list of strips

Returns: the quiver representation corresponding to the direct sum of A -modules whose indecomposable direct summands are specified by `list` or `clist`.

The methods for this operation make the obvious requirement that all strips present belong to the same SB algebra.

4.5.7 IsStripDirectSummand

▷ `IsStripDirectSummand(strip_or_strips, list)` (operation)

Arguments: `strip_or_strips`, a strip or list of strips or collected list of strips; `list`, a list or collected list of strips.

Returns: `true` if the string module represented by `strip_or_strips` is a direct summand of the string module represented by the strips in `list`, and `false` otherwise.

4.5.8 VectorSpaceDualOfStrip

▷ `VectorSpaceDualOfStrip(strip)` (attribute)

▷ `OppositeStrip(strip)` (attribute)

▷ `DOfStrip(strip)` (attribute)

Argument: `strip`, a strip representing some string module X over a K -algebra A .

Returns: a strip representing the vector-space dual module $DM = \text{Hom}_K(X, K)$ of X .

Recall that DX is a module for A^{op} , the opposite algebra to A .

`OppositeStrip` and `DOfStrip` are synonyms for `VectorSpaceDualOfStrip`.

4.5.9 TransposeOfStrip

▷ `TransposeOfStrip(strip)` (attribute)

▷ `TrOfStrip(strip)` (attribute)

Argument: *strip*, a strip representing some string module X .

Returns: a strip representing the transpose $\text{Tr}X$ of X .

Recall that if X is an A -module, then $\text{Tr}X$ is an A^{op} -module.

TrOfStrip is a synonym for TransposeOfStrip .

4.5.10 DTrOfStrip

▷ $\text{DTrOfStrip}(\textit{strip})$ (attribute)

▷ $\text{ARTranslateOfStrip}(\textit{strip})$ (attribute)

Argument: *strip*, a strip representing some string module X .

Returns: a strip representing the Auslander-Reiten translate $\text{DTr}X$ of X .

Recall that if X is projective then $\text{DTr}X = 0$.

$\text{ARTranslateOfStrip}$ is a synonym for DTrOfStrip .

4.5.11 TrDOfStrip

▷ $\text{TrDOfStrip}(\textit{strip})$ (attribute)

▷ $\text{ARInverseTranslateOfStrip}(\textit{strip})$ (attribute)

Argument: *strip*, a strip representing some string module X .

Returns: a strip representing the Auslander-Reiten inverse translate $\text{Tr}DX$ of X .

Recall that if X is injective then $\text{Tr}DX = 0$.

$\text{ARInverseTranslateOfStrip}$ is a synonym for TrDOfStrip .

4.5.12 SuspensionOfStrip

▷ $\text{SuspensionOfStrip}(\textit{strip})$ (attribute)

Argument: *strip*, a strip representing some string module X

Returns: a list of strips, representing the indecomposable direct summands of the suspension $\Sigma X = \text{Tr}\Omega\text{Tr}X$ of X

4.5.13 IsFiniteSyzygyTypeStripByNthSyzygy

▷ $\text{IsFiniteSyzygyTypeStripByNthSyzygy}(\textit{strip}, N)$ (operation)

Arguments: *strip*, a strip; N , a positive integer

Returns: true if the strips appearing in the N th syzygy of *strip* have all appeared among earlier syzygies, and false otherwise.

If the call to this function returns true, then it will also print the smallest N for which it would return true.

4.5.14 IsWeaklyPeriodicStripByNthSyzygy

▷ $\text{IsWeaklyPeriodicStripByNthSyzygy}(\textit{strip}, N)$ (operation)

Arguments: *strip*, a strip; *N*, a positive integer

Returns: true if *strip* appears among its own first *N* syzygies, and false otherwise.

If the call to this function returns true, then it will also print the index of the syzygy at which *strip* first appears.

4.5.15 DeloopingLevelOfStripIfAtMostN

▷ DeloopingLevelOfStripIfAtMostN(*strip*, *N*) (operation)

Arguments: *strip*, a strip; *N*, a nonnegative integer.

Returns: the delooping level of *strip* if it is at most *N*, and fail if not.

4.5.16 WithoutProjectiveStrips

▷ WithoutProjectiveStrips(*list*) (operation)

Argument: *list*, a list or collected list of strips

Returns: a new list or collected list *new_list* obtained from *list* by removing all the projective strips.

4.6 Tests on an SB algebra that use strips

4.6.1 TestInjectiveStripsUpToNthSyzygy

▷ TestInjectiveStripsUpToNthSyzygy(*sba*, *N*) (function)

Arguments: *sba*, a special biserial algebra (ie. IsSpecialBiserialAlgebra (QPA: IsSpecialBiserialAlgebra) returns true); *N*, a positive integer

Returns: true, if all strips of injective string modules have finite syzygy type by the *N*th syzygy, and false otherwise.

This function calls IndecInjectiveStripsOfSBAlg (4.3.5) for *sba*, filters out all the fails, and then checks each remaining strip individually using IsFiniteSyzygyTypeStripByNthSyzygy (4.5.13) (with second argument *N*).

Author's note. For every special biserial algebra the author has tested, this function returns true (for sufficiently large *N*). It suggests that the minimal injective cogenerator of a SB algebra always has finite syzygy type. This condition implies many homological conditions of interest (including the big finitistic dimension conjecture)!

4.6.2 DeloopingLevelOfSBAlgIfAtMostN

▷ DeloopingLevelOfSBAlgIfAtMostN(*sba*, *N*) (operation)

Arguments: *sba*, a special biserial algebra; *N*, a nonnegative integer.

Returns: the delooping level of *sba* if it is at most *N*, and fail if not.

Author's note. Every SB algebra the author has tested has had finite delooping level. It would be very interesting to know whether this is a general phenomenon!

Chapter 5

QPA utilities

5.1 Introduction

In order to do what it does, the `SBSrips` package includes several utility functions for use on quivers where each vertex has indegree and outdegree at most 2. (The existing term for such quivers is *special biserial, abbreviated SB*.) This class includes the 1-regular quivers: those where each vertex has indegree and outdegree exactly 1.

These quiver utility functions really build on the QPA package. We document them in this standalone chapter, alongside utilities for algebras presented by quivers.

The term *quiver algebra* means an object for which `IsQuiverAlgebra` (**QPA: `IsQuiverAlgebra`**) returns true.

5.2 Utilities for 1-regular quivers

5.2.1 `Is1RegQuiver`

▷ `Is1RegQuiver(quiver)` (property)

Argument: *quiver*, a quiver

Returns: either true or false, depending on whether or not *quiver* is 1-regular.

5.2.2 `PathBySourceAndLength`

▷ `PathBySourceAndLength(vert, len)` (operation)

Arguments: *vert*, a vertex of a 1-regular quiver *Q*; *len*, a nonnegative integer.

Returns: the unique path in *Q* which has source *vert* and length *len*.

5.2.3 `PathByTargetAndLength`

▷ `PathByTargetAndLength(vert, len)` (operation)

Arguments: *vert*, a vertex of a 1-regular quiver *Q*; *len*, a nonnegative integer.

Returns: the unique path in *Q* which has target *vert* and length *len*.

5.2.4 1RegQuivIntAct

▷ `1RegQuivIntAct(x, k)` (operation)

Arguments: x , which is either a vertex or an arrow of a 1-regular quiver; k , an integer.

Returns: the path $x + k$, as per the \mathbb{Z} -action (see below).

Recall that a quiver is 1-regular iff the source and target functions s, t are bijections from the arrow set to the vertex set (in which case the inverse t^{-1} is well-defined). The generator $1 \in \mathbb{Z}$ acts as “ t^{-1} then s ” on vertices and “ s then t^{-1} ” on arrows.

This operation figures out from x the quiver to which x belongs and applies `1RegQuivIntActionFunction` (5.2.5) of the quiver. For this reason, it is more user-friendly.

5.2.5 1RegQuivIntActionFunction

▷ `1RegQuivIntActionFunction(quiver)` (attribute)

Argument: *quiver*, a 1-regular quiver (as tested by `Is1RegQuiver` (5.2.1))

Returns: a single function f describing the \mathbb{Z} -actions on the vertices and the arrows of *quiver*

Recall that a quiver is 1-regular iff the source and target functions s, t are bijections from the arrow set to the vertex set (in which case the inverse t^{-1} is well-defined). The generator $1 \in \mathbb{Z}$ acts as “ t^{-1} then s ” on vertices and “ s then t^{-1} ” on arrows.

In practice you will probably want to use `1RegQuivIntAct` (5.2.4), since it saves you having to remind SBStrips which quiver you intend to act on.

5.3 Utilities for SB quivers

5.3.1 Is2RegQuiver

▷ `Is2RegQuiver(quiver)` (property)

Argument: *quiver*, a quiver

Returns: either true or false, depending on whether or not *quiver* is 2-regular.

5.3.2 2RegAugmentationOfQuiver

▷ `2RegAugmentationOfQuiver(ground_quiv)` (attribute)

Argument: *ground_quiv*, a sub2-regular quiver (as tested by `IsSpecialBiserialQuiver` (QPA: `IsSpecialBiserialQuiver`))

Returns: a 2-regular quiver of which *ground_quiv* may naturally be seen as a subquiver

If *ground_quiv* is itself 2-regular, then this attribute returns *ground_quiv* identically. If not, then this attribute constructs a brand new quiver object which has vertices and arrows having the same names as those of *ground_quiv*, but also has arrows with names `augarr1`, `augarr2` and so on.

5.3.3 Is2RegAugmentationOfQuiver

▷ `Is2RegAugmentationOfQuiver(quiver)` (property)

Argument: `quiver`, a quiver

Returns: `true` if `quiver` was constructed by 5.3.2 or if `quiver` was an already 2-regular quiver, and `false` otherwise.

5.3.4 OriginalSBQuiverOf2RegAugmentation

▷ `OriginalSBQuiverOf2RegAugmentation(quiver)` (attribute)

Argument: `quiver`, a quiver

Returns: The sub-2-regular quiver of which `quiver` is the 2-regular augmentation. Informally speaking, this attribute is the "inverse" to `2RegAugmentationOfQuiver`.

5.3.5 RetractionOf2RegAugmentation

▷ `RetractionOf2RegAugmentation(quiver)` (attribute)

Argument: `quiver`, a quiver constructed using `2RegAugmentationOfQuiver`

Returns: a function `ret`, which accepts paths in `quiver` as input and which outputs paths in `OriginalSBQuiverOf2RegAugmentation(quiver)` 5.3.2.

One can identify `OriginalSBQuiverOf2RegAugmentation(quiver)` with a subquiver of `quiver`. Some paths in `quiver` lie wholly in that subquiver, some do not. This function `ret` takes those that do to the corresponding path of `OriginalSBQuiverOf2RegAugmentation(quiver)`, and those that do not to the zero path of `OriginalSBQuiverOf2RegAugmentation(quiver)`.

5.4 Miscellaneous utilities for QPA

What follows are minor additional utilities for QPA.

5.4.1 String (for paths of length at least 2)

▷ `String(path)` (method)

Argument: `path`, a path of length at least 2 in a quiver (see `IsPath (QPA: IsPath)` and `LengthOfPath (QPA: LengthOfPath)` for details)

Returns: a string describing `path`

Methods for `String (Reference: String)` already exist for vertices and arrows of a quiver; that is to say, paths of length 0 or 1. QPA forgets these for longer paths: at present, only the default answer "`<object>`" is returned.

A path in QPA is products of arrows. Accordingly, we write its string as a *-separated sequences of its constituent arrows. This is in-line with how paths are printed using `ViewObj (Reference: ViewObj)`.

5.4.2 ArrowsOfQuiverAlgebra

▷ ArrowsOfQuiverAlgebra(*alg*) (operation)

Argument: *alg*, a quiver algebra

Returns: the residues of the arrows in the defining quiver of *alg*, listed together

5.4.3 VerticesOfQuiverAlgebra

▷ VerticesOfQuiverAlgebra(*alg*) (operation)

Argument: *alg*, a quiver algebra

Returns: the residues of the vertices in the defining quiver of *alg*, listed together

5.4.4 FieldOfQuiverAlgebra

▷ FieldOfQuiverAlgebra(*alg*) (operation)

Argument: *alg*, a quiver algebra

Returns: the field of definition of *alg*

5.4.5 DefiningQuiverOfQuiverAlgebra

▷ DefiningQuiverOfQuiverAlgebra(*alg*) (operation)

Argument: *alg*, a quiver algebra

Returns: the quiver of definition of *alg*

This single operation performs `OriginalPathAlgebra` (**QPA: OriginalPathAlgebra**) and then `QuiverOfPathAlgebra` (**QPA: QuiverOfPathAlgebra**)

5.4.6 Paths obtained by adding/removing an arrow at source/target

▷ PathOneArrowLongerAtSource(*path*) (attribute)

▷ PathOneArrowLongerAtTarget(*path*) (attribute)

▷ PathOneArrowShorterAtSource(*path*) (attribute)

▷ PathOneArrowShorterAtTarget(*path*) (attribute)

Argument: *path*, a path

Returns: a path `new_path` which differs from *path* by one arrow in the appropriate way, or fail if no such arrow exists.

Both of the `-Shorter-` attributes require *path* to have length at least 1, as measured by `LengthOfPath` (**QPA: LengthOfPath**).

Both of the `-Longer-` attributes require there to exist a unique arrow to add. So, for example `PathOneArrowLongerAtSource` requires the source of *path* to have indegree exactly 1, as measured by `InDegreeOfVertex` (**QPA: InDegreeOfVertex**). This is always the situation with 1-regular quivers, where these operations are most intended to be used.

Chapter 6

Miscellaneous utilities

In this chapter, we document some additional functionalities that have been implemented in `SBStrips` but which, really, can stand independently of it. Others may find these useful without caring a jot about SB algebras.

6.1 Collected lists

Sometimes it is important to know *where* in a list an element appears. Sometimes, all that matters is *how often* it does. (In mathematical terms, these two ideas respectively correspond to a *sequence* of elements and the multiset of values it takes.) One can of course move from knowing the positions of elements to just knowing their frequency. This is a strict loss of information, but usually not a loss of very important information.

GAP implements this functionality using `Collected` (**Reference: Collected**). Calls to this operation yield lists that store information in a more economical, if slightly less informative, fashion, of which `SBStrips` makes great use. Using `Collected` on a list `list` returns another list, detailing the different elements appearing in `list` and their *multiplicity* (ie, number of instances) in `list`.

```
Example
gap> list := [ "s", "b", "s", "t", "r", "i", "p", "s" ];
[ "s", "b", "s", "t", "r", "i", "p", "s" ]
gap> clist := Collected( list );
[ [ "b", 1 ], [ "i", 1 ], [ "p", 1 ], [ "r", 1 ], [ "s", 3 ],
  [ "t", 1 ] ]
gap> entry := clist[5];
[ "s", 3 ]
```

In the above example, the entry `["s", 3]` in `clist` tells us that the element "s" appears 3 times in `list`. In other words, "s" has *multiplicity* 3 (in `list`).

In this documentation, we will use the terms *elements* and *multiplicities* respectively to mean the first and second entries of entries of a collected list. So, in the above example, the elements of `clist` are "b", "i", "p", "r", "s" and "t" and their respective multiplicities are 1, 1, 1, 1, 3 and 1.

What characterises a collected list is that all of its entries are lists of length 2, the second being a positive integer. Elements may be repeated. This doesn't happen from simple uses of `Collected`, but can result from combining several collected lists, for instance with `Collected` (**Reference: Collected**) or `Append` (**Reference: Append**).

```

Example
gap> hello := Collected( [ "h", "e", "l", "l", "o" ] );
[ [ "e", 1 ], [ "h", 1 ], [ "l", 2 ], [ "o", 1 ] ]
gap> world := Collected( [ "w", "o", "r", "l", "d" ] );
[ [ "d", 1 ], [ "l", 1 ], [ "o", 1 ], [ "r", 1 ], [ "w", 1 ] ]
gap> hello_world := Concatenation( hello, world );
[ [ "e", 1 ], [ "h", 1 ], [ "l", 2 ], [ "o", 1 ], [ "d", 1 ],
  [ "l", 1 ], [ "o", 1 ], [ "r", 1 ], [ "w", 1 ] ]
gap> IsCollectedList( hello_world );
true

```

Here, the element "l" appears twice in `hello_world`, first with multiplicity 2 and then again with multiplicity 1. The element "o" also appears twice with multiplicity 1 each time. Despite this repetition, `hello_world` is still a collected list. It may be "tidied up" using `Recollected` (6.1.6).

```

Example
gap> Recollected( hello_world );
[ [ "e", 1 ], [ "h", 1 ], [ "l", 3 ], [ "o", 2 ], [ "d", 1 ],
  [ "r", 1 ], [ "w", 1 ] ]

```

6.1.1 IsCollectedList

▷ `IsCollectedList(list)` (property)

Argument: `list`, a list

Returns: `true` if all entries of `list` are lists of length 2 having a positive integer in their second entry, and `false` otherwise.

This property will return `true` on lists returned from the GAP operation `Collected` (**Reference: Collected**), as well as on combinations of such lists using `Concatenation` (**Reference: concatenation of lists**) or `Append` (**Reference: Append**). This is the principal intended use of this property.

When this document refers to a *collected list*, it means a list for which `IsCollectedList` returns `true`.

6.1.2 IsCollectedDuplicateFreeList

▷ `IsCollectedDuplicateFreeList(clist)` (property)

Argument: `clist`

Returns: `true` if `clist` is a collected list with no repeated elements

In particular, if `clist` was created by applying `Collected` (**Reference: Collected**) to a duplicate-free list (see `IsDuplicateFreeList` (**Reference: IsDuplicateFreeList**)), then this property will return `true`. This is the principal intended use of this property.

6.1.3 IsCollectedHomogeneousList

▷ `IsCollectedHomogeneousList(clist)` (property)

Argument: `clist`, a collected list

Returns: `true` if the elements of `clist` form a homogeneous list, and `false` otherwise

If *obj* is the result of applying `Collected` (**Reference: `Collected`**) to a homogeneous list, then this property returns `true`. This is the principal intended use of this property.

6.1.4 ElementsOfCollectedList

▷ `ElementsOfCollectedList(clist)` (operation)

Argument: *clist*, a collected list.

Returns: the elements of *clist*.

6.1.5 MultiplicityOfElementInCollectedList

▷ `MultiplicityOfElementInCollectedList(obj, clist)` (operation)

Arguments: *obj*, an object; *clist*, a collected list.

Returns: a nonnegative integer, namely the (total) multiplicity of *obj* in *clist*.

6.1.6 Recollected

▷ `Recollected(clist)` (operation)

Argument: *clist*, a collected list

Returns: a collected list, removing repeated elements in *clist* and totalling their multiplicities.

If *clist* contains entries with matching first entries, say [*obj*, *n*] and [*obj*, *m*], then it will combine them into a single entry [*obj*, *n+m*] with totalised multiplicity. This can be necessary when dealing with concatenations (see `Concatenation` (**Reference: `concatenation of lists`**)) of collected lists.

6.1.7 Uncollected

▷ `Uncollected(clist)` (operation)

Argument: *clist*, a collected list

Returns: a (flat) list, where each element in *clist* appears with the appropriate multiplicity

6.1.8 CollectedLength

▷ `CollectedLength(clist)` (attribute)

Argument: *clist*, a collected list

Returns: the sum of the multiplicities in *clist*

6.1.9 IsCollectedSublist

▷ `IsCollectedSublist(sublist, superlist)` (operation)

Arguments: *sublist* and *superlist*, two collected lists

Returns: true if each element of *sublist* occurs in *superlist* with multiplicity as least that in *sublist*, and false otherwise.

6.1.10 CollectedListElementwiseFunction

▷ CollectedListElementwiseFunction(*clist*, *func*) (operation)

Arguments: *clist*, a collected list; *func*, a function

Returns: a new collected list, obtained from *clist* by applying *func* to each element.

If *func* returns lists (perhaps because it implements a "many-valued function"), consider using CollectedListElementwiseListValuedFunction (6.1.11) instead.

6.1.11 CollectedListElementwiseListValuedFunction

▷ CollectedListElementwiseListValuedFunction(*clist*, *func*) (operation)

Arguments: *clist*, a collected list; *func*, a function (presumed to return lists of objects).

Returns: a new collected list.

Imagine *clist* were unpacked into a flat list, *func* were applied to each element of the flat list in turn and the result concatenated then collected. That is what this operation returns (although it determines the result more efficiently than the procedure just described).

6.1.12 CollectedFiltered

▷ CollectedFiltered(*clist*, *bool_func*) (operation)

Arguments: *clist*, a collected list; *bool_func*, a function that returns either true or false.

Returns: the collected sublist of *clist* featuring only those elements for which *prop* returns true. (Those elements appear in the sublist with the same multiplicity as in *clist*.)

This should be considered the analogue of Filtered (**Reference: Filtered**) for collected lists.

Appendix A

Example algebras

A.1 The function

For your convenience, SBStrips comes bundled with 5 SB algebras built in. We detail these algebras in this appendix. They may be obtained by calling SBStripsExampleAlgebra (A.1.1).

A.1.1 SBStripsExampleAlgebra

▷ SBStripsExampleAlgebra(n) (function)

Arguments: n , an integer between 1 and 5 inclusive

Returns: a SB algebra

Calling this function with argument 1, 2, 3, 4 or 5 respectively returns the algebras described in subsections A.2.1, A.2.2, A.2.3, A.2.4 or A.2.5.

A.2 The algebras

Each algebra is of the form $KQ/\langle\rho\rangle$, where K is the field Rationals in GAP and where Q and ρ are respectively a quiver and a set of relations. These change from example to example.

The L^AT_EX version of this documentation provides pictures of each quiver.

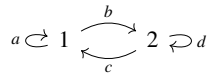
A.2.1 Algebra 1

The quiver and relations of this algebra are specified to QPA as follows.

```
Example
gap> quiv := Quiver(
> 2,
> [ [ 1, 1, "a" ], [ 1, 2, "b" ], [ 2, 1, "c" ], [ 2, 2, "d" ] ]
> );
<quiver with 2 vertices and 4 arrows>
pa := PathAlgebra( Rationals, quiv );
<Rationals[<quiver with 2 vertices and 4 arrows>]>
gap> rels := [
> pa.a * pa.a, pa.b * pa.d, pa.c * pa.b, pa.d * pa.c,
> pa.c * pa.a * pa.b, (pa.d)^4,
> pa.a * pa.b * pa.c - pa.b * pa.c * pa.a
```

```
> ];
[ (1)*a^2, (1)*b*d, (1)*c*b, (1)*d*c, (1)*c*a*b,
  (1)*d^4, (1)*a*b*c+(-1)*b*c*a ]
```

Here is a picture of the quiver.



The relations of this algebra are chosen so that the nonzero paths of length 2 are: $a*b$, $b*c$, $c*a$, $d*d$.

The simple module associated to vertex v_2 has infinite syzygy type.

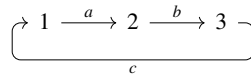
A.2.2 Algebra 2

The quiver and relations of this algebra are specified to QPA as follows.

Example

```
gap> quiv := Quiver(
> 3,
> [ [ 1, 2, "a" ], [ 2, 3, "b" ], [ 3, 1, "c" ] ]
> );
<quiver with 3 vertices and 3 arrows>
gap> pa := PathAlgebra( Rationals, quiv );
<Rationals[<quiver with 3 vertices and 3 arrows>]>
gap> rels := NthPowerOfArrowIdeal( pa, 4 );
[ (1)*a*b*c*a, (1)*b*c*a*b, (1)*c*a*b*c ]
```

Here is a picture of the quiver.



(In other words, this quiver is the 3-cycle quiver, and the relations are the paths of length 4.) The nonzero paths of length 2 are: $a*b$, $b*c$, $c*a$.

This algebra is a Nakayama algebra, and so has finite representation type. *A fortiori*, it is syzygy-finite.

A.2.3 Algebra 3

The quiver and relations of this algebra are specified to QPA as follows.

Example

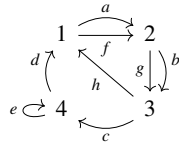
```
gap> quiv := Quiver(
> 4,
> [ [ 1,2,"a"], [ 2,3,"b"], [ 3,4,"c"], [ 4,1,"d"], [ 4,4,"e"], [ 1,2,"f"],
> [ 2,3,"g"], [ 3,1,"h" ] ]
> );
<quiver with 4 vertices and 8 arrows>
gap> pa := PathAlgebra( Rationals, quiv );
<Rationals[<quiver with 4 vertices and 8 arrows>]>
gap> rels := [
```

```

> pa.a * pa.g, pa.b * pa.h, pa.c * pa.e, pa.d * pa.f,
> pa.e * pa.d, pa.f * pa.b, pa.g * pa.c, pa.h * pa.a,
> pa.a * pa.b * pa.c * pa.d * pa.a - ( pa.f * pa.g * pa.h )^2 * pa.f,
> pa.d * pa.a * pa.b * pa.c - ( pa.e )^3,
> pa.c * pa.d * pa.a * pa.b * pa.c,
> ( pa.h * pa.f * pa.g )^2 * pa.h
> ];
[ (1)*a*g, (1)*b*h, (1)*c*e, (1)*d*f, (1)*e*d, (1)*f*b, (1)*g*c,
  (1)*h*a, (1)*a*b*c*d*a+(-1)*f*g*h*f*g*h*f, (-1)*e^3+(1)*d*a*b*c,
  (1)*c*d*a*b*c, (1)*h*f*g*h*f*g*h ]

```

Here is a picture of the quiver.



The relations of this algebra are chosen so that the nonzero paths of length 2 are: $a*b$, $b*c$, $c*d$, $d*a$, $e*e$, $f*g$, $g*h$ and $h*f$.

A.2.4 Algebra 4

The quiver and relations of this algebra are specified to QPA as follows.

Example

```

gap> quiv := Quiver(
> 8,
> [ [ 1, 1, "a" ], [ 1, 2, "b" ], [ 2, 2, "c" ], [ 2, 3, "d" ],
> [ 3, 4, "e" ], [ 4, 3, "f" ], [ 3, 4, "g" ], [ 4, 5, "h" ],
> [ 5, 6, "i" ], [ 6, 5, "j" ], [ 5, 7, "k" ], [ 7, 6, "l" ],
> [ 6, 7, "m" ], [ 7, 8, "n" ], [ 8, 8, "o" ], [ 8, 1, "p" ]
> );
<quiver with 8 vertices and 16 arrows>
gap> pa := PathAlgebra( Rationals, quiv );
<Rationals[<quiver with 8 vertices and 16 arrows>]>
gap> rels := [
> pa.a * pa.a, pa.b * pa.d, pa.c * pa.c, pa.d * pa.g, pa.e * pa.h,
> pa.f * pa.e, pa.g * pa.f, pa.h * pa.k, pa.i * pa.m, pa.j * pa.i,
> pa.k * pa.n, pa.l * pa.j,
> pa.m * pa.l, pa.n * pa.p, pa.o * pa.o, pa.p * pa.b,
> pa.a * pa.b * pa.c * pa.d,
> pa.e * pa.f * pa.g * pa.h,
> pa.g * pa.h * pa.i * pa.j * pa.k,
> pa.c * pa.d * pa.e - pa.d * pa.e * pa.f * pa.g,
> pa.f * pa.g * pa.h * pa.i - pa.h * pa.i * pa.j * pa.k * pa.l,
> pa.j * pa.k * pa.l * pa.m * pa.n - pa.m * pa.n * pa.o,
> pa.o * pa.p * pa.a * pa.b - pa.p * pa.a * pa.b * pa.c
> ];

```

The relations of this algebra are chosen so that the nonzero paths of length 2 are: $a*b$, $b*c$, $c*d$, $d*e$, $e*f$, $f*g$, $g*h$, $h*i$, $i*j$, $j*k$, $k*l$, $l*m$, $m*n$, $n*o$, $o*p$ and $p*a$.

A.2.5 Algebra 5

The quiver and relations of this algebra are specified to QPA as follows.

Example

```

gap> quiv := Quiver(
> 4,
> [ [ 1, 2, "a" ], [ 2, 3, "b" ], [ 3, 4, "c" ], [ 4, 1, "d" ],
> [ 1, 2, "e" ], [ 2, 3, "f" ], [ 3, 1, "g" ], [ 4, 4, "h" ] ]
> );
<quiver with 4 vertices and 8 arrows>
gap> pa := PathAlgebra( Rationals, quiv5 );
<Rationals[<quiver with 4 vertices and 8 arrows>]>
gap> rels := [
> pa.a * pa.f, pa.b * pa.g, pa.c * pa.h, pa.d * pa.e, pa.e * pa.b,
> pa.f * pa.c, pa.g * pa.a, pa.h * pa.d,
> pa.b * pa.c * pa.d * pa.a * pa.b * pa.c,
> pa.d * pa.a * pa.b * pa.c * pa.d * pa.a,
> ( pa.h )^6,
> pa.a * pa.b * pa.c * pa.d * pa.a * pa.b -
>   pa.e * pa.f * pa.g * pa.e * pa.f * pa.g * pa.e * pa.f,
> pa.c * pa.d * pa.a * pa.b * pa.c * pa.d -
>   pa.g * pa.e * pa.f * pa.g * pa.e * pa.f * pa.g
> ];
[ (1)*a*f, (1)*b*g, (1)*c*h, (1)*d*e, (1)*e*b, (1)*f*c, (1)*g*a,
  (1)*h*d, (1)*b*c*d*a*b*c, (1)*d*a*b*c*d*a, (1)*h^6,
  (1)*a*b*c*d*a*b+(-1)*e*f*g*e*f*g*e*f,
  (1)*c*d*a*b*c*d+(-1)*g*e*f*g*e*f*g ]

```

The relations of this algebra are chosen so that the nonzero paths of length 2 are: $a*b$, $b*c$, $c*d$, $d*a$, $e*f$, $f*g$, $g*e$, $h*h$.

References

- [All21] J. Allen. Syzygies of string modules for special biserial algebras, 2021. Work in progress. [10](#)
- [ASS06] I. Assem, D. Simson, and A. Skowronski. *Elements of the Representation Theory of Associative Algebras, volume I: Techniques of Representation Theory*. Number 65 in London Mathematical Society student texts. Cambridge University Press, 2006. [18](#), [19](#)
- [Ben95] D. J. Benson. *Representations and Cohomology, I: Basic representation theory of finite groups and associative algebras*. Number 30 in Cambridge Studies in Advanced Mathematics. Cambridge University Press, 1995. [19](#)
- [Dro80] J. A. Drozd. Tame and wild matrix problems. In P. Gabriel and V. Dlab, editors, *Representation Theory II*, volume 832 of *Lecture Notes in Mathematics*, pages 242–258. Springer, Berlin, Heidelberg, 1980. [19](#)
- [EHIS04] K. Erdmann, T. Holm, O. Iyama, and J. Schröer. Radical embeddings and representation dimension. *Advances in Mathematics*, 185:159–177, 2004. [16](#)
- [Gal] J. Galstad. PhD thesis. Work in progress. [21](#)
- [Gél20] V. Gélinas. The depth, the delooping level and the finitistic dimension. preprint, 2020. [21](#)
- [GHZ96] K. R. Goodearl and B. Huisgen-Zimmermann. Repetitive resolutions over classical orders and finite dimensional algebras. In I. Reiten, S. O. Smalø, and O. Solberg, editors, *Algebras and modules II: Eighth International Conference on Representations of Algebras, August 4-10, 1996, Geiranger, Norway*, volume 24 of *CMS Conference Proceedings*, pages 205–226. Canadian Mathematical Society, 1996. [20](#)
- [HZ16] B. Huisgen-Zimmermann. Representation-tame algebras need not be homologically tame. *Algebras and Representation Theory*, 19:943–956, 2016. [21](#)
- [LM04] S. Liu and J.-P. Morin. The strong no loop conjecture for special biserial algebras. *Proceedings of the American Mathematical Society*, 132(12):3513–3523, 2004. [5](#), [21](#)
- [Ric19] J. Rickard. Unbounded derived categories and the finitistic dimension conjecture. *Advances in Mathematics*, 354, 2019. [16](#), [20](#)
- [WW85] B. Wald and J. Waschbüsch. Tame biserial algebras. *Journal of Algebra*, 95:480–500, 1985. [21](#)

Index

- [1RegQuivIntAct](#), 30
- [1RegQuivIntActionFunction](#), 30
- [2RegAugmentationOfQuiver](#), 30

- Definitions and notation
 - (right) modules, 18
 - additive closure, 19
 - admissible ideals, 18
 - algebras, 18
 - arrow ideal, 18
 - collected list, 33
 - composition series, 19
 - element (of a collected list), 33
 - finite representation type, 19
 - indecomposable modules, 19
 - injective modules, 19
 - isomorphism type of a module, 19
 - multiplicity (of an element of a collected list), 33
 - path algebras, 18
 - paths in a quiver, 18
 - paths in an algebra, 18
 - pin (= projective, injective, nonuniserial) modules, 21
 - projective modules, 19
 - quiver algebra, 29
 - quiver algebras, 18
 - quivers, 18
 - representations of quivers, 18
 - simple modules, 19
 - special biserial algebras, abstractly, 21
 - special biserial algebras, in GAP, 7
 - string graphs, 21
 - string modules, 21
 - syzygy repetition index of a module, 20
 - syzygy type and index of a module, 20
 - tame representation type, 19
 - uniserial modules, 19
 - wild representation type, 19

- [ARInverseTranslateOfStrip](#), 27
- [ArrowsOfQuiverAlgebra](#), 32
- [ARTranslateOfStrip](#), 27

- [CollectedFiltered](#), 36
- [CollectedLength](#), 35
- [CollectedListElementwiseFunction](#), 36
- [CollectedListElementwiseListValuedFunction](#), 36
- [CollectedNthSyzygyOfStrip](#) for strips, 25
- [CollectedSyzygyOfStrip](#) for strips, 25

- [DefiningQuiverOfQuiverAlgebra](#), 32
- [DeloopingLevelOfSBAIfAtMostN](#), 28
- [DeloopingLevelOfStripIfAtMostN](#), 28
- [DirectSumModuleOfListOfStrips](#) for a (flat) list of strips, 26
- for a collected list of strips, 26
- [DOfStrip](#), 26
- [DTrOfStrip](#), 27

- [ElementsOfCollectedList](#), 35

- [FieldOfQuiverAlgebra](#), 32

- [IndecInjectiveStripsOfSBAIfAtMostN](#), 24
- [IndecProjectiveStripsOfSBAIfAtMostN](#), 23
- [InfoSBStrips](#), 6
- [Is1RegQuiver](#), 29
- [Is2RegAugmentationOfQuiver](#), 31
- [Is2RegQuiver](#), 30
- [IsCollectedDuplicateFreeList](#), 34
- [IsCollectedHomogeneousList](#), 34
- [IsCollectedList](#), 34
- [IsCollectedSublist](#), 35
- [IsFiniteSyzygyTypeStripByNthSyzygy](#), 27
- [IsIndecInjectiveStrip](#), 24
- [IsIndecProjectiveStrip](#), 24

IsStripDirectSummand, 26
IsWeaklyPeriodicStripByNthSyzygy, 27
IsZeroStrip, 24

ModuleOfStrip, 26
MultiplicityOfElementInCollectedList,
35

NthSyzygyOfStrip
for strips, 25

OppositeStrip, 26
OriginalSBQuiverOf2RegAugmentation, 31

PathBySourceAndLength, 29
PathByTargetAndLength, 29
PathOneArrowLongerAtSource, 32
PathOneArrowLongerAtTarget, 32
PathOneArrowShorterAtSource, 32
PathOneArrowShorterAtTarget, 32

Recollected, 35
RetractionOf2RegAugmentation, 31

SBStripsExampleAlgebra, 37
SimpleStripsOfSBAlg, 23
String
for paths of length at least 2, 31
Stripify
for a path of a special biserial algebra, 22
for an arrow, +/-1 and a list of integers, 22
SuspensionOfStrip, 27
SyzygyOfStrip
for strips, 25

TestInjectiveStripsUpToNthSyzygy, 28
TransposeOfStrip, 26
TrDOfStrip, 27
TrOfStrip, 26

Uncollected, 35
UniserialStripsOfSBAlg, 23

VectorSpaceDualOfStrip, 26
VerticesOfQuiverAlgebra, 32

WidthNStripsOfSBAlg, 23
WidthOfStrip, 24
WithoutProjectiveStrips, 28

Bibliography

- [All21] Joe Allen. *SBStrips – for syzygies of string modules over special biserial algebras, Version 0.6.5*, 2021. <https://jw-allen.github.io/sbstrips/>.
- [AR91] Maurice Auslander and Idun Reiten. Cohen-macaulay and gorenstein artin algebras. In G. O. Michler and C. M. Ringel, editors, *Representation Theory of Finite Groups and Finite-Dimensional Algebras*, volume IX of *Progress in Mathematics*, pages 221–245. Birkhäuser, Basel, 1991.
- [ASS06] Ibrahim Assem, Daniel Simson, and Andrzej Skowroński. *Elements of the Representation Theory of Associative Algebras, Volume 1: Techniques of Representation Theory*. Cambridge University Press, 2006.
- [Bas60] Hyman Bass. Finitistic dimension and a homological generalization of semi-primary rings. *Transactions of the American Mathematical Society*, 95(3):466–488, 1960.
- [Ben95] D. J. Benson. *Representations and Cohomology, I: Basic representation theory of finite groups and associative algebras*. Number 30 in Cambridge Studies in Advanced Mathematics. Cambridge University Press, 1995.
- [Cib93] Claude Cibils. The syzygy quiver and the finitistic dimension. *Communications in Algebra*, 21(11):4167–4171, 1993.
- [Cum20] Charley Cummings. Ring constructions and generation of the unbounded derived module category. Preprint available at arxiv.org/abs/1904.13284, accepted for publication, 2020.
- [Dro80] J. A. Drozd. Tame and wild matrix problems. In P. Gabriel and V. Dlab, editors, *Representation Theory II*, volume 832 of *Lecture Notes in Mathematics*, pages 242–258. Springer, 1980.
- [EHIS04] Karin Erdmann, Thorsten Holm, Osamu Iyama, and Jan Schröer. Radical embeddings and representation dimension. *Advances in Mathematics*, 185:159–177, 2004.
- [Erd90] Karin Erdmann. *Blocks of Tame Representation Type and Related Algebras*, volume 1428 of *Lecture Notes in Mathematics*. Springer, 1990.
- [Ful68] Kent R. Fuller. Generalised uniserial rings and their Kupisch series. *Mathematische Zeitschrift*, 106:248–260, 1968.
- [Gal] Julia Galstad. *Title unknown*. PhD thesis, University of California, Santa Barbara. Work in progress (presumed).
- [GAP19] The GAP Group. *GAP – Groups, Algorithms, and Programming, Version 4.10.2*, 2019. <https://www.gap-system.org>.
- [Gél20] Vincent Gélinas. The depth, the delooping level and the finitistic dimension. Preprint available at arxiv.org/abs/2004.04828, 2020.
- [GHZ98] K.R. Goodearl and B. Huisgen-Zimmermann. Repetitive resolutions over classical orders and finite dimensional algebras. In Idun Reiten, Sverre O. Smalø, and Øyvind Solberg, editors, *Algebras and Modules II, International Conference on Representations of Algebras (8th : Gerainger, Norway : 1996)*, volume 24 of *CMS Conference Proceedings*, pages 205–226. American Mathematical Society, 1998.

- [GP68] Izrail Moiseevich Gel'fand and V. A. Ponomarev. Indecomposable representations of the Lorentz group. *Uspekhi Matematicheskikh Nauk*, 23(2), 1968.
- [GPS18] Edward L. Green, Chrysostomos Psaroudakis, and Øyvind Solberg. Reduction techniques for the finitistic dimension. Preprint available at arxiv.org/abs/1808.03564, accepted for publication in *Transactions of the American Mathematical Society*, 2018.
- [GZH91] Edward L. Green and Birge Zimmerman-Huisgen. Finitistic dimension of artinian rings with vanishing radical cube. *Mathematische Zeitschrift*, 206:505–526, 1991.
- [Har66] Robin Hartshorne. *Residues and duality*. Lecture Notes in Mathematics. Springer, 1966.
- [How15] Tom Howard. Complexity classes of modules over finite dimensional algebras. *Journal of Pure and Applied Algebra*, 219:5195–5205, 2015.
- [HZ16] Birge Huisgen-Zimmermann. Representation-tame algebras need not be homologically tame. *Algebras and Representation Theory*, 19:943–956, 2016.
- [HZS05] B. Huisgen-Zimmermann and S.O. Smalø. The homology of string algebras I. *Journal für die reine und angewandte Mathematik*, 580:1–37, 2005.
- [IT05] Kiyoshi Igusa and Gordana Todorov. On the finitistic global dimension conjecture for Artin algebras. In Ragnar Buchweitz and Helmut Lenzing, editors, *Representations of Algebras and Related Topics*, Fields Institute Communications, pages 201–204. American Mathematical Society, 2005.
- [LM04] Shiping Liu and Jean-Philippe Morin. The strong no loop conjecture for special biserial algebras. *Proceedings of the American Mathematical Society*, 132(12):3513–3523, 2004.
- [Mer98] Héctor A. Merklen. Modules of finite projective dimension over nice weakly triangular algebras. *UME-ISP*, 3(4):423–445, 1998.
- [Nee01] Amnon Neeman. *Triangulated Categories*. Princeton University Press, 2001.
- [QPA18] The QPA team. *QPA – Quivers, path algebras and representations, Version 1.29*, 2018. <https://folk.ntnu.no/oyvinso/QPA/>.
- [Ric19] Jeremy Rickard. Unbounded derived categories and the finitistic dimension conjecture. *Advances in Mathematics*, 354, 2019.
- [Rie14] Emily Riehl. *Category Theory in Context*. Available online, 2014.
- [Sal94] Leonardo Salmerón. Special biserial algebras and ultimate closure. *Aportaciones Matemáticas: Comunicaciones*, 14:193–201, 1994.
- [Sch00] Jan Schröer. On the infinite radical of a module category. *Proceedings of the London Mathematical Society*, 3(81):651–674, 2000.
- [Sma98] Sverre O. Smalø. The supremum of the difference between the big and little finitistic dimension is infinite. *Proceedings of the American Mathematical Society*, 126(9):2619–2622, 1998.
- [SW83] Andrzej Skowroński and Josef Waschbüsch. Representation-finite biserial algebras. *Journal für die reine und angewandte Mathematik*, 1983(345):172–181, 1983.
- [Ver67] Jean-Louis Verdier. *Des catégories dérivées et des catégories abéliennes*. PhD thesis, Université de Paris, 1967. (Verdier's thesis did not see wide publication until in *Astérisque* in 1996, after his death. It was modified to form an article in *SGA 4 $\frac{1}{2}$* . Both references are included below.)
- [Ver77] Jean-Louis Verdier. Catégories dérivées, état 0. In Pierre Deligne, editor, *Séminaire de Géométrie Algébrique du Bois-Marie SGA 4 $\frac{1}{2}$* , Lecture Notes in Mathematics, pages 262–312. Springer, 1977.
- [Ver96] Jean-Louis Verdier. Des catégories dérivées des catégories abéliennes. *Astérisque*, 239:1–253, 1996.
- [Wei94] Charles A Weibel. *An Introduction to Homological Algebra*, volume 38 of *Cambridge Studies in Advanced Mathematics*. Cambridge University Press, 1994.

- [WW85] Burkhard Wald and Josef Waschbüsch. Tame biserial algebras. *Journal of Algebra*, 95:480–500, 1985.
- [ZH91] Birge Zimmermann-Huisgen. Predicting syzygies over monomial relation algebras. *Manuscripta Mathematica*, 70:157–182, 1991.
- [ZH92] Birge Zimmermann-Huisgen. Homological domino effects and the first finitistic dimension conjecture. *Inventiones mathematicae*, 108:369–383, 1992.
- [ZH93] Birge Zimmermann-Huisgen. Bounds on global and finitistic dimension for finite dimensional algebras with vanishing radical cube. *Journal of Algebra*, 161:47–68, 1993.