

GEOMETRIC CONSTRUCTION OF CANONICAL 3D GADGETS IN ORIGAMI EXTRUSIONS

MAMORU DOI

Abstract. In a series of our three previous papers, we presented several constructions of positive and negative 3D gadgets in origami extrusions which create with two simple outgoing pleats a top face parallel to the ambient paper and two side faces sharing a ridge, where a 3D gadget is said to be positive (resp. negative) if the top face of the resulting gadget seen from the front side lies above (resp. below) the ambient paper. For any possible set of angle parameters, we obtained an infinite number of positive 3D gadgets in our second paper, while we obtained a unique negative 3D gadget by our third construction in our third paper.

In this paper we present a geometric (ruler and compass) construction of our third negative 3D gadgets, while the construction presented in our third paper was a numerical one using a rather complicated formula. Also, we prove that there exists a unique positive 3D gadget corresponding to each of our third negative ones. Thus we obtain a canonical pair of a positive and a negative 3D gadget. The proof is based on a geometric redefinition of the critical angles which we introduced in constructing our positive 3D gadgets. This redefinition also enables us to give a simplified proof of the existence theorem of our positive 3D gadgets in our second paper. As an application, we can construct a positive and a negative extrusion from a common crease pattern by using the canonical counterparts, as long as there arise no interferences.

1. INTRODUCTION

This is the fourth in a series of our papers on constructions of 3D gadgets in origami extrusions, where an origami extrusion is a folding of a 3D object in the middle of a flat piece of paper, and 3D gadgets are ingredients for origami extrusions which create faces with solid angles. In our three previous papers [2], [3] and [4], we studied 3D gadgets which create with two simple outgoing pleats a top face parallel to the ambient paper and two side faces sharing a ridge, where a simple pleat consists of a mountain and a valley fold which are parallel to each other. If the top face of a 3D gadget seen from the front side lies above (resp. below) the ambient paper, then the 3D gadget is said to be *positive* (resp. *negative*).

In our second paper [3], we presented a construction of positive 3D gadgets with flat back sides extending the construction in [2], which improve the 3D gadgets developed by Natan with a supporting pyramid on the back side [5], where we named our positive 3D gadgets (positive) *origon gadgets* or simply (positive) *origons*. Meanwhile, in our third paper [4], we presented three constructions of negative 3D gadgets in origami extrusions in addition to two known constructions before ours, of which we also extended Cheng’s construction [1]. Let us also call negative 3D gadgets by our three constructions *negative origon gadgets* or simply *negative origons*.

The constructions of the crease patterns of positive and our third negative origon gadgets are characterized by the ‘dividing point’ of the circular arc which has a radius of the same length as the ridge and subtains the angle formed between the side faces in the development. In our second paper [3], we introduced the critical angles by which the possible range of the dividing point is determined. Then we proved that for any possible set of angle parameters, there exist infinitely many positive origons which are distinguished by the choice of the dividing point. Meanwhile, in our third paper

we proved that for any possible set of angle parameters, our third construction provides a unique negative origon. Let us call a negative origon gadget uniquely obtained in our third construction a *canonical* negative origon (gadget). The unique dividing point for a canonical negative origon is specified by the rotation angle from either endpoint of the arc. However, the angle was not given geometrically but numerically by a rather complicated formula.

In this paper we present a geometric (ruler and compass) construction of canonical negative origon gadgets in Construction 3.1. This solves the problem which came up in the conclusion of [4]. Also, we prove in Theorem 4.1 that for any canonical negative origon gadget, there exists a positive one with the same set of angle parameters and the same choice of the dividing point as the negative one. This result yields a *canonical* positive origon among infinitely many compatible ones, and a *canonical pair* consisting of a positive and a negative origon which are both canonical and correspond to each other. The proof is done by showing that the dividing point lies in the range of constructibility of positive origons, which is determined by the critical angles. For this purpose, we give in Definition 2.6 a geometric redefinition of the critical angles, which directly determines the range of constructibility. Using this redefinition, which is simpler than the original geometric definition and its numerical rephrasing given in [3], we can give a simplified proof of the existence theorem of positive origons in Theorem 2.16.

As an application of canonical pairs, we can construct a positive and a negative extrusion made of origon gadgets from a common crease pattern by replacing each origon with its canonical counterpart.

Convention 1.1. We will use the following conventions.

- (1) As in our previous papers, we will use subscript σ for ‘L’ and ‘R’ standing for ‘left’ and ‘right’ respectively, and σ' for the other side of σ , that is,

$$\sigma' = \begin{cases} \text{R} & \text{if } \sigma = \text{L}, \\ \text{L} & \text{if } \sigma = \text{R}. \end{cases}$$

- (2) We will use ‘development’ for the flat piece of paper obtained by developing a 3D gadget, which includes not only the net of the extruded object but also the creases hidden behind after the folding.
- (3) We will determine the standard side from which a 3D gadget is seen so that the extruded faces lie above the ambient paper. Thus we will usually consider the development of a positive (resp. negative) gadget seen from the front (resp. back) side.
- (4) If we denote a circular arc with endpoints A and B by \widehat{AB} , then we will regard the arc as swept *counterclockwise* from A to B .
- (5) If we denote an angle by $\angle_+ BAC$ (resp. $\angle_- BAC$), then we will regard the angle as the rotation angle around A of the ray starting from A through B to the ray starting from A through C measured counterclockwise (resp. clockwise), which may take a negative value depending on the range of the angle under consideration.

To fix the conditions and the construction of typical points, lines and angles common to all of the later constructions of origon gadgets, we prepare the following.

Construction 1.2. We consider a net on a flat piece of paper as in Figure 1.3, where $\alpha, \beta_L, \beta_R, \gamma \in (0, \pi)$. We require the following conditions on α (or γ), $\beta_L, \beta_R, \delta_L$ and δ_R .

- (i) $\alpha < \beta_L + \beta_R$, $\beta_L < \alpha + \beta_R$ and $\beta_R < \alpha + \beta_L$, or equivalently, $\beta_L + \gamma/2 < \pi$, $\beta_R + \gamma/2 < \pi$ and $\beta_L + \beta_R + \gamma/2 > \pi$.
- (ii) $\alpha + \beta_L + \beta_R < 2\pi$, or equivalently, $\gamma > 0$.

To construct a negative gadget from the above net, we prescribe its simple outgoing pleats by introducing parameters δ_σ for their changes from the direction of $\overrightarrow{AB_\sigma}$ for $\sigma = L, R$, for which we further require the following conditions.

- (iii.a) $\delta_L \geq 0$ and $\delta_R \geq 0$, where we take clockwise (resp. counterclockwise) direction as positive for $\sigma = L$ (resp. $\sigma = R$).
- (iii.b) $\delta_L < \beta_L$ and $\delta_L < \beta_L$.
- (iii.c) $\alpha + \beta_L + \beta_R - \delta_L - \delta_R > \pi$, or equivalently, $\gamma + \delta_L + \delta_R < \pi$.

In particular, if $\delta_L = \delta_R = 0$, then conditions (iii.a)–(iii.c) are simplified as

- (iii) $\alpha + \beta_L + \beta_R > \pi$, or equivalently, $\gamma < \pi$.

Then we construct the creases of simple pleats (ℓ_L, m_L) and (ℓ_R, m_R) consisting of a mountain and a valley fold parallel to each other, which we prescribe as the outgoing pleats of positive and negative origins as follows, where we regard σ as taking both L and R.

- (1) Draw a ray ℓ_L starting from B_L and going to the direction of $\overrightarrow{AB_L}$ followed by a clockwise rotation by δ_L . Also, draw a ray ℓ_R starting from B_R and going to the direction of $\overrightarrow{AB_R}$ followed by a counterclockwise rotation by δ_R . Following Convention 1.1, (5), we can also define ℓ_L (resp. ℓ_R) as a ray starting from B_L (resp. B_R) such that $\angle_+ AB_L \ell_L = \pi - \delta_L$ (resp. $\angle_- AB_R \ell_R = \pi - \delta_R$).
- (2) Draw a perpendicular to ℓ_σ through B_σ for both $\sigma = L, R$, letting C be the intersection point.
- (3) Draw a perpendicular bisector m_σ to segment $B_\sigma C$ for both $\sigma = L, R$, letting P be the intersection point. Since P is the excenter of $\triangle CB_L B_R$, segment AP is a perpendicular bisector of segment $B_L B_R$ and also a bisector of $\angle B_L A B_R$.

The resulting creases are shown as solid lines in Figure 1.4.

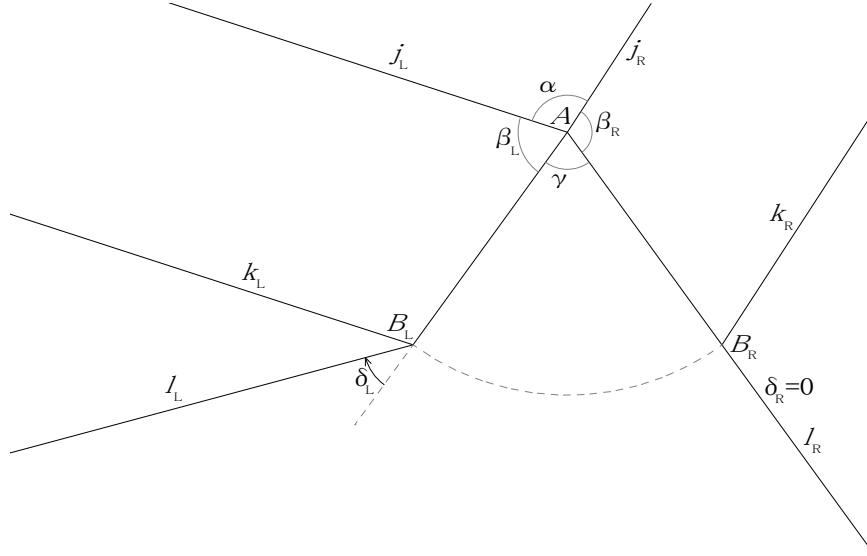


FIGURE 1.3. Net of a 3D object which we want to extrude with an origin gadget

Remark 1.5. Define $\gamma_\sigma \in (-\pi/2, \pi/2)$ by $\gamma_L = \angle_+ B_L A C$ and $\gamma_R = \angle_+ B_R A C$, so that we have $\gamma_L + \gamma_R = \gamma$. In our previous papers [2], [3] and [4], we assumed $\delta_\sigma < \pi/2$ in addition to $\delta_\sigma < \beta_\sigma$

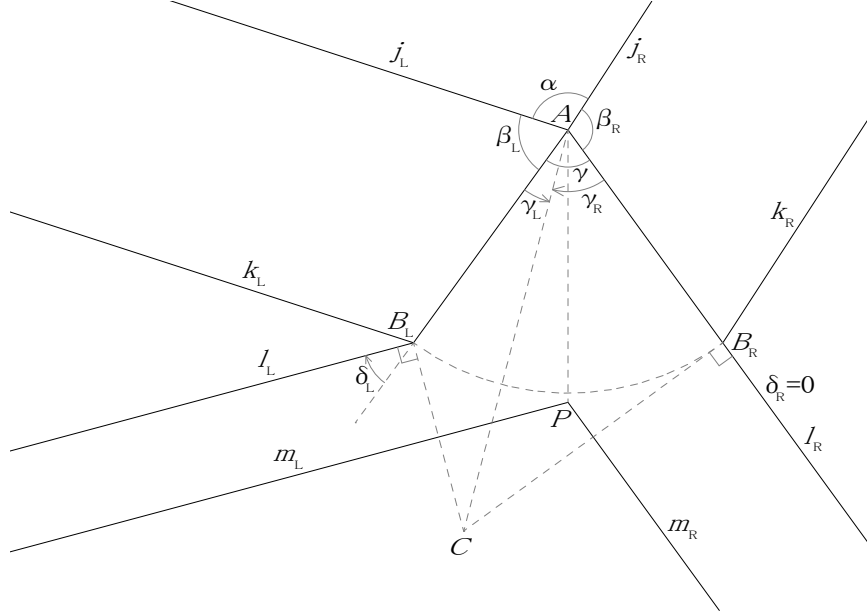


FIGURE 1.4. Construction of creases of prescribed pleats for an origon gadget

in condition (iii.b). This was because angle γ_σ is given by

$$(1.1) \quad \tan \gamma_\sigma = \frac{1 - \cos \gamma + \sin \gamma \tan \delta_{\sigma'}}{\sin \gamma + \cos \gamma \tan \delta_{\sigma'} + \tan \delta_\sigma}, \quad \text{or}$$

$$\tan \left(\gamma_\sigma - \frac{\gamma}{2} \right) = \frac{\tan \delta_{\sigma'} - \tan \delta_\sigma}{2 + (\tan \delta_\sigma + \tan \delta_{\sigma'}) / \tan(\gamma/2)},$$

and we avoided the appearance of $\tan(\pi/2)$. However, since we see from condition (iii.c) of Construction 1.2 that δ_L and δ_R do not take $\pi/2$ simultaneously, we can define $\tan \gamma_\sigma$ continuously even at $\delta_\sigma = \pi/2$ or $\delta_{\sigma'} = \pi/2$ by the limit of $\tan \gamma_\sigma$ as $\delta_\sigma \rightarrow \pi/2$ or $\delta_{\sigma'} \rightarrow \pi/2$, so that we have

$$\gamma_\sigma = \begin{cases} 0 & \text{if } \delta_\sigma = \pi/2, \\ \gamma & \text{if } \delta_{\sigma'} = \pi/2 \end{cases}$$

as expected. Hence in this paper we will not assume $\delta_\sigma < \pi/2$ in condition (iii.b). Note that $\gamma_\sigma < 0$ holds if and only if $\delta_\sigma > \pi/2$, in which case we have $\gamma_{\sigma'} = \gamma - \gamma_\sigma > \gamma$ and $\delta_{\sigma'} < \pi/2$.

We end this section with the organization of this paper. In Section 2, we give in Definition 2.6 a redefinition of critical angles originally introduced in [3], and then recall the construction of positive origon gadgets in Construction 2.8. Then after proving the equivalence of the original and the new definition of the critical angles in Theorem 2.13, we give in Theorem 2.16 a simplified proof of the existence theorem of positive origons using the new definition of critical angles. In Section 3, we give in Construction 3.1 a geometric (ruler and compass) construction of canonical negative origon gadgets. The equivalence of the original numerical and the new geometric definition of the canonical dividing point is proved in Theorem 3.7. Then in Section 4, we prove in Theorem 4.1 the existence of canonical positive origons. Finally, Section 5 gives our conclusion.

2. REDEFINITION OF THE CRITICAL ANGLES

First we recall the original definition of the critical angles used in constructing positive origon gadgets, which is given in [3], Definition 3.2.

Definition 2.1. Consider a development as in Figure 1.4, for which we assume conditions (i), (ii) and (iii.a)–(iii.c) of Construction 1.2. Then we define the *critical angles* $\zeta_\sigma \in (0, \gamma/2]$ for $\sigma = L, R$ by the following construction, where all procedures are done for both $\sigma = L, R$.

- (1) Draw a ray n_σ starting from B_σ and going inside $\angle B_L A B_R$ so that $\angle A B_\sigma n_\sigma = \pi - \beta_\sigma + \delta_\sigma < \pi$.
- (2) Let Q_σ be the intersection point of ray n_σ and polygonal chain APm_σ .
- (3) Then we define the critical angle ζ_σ by

$$\zeta_\sigma = \angle B_\sigma A Q_\sigma.$$

- (4) Let D_σ be a point in minor arc $\widehat{B_L B_R}$ such that $\angle B_\sigma A D_\sigma = 2\zeta_\sigma$. Let us call D_σ a *critical dividing point*.
- (5) The critical angles ζ_L, ζ_R and the critical dividing points D_L, D_R constructed here are shown in Figure 2.7, where the possible range of radius AD of minor arc $\widehat{B_L B_R}$ with center A is shaded, which is used in Construction 2.8, (1).

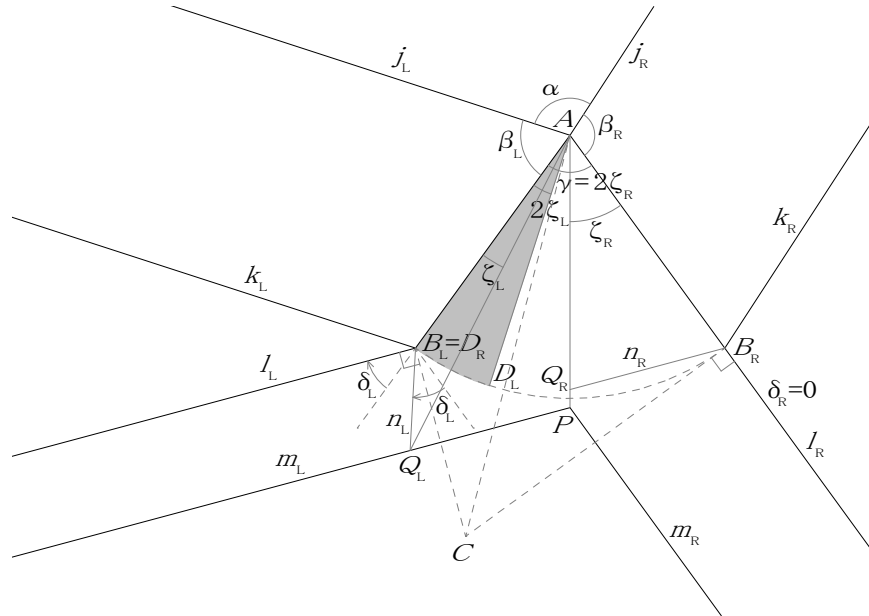


FIGURE 2.2. Original construction of the critical angles ζ_L, ζ_R and the critical dividing points D_L, D_R

The critical angles are also defined numerically by the following result.

Proposition 2.3 ([3], Proposition 3.6). *The critical angle ζ_σ given in Definition 2.1 is numerically given by*

$$(2.1) \quad \zeta_\sigma = \begin{cases} \tan^{-1} \left(\frac{1 - d_\sigma/c'}{1/c + 1/c' + (1 + d_\sigma/c)/b_\sigma} \right) & \text{if } \beta_\sigma + \gamma/2 + \delta_{\sigma'} \leq \pi, \\ \gamma/2 & \text{if } \beta_\sigma + \gamma/2 + \delta_{\sigma'} \geq \pi, \end{cases}$$

where we set

$$b_\sigma = \tan(\beta_\sigma - \delta_\sigma), \quad c = \tan(\gamma/2), \quad c' = \tan(\gamma/2 + \delta_L + \delta_R), \quad \text{and } d_\sigma = \tan \delta_\sigma.$$

In particular, if $\delta_L = \delta_R = 0$, then we have $c = c' = \tan(\gamma/2)$ and $d_L = d_R = 0$, so that

$$\zeta_\sigma = \tan^{-1} \left(\frac{1}{2/\tan(\gamma/2) + 1/\tan \beta_\sigma} \right) < \frac{\gamma}{2}.$$

To introduce a new geometric definition of the critical angles, we shall prepare the following.

Definition 2.4. Let c_A be the circle with center A through B_L and B_R , and let $\widehat{B_L B_R}$ (resp. $\widehat{B_R B_L}$) be the minor (resp. major) arc of circle c_A with endpoints B_L and B_R (see Convention 1.1, (4)). We define angle functions ϕ_σ on minor arc $\widehat{B_L B_R}$ with range $[0, \gamma]$ and ϕ'_σ on major arc $\widehat{B_R B_L}$ with range $[0, 2\pi - \gamma]$ by

$$\begin{aligned} \phi_\sigma(D) &= \angle B_\sigma AD = \begin{cases} \angle_+ B_\sigma AD & \text{if } \sigma = L, \\ \angle_- B_\sigma AD & \text{if } \sigma = R \end{cases} \quad \text{for } D \in \widehat{B_L B_R}, \quad \text{and} \\ \phi'_\sigma(D) &= \begin{cases} \angle_- B_\sigma AD & \text{if } \sigma = L, \\ \angle_+ B_\sigma AD & \text{if } \sigma = R \end{cases} \quad \text{for } D \in \widehat{B_R B_L}. \end{aligned}$$

Then we have $\phi_L + \phi_R = \gamma$ on minor arc $\widehat{B_L B_R}$ and $\phi'_L + \phi'_R = 2\pi - \gamma$ on major arc $\widehat{B_R B_L}$. We can regard ϕ_σ (resp. ϕ'_σ) as a distance from B_σ on minor arc $\widehat{B_L B_R}$ (resp. major arc $\widehat{B_R B_L}$). Also, we define angle functions ψ_σ with range $[-\gamma_{\sigma'}, 2\pi - \gamma_{\sigma'}]$ and ρ_σ on circle c_A by

$$\begin{aligned} \psi_\sigma(D) &= \begin{cases} \angle_- CAD & \text{if } \sigma = L, \\ \angle_+ CAD & \text{if } \sigma = R, \end{cases} \quad \text{and} \\ \rho_\sigma(D) &= \angle ACB_\sigma - \angle DCB_\sigma = \begin{cases} \angle_+ ACD & \text{if } \sigma = L, \\ \angle_- ACD & \text{if } \sigma = R. \end{cases} \end{aligned}$$

Then we have $\phi_\sigma + \psi_\sigma = \gamma_\sigma$ and $\psi_L + \psi_R = 0$ on minor arc $\widehat{B_L B_R}$, and $\rho_\sigma(\widehat{B_L B_R}) = [\gamma_{\sigma'} + \delta_{\sigma'} - \pi/2, \pi/2 - \gamma_\sigma - \delta_\sigma]$. Note that ρ_σ can be expressed in terms of ψ_σ by

$$(2.2) \quad \rho_\sigma = \frac{\sin \psi_\sigma}{r - \cos \psi_\sigma}.$$

where r is defined by $r = |AC| / |AB|$ and represented in terms of γ_σ and δ_σ by

$$(2.3) \quad r = \frac{1}{\cos \gamma_\sigma - \sin \gamma_\sigma \tan \delta_\sigma} \quad \text{for } \delta_\sigma \neq \frac{\pi}{2}.$$

Thus if $\delta_\sigma = \pi/2$, then we have $\delta_{\sigma'} \neq 0$ by condition (iii.c) of Construction 1.2, so that

$$r = \frac{1}{\cos \gamma - \sin \gamma \tan \delta_{\sigma'}}$$

is well-defined. The angles defined here are shown in Figure 2.5.

Now we shall give a new geometric definition of the critical angles.

Definition 2.6. We consider a net as in Figure 1.3. As in Definition 2.4, let c_A be a circle with center A through B_L and B_R , $\widehat{B_L B_R}$ and $\widehat{B_R B_L}$ be a minor and a major arc of c_A respectively, and $\phi_\sigma, \phi'_\sigma$ be angle functions. Then we define the critical angles $\zeta_\sigma \in (0, \gamma/2]$ for $\sigma = L, R$ as follows, where we regard σ as taking both L and R.

- (1) Let D'_σ be the intersection point of circle c_A and a perpendicular to k_σ through B_σ . Equivalently, we can define a point D'_σ so that $\phi'_\sigma(D'_\sigma) = 2\beta_\sigma$. Then let B' be the intersection point of segments $B_L D'_L$ and $B_R D'_R$.
- (2) Let B'_σ be the intersection point of major arc $\widehat{B_R B_L}$ and an extension of segment CB_σ . Alternatively, we can define a point B'_σ so that $\phi'_\sigma(D'_\sigma) = 2\delta_\sigma$ by (2.10) in Proposition 2.15.
- (3) If D'_σ lies between B'_L and B'_R in major arc $\widehat{B_R B_L}$, then we define D_σ to be the intersection point of minor arc $\widehat{B_L B_R}$ and segment CD'_σ . If D'_σ lies between $B_{\sigma'}$ and $B'_{\sigma'}$ in major arc $\widehat{B_R B_L}$, then we define $D_\sigma = B_{\sigma'}$. We call D_σ a *critical dividing point*. (We can also skip

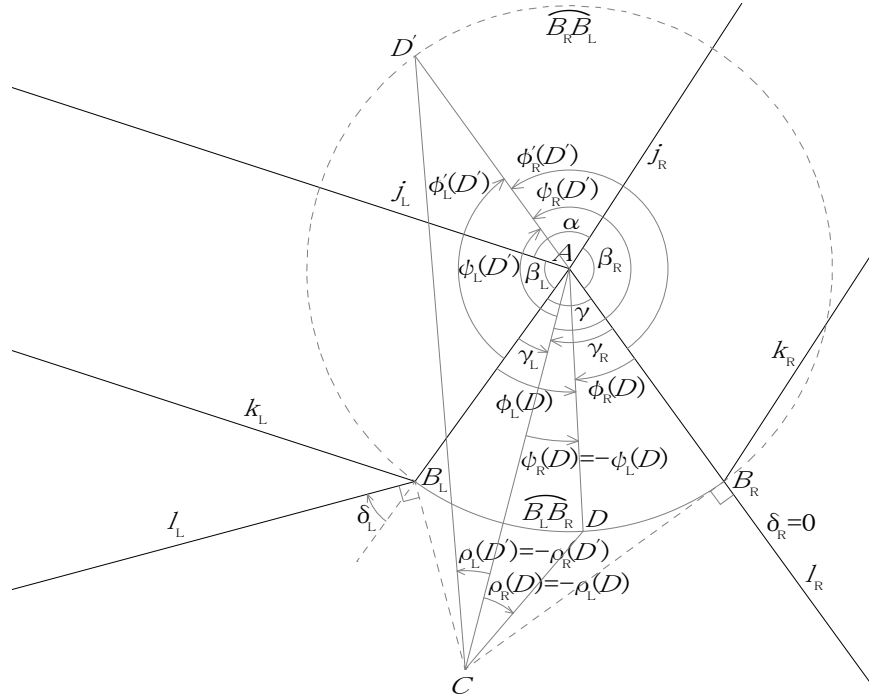


FIGURE 2.5. Angles given in Definition 2.4

procedure (2) and define D_σ as the intersection point of minor arc $\widehat{B_L B_R}$ and segment CD'_σ if it exists, and $B_{\sigma'}$ otherwise, although the construction of B_σ in (2) tells us in advance whether segment CD'_σ intersects minor arc $\widehat{B_L B_R}$ or not. See also Proposition 2.15 for the condition that CD'_σ intersects $\widehat{B_L B_R}$.)

- (4) Then we define the critical angle ζ_σ by $\zeta_\sigma = \phi_\sigma(D_\sigma)/2$.
- (5) The critical angles ζ_σ and the critical dividing points D_σ constructed here are shown in Figure 2.7, where the possible range of radius AD of minor arc $\widehat{B_L B_R}$ with center A is shaded, which is used in Construction 2.8, (1).

Definition 2.6 has advantages over Definition 2.1 in that it gives directly the possible range $\widehat{D_R D_L}$ of the dividing point D used in Construction 2.8, (1), and the construction of D'_σ in Definition 2.1 is simpler than that of Q_σ in Definition 2.1. We will prove in Theorem 2.13 that the critical angles defined in Definitions 2.1 and 2.6 are identical.

Then the construction of positive origon gadgets is given as follows.

Construction 2.8. Consider a development as in Figure 1.4, for which we assume conditions (i), (ii) and (iii.a)–(iii.c) of Construction 1.2. Then the crease pattern of a positive origon gadget with prescribed simple outgoing pleats (ℓ_L, m_L) and (ℓ_R, m_R) is constructed as follows, where we regard σ as taking both L and R.

- (1) Let ζ_L and ζ_R be the critical angles given in either Definition 2.1, Proposition 2.3 or Definition 2.6. Alternatively, let D_L and D_R be the points given in either Definition 2.1 or Definition 2.6. Choose a *dividing point* D in minor arc $\widehat{B_L B_R}$ with center A so that either of the following conditions holds:

- $\phi_\sigma = \phi_\sigma(D) = \angle B_\sigma AD$ satisfies

$$\phi_L \in [\gamma - 2\zeta_R, 2\zeta_L] \cap (0, \gamma), \quad \text{or equivalently,} \quad \phi_R \in [\gamma - 2\zeta_L, 2\zeta_R] \cap (0, \gamma); \quad \text{or}$$

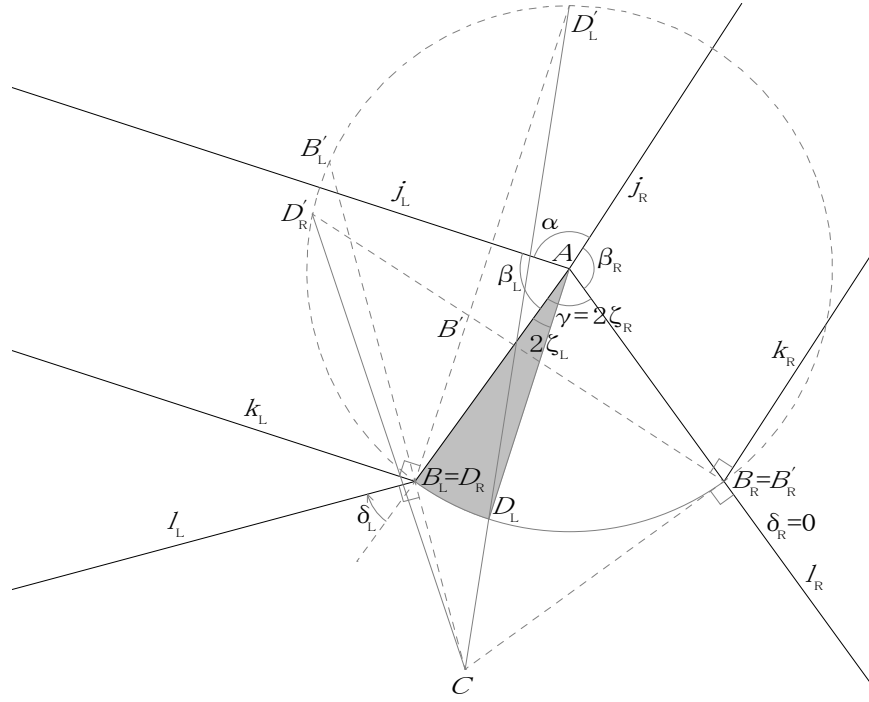


FIGURE 2.7. New geometric construction of the critical angles ζ_L, ζ_R and the critical dividing points D_L, D_R

- $D \in \widehat{D_R D_L} \setminus \{B_L, B_R\}$.

If $\phi_\sigma = 2\zeta_\sigma$, or equivalently, $D = D_\sigma$ for either σ , then the resulting origon gadget is said to be *critical*.

- (2) Let E_σ be the intersection point of m_σ and the bisector of $\angle B_\sigma A D_c$, and redefine m_σ to be a ray starting from E_σ and going in the same direction as ℓ_σ .
- (3) Determine a point G_σ on segment $A E_\sigma$ such that $\angle A B_\sigma G_\sigma = \pi - \beta_\sigma$.
- (4) If $\delta_\sigma > 0$, then determine a point H_σ on segment $A E_\sigma$ such that $\angle E_\sigma B_\sigma H_\sigma = \delta_\sigma$.
- (5) The crease pattern is shown as the solid lines in Figure 2.9 for a general case, and Figure 2.10 for a critical case. Also, the assignment of mountain and valley folds is given in Table 2.11.

	common creases	$\phi_\sigma/2 < \zeta_\sigma$ or $D \neq D_\sigma$, and		$\phi_\sigma/2 = \zeta_\sigma$ or $D = D_\sigma$, and	
		$\delta_\sigma = 0$	$\delta_\sigma > 0$	$\delta_\sigma = 0$	$\delta_\sigma > 0$
mountain folds	$j_\sigma, \ell_\sigma,$	$B_\sigma G_\sigma$		$B_\sigma E_\sigma = B_\sigma G_\sigma,$	$B_\sigma E_\sigma,$
	AB_σ, AD	DE_σ	$B_\sigma E_\sigma, DH_\sigma$	$DE_\sigma = DG_\sigma$	$DG_\sigma = DH_\sigma$
valley folds	$k_\sigma, m_\sigma,$	DG_σ		—	$B_\sigma G_\sigma = B_\sigma H_\sigma$
	$AE_\sigma, E_L E_R$	—	$B_\sigma H_\sigma$		

TABLE 2.11. Assignment of mountain and valley folds to a positive origon gadget

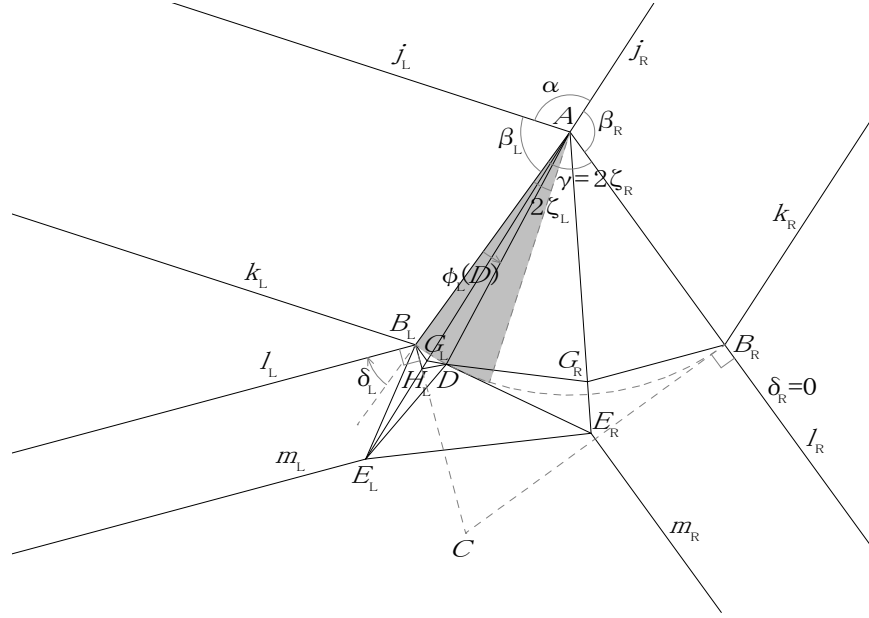


FIGURE 2.9. Crease pattern of a positive origon gadget, where the possible range of radius AD is shaded

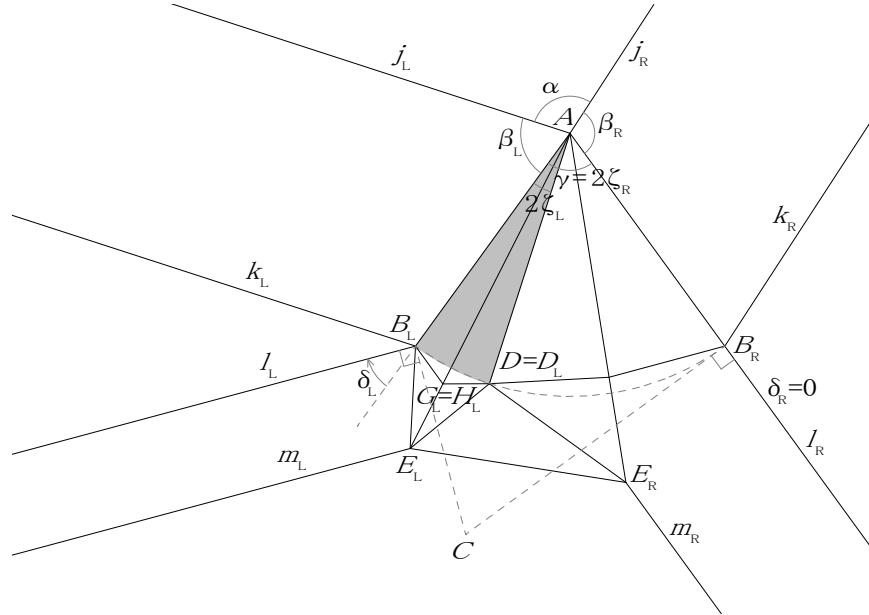


FIGURE 2.10. Crease pattern of a critical positive origon gadget with $D = D_L$

According to [3], Setion 4, the condition that a positive origon gadget is constructible on the side of σ is given by

$$(2.4) \quad \angle AB_{\sigma}E_{\sigma} \leq \beta_{\sigma} - \delta_{\sigma}.$$

We can rewrite (2.4) to state the constructibility theorem of positive origons as follows.

Theorem 2.12 ([3], Theorems 4.1 and 4.3). *Let D be a dividing point chosen in procedure (1) of Construction 2.8, and let $\phi_{\sigma} = \phi_{\sigma}(D)$, $\psi_{\sigma} = \psi_{\sigma}(D)$ and $\rho_{\sigma} = \rho_{\sigma}(D)$ be as in Definition 2.4. The constructibility condition (2.4) of a positive origon gadget is equivalent to both of the following*

conditions:

$$(2.5) \quad \phi_\sigma \leq 2\zeta_\sigma; \quad \text{and}$$

$$(2.6) \quad \beta_\sigma + \frac{\gamma_\sigma}{2} + \frac{\psi_\sigma}{2} + \rho_\sigma \geq \frac{\pi}{2},$$

where ζ_σ is the critical angle given either geometrically by Definition 2.1 or 2.6, or numerically by Proposition 2.3. In particular, the equality of (2.5) is equivalent to that of (2.6).

Theorem 2.13. *The critical angles ζ_L and ζ_R given in Definition 2.6 are the same as those given in Definition 2.1.*

To prove the theorem, we will use the following two results.

Proposition 2.14. *Let D'_σ be a point in major arc $\widehat{B_R B_L}$ with center A given in Definition 2.6, (1), so that $\phi'_\sigma(D'_\sigma) = 2\beta_\sigma$. Suppose that there exists a point D in minor arc $\widehat{B_L B_R}$ with center A satisfying*

$$(2.7) \quad \beta_\sigma + \frac{\gamma_\sigma}{2} + \frac{\psi_\sigma(D)}{2} + \rho_\sigma(D) = \frac{\pi}{2}.$$

Then we have $\rho_\sigma(D) = \rho_\sigma(D'_\sigma)$.

Proof. Let $\psi_\sigma = \psi_\sigma(D)$ and $\rho_\sigma = \rho_\sigma(D)$. Define t and τ by

$$(2.8) \quad t = \tan \frac{\psi_\sigma}{2} \quad \text{and} \quad \tau = \tan \left(\frac{\pi}{2} - \beta_\sigma - \frac{\gamma_\sigma}{2} \right) = \frac{\cos(\beta_\sigma + \gamma_\sigma/2)}{\sin(\beta_\sigma + \gamma_\sigma/2)}.$$

Recall from [3], Theorem 4.3 that

$$(2.9) \quad \tan \left(\frac{\psi_\sigma}{2} + \rho_\sigma \right) = \frac{r+1}{r-1} \cdot \tan \frac{\psi_\sigma}{2}, \quad \text{so that} \quad \tau = \frac{r+1}{r-1} \cdot t.$$

Thus if D satisfies (2.7), then we calculate $\tan \rho_\sigma(D)$ using (2.2), (2.8) and (2.9) as

$$\begin{aligned} \tan \rho_\sigma(D) &= \frac{\sin \psi_\sigma}{r - \cos \psi_\sigma} = \frac{2t/(1+t^2)}{r - (1-t^2)/(1+t^2)} \\ &= \frac{2t}{(1+t^2)r - (1-t^2)} = \frac{2(r-1)/(r+1)}{(r-1) + (r-1)^2/(r+1)} \\ &= \frac{2\tau}{r+1 + (r-1)\tau^2} = \frac{2\tau}{r(1+\tau^2) - (\tau^2-1)} \\ &= \frac{2\tau/(1+\tau^2)}{r - (\tau^2-1)/(1+\tau^2)} = \frac{\sin(2\beta_\sigma + \gamma_\sigma)}{r - \cos(2\beta_\sigma + \gamma_\sigma)} = \tan \rho_\sigma(D'_\sigma), \end{aligned}$$

which gives $\rho_\sigma(D) = \rho_\sigma(D'_\sigma)$ as desired. This completes the proof of Proposition 2.14. \square

Proposition 2.15. *Let D'_σ and B'_σ be points in major arc $\widehat{B_R B_L}$ with center A given in procedures (1) and (2) of Definition 2.6 respectively. Then we have*

$$(2.10) \quad \phi'_\sigma(B'_\sigma) = 2\delta_\sigma < 2\beta_\sigma = \phi'_\sigma(D'_\sigma).$$

Also, either one of the following cases holds for D'_σ :

- (i) $\beta_\sigma + \gamma/2 + \delta_{\sigma'} = \pi$, which holds if and only if $\phi'_{\sigma'}(D'_\sigma) = \phi'_{\sigma'}(B'_{\sigma'}) = 2\delta_{\sigma'}$, or equivalently, $D'_\sigma = B'_{\sigma'}$;
- (ii) $\beta_\sigma + \gamma/2 + \delta_{\sigma'} < \pi$, which holds if and only if

$$\phi'_\sigma(B'_\sigma) < \phi'_\sigma(D'_\sigma) < \phi'_\sigma(B'_{\sigma'})$$

or equivalently, D'_σ lies strictly between B'_L and B'_R in major arc $\widehat{B_R B_L}$; or

(iii) $\beta_\sigma + \gamma/2 + \delta_{\sigma'} > \pi$, which holds if and only if

$$0 = \phi'_{\sigma'}(B_{\sigma'}) < \phi'_{\sigma'}(D'_\sigma) < \phi'_{\sigma'}(B'_{\sigma'}),$$

or equivalently, D'_σ lies strictly between $B_{\sigma'}$ and $B'_{\sigma'}$ in major arc $\widehat{B_R B_L}$.

Proof. Regarding (2.10), the second equality is obvious from the construction of D'_σ in (1) of Definition 2.6. Thus it suffices to prove the first equality because then the middle inequality follows from condition (iii.b) of Construction 1.2. First suppose $\delta_\sigma \leq \pi/2$, so that $\gamma_\sigma \geq 0$. Then we have

$$\angle B_\sigma B'_\sigma A = \angle B'_\sigma B_\sigma A = \pi/2 - \delta_\sigma,$$

so that

$$\phi'_\sigma(B'_\sigma) = \pi - \angle B_\sigma B'_\sigma A - \angle B'_\sigma B_\sigma A = 2\delta_\sigma.$$

Next suppose $\delta_\sigma < \pi/2$, so that $\gamma_\sigma < 0$. Then we have

$$\angle AB'_\sigma B_\sigma = \angle AB_\sigma B'_\sigma = \pi - \angle AB_\sigma C = \pi - (2\pi - (\pi/2 + \delta_\sigma)) = \delta_\sigma - \pi/2,$$

so that

$$\phi'_\sigma(B'_\sigma) = 2\pi - \angle B_\sigma AB'_\sigma = 2\pi - (\pi - 2(\delta_\sigma - \pi/2)) = 2\delta_\sigma.$$

Thus we proved (2.10). Also, noting that $\phi'_\sigma(D'_\sigma) = 2\beta_\sigma$, we see that $\phi'_\sigma(B'_{\sigma'}) \leq \phi'_\sigma(D'_\sigma)$ is equivalent to

$$\begin{aligned} 2\delta_{\sigma'} &= \phi'_{\sigma'}(B'_{\sigma'}) \geq \phi'_{\sigma'}(D'_\sigma) \\ &= (2\pi - \gamma) - \phi'_\sigma(D'_\sigma) = 2\pi - \gamma - 2\beta_\sigma, \end{aligned}$$

which gives $\beta_\sigma + \gamma/2 + \delta_{\sigma'} \geq \pi$. Combining (2.10) and $\phi'_\sigma + \phi'_{\sigma'} = 2\pi - \gamma$, we obtain the equivalent conditions for D'_σ in cases (i)–(iii). This completes the proof. \square

Proof of Theorem 2.13. Here let ζ_σ be as in Definition 2.1, so that ζ_σ is given numerically by (2.1) of Proposition 2.3. Also, let D_σ be as in Definition 2.6. Then we shall prove that $\phi_\sigma(D_\sigma) = 2\zeta_\sigma$.

First suppose $\beta_\sigma + \gamma/2 + \delta_{\sigma'} \geq \pi$. Then Proposition 2.3 gives $\zeta_\sigma = \gamma/2$, while Proposition 2.15 gives $D_\sigma = B_{\sigma'}$, so that $\phi_\sigma(D_\sigma) = \gamma$. Thus we have $\phi_\sigma(D_\sigma) = 2\zeta_\sigma$ as desired.

Next suppose $\beta_\sigma + \gamma/2 + \delta_{\sigma'} < \pi$. Then we see from Proposition 2.15 that D'_σ lies strictly between B'_L and B'_R in major arc $\widehat{B_R B_L}$, so that $\phi_\sigma(D_\sigma) \in (0, \gamma)$. Meanwhile, Definition 2.1 or Proposition 2.3 gives that $\zeta_\sigma \in (0, \gamma/2)$. Now let D be a point in minor arc $\widehat{B_L B_R}$ such that $\phi_\sigma(D) = 2\zeta_\sigma \in (0, \gamma)$. Then it follows from Theorem 2.12 that D satisfies

$$\beta_\sigma + \frac{\gamma_\sigma}{2} + \frac{\psi_\sigma(D)}{2} + \rho_\sigma(D) = \frac{\pi}{2},$$

so that we have $\rho_\sigma(D) = \rho_\sigma(D'_\sigma)$ by Proposition 2.14. Since D_σ also satisfies $\rho_\sigma(D_\sigma) = \rho_\sigma(D'_\sigma)$, we must have $D_\sigma = D$ from the monotonicity of ρ_σ on minor arc $\widehat{B_L B_R}$. Hence we have $\phi(D_\sigma) = 2\zeta_\sigma$ as desired.

This completes the proof of Theorem 2.13. \square

Now we recall the following existence theorem of positive origons.

Theorem 2.16 ([3], Theorem 4.6). *The critical angles ζ_L and ζ_R given in either Definition 2.1, Proposition 2.3 or Definition 2.6 always satisfy $\zeta_L + \zeta_R > \gamma/2$. Equivalently, the critical dividing points D_L and D_R given in Definition 2.1 or 2.6 always satisfy $0 \leq \phi_L(D_R) < \phi_L(D_L) \leq \gamma$ (and also $0 \leq \phi_R(D_L) < \phi_R(D_R) \leq \gamma$). Thus intervals $[\phi_L(D_R), \phi_L(D_L)] \cap (0, \gamma) = [\gamma - 2\zeta_R, 2\zeta_L] \cap (0, \gamma)$ and $[\phi_L(D_R), \phi_L(D_L)] \cap (0, \gamma) = [\gamma - 2\zeta_L, 2\zeta_R] \cap (0, \gamma)$ given in procedure (1) of Construction 2.8 include infinitely many points.*

Here we shall give a geometric proof of this theorem using Definition 2.6, which simplifies the two proofs given in [3].

Proof. It suffices to prove that $\phi_L(D_R) < \phi_L(D_L)$. Since we see from (1) of Definition 2.6 that $\phi'_L(D'_L) = 2\beta_L$ and $\phi'_R(D'_R) = 2\beta_R$, we have

$$(2.11) \quad \phi'_L(D'_L) - \phi'_L(D'_R) = 2\beta_L - (2\pi - \gamma - 2\beta_R) = 2(\beta_L + \beta_R + \gamma/2 - \pi) > 0$$

by condition (i) of Construction 1.2.

Now suppose $\beta_L + \gamma/2 + \delta_R \geq \pi$. Then by Proposition 2.15, we have $\phi_L(D_L) = \gamma$ and $\phi_L(D_R) = \gamma - \phi_R(D_R) \in [0, \gamma)$, so that $\phi_L(D_R) < \phi_L(D_L)$. Next suppose $\beta_R + \gamma/2 + \delta_L \geq \pi$. Then we also have $0 = \phi_L(D_R) < \phi_L(D_L)$ in the same way. Finally, suppose $\beta_\sigma + \gamma/2 + \delta_{\sigma'} < \pi$ for both $\sigma = L, R$. Then we have $\phi'_L(B'_L) < \phi'_L(D'_R) < \phi'_L(D'_L) < \phi'_L(B'_R)$ by (2.11) and Proposition 2.15, (ii), which leads to $0 < \phi_L(D_R) < \phi_L(D_L) < \gamma$. This completes the proof of Theorem 2.16. \square

3. GEOMETRIC CONSTRUCTION OF CANONICAL NEGATIVE ORIGON GADGETS

We begin with a geometric (ruler and compass) construction of negative origon gadgets.

Construction 3.1. Consider a development as in Figure 1.4, for which we require condition (i), (ii) and (iii.a)–(iii.c) of Construction 1.2, where the development is seen from the back side according to Convention 1.1, (3).

Then the crease pattern of a canonical negative origon gadget with prescribed simple outgoing pleats (ℓ_L, m_L) and (ℓ_R, m_R) is constructed as follows, where we regard σ as taking both L and R.

- (1) Determine the *canonical dividing point* D_c in minor arc $\widehat{B_L B_R}$ with center A either geometrically here or numerically in (1'). Let B' be the intersection point of a perpendicular through B_L to k_L and a perpendicular through B_R to k_R . Then D_c is determined as the intersection point of segment $B'C$ and minor arc $\widehat{B_L B_R}$.
- (1') Determine the canonical dividing point D_c in minor arc $\widehat{B_L B_R}$ with center A such that $\rho_L = \angle B_L C A - \angle B_L C D_c$ and $\psi_L = \angle B_L A C - \angle B_L A D_c$ are calculated using either Theorem 3.5 or equations (3.4), (3.5) in Proposition 3.8, or alternatively, $\angle B_L C D_c$ is calculated using (3.4) in Proposition 3.8.
- (2) Let E_σ be the intersection point of m_σ and the bisector of $\angle B_\sigma A D_c$, and redefine m_σ to be a ray starting from E_σ and going in the same direction as ℓ_σ .
- (3) Draw a parallel to segment $E_L E_R$ through D_c , letting G'_σ be the intersection point of the parallel and segment $A E_\sigma$.
- (4) Draw a parallel to segment $E_L E_R$ through C , letting P_σ be the intersection point of the parallel and ray m_σ .
- (5) The desired crease pattern is shown as the solid lines in Figure 3.2, and the assignment of mountain and valley folds is given in Table 3.3.

mountain folds	$j_\sigma, m_\sigma, A E_\sigma, B_\sigma G'_\sigma, B_\sigma P_\sigma, E_L E_R$
valley folds	$k_\sigma, \ell_\sigma, A B_\sigma, B_\sigma E_\sigma, G'_L G'_R, P_L P_R$

TABLE 3.3. Assignment of mountain and valley folds to a canonical negative origon gadget

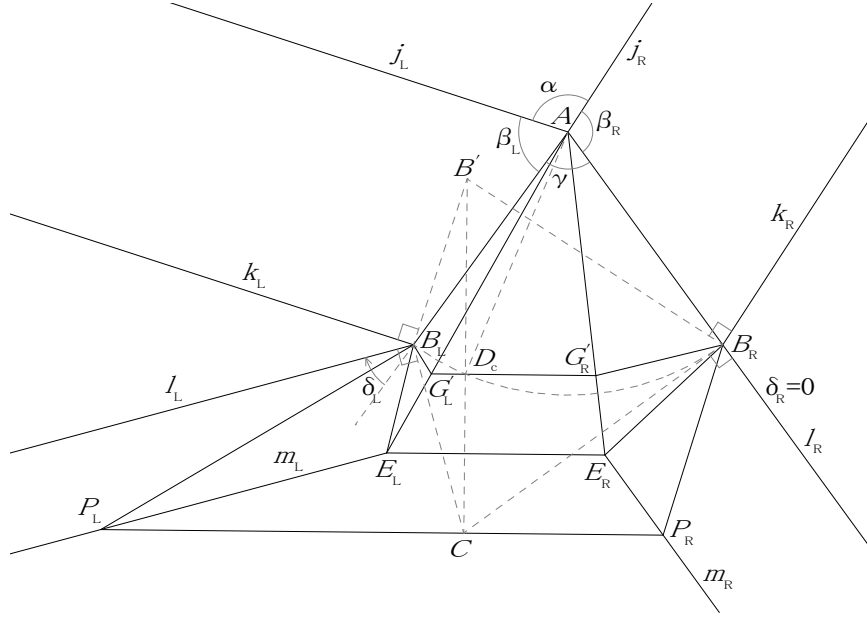


FIGURE 3.2. Crease pattern of a canonical negative origon gadget

Note that this compass and ruler construction can be also performed easily by origami folds if we are given a flat piece of paper with creases as in Figure 1.3.

Now let us find an equation which $\psi_L = \psi_L(D_c)$ or $\rho_L = \rho_L(D_c)$ in Construction 3.1 satisfies. In the resulting extrusion, noting that ridge AB overlaps with AD_c , we need

$$(3.1) \quad \angle AD_c G_R = \angle AB G_R.$$

This is rewritten as

$$(3.2) \quad e(\overrightarrow{D_c A}) \cdot e(\overrightarrow{E_L E_R}) = e(\overrightarrow{B A}) \cdot e(\overrightarrow{E_L E_R}),$$

where where $e(\vec{v})$ denotes a unit direction vector of \vec{v} , i.e., $e(\vec{v}) = \vec{v}/|\vec{v}|$, and $\overrightarrow{B A}$ is a 3D vector in the resulting extrusion while $\overrightarrow{D_c A}$ is a 2D vector in the development. Finally, we find a desired equation of $\rho_L = \rho_L(D_c)$ as follows.

Theorem 3.4 ([4], Section 3.3). *Equation (3.2) (and also equation (3.1)) is equivalent to*

$$(3.3) \quad (V_1 - rV_2) \cdot \tan \rho_L = W,$$

where r is given by (2.3), and V_1, V_2, W are given by

$$\begin{aligned} V_1 &= \sin(\beta_L + \gamma_L) \cos \beta_R + \sin(\beta_R + \gamma_R) \cos \beta_L, \\ V_2 &= \sin(\beta_L + \beta_R + \gamma), \\ W &= \cos(\beta_L + \gamma_L) \cos \beta_R - \cos(\beta_R + \gamma_R) \cos \beta_L. \end{aligned}$$

We have the existence and uniqueness of a solution of (3.3) as follows.

Theorem 3.5 ([4], Theorem 3.26). *Suppose $\alpha, \beta_L, \beta_R, \delta_L$ and δ_R satisfy conditions (i), (ii) and (iii.a)–(iii.c) of Construction 1.2. Then there exists a solution $\rho_L \in (\gamma_R + \delta_R - \pi/2, \pi/2 - \gamma_L - \delta_L)$ of equation (3.3), which is given by*

$$\rho_L = \tan^{-1} \left(\frac{W}{V_1 - rV_2} \right).$$

Thus there exists a unique point D_c in open minor arc $\widehat{B_L B_R} \setminus \{B_L, B_R\}$ with center A such that $\rho_L = \rho_L(D_c)$, and $\psi_L = \psi_L(D_c) \in (-\gamma_R, \gamma_L)$ given by

$$\psi_L = \sin^{-1}(r \sin \rho_L) - \rho_L$$

is a unique solution of (3.1).

Lemma 3.6. *In the crease pattern resulting in Construction 3.1 using D_c given in procedure (1), segment $G'_L G'_R$ is perpendicular to segment $B'C$.*

Proof. This is obvious because $E_L E_R$ is a perpendicular bisector of CD_c and $G'_L G'_R$ is parallel to $E_L E_R$. \square

Now we prove the equivalence of the geometric and the numerical definition of the canonical dividing point D_c .

Theorem 3.7. *In Construction 3.1, the canonical dividing point D_c given geometrically in procedure (1) is always constructible, and is the same as that given numerically in procedure (1').*

Proof. Since minor arc $\widehat{B_L B_R}$ with center A is contained in quadrilateral $B' B_L C B_R$, segment $B'C$ intersects minor arc $\widehat{B_L B_R}$, which yields the constructibility of D_c in (1).

Let $\text{proj}_{A,0}$ be the orthogonal projection of the resulting extrusion to the crease pattern in the bottom plane $\{z = 0\}$ which fixes A and preserves the angles of the bottom edges. Then in the process of folding the gadget, the projection $\text{proj}_{A,0}(D_c)$ of point D_c starts from D_c and arrives at B' in segment $D_c B'$ as segment AD_c rotates around $G'_L G'_R$ because $D_c B'$ is perpendicular to $G'_L G'_R$ by Lemma 3.6. Thus D_c satisfies equation (3.1). By the uniqueness of the solution of (3.1) given in Theorem 3.5, this D_c determined in (1) coincides with that in (1'). This completes the proof of Theorem 3.7. \square

Thus we have the following expression of $\angle B_L C D_c$, which also gives ρ_L in procedure (1') of Construction 3.1.

Proposition 3.8. *We calculate $\angle B_L C D_c$ and $\angle B_R C D_c$ as*

$$(3.4) \quad \begin{aligned} \tan \angle B_L C D_c &= \tan \angle B_L C B' = \frac{\sin(\beta_L - \delta_L)}{\frac{\sin \alpha}{\sin(\beta_R + \gamma/2)} \cdot \frac{\sin(\gamma/2 + \delta_R)}{\sin(\gamma + \delta_L + \delta_R)} + \cos(\beta_L - \delta_L)}, \\ \tan \angle B_R C D_c &= \tan \angle B_R C B' = \frac{\sin(\beta_R - \delta_R)}{\frac{\sin \alpha}{\sin(\beta_L + \gamma/2)} \cdot \frac{\sin(\gamma/2 + \delta_L)}{\sin(\gamma + \delta_L + \delta_R)} + \cos(\beta_R - \delta_R)}. \end{aligned}$$

Thus using (3.4), we can calculate ρ_L and ρ_R by

$$(3.5) \quad \rho_L = \frac{\pi}{2} - (\gamma_L + \delta_L + \angle B_L C D_c), \quad \rho_R = (\gamma_R + \delta_R + \angle B_R C D_c) - \frac{\pi}{2}.$$

Proof. For $\sigma = L, R$, let

$$\begin{aligned} b_\sigma &= |B_\sigma B'|, \quad c_\sigma = |B_\sigma C|, \quad d = |B_L B_R| \quad \text{and} \\ \varphi_\sigma &= \angle B_\sigma B' C, \quad \theta_\sigma = \angle B_\sigma C B'. \end{aligned}$$

Noting that $\angle B' B_\sigma C = \pi - (\beta_\sigma - \delta_\sigma)$, so that $\varphi_\sigma + \theta_\sigma = \beta_\sigma - \delta_\sigma$, we have

$$\begin{aligned} b_\sigma : c_\sigma &= \sin \theta_\sigma : \sin \varphi_\sigma = \sin \theta_\sigma : \sin(\beta_\sigma - \delta_\sigma - \theta_\sigma) \\ &= \sin \theta_\sigma : \sin(\beta_\sigma - \delta_\sigma) \cos \theta_\sigma - \cos(\beta_\sigma - \delta_\sigma) \sin \theta_\sigma \\ &= 1 : \sin(\beta_\sigma - \delta_\sigma) / \tan \theta_\sigma - \cos(\beta_\sigma - \delta_\sigma), \end{aligned}$$

which gives that

$$(3.6) \quad \tan \theta_\sigma = \frac{\sin(\beta_\sigma - \delta_\sigma)}{c_\sigma/b_\sigma + \cos(\beta_\sigma - \delta_\sigma)}.$$

On the other hand, since we see easily that

$$\begin{aligned} \angle B_L B' B_R &= \pi - \alpha, & \angle B' B_\sigma B_{\sigma'} &= \beta_\sigma + \gamma/2, & \text{and} \\ \angle B_L C B_R &= \pi - (\gamma + \delta_L + \delta_R), & \angle C B_\sigma B_{\sigma'} &= \gamma/2 + \delta_\sigma, \end{aligned}$$

we have

$$\begin{aligned} b_\sigma : d &= \sin \angle B' B_{\sigma'} B_\sigma : \sin \angle B_L B' B_R = \sin(\beta_{\sigma'} + \gamma/2) : \sin \alpha, \\ c_\sigma : d &= \sin \angle C B_{\sigma'} B_\sigma : \sin \angle B_L C B_R = \sin(\gamma/2 + \delta_{\sigma'}) : \sin(\gamma + \delta_L + \delta_R), \end{aligned}$$

so that

$$(3.7) \quad \frac{c_\sigma}{b_\sigma} = \frac{d}{b_\sigma} \cdot \frac{c_\sigma}{d} = \frac{\sin \alpha}{\sin(\beta_{\sigma'} + \gamma/2)} \cdot \frac{\sin(\gamma/2 + \delta_{\sigma'})}{\sin(\gamma + \delta_L + \delta_R)}$$

Then combining (3.6) and (3.7) gives (3.4) as desired. This completes the proof of Proposition 3.8. \square

4. EXISTENCE OF THE CANONICAL POSITIVE ORIGON GADGETS

It is natural to ask whether there exists a positive origon gadget with the same dividing point as a canonical negative one. The following result gives an affirmative answer to this question.

Theorem 4.1. *Let D_c be the canonical dividing point given geometrically in procedure (1) or numerically in procedure (1') of Construction 3.1. Also, for $\sigma = L, R$ let D_σ be the point given geometrically in Definition 2.1 or 2.6, or given by $\phi_\sigma(D_\sigma) = 2\zeta_\sigma$, where ζ_σ is given in Proposition 2.3. Then we have $\phi_L(D_R) < \phi_L(D_c) < \phi_L(D_L)$. Thus we obtain a positive origon gadget with $D = D_c$ by Construction 2.8.*

Proof. Let B'_L and B'_R be as in Definition 2.6. Note that B' does not coincide with D'_L or D'_R because if $B' = D'_\sigma$ for either σ , then we have $D'_L = D'_R$, which contradicts Theorem 2.12. Thus it suffices to prove that $\phi_L(D_R) < \phi_L(D_c)$. Indeed, by a symmetric argument interchanging L and R, we also find that $\phi_R(D_L) < \phi_R(D_c)$, which is equivalent to $\phi_L(D_c) < \phi_L(D_L)$.

By Proposition 2.15, we consider the two cases $\beta_R + \gamma/2 + \delta_L \geq \pi$ and $\beta_R + \gamma/2 + \delta_L < \pi$, which are equivalent to $\phi'_L(D'_R) \leq \phi'_L(B'_L)$ and $\phi'_L(B'_L) < \phi'_L(D'_R)$ respectively. On the other hand, we see that $\phi'_L(B'_L) < \phi'_L(D'_L)$ and $\phi'_L(D'_R) < \phi'_L(B'_R)$, and $\phi'_L(D'_R) < \phi'_L(D'_L)$ always hold from Proposition 2.15 and Theorem 2.12 respectively.

First suppose $\phi'_L(D'_R) \leq \phi'_L(B'_L) < \phi'_L(D'_L)$. Then we have $0 = \phi_L(D_R) < \phi_L(D_L)$. Meanwhile, since B' lies strictly in side $D'_L B_L$ of $\triangle C B_L D'_L$, we have $\phi_L(D_c) > 0$. Thus we have $\phi_L(D_L) < \phi_L(D_c)$ as desired.

Next suppose $\phi'_L(B'_L) < \phi'_L(D'_R) < \phi'_L(D'_L)$, where $\phi'_L(D'_R) < \phi'_L(B'_R)$ also holds due to Proposition 2.15. Then since B' lies strictly in side $D'_R B_R$ of $\triangle C D'_R B_R$, we have $\phi_L(D_R) < \phi_L(D_c)$ as desired.

This completes the proof of Theorem 4.1. \square

We shall say that a positive origon gadget obtained in Construction 2.8 by setting $D = D_c$ is a *canonical positive origon (gadget)*, whose existence is ensured by Theorem 4.1. Also, we shall say that the canonical positive and negative origon resulting from a common development as in Figure 1.3 together forms a *canonical pair*. We show in Figure 4.2 the canonical positive origon obtained

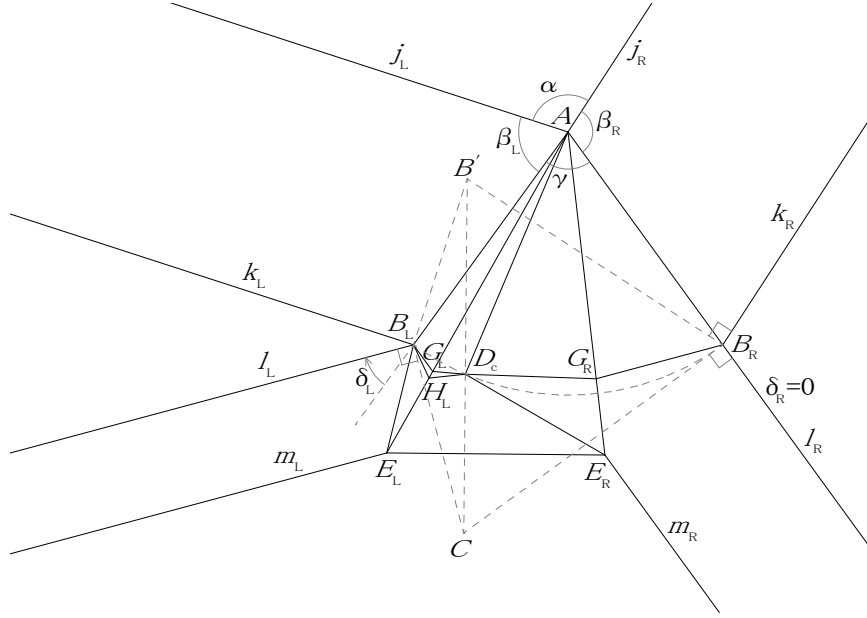


FIGURE 4.2. Crease pattern of a canonical positive origon gadget

from the development in Figure 1.3, which forms a canonical pair together with the canonical negative one in Figure 3.2. Noting Convention 1.1, (3) on the orientation of the development of a 3D gadget, we see that the positive and the negative origon which forms a canonical pair engage with each other.

As an application of canonical pairs of origons, we can construct a positive and a negative extrusion made of origon gadgets from a common crease pattern by replacing each origon with its canonical counterpart as long as there arise no interferences. (For the details of the interferences caused by positive and negative origon gadgets, see [3], Section 5 and [4], Section 3.4.) In particular, by combining Tables 2.11 and 3.3, we obtain a ‘hybrid’ crease pattern from which we can fold both a positive and a negative origon which together form a canonical pair. We show in Table 4.3 the hybrid creases for a canonical pair. In general, G_σ in the development of the positive origon and

	$\delta_\sigma = 0$	$\delta_\sigma > 0$
common	$j_\sigma, k_\sigma, \ell_\sigma, m_\sigma, AB_\sigma, AE_\sigma, E_L E_R$	
	—	$B_\sigma E_\sigma$
positive	$AD_c, B_\sigma G_\sigma, D_c G_\sigma$	
	$D_c E_\sigma$	$B_\sigma H_\sigma, D_c H_\sigma$
negative	$B_\sigma G'_\sigma, B_\sigma P_\sigma, G'_L G'_R, P_L P_R$	
	$B_\sigma E_\sigma$	—

TABLE 4.3. Hybrid creases for a canonical pair of a positive and a negative origon gadget

G'_σ in that of the negative origon are not identical, nor are the creases through G_σ and G'_σ . However, in the following situation, we can reduce the creases in Table 4.3.

Proposition 4.4. *Consider a canonical pair of a positive and a negative origon gadget constructed from a common development as in Figure 1.3. If $\beta_L = \beta_R = \pi/2$, then we have $G_L = G'_L$ and $G_R = G'_R$. Also, D_c is the intersection point of segment AC and minor arc $\widehat{B_L B_R}$, so that we have $\phi_\sigma(D_c) = \gamma_\sigma$ and $\psi_\sigma(D_c) = 0$ for both $\sigma = L, R$, where γ_σ is given by (1.1).*

Proof. This follows easily from $B' = A$. □

5. CONCLUSION

In this paper we obtained a geometric construction of canonical positive and negative origon gadgets. For this purpose, we found points B' and D'_L, D'_R with which we can determine the canonical dividing point D_c and the critical dividing points D_L, D_R by drawing a segment from the respective points to C and taking the intersection with minor arc $\widehat{B_L B_R}$. It is more or less surprising that point D'_σ turned out to satisfy a simple equation $\phi'_\sigma(D'_\sigma) = 2\beta_\sigma$ in the proof of Proposition 2.14 after some calculation. Using this geometric interpretation of the dividing points, we also gave simplified proofs of results obtained in our previous papers.

Thus we found a canonical choice among an infinite number of possible choices of the dividing point for a positive origon gadget with a given set of angle parameters. The canonical dividing point is different from the three practical choices of the dividing point suggested in [3] which yield critical, orthogonal and balanced gadgets. The notion of canonical pairs enables us to treat positive and negative origons on a one-to-one basis.

Although our results here do not extend the range of 3D objects which we can extrude with 3D gadgets, we achieved a better geometric understanding of origon gadgets, which will also be useful in future developments of origami extrusions.

REFERENCES

- [1] Heng Yi Cheng, Extruding towers by serially grafting prismoids, presentation slides in *The 6th International Meeting on Origami in Science, Mathematics and Education (6OSME)*, held at The University of Tokyo, available at http://www.hengyi.com/uploads/2/3/1/7/23170532/6osme_slides.pdf, 2014.
- [2] Mamoru Doi, New efficient flat-back 3D gadgets in origami extrusions compatible with the conventional pyramid-supported 3D gadgets, arXiv:cs.CG/1908.07342, 2019.
- [3] Mamoru Doi, Improved flat-back 3D gadgets in origami extrusions completely downward compatible with the conventional pyramid-supported 3D gadgets, arXiv:cs.CG/2007.01859, 2020.
- [4] Mamoru Doi, Negative 3D gadgets in origami extrusions with a supporting triangle on the back side, arXiv:cs.CG/2105.00003, 2021.
- [5] Carlos Natan Lopéz Nazario, Origami 3D tessellations, *Carlos Natan Lopéz Nazario's photostream at flickr.com*, <http://www.flickr.com/photos/origamiz/sets/72157606559615966/>, 2010.

11-9-302 YUMOTO-CHO, TAKARAZUKA, HYOGO 665-0003, JAPAN

Email address: doi.mamoru@gmail.com