

A Personalized Federated Learning Algorithm: an Application in Anomaly Detection

Ali Anaissi Basem Suleiman

November 5, 2021

Abstract

Federated Learning (FL) has recently emerged as a promising method that employs a distributed learning model structure to overcome data privacy and transmission issues paused by central machine learning models. In FL, datasets collected from different devices or sensors are used to train local models (clients) each of which shares its learning with a centralized model (server). However, this distributed learning approach presents unique learning challenges as the data used at local clients can be non-IID (Independent and Identically Distributed) and statistically diverse which decrease learning accuracy in the central model. In this paper, we overcome this problem by proposing a novel Personalized Conditional FedAvg (PC-FedAvg) which aims to control weights communication and aggregation augmented with a tailored learning algorithm to personalize the resulting models at each client. Our experimental validation on two datasets showed that our PC-FedAvg precisely constructed generalized clients' models and thus achieved higher accuracy compared to other state-of-the-art methods.

1 Introduction

The emerging Federated Learning (FL) concept was initially proposed by Google for improving security and preventing data leakages in distributed environments¹⁷. FL allows the central machine learning model to build its learning from a broad range of data sets located at different locations. It aims to train a shared centralized machine learning model using datasets stored and distributed across multiple devices or clients. This innovative machine learning approach can train a centralized model on data generated and located on multiple clients without compromising the privacy and security of the collected data. Also, it does not require transmitting large amount of data which can be a major performance challenge especially for real-time applications. As

such, FL has attracted several application domains in which data cannot be directly aggregated for training machine learning models. Furthermore, FL allows sharing learning in such cases of insufficiency of data availability and lack of other data categories where in most cases data variability is scattered among different sources. This often leads to the unsatisfactory performance of machine learning models, which has become the bottleneck of several application domains. A good example of that is in the civil infrastructures domain specifically in Structural Health Monitoring (SHM) applications where smart sensors are utilized to continuously monitor the health status of complex structures such as bridges to generate actionable insights such as damage detection. Some of these sensors may collect useful data samples that capture potential damage, where other sensors may lack for such patterns (i.e., collect only healthy data samples). In such cases, a FL approach can enable multiple sensors to collaborate on the development of a central learning model, but without needing to share or pool all the data measured from several sensors with each other. This approach can work efficiently and effectively by only sharing the model coefficients of each client model rather than the whole data collected by all participating sensors at each period of time. The learning effectiveness of the model should continue to improve over the course of several training iterations during which the shared models get exposed to a significantly wider range of data than what any single sensor node possesses locally. In this context, the effectiveness of the learning can become dependent on the distribution of the data collected by each sensor in terms of health and abnormal data points.

One of the key problems that impact data-driven machine learning approaches is identifying abnormal patterns in data. In this sense, patterns in data that do not conform to the expected normal behavior are called anomalies or outliers. The process of identifying such non-conforming patterns is referred to as *anomaly detection*⁹. Anomaly detection has been useful as it was extensively employed in a va-

riety of applications such as intrusion detection in cyber-security and damage detection in SHM systems. One of the common challenges in anomaly detection problems is that only data representing normal behavior are available while it is difficult or even impossible to gather anomalous samples. For example, in SHM, the occurrence rate of damage is very low, and only healthy or normal data are often available. To address this challenge, a one-class learning process can be employed to construct an anomaly detection model. One-class support vector machine (OCSVM)^{22;26} has been widely applied to anomaly detection and become more popular in recent years²⁻⁴.

In this context, developing an effective and efficient anomaly detection model in such applications like SHM systems requires information derived from many spatially-distributed locations throughout large infrastructure covering various points in the monitored structure. However, consolidating this data in a centralized learning model can often be computationally complex and costly. This motivates for developing a more intelligent model that utilizes the centralized learning model but without the need to transmit the frequently-measured data to one central model for processing unit.

In this study, we propose a federated learning approach to overcome the above-discussed challenges of machine learning mechanisms in centralized and distributed settings. Our approach is developed based on Federated Learning (FL) concepts for anomaly detection using OCSVM. OCSVM has been successfully applied in many application domains such as civil engineer, biomedical, and networking^{1;8;16}, and produced promising results. Although our approach results in reducing data transmission and improving data security, it also raises significant challenges in how to deal with non-IID (Independent and Identically Distributed) data distribution and statistical diversity. The work proposed in^{12;18} has thoroughly investigated the performance of the global model on clients' local data by showing how the accuracy decreases when the data diversity increases. Therefore, to address the non-IID challenge in our proposed FL approach, we developed a novel method to personalize the resulting support vectors from the FL process. The rationale idea of personalizing support vectors is to leverage the central model in optimizing the clients' models not only by using FL, but also by personalizing it w.r.t its local data distribution. We also address the communication and aggregation problems that arise in a FL approach where several distributed models (clients) communicate with the central model to report its learning to the central

model (the server). The contribution of the work in this study is threefold.

- A novel method of learning OCVSM model in FL settings and an efficient communication method for aggregation.
- A novel method to personalize the resulting support vectors to addresses the problem of non-IID distribution of data in FL. This allows for better generalization of the clients' models and thus improves the accuracy of learning.

2 Related Work

Federated Learning (FL) has gained a lot of interest in recent years and as a result, it has attracted AI researchers as a new and promising machine learning approaches^{15;25}. This FL approach attracts several well-suited practical problems and application areas due to its intrinsic settings where data needs to be decentralized and privacy to be preserved. However, only a few studies, that have been reported in the literature, utilized the FL approach to construct a global model. For instance, Bonawitz *et al.*¹⁴ employed FL model settings to develop a system that solves the problem of next-word prediction in mobile devices. On the other hand, several other studies focused on addressing the training challenges of a central model to support all local data training especially when the distribution of data across clients is highly non-IID (independent and identically distributed).

McMahan *et al.*²⁰ proposed the first FL-based algorithm named *FedAvg*. It uses the local Stochastic Gradient Descent (SGD) updates to build a global model by taking average model coefficients from a subset of clients with non-IID data. This algorithm is controlled by three key parameters: C , the proportion of clients that are selected to perform computation on each round; E , the number of training passes each client makes over its local dataset on each round; and B , the local mini-batch size used for the client updates. Selected clients perform SGD locally for E epochs with mini-batch size B . Any clients which, at the start of the update round, have not completed E epochs (stragglers), will simply not be considered during aggregation. Subsequently, Li *et al.*¹⁹ introduced the *FedProx* algorithm, which is similar to FedAvg. However, FedProx makes two simple yet critical modifications that demonstrated performance improvements. FedProx would still consider stragglers (clients which have not completed E epochs at aggregation time) and it adds a *proximal term* to the objective function to address the

issue of statistical heterogeneity. Similarly, Manoj *et al.*⁷ addressed the effects of statistical heterogeneity problem using a *personalization-based approach* (*FedPer*). In their approach, a model is viewed as base besides personalization layers. The base layers will be aggregated as in the standard FL approach with any aggregation function, whereas the personalized layers will not be aggregated. Several other methods have been proposed to achieve personalization in FL. Recently, Smith *et al.*²³ proposed a new algorithm named *MOCHA-based multi-task learning* (*MTL*) framework to address the non-IID challenge in FL. Hanzel *et al.*¹³ also proposed an L2GD algorithm that combines the optimization of the local and global models. Similarly, Deng *et al.*¹² developed an *adaptive personalized federated learning* (*APFL*) algorithm which mixes the user’s local model with the global model.

3 Personalized Conditional FedAvg: PC-FedAvg

We propose a novel algorithm named *PC-FedAvg* (*Personalized Conditional FedAvg*) which aims to mitigate the case where weights from low-performing clients are included in the aggregation by filtering clients based on their local performance, not stragglers. At the update round, all the clients handshake with the central model using their local loss values. Only clients that its local loss value is below the overall median loss performance will be included in the aggregation at the central model, and the rest will be dropped until the next round. The rationale behind this design is to mitigate the effects of aggregating ‘bad’ weights by identifying and not including them. This would cater for different local clients, with varying progress, to perform more local computation. Our PC-FedAvg approach is also centered around employing OCSVM. We address the non-IID challenge in FL settings by developing a personalized support vector algorithm that is optimized for each distributed data model.

3.1 Conditional-FedAvg

In FL setting, learning is modeled as a set of C clients and a central server S , where each client learns based on its local data, and is connected to S for solving the following problem:

$$(1) \quad \min_{w \in \mathbb{R}^d} f(w) := \frac{1}{C} \sum_{c=1}^C f_c(w_c)$$

where f_c is the loss function corresponding to a client c that is defined as follows:

$$(2) \quad f_c(w_c) := \mathbb{E}[\mathcal{L}_c(w_c; x_i)]$$

where $\mathcal{L}_c(w_c; x_i)$ measures the error of the model w_c (e.g. OCSVM) given the input x_i . The Sequential Minimal Optimization (SMO) is often used in the support vector machine. However, in the case of the nonlinear kernel model as in OCSVM, SMO does not suit the FL settings well. Therefore, we propose a new method for solving the OCSVM problem in FL setting using the SGD algorithm.

The SGD method solves the above problem defined in Equation 2 by repeatedly updating w to minimize $\mathcal{L}(w; x_i)$. It starts with some initial value of $w^{(t)}$ and then repeatedly performs the update as follows :

$$(3) \quad w^{(t+1)} := w^{(t)} + \eta \frac{\partial \mathcal{L}}{\partial w}(x_i^{(t)}, w^{(t)})$$

Thus, we need now to formulate the cost function of OCSVM defined in Equation 4 to be optimized with SGD subject to the constraints $0 \leq \alpha_i \leq \frac{1}{\nu n}$

$$(4) \quad \max \mathcal{L}(\alpha) = \sum_i^n \alpha_i - \frac{1}{2} \sum_i^n \sum_j^n \alpha_i \alpha_j K(x_i, x_j)$$

$$s.t \quad 0 \leq \alpha_i \leq \frac{1}{\nu n}, \quad \sum_{i=1}^n \alpha_i = 1,$$

where $K(x_i, x_j)$ is the kernel matrix and α are the Lagrange multipliers.

Let us assume $\mathcal{L}(\alpha)$ is given at the Lagrange multiplier α_k :

$$\max \mathcal{L}(\alpha_k) = \alpha_k - \frac{1}{2} \alpha_k^2 K(x_k, x_k) - \alpha_k \sum_{i=1, i \neq k}^n \alpha_i K(x_i, x_k)$$

The gradient of $\mathcal{L}(\alpha_k)$ at α_k is given as:

$$(5) \quad \nabla \mathcal{L}(\alpha_k) = 1 - \sum_{i=1}^n \alpha_i K(x_i, x_k)$$

Starting from an initial value of α , the gradient descent approach successively updates α as follows:

$$(6) \quad \alpha^{t+1} = \alpha^t + \eta \nabla J(\alpha^t)$$

Algorithm 1 Our OCSVM Using SGD

Require: X , kernel function ϕ , η , ϵ
 $K = \phi(x_i, x_j)_{i,j=1,\dots,n}$
Ensure: Initialize α
 $t = 0$
repeat
 $\alpha = \alpha_t$
for $k \leftarrow 1$ to n **do**
 $\alpha^k = \alpha^k + \eta(1 - \sum_{i=1}^n \alpha_i K(x_i, x_k))$
if $\alpha^k \leq 0$ **then** $\alpha^k = 0$
if $\alpha^k \geq \frac{1}{\nu n}$ **then** $\alpha^k = \frac{1}{\nu n}$
end for
 $\alpha_{t+1} = \alpha$
 $t = t + 1$
until $\|\alpha_t - \alpha_{t+1}\| \leq \epsilon$
return α

In SGD approach, the update rule for the k^{th} component is given as:

$$(7) \quad \alpha^k = \alpha^k + \eta \nabla J(\alpha^k)$$

Recall that the optimization of α is subject to the constraints $0 \leq \alpha_i \leq \frac{1}{\nu n}$. Thus in the above update step, if $\alpha^k \leq 0$ we reset it so that $\alpha^k = 0$, and if $\alpha^k \geq \frac{1}{\nu n}$ we reset it so that $\alpha^k = \frac{1}{\nu n}$. Therefore, our OCSVM using SGD algorithm is presented in Algorithm 1.

In fact, the SGD algorithm in OCSVM focuses on optimizing the Lagrange multiplier α for all patterns x_i where $x_i : i \in [n], \alpha_i > 0$ are called support vectors. Thus, exchanging gradient updates in FL for averaging purposes is not applicable. Consequently, we modified the training process of SGD to share the coefficients of the features in the kernel space under the constraints of sharing an equal number of samples across each client C . In this sense, our SGD training process computes the kernel matrix $K = \phi(x_i, x_j)_{i,j=1,\dots,n}$ before looping through the samples. Then it computes the coefficients w after performing a number of epochs as follows:

$$(8) \quad w^{(t+1)} = \alpha K;$$

$$s.t \quad \alpha = \alpha + \eta \left(1 - \sum_{i=1}^n w\right)$$

Each client performs a number of E epochs at each round to compute the gradient of the loss over its local data and to send the model parameters w^{t+1} to the central server S along with their local loss. The server then aggregates the gradients of the clients

Algorithm 2 Conditional FedAvg

$K = \phi(x_i, x_j)_{i,j=1,\dots,n}$
Server executes:
Initialize α, w
for each client $c \in C$ **in parallel do**
 $w_c^{t+1}, loss_c^{t+1} = ClientUpdate(w^t)$
end for
find the median $\mathcal{M} = median(loss^{t+1})$
select clients with $loss_c^{t+1} \leq \mathcal{M}$
compute the average $w^{(t+1)} := \frac{1}{C} \sum_{c=1}^C w_c^{(t+1)}$
send $w^{(t+1)}$ to the selected clients

ClientUpdate(w):
Require: X , kernel function ϕ , η
Require: $K = \phi(x_i, x_j)_{i,j=1,\dots,n}$
for $k \leftarrow 1$ to n **do**
 $\alpha^k = \alpha^k + \eta(1 - \sum_{i=1}^n w(k, i))$
if $\alpha^k \leq 0$ **then** $\alpha^k = 0$
if $\alpha^k \geq \frac{1}{\nu n}$ **then** $\alpha^k = \frac{1}{\nu n}$
end for
 $w = \alpha K$
compute $loss$
return w and $loss$ to server

with a condition that a client should have generated a loss below the overall median loss, and applies the global model parameters update by computing the average value of all the selected clients model's parameters as follows:

$$(9) \quad w^{(t+1)} := \frac{1}{C} \sum_{i=1}^C w^{(t+1)};$$

where C is the number of selected clients.

The server then share the $w^{(t+1)}$ to all selected clients in which each one performs another iteration to update $w^{(t+1)}$ but with setting $w_i^{(t)} = w^{(t+1)}$ as defined in the traditional FedAvg method. The full algorithm of our Conditional FedAvg learning process is given in Algorithm 2

3.2 Personalized Support Vectors

Our proposed approach may work well when clients have similar IID data. However, it is unrealistic to assume that since data may come from different environments or contexts in FL settings, thus it can have non-IID. Therefore, it is essential to decouple our model optimization from the global model learning in a bi-level problem depicted for personalized FL so the global model optimization is embedded within the local (personalized) models. Geometrically, the global model can be considered as a “*central point*”, where

all clients agree to meet, and the personalized models are the points in different directions that clients follow according to their heterogeneous data distributions. In this context, once the learning process by the central model is converged and the support vectors are identified for each client, we perform a personalized step to optimize the support vectors on each client. Intuitively, to generate a personalized client model, its support vectors must reside on the surface of the local training data (i.e. edged support vector). Thus, we propose a new algorithm to inspect the spatial locations of the selected support vector samples in the context of the FL settings explained above. It is intuitive that an edge support vector x_e will have all or most of its neighbors located at one side of a hyperplane passing through x_e . Therefore, our edge pattern selection method constructs a tangent plane for each selected support vector $x_i : i \in [n], \alpha_i > 0$ with its k -nearest neighbors data points. The method initially selects the k -nearest data points to each support vector x_s , and then centralizes it around x_s by computing the norm vector v_i^n of the tangent plane at x_s . If all or most of the vectors are located at one side of the tangent plane, we consider x_s as an edge support vector denoted by x_e , otherwise, it is considered as an interior support vector and it is excluded from the selected original set of support vectors.

The algorithm of selecting the edge samples is described as follows: given a set of support vectors $x_i (i = 1, \dots, n)$, the norm vector v_i^n of the tangent plane passing through x_i is computed using its k -nearest neighbors ($x_{ij}, i = j = 1, \dots, k$) as follows:

$$(10) \quad v_i^n = \sum_{j=1}^k v_{ij}^u$$

where

$$(11) \quad v_{ij}^u = (x_{ij} - x_i) / \|x_{ij} - x_i\|$$

Then we calculate θ_{ij} the dot products between the normal vector v_i^n and the vectors from x_i to its k -nearest neighbors as follows:

$$(12) \quad \theta_{ij} = (v_{ij}^u)^T v_i^n$$

If the sign of the product θ_{ij} between v_{ij}^u and v_i^n is greater than zero, then pattern x_{ij} is on the positive side of the tangent plane. If $\theta_{ij} = 0$, it is on the tangent plane. Thus, an edge pattern can be determined by counting the number of neighbors with $\theta_{ij} \geq 0$ ($0 < \theta_{ij} < \pi/2$) as follows:

Algorithm 3 Our Personalized Support Vectors Algorithm

Require: Get the set of support vectors $\{x_i\}_{i=1}^{n_s}$.

for $x_i (i = 1, \dots, n_s)$ **do**

Find the k closest points to x_s : $x_j, j = 1, \dots, k$.

Calculate the normal vectors v_i^n of x_s according to (10).

calculate the dot products θ_{ij} according to [12https://www.overleaf.com/project/6152a9ad1c6ae66769c8da8](https://www.overleaf.com/project/6152a9ad1c6ae66769c8da8)

counting the number of neighbors with $\theta_{ij} \geq 0$ according to (13).

if $l_i \leq 1 - \gamma$ **then**

x_i is an edge support vector

else

x_i is identified as non-support vector.

end if

end for

return $\{x_s\}_{s=1}^{n_s^{new}}$

$$(13) \quad l_i = \frac{1}{k} \sum_{j=1}^k I(\theta_{ij}) \geq 0$$

where $I(\cdot)$ is an indicator function incremented by one when the condition is true. If x_i is located at a convex surface, then all the k -nearest neighbors of x_i should be located at one side of the tangent plane, then we count x_i as an edge support vector. If x_i is located at a concave surface, it is also considered as an edge support vector but with a small ratio of the k -nearest neighbors located at the other side of the tangent plane. Therefore, to identify an edge support vector in concave case, we use a threshold $1 - \gamma$ (γ is a small positive parameter) to represent the acceptable ratio of samples located at the other side of the tangent plane for each sample x_i . For $\gamma = 0.05$, if 95% of the k -nearest neighbours to a sample x_s are located at one side, then the sample x_i can still be considered as an edge support vector, otherwise x_s is considered as an interior support vector.

4 Experimental Results and Discussions

We validate our PC-FedAvg method using two real SHM datasets collected from structural bridges to detect potential damage in these bridges.

4.1 Experiments on Real SHM Data

Besides the experiment on the toys dataset, we validate our PC-FedAvg method using real SHM data collected from Bridge structure. The main goal is to detect potential damage in bridge structures. We conduct experiments on two case studies using structural vibration based datasets acquired from a network of accelerometers mounted on two bridges in Australia, Cable-Stayed Bridge and Arch Bridge¹. In all experiments, we used the default value of the Gaussian kernel parameter σ and $\nu = 0.05$. The accuracy values were obtained using the F-Score (FS), defined as $F\text{-score} = 2 \cdot \frac{\text{Precision} \times \text{Recall}}{\text{Precision} + \text{Recall}}$ where $\text{Precision} = \frac{\text{TP}}{\text{TP} + \text{FP}}$ and $\text{Recall} = \frac{\text{TP}}{\text{TP} + \text{FN}}$ (the number of true positive, false positive and false negative are abbreviated by TP, FP and FN, respectively).

4.1.1 Experimental Results on Cable-Stayed Bridge

We instrumented the Cable-Stayed Bridge with 24 uni-axial accelerometers and 28 strain gauges. We used accelerations data collected from sensors A_i with $i \in [1; 24]$. Figure 1 shows the locations of these 24 sensors on the bridge deck. Each set of sensors on the bridge along with one line (e.g A1: A4) is connected to one client node and fused in a tensor node \mathcal{T} to represent one client in our FL network, which results in six tensor nodes \mathcal{T} (clients).

In this bridge dataset, two different types of damage were emulated (for experimentation purposes) by placing a large static load (a vehicle) at different locations of the bridge. Three scenarios were emulated namely: no vehicle is placed on the bridge ("*healthy state*"), a light vehicle with the approximate mass of 3 ton is placed on the bridge close to location A10 ("*Car-Damage*") and a bus with the approximate mass of 12.5 t is located on the bridge at location A14 ("*Bus-Damage*"). This emulates slight and severe damage cases which were used in our performance evaluation.

This experiment generates 262 samples (a.k.a events) each of which consists of acceleration data for 2 seconds at a sampling rate of 600 Hz. We separated the 262 data instances into two groups, 125 samples related to the healthy state and 137 samples for the damage state. The 137 damage examples were further divided into two different damaged cases: the "*Car-Damage*" samples (107) generated when a sta-

tionary car was placed on the bridge, and the "*Bus-Damage*" samples (30) emulated by the stationary bus.

For each reading of the uni-axial accelerometer, we normalized its magnitude to have a zero mean and one standard deviation. The fast Fourier transform (FFT) is then used to represent the generated data in the frequency domain. Each event now has a feature vector of 600 attributes representing its frequencies. The resultant data at each sensor node \mathcal{T} has a structure of 4 sensors \times 600 features \times 262 events.

We separated the 262 data instances into two groups, 125 samples related to the healthy state and 137 samples for the damage state. The 137 damage examples were further divided into two different damaged cases: the "*Car-Damage*" samples (107) generated when a stationary car was placed on the bridge, and the "*Bus-Damage*" samples (30) emulated by the stationary bus.

We randomly selected 80% of the healthy events (100 samples) from each tensor node \mathcal{T} for training multi-way of $\mathcal{X} \in \mathbb{R}^{4 \times 600 \times 100}$ (i.e. *training* set). The 137 examples related to the two damage cases were added to the remaining 20% of the healthy data to form a *testing* set, which was later used for the model evaluation.

At each client node \mathcal{T} , we implemented our Algorithm 2 to construct an OCSVM model at each client as well as the central model followed by Algorithm 3 to personalize the obtained support vectors to each client's data.

We initially study the effect of the number of local training epochs E on the performance of the four experimented federated learning methods as suggested in previous works^{10;20}. The candidate local epochs we consider are $E \in \{5, 10, 20, 30, 40, 50\}$. For each of the candidate E , we run all the methods for 40 rounds and report the final fl-score accuracy generated by each method. The result is shown in Figure 2(b). We observe that conducting longer epochs on the clients improves the performance of PC-FedAvg and FedPer, but it slightly deteriorates the performance of FedProx and FedAvg. The second experiment was to compare our method to FedAvg, FedPer and FedProx in terms of accuracy and the number of communication rounds needed for the global model to achieve good performance on the test data. We set the total number of epochs E for PC-FedAvg and FedPer to 50, and 30 for FedProx and FedAvg as determined by the first experimental study related to the local training epochs E . The results showed that PC-FedAvg outperforms FedAvg, FedProx and FedPer in terms of local training models and performance accuracy. Table 2 shows the accuracy results of all ex-

¹The two bridges are operational and the companies which monitor them requested to keep the bridge name and the collected data about its health confidential.

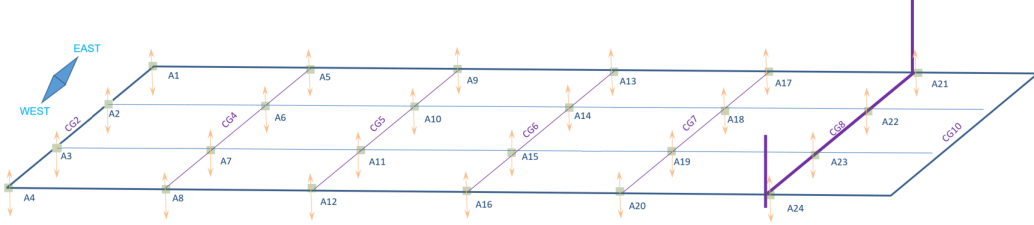


Figure 1: The locations on the bridge’s deck of the 24 A_i accelerometers used in this study. The cross girder j of the bridge is displayed as CG_j^5 .

periments using F -score. Although no data from the damaged state has been employed to construct the central model, each personalized local client model was able to identify the damage events related to ”Car-Damage” and ”Bus-Damage” with an average F -score accuracy of 0.96 ± 0.02 .

4.1.2 Experimental Results of The Arch Bridge:

The Arch bridge has 800 jack arches to support its joints. Each joint is instrumented by three tri-axial accelerometers mounted on the left, middle and right side of the joint, as shown in Fig 3. We conducted two different experiments using this data. This experiment uses six joints (named 1 to 6) where only one joint (number four) was known as a cracked joint. The data used in this study contains 36952 events as shown in Table 1 which were collected for three months. Each event is recorded by a sensor node when a vehicle passes by a jack arch for 1.6 seconds at a sampling rate of 375 Hz resulting in a feature vector of 600 attributes in the time domain. All the events in the datasets (1, 2, 3, 5, and 6) are labelled positive (healthy events), where all the events in dataset 4 (joint 4) are labelled negative (damaged events). For each reading of the tri-axial accelerometer (x,y,z), we calculated the magnitude of the three vectors and then the data of each event is normalized to have a zero mean and one standard deviation. Since the accelerometer data is represented in the time domain, it is noteworthy to represent the generated data in the frequency domain using Fourier transform. The resultant six datasets (using the middle sensor of each joint) have 300 features that represent the frequencies of each event.

For each dataset, we randomly selected 80% of the positive events for training and 20% for testing in addition to the unhealthy events in dataset 4. Like the Toys dataset experiment, we applied our Algorithms 2 to learn a federated OCSVM model at each client’s model and at the server’s model. We also applied

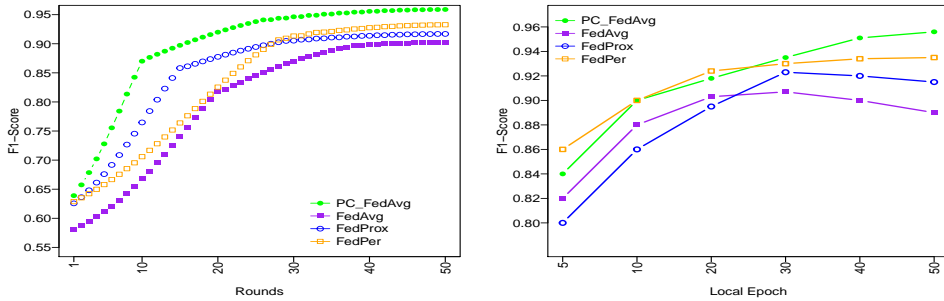
Table 1: Number of samples at each joint.

Dataset	Number of samples	Training	Test
Joint 1	6329	4430	1899
Joint 2	7237	5065	2172
Joint 3	4984	3488	1496
Joint 4	6886	0	6886
Joint 5	6715	4700	2015
Joint 6	4801	3360	1441

our Algorithm 3 to personalize each client’s support vectors.

Similar to the previous dataset, we initially study the effect of the number of local training epochs E on the performance of the four experimented FL methods. The results are summerised in Figure 2(b). Both PC-FedAvg and FedPer benefit from doing longer epochs on clients in contrast to FedProx and FedAvg which are slightly deviated from the optimal convergence. The second experiment was to compare our method to FedAvg, FedPer and FedProx in terms of accuracy and the number of communication rounds needed for the global model to achieve good performance on the test data. We set the total number of epochs E for PC-FedAvg and FedPer to 40, and 20 for FedProx and FedAvg as suggested from Figure 4(b). As shown, PC-FedAvg outperforms FedAvg, FedProx and FedPer in terms of local training models and performance accuracy. Table 2 shows the accuracy results of all experiments using F -score.

We observed that each personalized client’s model was able to identify its local healthy samples with an average F -score equal to 0.91 ± 0.03 . Furthermore, the model at the client that represents joint 4 was also able to identify 0.90 of the damage samples. These results demonstrate that the PC-FedAvg approach without data sharing is still able to identify damage events even though these events were not involved in the training process. The results also clearly show that learning from massively decentralized data is still challenging and needs improvement especially in the prediction accuracy of damage



(a) The effect of number of communication rounds. (b) The effect of number of local training epochs.

Figure 2: Convergence rates of various methods in federated learning applied on Cable-Stayed Bridge with $\mathcal{T} = 6$ clients.

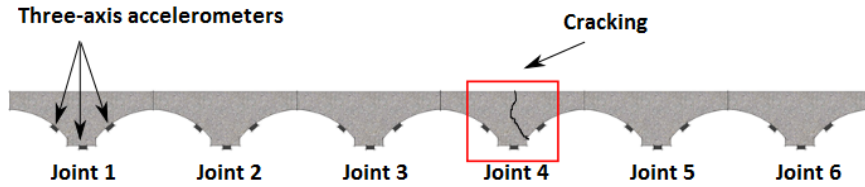
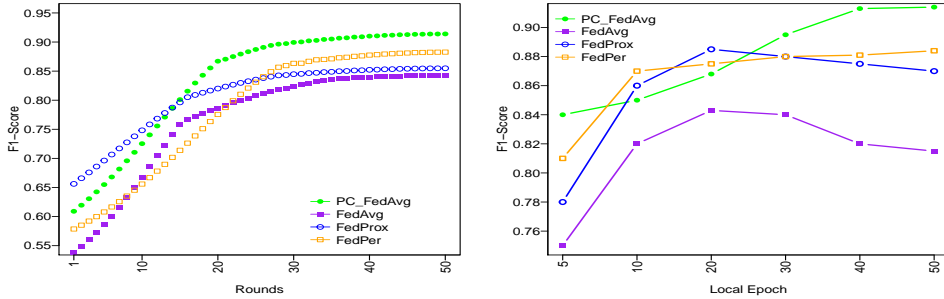


Figure 3: Evaluated joints on the Arch Bridge.



(a) The effect of number of communication rounds. (b) The effect of number of local training epochs.

Figure 4: Convergence rates of various methods in federated learning applied on The Arch Bridge with $\mathcal{T} = 6$ clients.

events at joint 4. Table 2 shows the resulting FP, TP, and F -score accuracies of the PC-FedAvg method compared to FedAvg, FedProx and FedPer methods. It can be concluded from this table that PC-FedAvg outperformed other state-of-the-art methods in detecting damage in the bridge structure. This is evident by the higher accuracy score and the lower false alarm rates of our PC-FedAvg.

As validated by the two experiment sets, our PC-FedAvg outperforms alike FL methods in terms of accuracy and personalization of learning with one OCSVM. Like traditional FL approaches, our model reduces frequent data transmission and preserving

the privacy of the data as learning occurs at the clients' models and the learning co-efficients are shared. On the other hand, our model has a unique advantage compared to the other state-of-the-art approaches. Specifically, the personalization effect is fundamental toward achieving better accuracy as our PC-FedAvg personalizes the resultant support vectors to address the problem of non-IID distribution of data in normal FL, and thus it achieves better generalization of the clients' models. In practice, data collected at different clients (e.g., devices or sensors) is likely to exhibit non-IID and be statistically diverse. This would impact the accuracy of non-personalized FL methods as it is evident that the accuracy of a

Table 2: F -score of various methods.

	PC-FedAvg	FedProx	FedPer	FedAvg
Cable	0.96±0.02	0.92±0.01	0.93±0.03	0.90±0.04
Arch	0.91±0.03	0.85±0.02	0.88±0.05	0.84±0.06

global model based on clients’ local data would decrease when the data diversity increased^{12,18}. Our approach is centered around employing OCSVM as anomaly detection model for damage detection leads to many benefits from the computational perspective, the low resources needed to run the OCSVM algorithm lets to participate in the collaborative learning even though meager resources devices, especially when the type of the kernel function used by the machine learning algorithm is linear. Moreover, the approach we follow of mitigating the effects of aggregating ‘bad’ weights by identifying and not including clients based on their local performance which allow us more freedom to perform more local computation. Therefore, our PC-FedAvg is essential to deal with such data issues and to improve the learning effect in FL approaches.

5 Conclusions

In this paper, we present a novel machine learning approach for an effective and efficient anomaly detection model in such applications like SHM systems that require information derived from many spatially-distributed locations throughout large infrastructure covering various points in the monitored structure. Our method employs a Federated Learning (FL) approach to OCSVM as an anomaly detection model augmented with a method to personalize the resulting support vectors from the FL process. Our experimental evaluation on two real bridge structure datasets showed promising damage detection accuracy by considering different damage scenarios. In the ‘‘Cable-Stayed Bridge’’ dataset, our PC-FedAvg method achieved an accuracy of 96%. In the Arch Bridge dataset, our PC-FedAvg method achieved 91% damage detection accuracy. The experimental results of these case studies demonstrated the capability of our FL-based damage detection approach with the personalization algorithm to improve the damage detection accuracy.

References

[1] A. ANAISSI, M. GOYAL, D. R. CATCHPOOLE, A. BRAYTEE,

AND P. J. KENNEDY, *Ensemble feature learning of genomic data using support vector machine*, *PLoS one*, 11 (2016), p. e0157330.

[2] A. ANAISSI, N. L. D. KHOA, S. MUSTAPHA, M. M. ALAMDARI, A. BRAYTEE, Y. WANG, AND F. CHEN, *Adaptive one-class support vector machine for damage detection in structural health monitoring*, in *Pacific-Asia Conference on Knowledge Discovery and Data Mining*, Springer, 2017, pp. 42–57.

[3] A. ANAISSI, N. L. D. KHOA, T. RAKOTOARIVELO, M. M. ALAMDARI, AND Y. WANG, *Self-advised incremental one-class support vector machines: An application in structural health monitoring*, in *International Conference on Neural Information Processing*, Springer, 2017, pp. 484–496.

[4] A. ANAISSI, N. L. D. KHOA, T. RAKOTOARIVELO, M. M. ALAMDARI, AND Y. WANG, *Adaptive online one-class support vector machines with applications in structural health monitoring*, *ACM Transactions on Intelligent Systems and Technology (TIST)*, 9 (2018), pp. 1–20.

[5] A. ANAISSI, M. MAKKI ALAMDARI, T. RAKOTOARIVELO, AND N. KHOA, *A tensor-based structural damage identification and severity assessment*, *Sensors*, 18 (2018), p. 111.

[6] A. ANAISSI, B. SULEIMAN, AND M. NAJI, *Intelligent structural damage detection: a federated learning approach*, in *International Symposium on Intelligent Data Analysis*, Springer, 2021, pp. 155–170.

[7] M. G. ARIVAZHAGAN, V. AGGARWAL, A. K. SINGH, AND S. CHOUDHARY, *Federated learning with personalization layers*, *arXiv preprint arXiv:1912.00818*, (2019).

[8] A. BINBUSAYYIS AND T. VAIYAPURI, *Unsupervised deep learning approach for network intrusion detection combining convolutional autoencoder and one-class svm*, *Applied Intelligence*, (2021), pp. 1–15.

[9] V. CHANDOLA, A. BANERJEE, AND V. KUMAR, *Anomaly detection: A survey*, *ACM computing surveys (CSUR)*, 41 (2009), pp. 1–58.

[10] F. CHEN, M. LUO, Z. DONG, Z. LI, AND X. HE, *Federated meta-learning with fast convergence and efficient communication*, *arXiv preprint arXiv:1802.07876*, (2018).

[11] X. DAI, X. YAN, K. ZHOU, H. YANG, K. K. NG, J. CHENG, AND Y. FAN, *Hyper-sphere quantization: Communication-efficient sgd for federated learning*, *arXiv preprint arXiv:1911.04655*, (2019).

[12] Y. DENG, M. M. KAMANI, AND M. MAHDAVI, *Adaptive personalized federated learning*, *arXiv preprint arXiv:2003.13461*, (2020).

[13] F. HANZELY AND P. RICHTÁRIK, *Federated learning of a mixture of global and local models*, *arXiv preprint arXiv:2002.05516*, (2020).

[14] A. HARD, K. RAO, R. MATHEWS, S. RAMASWAMY, F. BEAUFAYS, S. AUGENSTEIN, H. EICHNER, C. KIDDON, AND D. RAMAGE, *Federated learning for mobile keyboard prediction*, *arXiv preprint arXiv:1811.03604*, (2018).

[15] P. KAIROUZ, H. B. MCMAHAN, B. AVENT, A. BELLET, M. BENNIS, A. N. BHAGOJI, K. BONAWITZ, Z. CHARLES, G. CORMODE, R. CUMMINGS, ET AL., *Advances and open problems in federated learning*, *arXiv preprint arXiv:1912.04977*, (2019).

[16] N. L. D. KHOA, A. ANAISSI, AND Y. WANG, *Smart infrastructure maintenance using incremental tensor analysis*, in *Proceedings of the 2017 ACM Conference on Information and Knowledge Management*, ACM, 2017, pp. 959–967.

[17] J. KONEČNÝ, H. B. MCMAHAN, F. X. YU, P. RICHTÁRIK, A. T. SURESH, AND D. BACON, *Federated learning: Strategies for improving communication efficiency*, *arXiv preprint arXiv:1610.05492*, (2016).

[18] D. LI AND J. WANG, *Fedmd: Heterogeneous federated learning via model distillation*, *arXiv preprint arXiv:1910.03581*, (2019).

[19] T. LI, A. K. SAHU, M. ZAHEER, M. SANJABI, A. TALWALKAR, AND V. SMITH, *Federated optimization in heterogeneous networks*, *arXiv preprint arXiv:1812.06127*, (2018).

[20] B. MCMAHAN, E. MOORE, D. RAMAGE, S. HAMPSON, AND B. A. Y ARCAS, *Communication-efficient learning of deep networks from decentralized data*, in *Artificial Intelligence and Statistics*, PMLR, 2017, pp. 1273–1282.

[21] A. REISIZADEH, A. MOKHTARI, H. HASSANI, A. JADBABAIE, AND R. PEDARSANI, *Fedpaq: A communication-efficient federated learning method with periodic averaging and quantization*, in *International Conference on Artificial Intelligence and Statistics*, 2020, pp. 2021–2031.

[22] B. SCHÖLKOPF, J. C. PLATT, J. SHAWE-TAYLOR, A. J. SMOLA, AND R. C. WILLIAMSON, *Estimating the support of a high-*

- dimensional distribution*, Neural computation, 13 (2001), pp. 1443–1471.
- [23] V. SMITH, C.-K. CHIANG, M. SANJABI, AND A. TALWALKAR, *Federated multi-task learning*, arXiv preprint arXiv:1705.10467, (2017).
 - [24] S. U. STICH, *Local sgd converges fast and communicates little*, arXiv preprint arXiv:1805.09767, (2018).
 - [25] C. T. DINH, N. TRAN, AND T. D. NGUYEN, *Personalized federated learning with moreau envelopes*, Advances in Neural Information Processing Systems, 33 (2020).
 - [26] D. M. TAX AND R. P. DUIN, *Support vector data description*, Machine learning, 54 (2004), pp. 45–66.
 - [27] J. WANG AND G. JOSHI, *Cooperative sgd: A unified framework for the design and analysis of communication-efficient sgd algorithms*, arXiv preprint arXiv:1808.07576, (2018).