

Expected Complexity of Persistent Homology Computation via Matrix Reduction

Barbara Giunti ^{*}, Guillaume Houry [†], Michael Kerber [‡], Matthias Söls [§]

Abstract

We study the algorithmic complexity of computing persistent homology of a randomly generated filtration. Specifically, we prove upper bounds for the average fill-in (number of non-zero entries) of the boundary matrix on Čech, Vietoris–Rips and Erdős–Rényi filtrations after matrix reduction. Our bounds show that the reduced matrix is expected to be significantly sparser than what the general worst-case predicts. Our method is based on previous results on the expected Betti numbers of the corresponding complexes. We establish a link between these results and the fill-in of the boundary matrix. In the 1-dimensional case, our bound for Čech and Vietoris–Rips complexes is asymptotically tight up to a logarithmic factor. We also provide an Erdős–Rényi filtration realising the worst-case.

MSC numbers: 55N31, 68T09

Keywords: Matrix reduction, Average complexity, Persistent homology

1 Introduction

Motivation and results. The standard algorithm used to compute persistent homology, first introduced in [21], is based on the Gaussian reduction of the boundary matrix. It performs left-to-right column additions until the indexes of the lowest elements of non-zero columns in the matrix are pairwise distinct; the matrix is called **reduced** in this case. For a $(r \times c)$ -boundary matrix with $r \leq c$, this reduction process runs in $\mathcal{O}(r^2c)$ time, and this complexity can be achieved by a concrete family of examples [35]. Designing such worst-case examples requires some care – for instance, the boundary matrix necessarily has to become dense (i.e., has $\Omega(r^2)$ non-zero entries) during the reduction. On the other hand, such dense reduced matrices are hardly formed in realistic data sets, and the reduction algorithm scales closer to linear in practice [6, 36]. This leads to the hypothesis that the worst-case examples are somewhat pathological, and the “typical” performance of the algorithm is better than what the worst-case predicts. The motivation of this paper is to provide formal evidence for this hypothesis.

To formalize the notion of a typical example, we fix a random variable that captures a boundary matrix based on a random model and analyze the expected runtime of the reduction algorithm over this random variable. We study three instances of random models:

Čech model. Sample n points i.i.d. uniformly distributed from the d -dimensional unit cube and build the Čech filtration over these points.

Vietoris–Rips model. Construct the Vietoris–Rips filtration over with points placed as in the Čech case.

^{*}Graz University of Technology and SUNY University at Albany, 1400 Washington Avenue, CK-395, bgiunti@albany.edu

[†]École Polytechnique Palaiseau, Route de Saclay, 91128 Palaiseau Cedex, guillaume.houry@live.fr

[‡]Graz University of Technology, Kopernikusgasse 24, Graz, Austria, kerber@tugraz.at

[§]Graz University of Technology, Kopernikusgasse 24, Graz, Austria, matthias.soels@tum.de

Erdős–Rényi model. Given n vertices, apply a random permutation on the $\binom{n}{2}$ edges, and build the clique filtration over this edge order.

The resulting k -dimensional boundary matrices consist of $r = \binom{n}{k+1} = \Theta(n^{k+1})$ rows and $c = \binom{n}{k+2} = \Theta(n^{k+2})$ columns. The naive bound for the cost of matrix reduction would therefore yield a time complexity of $\mathcal{O}(n^{3k+4})$ which is realized by boundary matrices with at least $\Omega(n^{2k+2})$ non-zero entries arising during matrix reduction.

We refer to the number of non-zero entries of the reduced matrix as the **fill-in**. Our main result is that the expected fill-in is given by $\mathcal{O}(n^{2k} \log^2(n))$ and the expected cost of matrix reduction is bounded by $\mathcal{O}(n^{3k+2} \log^2(n))$. Whereas these bounds apply for all $k \geq 1$ for Čech and Vietoris–Rips filtrations, we are restricted to $k = 1$ in the Erdős–Rényi case. Note that both the expected fill-in as well as the expected cost for all three models is asymptotically better than the worst-case prediction.

In the 1-dimensional Čech and Vietoris–Rips case, our bound on the fill-in is asymptotically optimal up to logarithmic factors. We also provide some experiments that suggest that neither our fill-in bound for the Erdős–Rényi case nor our time bound for the Čech and Vietoris–Rips case are tight. Finally, we construct a concrete family of clique filtrations for which the reduction algorithm for $k = 1$ yields a matrix with $\mathcal{O}(n^4)$ fill-in and runs in $\mathcal{O}(n^7)$ time. This shows that the worst-case bounds on fill-in and runtime are tight for the Erdős–Rényi model.

Proof outline. We illustrate the proof for the Čech model, the Vietoris–Rips case is proved similarly. The unreduced boundary matrix encodes the filtration arising from the nerves of a growing union of balls, based around the randomly sampled points. During matrix reduction, columns in the boundary matrix get added to each other from left-to-right whenever their (non-zero) lowest entries coincide. Three cases are possible: A column may remain unchanged during matrix reduction, a column may turn to a zero-column or a column may get reduced to some new non-zero lowest entry. The last case is critical, as this might fill-in the column in question and thus leads to a dense reduced matrix. Such a column typically represents a topological feature of non-zero persistence. By a result of Kahle [28], having non-zero Betti numbers gets very unlikely after a certain scale in the filtration and a high number of sampled points. This implies that the number of such critical columns is bounded in expectation. The same approach also works for Erdős–Rényi filtrations, adapting a probabilistic bound for Betti numbers from [16] to our situation.

Conference version. Parts of this work have already appeared as a conference version [23]. The framework introduced in [23] is limited to clique-filtrations with boundary matrices of dimension one. Hence only the Erdős–Rényi and Vietoris–Rips model were considered. In the present work, we add the analysis of the Čech model (which is not a clique filtration) and extend the analysis of the Vietoris–Rips model to arbitrary dimensions.

Related work. There are many variants of the standard reduction algorithm with the goal to improve its practical performance, partially with tremendous speed-ups, e.g. [1, 4, 6, 24, 32, 34, 38]. All these approaches are based on matrix reduction and do not overcome the cubic worst-case complexity of Gaussian elimination. We consider only the standard reduction algorithm in our analysis although we suspect that our techniques apply to most of these variants as well. An asymptotically faster algorithm in matrix-multiplication time is known [33], as well as a randomized output-sensitive algorithm that computes only the most persistent features [15]. However, these approaches are not based on elementary column operations and slower in practice.

In the persistence computation, the order of the simplices (and thus of the columns and rows in the boundary matrix) is crucial and can be altered only in specific cases [6, 13, 7]. This

order also determines which elements can be used as pivots. For that reason, we did not see how to transfer analyses of related problems, such as the expected complexity of computing the Smith normal form [14] or the study of fill-in for linear algebraic algorithms [18, 25] to our setup. These methods require either to interleave row and column operations and swap rows and columns, or to reorder the rows and columns.

The only previous work on the average complexity of persistence computation is by Kerber and Schreiber [31, 39]. They show that, for the so-called shuffled random model, the average complexity is better than what the worst-case predicts. However, the shuffled model is further away from realistic (simplicial) inputs than the three models studied in this paper. Moreover, their analysis requires a special variant of the reduction algorithm while our analysis applies to the original reduction algorithm with no changes. In addition, the PhD thesis of Schreiber [39] contains extensive experimental evaluations of several random models (including Vietoris–Rips and Erdős–Rényi); our experiments partially redo and confirm this evaluations.

While the computational complexity for persistence has hardly been studied in terms of expectation, extensive efforts have gone into expected topological properties of random simplicial complexes. We refer to the surveys by Kahle [30] and Bobrowski and Kahle [11] for an overview for the general and the geometric case, respectively. From this body of literature, we use the works by Demarco, Hamm, and Kahn [16] and Kahle [28] in our work. There are also recent efforts to study expected properties of persistent homology over random filtrations, for instance the expected length of the maximally persistent cycles in a uniform Poisson process [12], properties of the expected persistence diagram over random point clouds [17], or the expected number of intervals in the decomposition of multiparameter persistence modules [2], [3].

Finally, to the best of our knowledge, the only construction to achieve the worst-case running time for matrix reduction is by Morozov [35], which however involves only a linear number of edges and triangles with respect to the number of vertices and it is not a full filtration, as required by our models and is prevalent in data analysis.

Outline. In Section 2, we introduce basic notions on (boundary) matrices and their reduction as well as simplicial homology. In Section 3, we prove the connection between Betti numbers and certain columns of the reduced matrix, which leads to a generic bound for the fill-in. We then apply the general bound for the Čech (Section 4), Vietoris–Rips (Section 5) and Erdős–Rényi (Section 6) filtrations. In Section 7, we compare our bounds with experimental evaluation. In Section 8, we construct a clique filtration realising the worst-case fill-in and cost. We conclude in Section 9.

2 Basic notions

2.1 Matrix reduction

In the following, fix an $(r \times c)$ -matrix M over \mathbb{Z}_2 , the field with two elements, and let its columns be denoted by M_1, \dots, M_c . For a non-zero column M_i , we let its **pivot** be the index of the lowest row in the matrix that has a non-zero entry, denoted by $low(M_i)$. We write $\#M_i$ for the number of non-zero entries in the column, and $\#M := \sum_{i=1}^c \#M_i$ for the number of non-zero entries in the matrix. Clearly, $\#M \leq r \cdot c$; if $\#M$ is significantly smaller than that value (e.g., only linear in c), then the matrix is usually called “sparse”.

A **left-to-right column addition** is the operation of replacing M_i with $M_i + M_j$ for $j < i$. If M_i and M_j have the same pivot before the column addition, the pivot of M_i decreases under the column addition (or the column M_i becomes zero, if $M_i = M_j$).

Matrix reduction is the process of repeatedly performing left-to-right column additions until no two columns have the same pivot. For concreteness, we fix the following version: we

traverse the columns from 1 to c in order. At column i , as long as it is non-zero and has a pivot that appears as a pivot in some column $j < i$, we add column j to column i . The resulting matrix is called **reduced**.

Algorithm 1: Matrix reduction

Input: Boundary matrix $M = (M_1, \dots, M_c)$

Output: Reduced matrix $M' = (M'_1, \dots, M'_c)$

```

1 for  $i = 1, \dots, c$  do
2    $M'_i = M_i$ 
3   while  $M'_i \neq 0$  and there exists  $j < i$  with  $low(M'_j) = low(M'_i)$  do
4      $M'_i \leftarrow M'_i + M'_j$ 

```

We define the **cost of a column addition** of the form $M_i \leftarrow M_i + M_j$ as $\#M_j$, i.e., the number of non-zero entries in the column that is added to M_i . The **cost of a matrix reduction** for a matrix M is then the added cost of all column additions performed during the reduction, and it is denoted by $cost(M)$. The **fill-in** of a reduced matrix M' is $\#M'$, the number of non-zero entries of M' . We can relate the cost of reducing a matrix M to the fill-in of the reduced matrix as follows.

Lemma 2.1. For a matrix M with c columns, let M' denote its reduced matrix. Then

$$cost(M) \leq c \cdot \#M'$$

Proof. Let $M'_{\leq i}$ denote the matrix formed by the first i columns of M' . Then, after the matrix reduction algorithm has traversed the first i columns, the partially reduced matrix agrees with M' on the first i columns. In order to reduce column $i + 1$, the algorithm adds some subset of columns of $M'_{\leq i}$ to M_{i+1} , each column at most once. Hence, the cost of reducing column M_{i+1} is bounded by $\#M'_{\leq i}$. We can therefore bound

$$cost(M) \leq \sum_{i=1}^c \#M'_{\leq i} \leq \sum_{i=1}^c \#M' = c\#M'. \quad \square$$

We interpret the cost of M as a model of the (bit) complexity for performing matrix reduction. Indeed, in practice, we will apply matrix reduction on (initially) sparse matrices whose columns are usually represented to contain only the indices of their non-zero entries to reduce memory consumption. If we arrange these indices in a balanced binary search tree structure, for instance, performing a column operation $M_i \leftarrow M_i + M_j$ can be realized in $O(\#M_j \log \#M_i)$ time, which matches our cost up to a logarithmic factor. Alternatively, we can store columns as linked lists of non-zero indices and then, reducing column i , we can transform the column in a $\{0, 1\}$ -vector of length r , and perform all additions in time proportional to $\#M_j$, resulting in a total complexity of $O(c \cdot (r + \#M'))$. This complexity matches $cost(M)$ if the reduced matrix has at least $\Omega(r)$ non-zero entries (which will be the case for the cases studied in this paper). We refer to [6] for a more thorough discussion on the possible choices of data structures for (sparse) matrices.

Constant indices and critical indices. We call a column M_i **constant**, if it is not modified during matrix reduction, that is, $M_i = M'_i$. In this case, the row index of the pivot of its reduction $low(M'_i)$ is a **constant index**. Otherwise, if $M_i \neq M'_i$ and the reduced column M'_i is not zero, we will refer to M'_i as a **critical** column. The row index of its pivot $low(M'_i)$ is then a **critical index**. See Figure 1 for an illustration of these concepts.

$$\begin{array}{c}
\begin{array}{cccc}
& abc & acd & abd & bcd \\
bc & \left[\begin{array}{cccc}
1 & & & 1 \\
& 1 & 1 & \\
1 & & 1 & \\
& 1 & & 1 \\
\color{red}{1} & 1 & & \\
& & \color{red}{1} & 1
\end{array} \right] & & & \\
ad & & & & \\
ab & & & & \\
cd & & & & \\
ac & & & & \\
bd & & & &
\end{array}
& \xrightarrow[\text{reduction}]{\text{left-to-right column}} &
\begin{array}{cccc}
& abc & acd & abd & bcd \\
bc & \left[\begin{array}{cccc}
1 & 1 & & \\
& 1 & 1 & \\
1 & 1 & 1 & \\
& \color{red}{1} & \color{green}{1} & \\
ac & \color{red}{1} & & \\
& & & \color{red}{1}
\end{array} \right] & & & \\
ad & & & & \\
ab & & & & \\
cd & & & & \\
ac & & & & \\
bd & & & &
\end{array}
\end{array}$$

Figure 1: Example of a (1-boundary) matrix in (on the left) and its reduced matrix (on the right), from the complex in Figure 3. The columns corresponding to the simplices abc and abd are constant columns, the column corresponding to acd is critical. The row indices of the red elements are constant, and the row index of the green element is a critical index. The zeros are not displayed.

The next lemma is simple, yet crucial for our approach:

Lemma 2.2.

$$\#M' \leq \sum_{S \text{ is a constant column of } M} \#S + \sum_{p \text{ is a critical index}} p$$

Proof. Each column of M' is zero or has some pivot p , which is either a constant index or a critical index. If p is a constant index, then it comes with a constant column of M , which remains unchanged. Otherwise, the number of non-zero entries of a critical column is bounded by its pivot. \square

2.2 Simplicial filtrations, boundary matrices and homology

Simplicial complexes. Given a finite set V , a **simplicial complex** K over V is a collection of subsets of V , called **simplices**, with the property that if $\sigma \in K$ and $\tau \subseteq \sigma$, also $\tau \in K$. A simplex with $(k+1)$ -elements is called **k -simplex**. 0-, 1-, and 2-simplices are also called **vertices**, **edges**, and **triangles**, respectively. For a k -simplex $\sigma \in K$, any simplex τ with $\tau \subseteq \sigma$ is a **face** of σ and we call τ a **facet** of σ whenever τ is $(k-1)$ -dimensional. The set of facets is called the **boundary** of σ . A **subcomplex** L of a simplicial complex K is a subset of K which is itself a simplicial complex.

Filtrations. A **filtered simplicial complex** is a simplicial complex K with a fixed (total) ordering in every dimension. For the Čech, Vietoris-Rips and Erdős–Rényi filtrations considered here, each simplex $\sigma \in K$ comes with a *birth-radius* $\rho_\sigma \in \mathbb{R}_{\geq 0}$ such that for each face τ of σ , $\rho_\tau \leq \rho_\sigma$. Putting together all simplices in K with the same birth-radius $\rho \geq 0$ yields a subcomplex K_ρ of K and ordering all birth-radii in an ascending way leads to a nested sequence of subcomplexes $\emptyset \subseteq K_{\rho_0} \subseteq K_{\rho_1} \subseteq \dots \subseteq K_{\rho_N} = K$ which we call a **filtration** of K . Given any dimension k , we fix a total order on the set of k -simplices by first ordering by ascending birth-radii, and then ordering simplices with equal birth radius either arbitrarily, or by some explicit rule specified later.

Boundary matrices. Let K be a filtered simplicial complex with r k -simplices and c $(k+1)$ -simplices. The k -dimensional **boundary matrix** of K is a $(r \times c)$ -matrix, where the order of the rows and columns is induced by the order on the underlying filtered simplicial complex and the entry (i, j) in the matrix is 1 if the i -th k -simplex is a facet of the j -th $(k+1)$ -simplex of K , and 0 otherwise. We interpret boundary matrices as matrices over \mathbb{Z}_2 . For a boundary matrix D in dimension k , we have that $\#D = (k+2) \cdot c$ because every $(k+1)$ -simplex has $k+2$ facets.

Hence, boundary matrices are sparse, but this sparsity is not necessarily preserved by matrix reduction [35].

Homology. We call the basic notions of simplicial homology (with coefficients over the field \mathbb{Z}_2): for a simplicial complex K , the **k -th chain group** C_k is the vector space over \mathbb{Z}_2 that has the k -simplices of K as basis elements. Let $\partial_k : C_k \rightarrow C_{k-1}$ denote the unique homomorphism that maps every k -simplex σ to the sum of its facets. We call the kernel Z_k of C_k the **k -th cycle group** and the image B_k of ∂_{k+1} the **k -th boundary group**; note $B_k \subseteq Z_k$ because $\partial_k \circ \partial_{k+1} = 0$. The **k -th homology group** H_k of K is then defined as Z_k/B_k . Note that despite the name “group” for chains, cycles, boundaries, and homologies, all these objects are vector spaces (because we take coefficients over \mathbb{Z}_2). The **k -th Betti number** of K , denoted by $\beta_k(K)$, is the dimension of $H_k(K)$.

Persistent homology and matrix reductions. Matrix reduction gives a wealth of information when applied to a filtered boundary matrix D . For once, it yields the rank of D , which can be used, for instance, to compute the Betti numbers of the simplicial complex: Writing D and \overline{D} for the boundary matrix in dimension k and $k - 1$, respectively, and n_k for the number of k -simplices, we have that $\beta_k(K) = n_k - \text{rank}(D) - \text{rank}(\overline{D})$. Moreover, because the matrix reduction respects the order of the simplices, the pivots of the reduced matrix D' yield the so-called **persistent barcode** of the filtered simplicial complex consisting of the following two sets of intervals:

$$\begin{aligned} P &:= \{(\rho_i, \rho_j) \mid D'_j \neq 0 \text{ and } i = \text{low}(D'_j)\} \\ E &:= \{(\rho_i, \infty) \mid D'_i = 0 \text{ and } i \neq \text{low}(D'_j) \forall j = 1, \dots, n\}. \end{aligned}$$

Here ρ_i denotes the birth-radius of the simplex associated to the i -th row or column of the boundary matrix (or its reduction). The intervals (ρ_i, ρ_j) in the persistence barcode can be seen as topological features in the filtration appearing at birth-radius ρ_i and disappearing at ρ_j . The **persistence** $\rho_j - \rho_i$ of an interval is often interpreted as the significance of the observed topological feature. Consequently, intervals of the form (ρ_i, ∞) can be seen as topological features which appear at scale ρ_i and never disappear. We refer to [20, 37] for further details about persistent homology and barcodes.

Good orders. Let K be a filtered simplicial complex. A pair (σ, τ) in K is an **apparent pair** [4], if σ is the maximal facet of τ and τ is the minimal cofacet of σ with respect to the total order on K . We say that K is in **good order** if every interval in the persistence barcode of K with zero persistence comes from an apparent pair. The good order property of a filtration is equivalent to the following criterion on its boundary matrix: No critical index is allowed to have the same birth-radius as the column that contains it as a pivot. We will show that for Vietoris–Rips and Čech filtrations, we can always achieve a good order by lexicographically sorting rows and columns with the same birth-radius (Lemma 4.2).

Not every filtration can be brought into good order, no matter how simplices with same birth-radius are sorted. For an example, consider the triangulation of a dunce hat (see Figure 2) and its boundary matrix in dimension 1. Assume that all simplices have the same birth-radius. Since every edge has 2 or 3 incident triangles, at least one column addition is performed, no matter what order is chosen. A zero column in the reduced matrix would imply that the 2-nd Betti number is positive, but this contradicts the fact that the dunce hat is contractible

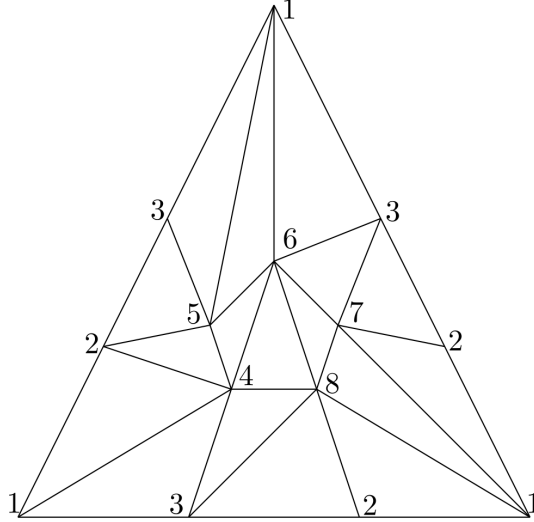


Figure 2: Triangulation of a dunce hat (see also Example 1.22 in [40]).

3 Fill-in analysis

From now on, we fix K to be a complete filtered simplicial complex over n vertices, yielding a k -dimensional boundary matrix D with $r = \binom{n}{k+1} = \Theta(n^{k+1})$ rows and $c = \binom{n}{k+2} = \Theta(n^{k+2})$ columns. Let D' be the reduction of D . We have a simple lower bound on the fill-in of D' :

Lemma 3.1. $\#D' \geq \binom{n}{k+1} - \binom{n}{k} = \Omega(n^{k+1})$

Proof. Observe that $\#D' \geq \text{rank}(D)$ because there will be at least one non-zero entry at the pivot entries. By the aforementioned formula of Betti numbers, we have $\text{rank}(D) = n_k - \beta_k(K) - \text{rank}(\overline{D})$, where \overline{D} denotes the boundary matrix in dimension $k-1$. The statement follows because the Betti number of K is 0 in all dimensions $k \geq 1$ and \overline{D} is a $\left(\binom{n}{k} \times \binom{n}{k+1}\right)$ -matrix whose rank is at most $\binom{n}{k}$. \square

We now turn to an upper bound for $\#D'$. By Lemma 2.2, we get

$$\#D' \leq (k+2) \binom{n}{k+1} + \sum_{p \text{ is a critical index}} p \quad (1)$$

because every column of D has precisely $k+2$ non-zero entries. We assume k to be a constant, in which case the first term further simplifies to $\Theta(n^{k+1})$. To bound the second term, two observations are necessary. First, it is possible to link the presence of a critical index p with non-zero homology of K_{ρ_p} (see Figure 3). Second, in all filtrations considered in what follows, non-zero homology of a complex in the filtration will turn out to be an unlikely event after some threshold radius, which makes the appearance of critical indices unlikely as well.

Lemma 3.2. Let D be the k -dimensional boundary matrix of a filtered simplicial complex in good order and let D' be its reduction. If (p, c_p) is a critical entry of D' , then $\beta_k(K_{\rho_p}) > 0$.

Proof. Let z be the cycle in K_{ρ_p} which arises as a sum of the k -simplices associated to the non-zero entries of D'_{c_p} . After matrix reduction, the first c_p columns of D' are linearly independent, in particular, D'_{c_p} can not be written as a linear combination of columns in D with index smaller than c_p . This means that z does not lie in the k -th boundary group of $K_{\rho_{c_p-1}}$. More precisely, since D is in good order, $\rho_p < \rho_{c_p}$ and thus z does not lie in the k -th boundary group of K_{ρ_p} . We conclude that z is a non trivial cycle in $H_k(K_{\rho_p})$ and thus $\beta_k(K_{\rho_p}) > 0$. \square

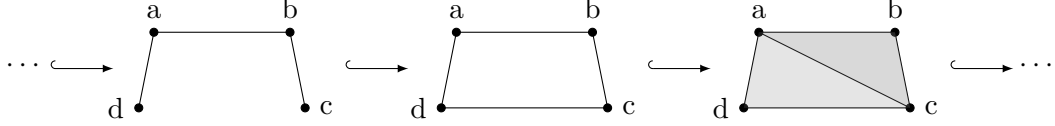


Figure 3: The insertion of the edge cd - that has critical index as Figure 1 shows - creates a 1-cycle, i.e., increases β_1 .

In combination with (1), the lemma gives

$$\#D' \leq \Theta(n^{k+1}) + \sum_{i=0}^r i \cdot \mathbb{1}_{(\beta_k(K_{\rho_i}) > 0)}(i), \quad (2)$$

where $\mathbb{1}_{(\beta_k(K_{\rho_i}) > 0)}(-)$ is the indicator function taking the value 0 if the k -th homology group is trivial, and 1 otherwise. In the worst-case, all these homology groups are non-trivial, and the bound yields $O(r^2)$, which can also be derived directly as an upper bound on $\#D'$. A better upper bound can be obtained in expectation if a sample with favorable properties is drawn from the set of filtered simplicial complexes in good order. We then have the following main lemma which bounds the expected value of the fill-in.

Lemma 3.3. Let K be a random filtered simplicial complex in good order such that for given constants $T \geq 1$ and $A > 0$,

$$\mathbb{P}(\beta_k(K_{\rho_i}) > 0) < \frac{A}{r}$$

for all row indices $i > T$ (with $r = \binom{n}{k+1}$ as before). Further, let D be the boundary matrix of K and D' be its reduction. We then have that

$$\mathbb{E}[\#D'] = O((1 + A)n^{k+1} + T^2).$$

Proof. We split the second term of (2) in two parts:

$$\mathbb{E} \left[\sum_{i=0}^r i \cdot \mathbb{1}_{(\beta_k(K_{\rho_i}) > 0)} \right] = \sum_{i=0}^{T-1} i \cdot \underbrace{\mathbb{P}(\beta_k(K_{\rho_i}) > 0)}_{\leq 1} + \sum_{i=T}^r i \cdot \underbrace{\mathbb{P}(\beta_k(K_{\rho_i}) > 0)}_{\leq \frac{A}{r}} \leq T^2 + \sum_{i=T}^r A \leq T^2 + Ar,$$

and the result follows by adding the first term of (2). \square

In the next sections, we will see that the assumption in this lemma holds for three examples of filtered simplicial complexes.

4 Complexity for the Čech filtration

We begin this section with the description of random Čech filtrations and show that these are in good order. Then we present a crucial result by Kahle [28] together with a probabilistic lemma, which shows that our random model suits the prerequisites of Lemma 3.3. Finally, we state and prove the first main theorem of this paper, providing bounds on average fill-in and cost of matrix reduction of random Čech filtrations.

Čech filtrations Given n -points $\mathcal{P}_n = \{p_1, \dots, p_n\}$, the **Čech complex at scale α** , $\check{C}(\mathcal{P}_n, \alpha)$, is the simplicial complex with vertices \mathcal{P}_n and all simplices σ such that $\bigcap_{p_i \in \sigma} B_\alpha(p_i) \neq \emptyset$. The birth-radius ρ_σ (see Section 2.2) of a simplex σ is then the smallest α such that $\sigma \in \check{C}(\mathcal{P}_n, \alpha)$. Equivalently, a k -simplex $\sigma = \{p_{i_0}, \dots, p_{i_k}\}$ is in $\check{C}(\mathcal{P}_n, \alpha)$ whenever the smallest ball which

contains the points of σ has radius α . We call this ball the **minimal enclosing ball** of σ , in short $\text{MEB}(\sigma)$. The MEB of every simplex is unique [9, Lemma 4.14]. If this were not the case, then the ball centered in the midpoint z of the two MEB centers, having radius $\|z - p\|$ with p an arbitrary point in the intersection of the boundaries, would contain σ . Moreover, this ball would have radius smaller than the MEB, a contradiction. The proof of the following lemma goes along the same lines.

Lemma 4.1. Let $\sigma \subseteq \tau \subseteq \mathbb{R}^d$ be simplices of a Čech complex having the same MEB-radius. Then $\text{MEB}(\sigma) = \text{MEB}(\tau)$.

Letting the radius α of the balls range from zero, where $\check{C}(\mathcal{P}_n, 0)$ equals \mathcal{P}_n , to the smallest value α_M such that $\check{C}(\mathcal{P}_n, \alpha_M)$ is the full simplicial complex. This yields a filtration of simplicial complexes, the **Čech filtration** $\check{C}(\mathcal{P}_n)$.

Random Čech filtrations We pick n -points \mathcal{X}_n uniformly i.i.d. in the unit cube $[-\frac{1}{2}, \frac{1}{2}]^d$ and build the Čech filtration $\check{C}(\mathcal{X}_n)$ on these points, ordering the simplices

- (i) by their birth-radius,
- (ii) then by their dimension,
- (iii) then by their lexicographic order induced by the total order on the vertices \mathcal{X}_n (which is given by their indices).

This order is called a ρ -lexicographic order \leq_ρ . The introduced filtration of simplicial complexes $\check{C}(\mathcal{X}_n)$ is the **Čech filtration model**. The ρ -lexicographic order is indeed a good order on $\check{C}(\mathcal{X}_n)$ as we will see in the next paragraph. Notice that using e.g. radix sort, a lexicographic order on the k -simplices can be obtained in $\mathcal{O}(k \binom{n}{k+1})$ time. Similarly, the $(k+1)$ -simplices can be ordered in $\mathcal{O}((k+1) \binom{n}{k+2}) = \mathcal{O}(n^{k+2})$ time. Thus, the time complexity of ordering a k -dimensional boundary matrix is $\mathcal{O}(n^{k+2})$ and therefore negligible in view of the overall complexity of matrix reduction.

Proof of good order. We assume for simplicity that the point set \mathcal{X}_n is in generic position, meaning that whenever σ and τ have different MEBs, their MEBs have different radii. In particular, this implies that all edges have different lengths. This property is indeed generic since it is ensured by a random perturbation of the points, and hence the probability that a non-generic \mathcal{X}_n is sampled is 0.

If we restrict our view to the vertices, edges and triangles of $\check{C}(\mathcal{X}_n)$, it is not necessary to sort ρ -lexicographically to achieve a good order. Since each edge has a different birth-radius, the order on edges is canonical. It then suffices to resolve tie-breaks on triangles with the same birth-radius arbitrarily. Indeed any critical column of the boundary matrix undergoes at least one reduction step. Since every edge has a different birth-radius, this means that the birth-radius of a critical-index is always strictly smaller than the birth-radius of its column.

To prove that the ρ -lexicographic order on $\check{C}(\mathcal{X}_n)$ is a good order, we then consider boundary matrices in arbitrary dimension. It suffices to limit our view to concurrent submatrices. A **concurrent submatrix** $C \in \mathbb{Z}_2^{r' \times c'}$ of a k -dimensional boundary matrix $D \in \mathbb{Z}_2^{r \times c}$ of $\check{C}(\mathcal{X}_n)$ is the restriction of D to a set of successive rows and columns which have the same birth-radius. If matrix reduction yields no critical index in any concurrent submatrix of any boundary matrix, then the whole filtration is in good order. As the following lemma shows, this statement is fulfilled and hence \leq_ρ is a good order on $\check{C}(\mathcal{X}_n)$.

Lemma 4.2. Let $C \in \mathbb{Z}_2^{r \times c}$ be a k -dimensional concurrent submatrix of a Čech filtration. Then matrix reduction either leaves a column unchanged or it reduces that column to zero.

In our case, the function which maps each simplex of a Čech filtration to its MEB-radius is a generalized discrete Morse function [5]. Therefore, the proof of Lemma 4.2 immediately follows from Lemma 9 in [8]. The fact that ρ -lexicographic orders are good orders can be stated more generally using discrete Morse theory, see [8]. We nevertheless present an elementary proof for the purpose of self-containment.

Proof of Lemma 4.2. By our genericity assumption, every simplex associated to a row or column in C contains the same l -dimensional face ξ with $l < k$. We start by removing the vertices of ξ from these simplices. This operation preserves the order on rows and columns and thus keeps C unchanged.

Assume that two columns $\nu \leq_\rho \tau$ get added during matrix reduction, that is, they have the same pivot σ . Let x and y be the single elements contained in $\nu \setminus \sigma$ and $\tau \setminus \sigma$, respectively. Then x is smaller than y in the ρ -lexicographical order since ν and τ have σ as pivot. Further, the smallest vertex in ν has to be x and the smallest element in τ has to be y because otherwise σ could not be the common pivot of these simplices.

The $k - l + 1$ non-zero entries in column τ are indexed by the $(k - l)$ -element subsets $\sigma_1 < \dots < \sigma_{k-l+1} = \sigma$ of τ . Now both $\nu \cup \xi$ and $\tau \cup \xi$ share the same minimal enclosing ball by Lemma 4.1. Therefore, all $(k - l + 1)$ element subsets of $\nu \cup \tau$ correspond to columns in C . More precisely, there are columns in C indexed by x concatenated by σ_i and we write such a column as $x * \sigma_i$. The pivot of these columns is σ_i because $\sigma_i \subseteq \tau$ and x is strictly smaller than y , the smallest element in τ . Therefore, adding the columns $x * \sigma_1 < \dots < x * \sigma_{k-l+1}$ to τ reduces the non-zero entries at $\sigma_1 < \dots < \sigma_{k-l+1}$. It remains to show that after these reductions, no non-zero entry appears in τ in a row smaller than σ_1 . The rows in question are precisely indexed by the concatenations of x with the $(k - l - 1)$ -element subsets η_i of τ . Since $|(\nu \cup \tau) \setminus (x \cup \eta_i)| = 2$ there are exactly two columns in $\{x * \sigma_1, \dots, x * \sigma_{k-l+1}\}$ which have a non-zero entry in row $x * \eta_i$. Hence it can be concluded that the column indexed by τ gets reduced to zero. \square

Probabilistic results. Recall from Lemma 3.2 that critical indices in a good order witness non-trivial homology groups. However, non-trivial homology becomes unlikely at larger scales. The following result is due to Kahle [28, Theorem 6.1]; we restate it taking into account the speed of convergence.

Lemma 4.3. Given positive integers ℓ and k , there exists a constant $c > 0$ such that for $\alpha \geq c \left(\frac{\log(n)}{n}\right)^{1/d}$:

$$\mathbb{P}(\beta_k(\check{C}(\mathcal{X}_n, \alpha)) \neq 0) \leq \frac{1}{n^\ell} \quad (3)$$

for sufficiently large n .

We set $\alpha^* := c \left(\frac{\log(n)}{n}\right)^{1/d}$ and claim that for sufficiently large row indices i , it is unlikely that the birth radius ρ_i is smaller than α^* . This statement is a direct consequence of the next technical lemma.

Lemma 4.4. Let $N_k = N_k(\mathcal{X}_n)$ be the number of k -simplices in $\check{C}(\mathcal{X}_n, \alpha^*)$. Then for any $\ell \in \mathbb{N}$ there exists a constant $\lambda > 0$ such that

$$\mathbb{P}(N_k \geq \lambda n^k \log(n)) \leq \frac{1}{n^\ell} \quad (4)$$

for sufficiently large n .

We postpone the proof of the two lemmas above to Appendix A. All results needed to prove the main theorem of this section are at hand now.

Main Theorem 1. Let D' be the reduced k -dimensional boundary matrix of the Čech filtration $\check{C}(\mathcal{X}_n)$. Then

$$\mathbb{E}[\#D'] = \mathcal{O}(n^{2k} \log^2(n))$$

and the cost of matrix reduction is bounded by $\mathcal{O}(n^{3k+2} \log^2(n))$.

Proof. By Lemma 4.3 there exists a constant $c > 0$ such that $\mathbb{P}(\beta_k(\check{C}(\mathcal{X}_n, \alpha)) \neq 0) \leq \frac{1}{n^{k+1}}$ for $\alpha \geq c \left(\frac{\log(n)}{n}\right)^{1/d} := \alpha^*$. Depending on α^* , there exists a $\lambda > 0$ such that $\mathbb{P}(N_k \geq \lambda n^k \log(n)) \leq \frac{1}{n^{k+1}}$. We set $T := \lambda n^k \log(n)$. For every row index $i > T$ we have that $\rho_i \leq \alpha^*$ implies that there must be at least T k -simplices with birth-radius smaller than α^* , i.e. $\mathbb{P}(\rho_i \leq \alpha^*) \leq \mathbb{P}(N_i \geq T) \leq \frac{1}{n^{k+1}}$. Abbreviating $\check{C}(\mathcal{X}_n, \rho_i)$ as K_{ρ_i} and putting everything together yields

$$\begin{aligned} \mathbb{P}(\beta_k(K_{\rho_i}) > 0) &= \mathbb{P}(\beta_k(K_{\rho_i}) > 0 \wedge \rho_i > \alpha^*) + \mathbb{P}(\beta_k(K_{\rho_i}) > 0 \wedge \rho_i \leq \alpha^*) \\ &\leq \mathbb{P}(\beta_k(K_{\rho_i}) \neq 0 \mid \rho_i > \alpha^*) + \mathbb{P}(\rho_i \leq \alpha^*) \\ &\leq \frac{1}{n^{k+1}} + \frac{1}{n^{k+1}}. \end{aligned}$$

We have shown that the conditions of Lemma 3.3 are met, and thus the statement about the expected fill-in follows from that result. With the expected fill in at hand, the cost of matrix reduction is a consequence of Lemma 2.1 as the number of columns is $\Theta(n^{k+2})$. \square

In dimension 1, our bound implies that the reduced matrix has fewer entries in expectation than the unreduced boundary matrix which has precisely $3\binom{n}{3} = \Theta(n^3)$ non-zero entries. Moreover, Lemma 3.1 implies that the expected fill-in cannot be smaller than quadratic in n , hence our bound is tight up to a factor of $\log^2(n)$.

5 Complexity for the Vietoris–Rips filtration

The organization of this section is analogous to Section 4. As clique filtrations, Vietoris–Rips (in short VR) filtrations are more combinatorial in nature than Čech filtrations, but their boundary matrices are very similar regarding our scope. We will thus point out differences to Section 4 rather than justify each step again.

Vietoris–Rips filtrations. Given n points $\mathcal{P}_n = \{p_1, \dots, p_n\} \subseteq [-\frac{1}{2}, \frac{1}{2}]^d$, the **Vietoris–Rips complex at scale** α , $\text{VR}(\mathcal{P}_n, \alpha)$ is the simplicial complex with vertices \mathcal{P}_n and all simplices σ such that $B_\alpha(p_i) \cap B_\alpha(p_j) \neq \emptyset$ for all $p_i, p_j \in \sigma$, i.e. the diameter of σ is at most α . Letting the scope α range from zero, where $\text{VR}(\mathcal{P}_n, 0) = \mathcal{P}_n$, to α_M such that $\text{VR}(\mathcal{P}_n, \alpha_M)$ is the full complex yields a nested sequence of simplicial complexes, the **Vietoris–Rips filtration** $\text{VR}(\mathcal{P}_n)$.

Clique filtrations. Vietoris–Rips filtrations are a special case of so called clique filtrations. For a filtered simplicial complex K with ordered k -simplices $\sigma_1, \dots, \sigma_r$, we define the **k -clique complex** K_i with $0 \leq i \leq r$ as the largest subcomplex of K that contains exactly $\sigma_1, \dots, \sigma_i$ as k -simplices. Note that each K_i necessarily contains all ℓ -simplices of K with $\ell < k$, but that is not the case for simplices of dimension $\geq k$. It holds that $K_i \subseteq K_j$ for $i < j$ and we thus have the **k -clique filtration** $K_0 \subseteq K_1 \subseteq \dots \subseteq K_r = K$. The filtration $\text{VR}(\mathcal{P}_n)$ is therefore a 1-clique filtration of the full simplicial complex on n vertices. For its construction, it suffices to have all pairwise distances between the points in \mathcal{P}_n .

Boundary matrices D of clique filtrations generically appear in staircase shape. That is, for any $j < i$ such that D_i and D_j are non-zero, the pivot of D_j is not larger than the pivot of D_i . In this case the constant columns are easily identifiable as the ones with smallest index given their pivot. These column-pivot pairs are apparent pairs.

Random Vietoris–Rips filtrations. As in the Čech case, n -points $\mathcal{X}_n = \{X_1, \dots, X_n\}$ are picked uniformly i.i.d. in the unit cube $[-\frac{1}{2}, \frac{1}{2}]^d$. We now sort the vertices in \mathcal{X}_n by ascending distance to the origin. Building the Vietoris–Rips filtration on \mathcal{X}_n such that the simplices are ordered in ρ -lexicographic order yields the **Vietoris–Rips filtration model** $\text{VR}(\mathcal{X}_n)$. This is again a random filtered simplicial complex in good order.

Proof of good order. As in Section 4 all edges in \mathcal{X}_n are assumed to have different length. Thus, each edge gets added to $\text{VR}(\mathcal{X}_n)$ at a different birth-radius, and each triangle gets added to $\text{VR}(\mathcal{X}_n)$ together with its longest edge. Ordering the edges in the natural way and resolving tie-breaks between triangles arbitrarily yields a staircase shaped 1-dimensional boundary matrix D . In this case it is easy to see that the restriction of $\text{VR}(\mathcal{X}_n)$ to simplices of dimension ≤ 2 is in good order.

That $\text{VR}(\mathcal{X}_n)$ is in good order also in higher degrees can be seen by similar arguments as in the section on Čech filtrations. For the proof of the analogon of Lemma 4.2, note the following two properties of Vietoris–Rips filtrations. First, each $k + 1$ simplex with birth radius ρ has to contain the edge with the same birth radius. This holds due to the genericity assumption on edges and because each higher dimensional simplex enters at the same time as its latest edge. For the second property, assume that all $(k + 1)$ -simplices with birth radius ρ share an l -dimensional face ξ and two $(k + 1)$ -simplices τ and ν with birth radius ρ share a $\leq \rho$ -maximal facet σ . Then the distance between the vertices $\tau \setminus \sigma$ and $\nu \setminus \sigma$ is smaller than ρ since the vertices were ordered by distance to the origin. This means that the $(k + 2)$ -simplex $\tau \cup \nu$ has also birth radius ρ and, in particular, that all $(k - l + 1)$ element subsets of $\tau \cup \nu$ union ξ have also birth-radius ρ . \square

As in the Čech case, the high-level reason why the ρ -lexicographic order is a good order is that, under the given genericity assumption on edges, the map assigning each simplex its birth-radius is a generalized discrete Morse function [8].

Probabilistic results. Again, a theorem of Kahle, [28, Theorem 6.5] comes in handy. We restate it in order to include the speed of convergence. The proof is included in Appendix B.

Lemma 5.1. Given positive integers ℓ and k , there exists a constant $c > 0$ such that for $\alpha \geq c \left(\frac{\log(n)}{n}\right)^{1/d}$:

$$\mathbb{P}(\beta_k(\text{VR}(\mathcal{X}_n, \alpha)) \neq 0) \leq \frac{1}{n^\ell} \quad (5)$$

for sufficiently large n .

There is no need to prove a Vietoris–Rips version of Lemma 4.4, as each Čech complex $\check{C}(\mathcal{X}_n, \alpha)$ is a subcomplex of $\text{VR}(\mathcal{X}_n, \alpha)$. We have the same main theorem as in the Čech case.

Main Theorem 2. Let D' be the reduced k -dimensional boundary matrix of the Vietoris–Rips filtration $\text{VR}(\mathcal{X}_n)$. Then

$$\mathbb{E}[\#D'] = \mathcal{O}(n^{2k} \log^2(n))$$

and the cost of matrix reduction is bounded by $\mathcal{O}(n^{3k+2} \log^2(n))$.

Proof. Similar to Theorem 1. \square

6 Complexity for the Erdős–Rényi filtration

The last considered model does not arise from an underlying random point cloud and is therefore purely combinatorial. It shares the property of being a clique filtration with the Vietoris–Rips filtration and so this section will be structured similarly to the last one.

Random Erdős–Rényi filtrations. Fix n possible points and pick a real value in $[0, 1]$ uniformly at random for each possible edge. The **random Erdős–Rényi complex at scale α** , $\text{ER}(n, \alpha)$ is the largest subcomplex of the full simplicial complex on n vertices which contains all edges of length at most α . The subcomplex of $\text{ER}(n, \alpha)$ consisting of all vertices and edges is the Erdős–Rényi graph $G(n, \alpha)$ where each edge is included independently with probability α . Letting the scale α range from 0 to 1 yields the **Erdős–Rényi filtration model $\text{ER}(n)$** .

Notice that the probability that two edges have the same length is zero. It is therefore of no harm to assume that each edge in $\text{ER}(n)$ has different length. Since the Erdős–Rényi filtration is a clique filtration, the order on edges and triangles induced by their birth-radii yields a good order, even if arbitrary tie-breaks are performed. We will only consider 1-dimensional boundary matrices since, to the best of our knowledge, no probabilistic results for higher dimensions are available.

Probabilistic results. As in the preceding two sections, a bound on $\beta_1(\text{ER}(n, \alpha))$ is necessary.

Lemma 6.1. There are constants $\kappa > 0$ and $c > 0$ such that if $\alpha > c \cdot \sqrt{\frac{\log n}{n}}$

$$\mathbb{P}(\beta_1(\text{ER}(n, \alpha)) > 0) < \kappa \cdot n^{-4}.$$

This result is almost given in [16, Theorem 1.2]: they show that for $c = \frac{3}{2}$, $\beta_1(X) = 0$ with high probability (i.e., the probability goes to 1 when n goes to ∞). We will need the stated speed of convergence for our proof, and the proof of [16] yields this guarantee (with a constant larger than $3/2$). However, proving this requires us to go through a large part of the technical details of that paper. We defer to Appendix C for these details.

Lemma 6.1 is not quite sufficient to bound the probability of $\beta_1(\text{ER}(n, \rho_i))$ being non-zero. The reason is that $\text{ER}(n, \rho_i)$ is dependent on the birth-radius of the i -th edge, not merely on the scope α . However, we can derive a (crude) bound to relate the two concepts:

Lemma 6.2. Let $r = \binom{n}{2}$ and $\alpha = \frac{i}{r}$. Then

$$n^2 \cdot \mathbb{P}(\beta_1(\text{ER}(n, \alpha)) > 0) \geq \mathbb{P}(\beta_1(\text{ER}(n, \rho_i)) > 0).$$

Proof. We have that

$$\begin{aligned} \mathbb{P}(\beta_1(\text{ER}(n, \alpha)) > 0) &\geq \mathbb{P}((\beta_1(\text{ER}(n, \alpha)) > 0) \wedge \text{ER}(n, \alpha) \text{ has exactly } i \text{ edges}) \\ &= \mathbb{P}((\beta_1(\text{ER}(n, \alpha)) > 0) | \text{ER}(n, \alpha) \text{ has exactly } i \text{ edges}) \cdot \mathbb{P}(\text{ER}(n, \alpha) \text{ has exactly } i \text{ edges}). \end{aligned}$$

We claim that the first factor is equal to $\mathbb{P}(\beta_1(\text{ER}(n, \rho_i)) > 0)$. Indeed, under the condition of having exactly i edges, the underlying Erdős–Rényi graph of $\text{ER}(n, \alpha)$ is just drawn uniformly at random among all i -edge graphs with n vertices (because of the symmetry of the Erdős–Rényi model), just as in the i -th complex of $\text{ER}(n)$.

For the second factor, we observe that the number of edges is a binomial distribution whose expected value is equal to the integer $r \cdot \alpha = i$. It is known that, in this case, the probability is maximized at the expected value, see for instance [27]. Hence, since there are $r + 1 \leq n^2$ possible values for the distribution, we have that $\mathbb{P}(\text{ER}(n, \alpha) \text{ has exactly } i \text{ edges}) \geq 1/n^2$. \square

Combining these two statements with Lemma 3.3 yields our third main theorem:

Main Theorem 3. Let D' be the matrix reduction of the 1-dimensional boundary matrix of an Erdős–Rényi filtration. Then

$$\mathbb{E}[\#D'] = O(n^3 \log n)$$

and the cost of the matrix reduction is bounded by $O(n^6 \log n)$.

Proof. Choose κ and c as in Lemma 6.1 and set $T := c \cdot r \sqrt{\frac{\log n}{n}}$. For every $i > T$, we have that $\alpha := \frac{i}{r} > c \sqrt{\frac{\log n}{n}}$. Using Lemma 6.1 and Lemma 6.2, we can thus bound

$$\mathbb{P}(\beta_1(\text{ER}(n, \rho_i)) > 0) \leq n^2 \cdot \mathbb{P}(\beta_1(\text{ER}(n, \alpha)) > 0) \leq \frac{\kappa}{n^2} < \frac{\kappa}{r}.$$

Hence, the hypothesis of Lemma 3.3 is satisfied using the chosen T and $A := \kappa$. It follows that

$$\mathbb{E}[\#D'] = O\left((1 + \kappa)n^2 + r^2 \frac{\log n}{n}\right) = O(n^3 \log n)$$

proving the first part of the statement. The second part follows by Lemma 2.1 since the number of columns is $O(n^3)$. \square

7 Comparison with experimental results

We ran experiments to compare the empirical outcome with our bounds for fill-in and cost. For each filtration type, we generated 100 random filtrations for every considered value of n and reduced their 1-dimensional boundary matrices. We display the average fill-in and number of bitflips which corresponds to the cost of matrix reduction. Moreover, in all experiments, we use linear regression on a log-log-scale to calculate the values a and b such that the plot is best approximated by the curve bn^a . Similar experiments have been performed in [39].

Figure 4 shows the results for Čech filtrations. For the fill-in (left figure), we observe an empirical fill-in of $\Theta(n^{2.027})$ which is quite expected because of our upper bound of $O(n^2 \log^2)$ and a matching lower bound of $O(n^2)$. The cost (right figure) follows a curve of around $\Theta(n^{3.8})$ which is far from our upper bound of $O(n^5 \log^2 n)$, suggesting that our bound on the cost is not tight. This is perhaps not surprising because our bound on the cost is based on the (pessimistic) assumption that the reduction of a column needs to add all previously reduced columns of the matrix to it (see the proof of Lemma 2.1). A tighter upper bound for the cost would have to improve on this part of the argument.

The same reasoning holds true for the results for the Vietoris–Rips filtration (see Figure 5).

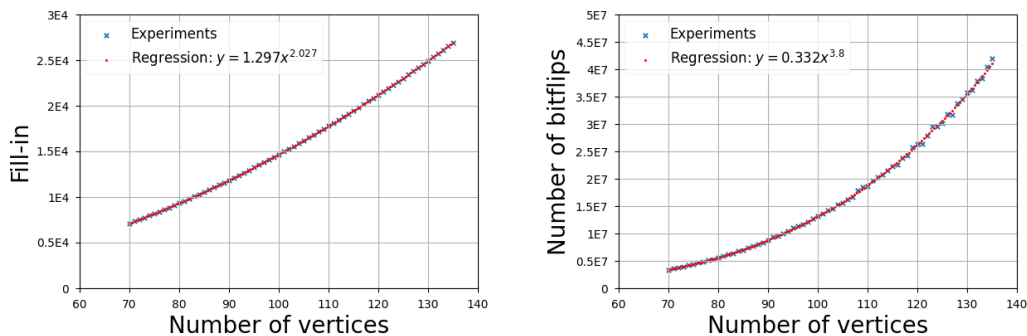


Figure 4: Average fill-in (left) and cost (right) for the reduction of the Čech filtration of a random point set sampled uniformly in $[-\frac{1}{2}, \frac{1}{2}]^3$. The regression coefficients are shown in the figure.

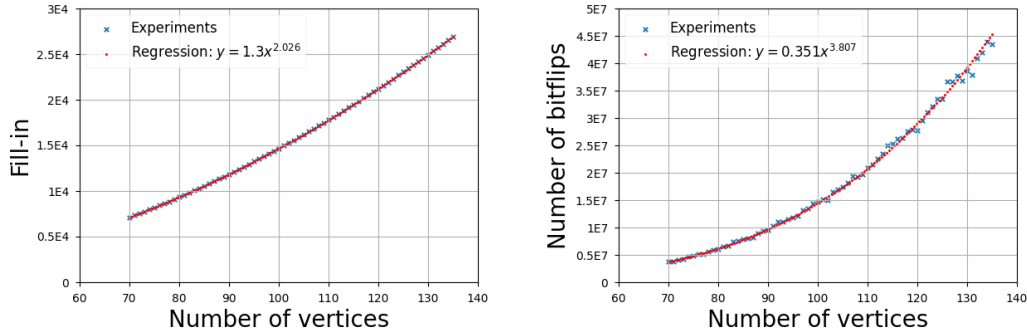


Figure 5: Average fill-in (left) and cost (right) for the reduction of the Vietoris–Rips filtration of a random point set sampled uniformly in $[-\frac{1}{2}, \frac{1}{2}]^3$. The regression coefficients are shown in the figure.

Figure 6 shows the results for Erdős–Rényi filtrations. The regression yields an observed complexity of around $O(n^{2.093})$ for the fill-in and $O(n^{5.084})$ for the cost, which are quite far from our upper bounds of $O(n^3 \log n)$ and $O(n^6 \log n)$, respectively. Note that in the proof of Lemma 3.3, we assume that all columns with a pivot smaller than the threshold T are dense, and we use the rather large value of $T = \Theta(\sqrt{n^3 \log n})$ in the proof of Main Theorem 3. We speculate that a tighter bound has to analyze the behavior in this “subcritical regime” more carefully (a possible approach for that might be to use techniques from [25] to find a probabilistic bound on the density of the columns). On the other hand, it is perhaps surprising that the empirical cost seems bigger than the empirical fill-in by a factor very close to n^3 . That suggests that, unlike in the Vietoris–Rips case, Lemma 2.1 is not too pessimistic in bounding the cost of the reduction in this case.

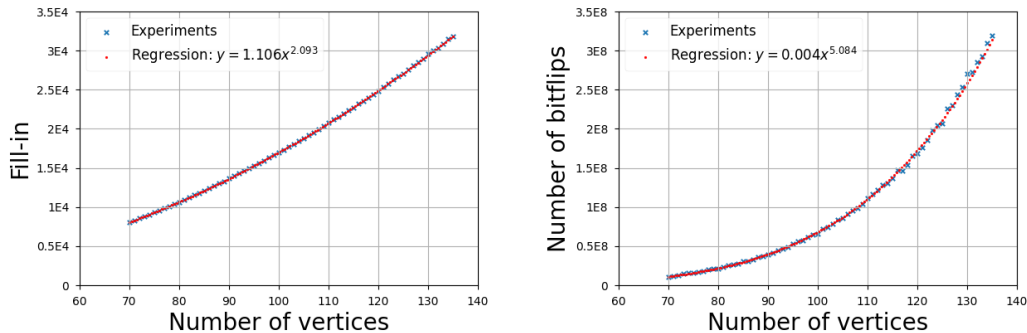


Figure 6: Average fill-in (left) and cost (right) for the reduction of the Erdős–Rényi filtration. The regression coefficients are shown in the figure.

8 Worst-case fill-in and complexity

Our upper bounds on average fill-in and cost are smaller than the respective worst-case estimates. However, these estimates are based on the assumption that the reduction algorithm produces dense columns (since the fill-in of a column with pivot i is upper bounded with i). Since the boundary matrix initially has only a constant number of non-zero entries per column, the question is whether such a bound is really achieved in an example, or whether the upper bound is not tight.

Even for general boundary matrices of simplicial complexes, it requires some care to generate just one dense column in the reduced matrix. For the worst-case, however, one has to generate

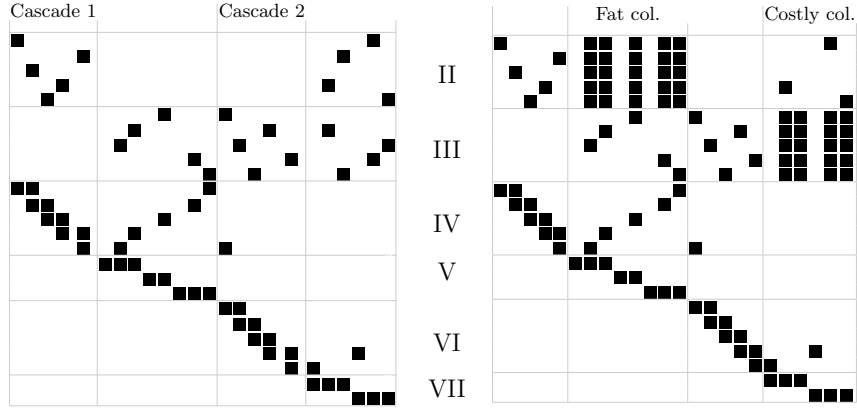


Figure 7: Example of a boundary matrix realising the worst-cases, unreduced (left) and halfway in the reduction (right), i.e. after running through both cascades.

many such columns (to achieve the worst-case fill-in), and ensure that these columns get used in the reduction of subsequent columns (to achieve the worst-case cost). This has been done by Morozov [35] for general simplicial complexes. However, restricting to clique complexes puts additional constraints and invalidates his example. In this section we show the following result:

Theorem 8.1. *For every n , there is a clique filtration over n vertices, for which the left-to-right reduction of the 1-boundary matrix has a fill-in of $\Theta(n^4)$ and a cost of $\Theta(n^7)$.*

This result complements Main Theorem 3 because the clique filtration we construct is a possible instance of the ER filtration model, hence the expected fill-in and cost for this model are indeed smaller than the worst-case by a factor of roughly n .

Idea of the construction. Recall that a clique filtration is not completely fixed by the order of edges: many triangles can be created by the insertion of an edge, forming columns in the boundary matrix with the same pivot, and the order of these columns influences the resulting matrix (even if their order was irrelevant for the expected bounds). Our construction for Theorem 8.1 carefully chooses an edge order and an order of the columns with the same pivot. The details are rather technical, so we start with a more high-level description of the major gadgets of our construction.

The main idea is to define two groups of $\Theta(n^2)$ edges, or equivalently, rows of the boundary matrix that we call group II rows and group III rows, with group II rows having smaller index than group III rows (the notation is chosen to fit the technical description that follows). We first make sure to produce $\Theta(n^2)$ columns in the reduced matrix such that each column has exactly one non-zero group III element that is its pivot, and $\Theta(n^2)$ non-zero group II elements. We call such columns **fat** for now. Achieving this already yields a fill-in of $\Theta(n^4)$. To get the cost bound, we make sure to produce $\Theta(n^3)$ further columns (i.e., on the right of the fat columns) which we call **costly** columns. They have the property that during the reduction, they reach an intermediate state where they have gathered $\Theta(n^2)$ non-zero elements in group III and their pivot is in this group as well. To complete the reduction, the algorithm is then required to add $\Theta(n^2)$ fat columns to the current column. That means that the cost of reducing a costly column is $\Theta(n^4)$, and since there are $\Theta(n^3)$ costly columns, the bound on the cost follows.

The main question is: how do we produce fat and costly columns? Let us start with fat columns. The key notion is the one of the **cascade**; we refer to Figure 7 for an illustration of the following description. We introduce another set of $\Theta(n^2)$ edges that define group IV (which come after group III in the edge order). Let i denote the row index of some group IV row. Our construction ensures that there is a column with pivot i that has as further entries $i - 1$ and some entry in group II. We select this column as step column for i , so it does not change in

the reduction. The set of these step columns forms the cascade. Moreover, we ensure that all entries in group II over all cascade columns are at pairwise distinct indices to avoid unwanted cancellation in later steps.

After construction the cascade, we include $\Theta(n)$ edges of group V. This generates $\Theta(n^2)$ columns that acquire a group IV pivot during the reduction. Moreover, we ensure that the (partially reduced) column has exactly one non-zero element of group III, and that all these group III indices are pairwise distinct for all columns in this group. To reduce this column further, we have to add the cascade columns, until the non-zero group III element becomes the pivot. While iterating through the cascade, the reduced column accumulates more and more non-zero elements in group II, resulting in a size of $\Theta(n^2)$. This creates the fat columns. Note that no two fat columns are added to each other because we ensure that they have pairwise distinct pivots from group III – again, this avoids unwanted cancellation.

For generating costly columns, the idea is the same: we construct another cascade (using rows of group VI) and then a group VII to ensure that the cascade will fill up columns in the row indices of group III. Afterwards, the reduction has to continue and adds columns with pivots at group III, which are precisely the fat columns from the previous step.

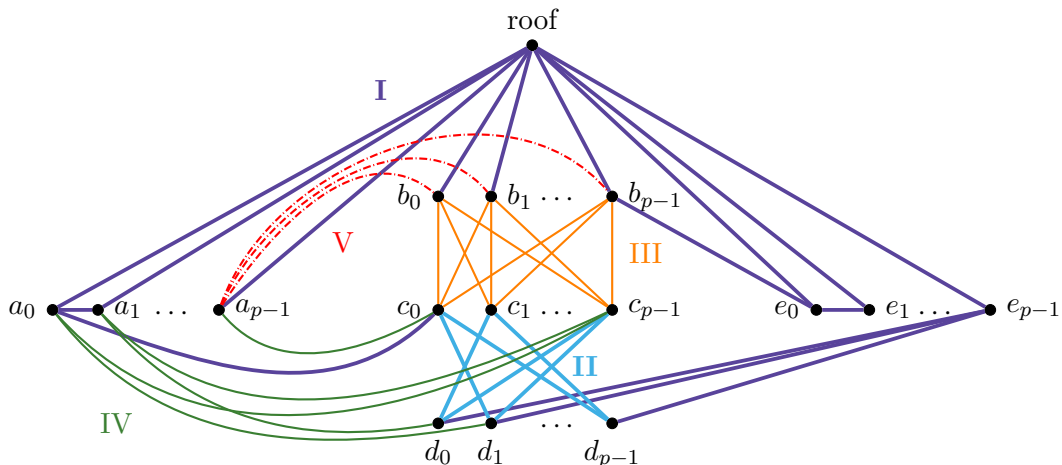


Figure 8: Points of the five groups, where the point x_i belong to the group X , and edges of the first five groups. The edges of group I and II are thicker, the ones of group V are dashed.

8.2. Groups of edges. Group I is given by the $3p$ edges between $roof$ and A , $roof$ and B , and $roof$ and E , by the $2(p-1)$ edges that form the path (a_0, \dots, a_{p-1}) in A and the path (e_0, \dots, e_{p-1}) in E , by the edges a_0c_0 and $b_{p-1}e_0$, and finally by the $\frac{1}{2}(p^2+p)$ edges between the last $\frac{p+1}{2}$ vertices in E and all the vertices in D . Group II has $p(p-1)$ edges, given by all the edges of the complete bipartite graph between C and D but for the edges c_id_i , for $i = 0, \dots, p-1$. Group III is given by all the p^2 edges that form a complete bipartite graph between B and C . The order of the edges inside each of these groups is irrelevant and chosen randomly. The groups IV and VI are given by a subset of cardinality $p^2 - 1$ of the $2p^2$ edges between A and $C \cup D$, and between E and $B \cup C$, respectively. These edges and their order have to be chosen carefully and we describe them in Paragraphs 8.3 and 8.5, respectively. Group V is given by all the p edges from a_{p-1} to B . Group VII is made of the $\frac{(p+1)p}{2}$ edges between $\{b_{\frac{p-1}{2}}, \dots, b_{p-1}\}$ and D , and are ordered firstly in decreasing order on the indices in B and then in decreasing order on the indices in D . Finally, the eighth group is given by all the remaining edges, whose order is irrelevant as long as they enter in the filtration after all the previous groups. We do not consider them further. The first five groups are depicted in Figure 8 and the sixth and seventh groups in the zoom-in of Figure 9.

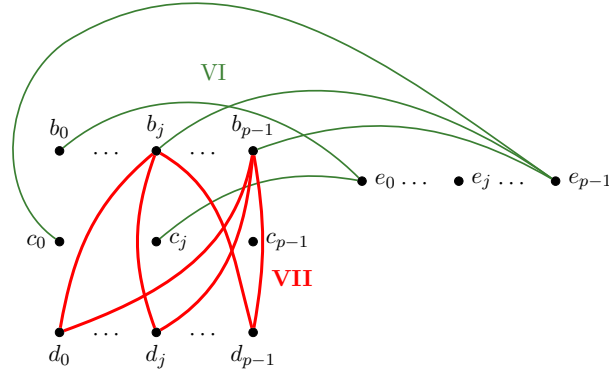


Figure 9: Zoom-in to the edges of groups VI and VII. For readability, $j = \frac{p-1}{2}$. The edges of group VII are thicker.

8.3. Group IV. Since each vertex in the graph $G = (C \cup D, \text{group II})$ has even degree, there exists an Eulerian path on G , starting in c_0 . The edges in group IV are given as follows: for $j = 1, \dots, p-1$, starting from the $(jp-j)$ -th vertex in the path, we connect $p-1$ consecutive vertices of the Eulerian path to the vertex a_{j-1} . The edges are ordered first by increasing j and then by the order of the Eulerian path. Note that, by construction, none of the columns with pivots in row group IV have a non-zero element in row group III.

We choose as step columns the triangles with two edges in group IV, i.e., the elements in the cascade. Of these triangles, all but $p-1$, i.e., the triangles constructed using the edges between elements in A , have as third edge an element of the Eulerian path. In particular, we have $(p-1)^2$ step columns that have all different elements in the row group II. These columns form the first cascade. The order of the non-step triangles is irrelevant.

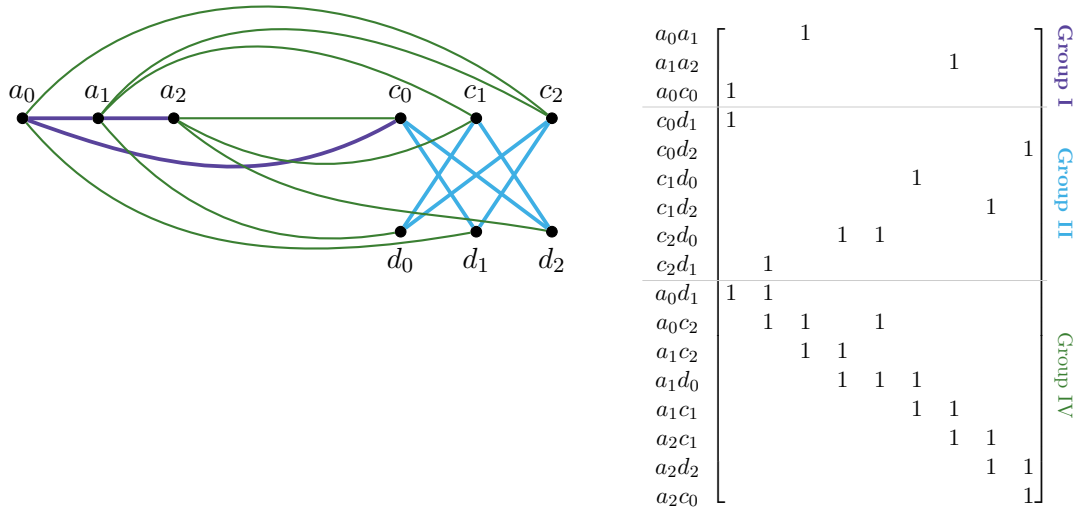


Figure 10: Example of the cascade construction for $p = 3$ given by the edges (left) and relative (sub)matrix (right). For clarity's sake, we depicted only a subset of the edges, namely group II, IV and some of group I. The edges of group I and II are thicker.

8.4. Step columns from group V. We fix as step columns all the triangles that have an edge in group V and two edges in group I. The order of all the other $p-1$ triangles created by that

edge in V is irrelevant, and we add them as required by the filtration. Note that none of the step columns has a non-zero element in row group III, but each of the non-step columns has one.

8.5. Edges of group VI and triangles from group VI and VII. Consider the subset S of edges in the bipartite graph $B \cup C$ given by all the edges but $b_i c_i$, for $i = 0, \dots, p-1$. Now every vertex in $B \cup C$ has even degree in S , and thus there exists an Eulerian path on S , starting in b_{p-1} . We give the ordered edges of group VI analogously to how we gave the edges of group IV: for $j = 1, \dots, p-1$, starting from the $(jp - j)$ -th vertex in the path, we connect $p-1$ consecutive vertices of the Eulerian path to the vertex e_{j-1} . The edges are ordered first by increasing j and then by the order of the Eulerian path.

For the order of the triangles closed by an edge in group VI, we choose as step columns the ones given by triangles with two edges in group VI and one in group III, but for the first step column which is given by the points $b_{p-1} c_{p-2} e_0$. Therefore the step columns form a cascade with all different elements in group III.

The step columns with pivots in group VII are given by the triangle with a vertex in B , one in D and one in E . The order of the remaining triangles of both groups is irrelevant and chosen randomly.

Proof of Theorem 8.1. We begin by proving the fill-in, and then we use it to prove the complexity. The edges of group I form some triangles whose reduction is not relevant to the worst-cases. The edges of group II and group III do not form any triangles. The edges of group IV close many triangles; the ones corresponding to the step columns form the cascade and are not reduced. The columns of the other triangles need to be reduced. At the end of their reduction, they will have a pivot in row group II which does not influence the rest of the construction. We now consider group V. By construction, in the reduction of a column t with pivot in row group V, we add the previous step columns with pivot in row group V, moving the pivot of t somewhere in the last $p-1$ rows of group IV. This triggers the cascade reduction, and we add all the $\Theta(p^2)$ columns of the cascade. All the cascade columns have different non-zero elements in row group II and none of them has a non-zero element in row group III. Thus, t accumulates $\Theta(p^2)$ non-zero entries in row group II before exiting the reduction with a pivot in row group III. This procedure has to be repeated for all the $\Theta(p^2)$ non-step columns that the edges of group V form, resulting in $\Theta(p^2)$ columns with $\Theta(p^2)$ elements, for a total fill-in of $\Theta(n^4)$.

We now discuss the complexity. We first note that, by construction, none of the columns with pivots in row group VI or VII has a non-zero element in group IV or V. Moreover, there are $\Theta(p^3)$ non-step columns with pivot in row group VII, given by one of the $\frac{p(p+1)}{2}$ edges in group VII and the $p-1$ points in C . Since the step columns with pivots in row group VII have each a non-zero element in the last half of row group VI, the reduction of those non-step columns pass through at least half of the cascade of group VI, thus accumulating $\Theta(p^2)$ elements in row group III. Now, from the fill-in discussion, the rows of group III are already pivots, specifically of the $\Theta(p^2)$ -dense columns discussed above. Therefore, we have $\Theta(p^3)$ columns that accumulates $\Theta(p^2)$ elements, requiring thus an equal amount of operations, each of which flip $\Theta(p^2)$ elements, for a total of $\Theta(n^7)$ complexity. \square

9 Conclusions and future work

We established upper bounds for fill-in and cost of matrix reduction for three filtration types commonly studied in topological data analysis. In the Čech and Vietoris–Rips case, we managed to do this for arbitrary homological degree. In the Erdős–Rényi case, the major obstacle to tackle dimensions > 1 is the generalization of Lemma 6.1, for which we are not aware of a proof (such a generalization is proved for homology with rational coefficients [29]).

Complete filtrations were assumed in this work. It is common in practice to consider truncated filtrations. For instance, for Vietoris–Rips filtrations, one often removes all simplices with a diameter greater than a given threshold. In this case, when the number of columns is equal to $c_0 \leq c$, the cost bound of Lemma 2.1 reduces to $c_0 \# D'$.

Our bounds on average fill-in and cost for matrix reduction are better than the currently best known worst-case bounds. We showed that these worst-cases can be realised in the Erdős–Rényi model, but it is unclear if they can be realised by a Čech or Vietoris–Rips filtration.

In this work, points sampled uniformly i.i.d. in the unit cube were considered for the geometric filtrations. A natural direction is to investigate the case of points sampled close to a manifold embedded in Euclidean space. However, the gluing between the locally Euclidean patches may lead to the question of distributed computation of persistence.

Acknowledgments. We thank Uli Bauer, Mickaël Buchet, Matthew Kahle, and Jeff Kahn for useful discussions. BG and MK were supported by the Austrian Science Fund (FWF) grant number P 29984-N35 and P 33765-N. MS was supported by the Austrian Science Fund (FWF) grant number W1230. GH was partially supported by École Polytechnique and thanks TU Graz for the hospitality during his Master Internship.

References

- [1] Henry Adams, Andrew Tausz, and Mikael Vejdemo-Johansson. “JavaPlex: A research software package for persistent (co)homology”. *Mathematical Software – ICMS 2014. Lect. Notes Comput. Sc.* **8592** (2014), 129–136. DOI: 10.1007/978-3-662-44199-2_23.
- [2] Ángel Javier Alonso and Michael Kerber. “Decomposition of Zero-Dimensional Persistence Modules via Rooted Subsets”. *39th International Symposium on Computational Geometry (SoCG 2023). LIPIcs* **258** (2023), 7:1–7:16. DOI: 10.4230/LIPIcs.SoCG.2023.7.
- [3] Ángel Javier Alonso, Michael Kerber, and Primoz Skraba. “Probabilistic Analysis of Multiparameter Persistence Decompositions into Intervals”. *accepted for 40th International Symposium on Computational Geometry (SoCG 2024)*. 2024.
- [4] Ulrich Bauer. “Ripser: efficient computation of Vietoris–Rips persistence barcodes”. *J Appl. and Comput. Topology* **5** (2021), 391–423. DOI: 10.1007/s41468-021-00071-5.
- [5] Ulrich Bauer and Herbert Edelsbrunner. “The Morse Theory of Čech and Delaunay Filtrations”. *Proceedings of the 30th Annual Symposium on Computational Geometry (SoCG 2014)* (2014), 484–490. DOI: 10.1145/2582112.2582167.
- [6] Ulrich Bauer, Michael Kerber, Jan Reininghaus, and Hubert Wagner. “Phat–Persistent Homology Algorithms Toolbox”. *J. Symb. Comput.* **78** (2017), 76–90. DOI: 10.1016/j.jsc.2016.03.008.
- [7] Ulrich Bauer, Talha Bin Masood, Barbara Giunti, Guillaume Houry, Michael Kerber, and Abhishek Rathod. *Keeping it sparse: Computing Persistent Homology revisited*. 2022. arXiv: 2211.09075 [cs.CG].
- [8] Ulrich Bauer and Fabian Roll. “Gromov Hyperbolicity, Geodesic Defect, and Apparent Pairs in Vietoris–Rips Filtrations”. *38th International Symposium on Computational Geometry (SoCG 2022). LIPIcs* **224** (2022). DOI: 10.4230/LIPIcs.SoCG.2022.15.
- [9] Mark de Berg, Marc van Kreveld, Mark Overmars, and Otfried Cheong. *Computational Geometry: Algorithms and Applications*. Springer, Berlin, Heidelberg, 2000. DOI: 10.1007/978-3-662-04245-8.

- [10] Anders Björner. “Topological Methods”. *Handbook of Combinatorics (Vol. 2)*. Ed. by L. Lovász R. L. Graham M. Grötschel. MIT Press, Cambridge, MA, USA, 1996, 1819–1872.
- [11] Omer Bobrowski and Matthew Kahle. “Topology of random geometric complexes: a survey”. *J Appl. and Comput. Topology* **1** (2018), 331–364. DOI: 10.1007/s41468-017-0010-0.
- [12] Omer Bobrowski, Matthew Kahle, and Primož Skraba. “Maximally persistent cycles in random geometric complexes”. *Ann. Appl. Probab.* **27** (2017), 2032–2060. DOI: 10.1214/16-AAP1232.
- [13] Wojciech Chachólski, Barbara Giunti, Alvin Jin, and Claudia Landi. “Decomposing filtered chain complexes: Geometry behind barcoding algorithms”. **109** (2023). DOI: 10.1016/j.comgeo.2022.101938.
- [14] David R. Chang and Bruce R. Donald. “On the complexity of computing the homology type of a triangulation”. *Proc. 32nd Ann. IEEE Symp. Foundations Comput. Sci.* (1991), 650–661. DOI: 10.1109/SFCS.1991.185432..
- [15] Chao Chen and Michael Kerber. “An output-sensitive algorithm for persistent homology”. *Comp. Geom.* **46** (2013), 435–447. DOI: 10.1016/j.comgeo.2012.02.010.
- [16] Bobby Demarco, Arran Hamm, and Jeff Kahn. “On the triangle space of a random graph”. *J. Comb.* **4** (2013), 229–249. DOI: 10.4310/JOC.2013.v4.n2.a4.
- [17] Vincent Divol and Frédéric Chazal. “The density of expected persistence diagrams and its kernel based estimation”. *J. Comp. Geom.* **10** (2019), 127–153. DOI: 10.20382/jocg.v10i2a7.
- [18] Iain S Duff, Albert M Erisman, and John K Reid. *Direct Methods for Sparse Matrices*. Oxford University Press, Oxford, 1986.
- [19] Rick Durrett. *Probability: Theory and Examples*. 5th ed. Cambridge University Press, Cambridge, 2019. DOI: 10.1017/9781108591034.
- [20] Herbert Edelsbrunner and John Harer. *Computational topology: an introduction*. American Mathematical Society, Providence, RI, 2010. DOI: 10.1090/mbk/069.
- [21] Herbert Edelsbrunner, David Letscher, and Afra Zomorodian. “Topological Persistence and Simplification”. *Discrete. Comput. Geom.* **28** (2002), 511–533. DOI: 10.1007/s00454-002-2885-2.
- [22] Robin Forman. “A user’s guide to discrete Morse theory”. *Seminaire Lotharinigien de Combinatoire* **48** (2002).
- [23] Barbara Giunti, Guillaume Houry, and Michael Kerber. “Average Complexity of Matrix Reduction for Clique Filtrations”. *Proc. Int. Symp. Symb. Alg. Comp. (ISSAC 2022)* (2022), 187–196. DOI: 10.1145/3476446.3535474.
- [24] Gregory Henselman and Robert Ghrist. “Matroid filtrations and computational persistent homology”. *arXiv preprint 1606.00199* (2016).
- [25] Hsueh Hsieh and Mohammed Ghausi. “A probabilistic approach to optimal pivoting and prediction of fill-in for random sparse matrices”. *IEEE T. Circuit Theory* **19** (1972), 329–336. DOI: 10.1109/TCT.1972.1083477.
- [26] Svante Janson, Tomasz Luczak, and Andrzej Rucinski. *Random Graphs*. Wiley, New York, 2000. DOI: 10.1002/9781118032718.
- [27] Rob Kaas and Jan M. Buhrman. “Mean, median and mode in binomial distributions”. *Statistica Neerlandica* **34** (1980), 13–18. DOI: 10.1111/j.1467-9574.1980.tb00681.x.

- [28] Matthew Kahle. “Random Geometric Complexes”. *Discrete & Computational Geometry* **45** (2011), 553–573. DOI: 10.1007/s00454-010-9319-3.
- [29] Matthew Kahle. “Sharp vanishing thresholds for cohomology of random flag complexes”. *Annals of Mathematics* **179** (2014), 1085–1107. DOI: 10.4007/annals.2014.179.3.5.
- [30] Matthew Kahle. “Topology of random simplicial complexes: a survey”. *AMS Contemp. Vol. Math.* **620** (2014), 201–221.
- [31] Michael Kerber and Hannah Schreiber. “On the expected complexity of matrix reduction for random complexes”. *Computer Algebra in Scientific Computing (CASC)*. Extended abstract. 2020.
- [32] Clément Maria, Jean-Daniel Boissonnat, Marc Glisse, and Mariette Yvinec. “The GUDHI library: Simplicial complexes and persistent homology”. *Mathematical Software - ICMS 2014. Lect. Notes Comput. Sc.* **8592** (2014), 167–174. DOI: 10.1007/978-3-662-44199-2_28.
- [33] Nikola Milosavljević, Dmitriy Morozov, and Primož Skraba. “Zigzag Persistent Homology in Matrix Multiplication Time”. *Proceedings of the Twenty-Seventh Annual Symposium on Computational Geometry (SoCG 2011)* (2011), 216–225. DOI: 10.1145/1998196.1998229.
- [34] Dmitriy Morozov. *Dionysus, a C++ library for computing persistent homology*. 2010. URL: mrzv.org/software/dionysus.
- [35] Dmitriy Morozov. “Persistence algorithm takes cubic time in worst case”. *BioGeometry News, Dept. Comput. Sci., Duke Univ* 2 (2005).
- [36] Nina Otter, Mason A. Porter, Ulrike Tillmann, Peter Grindrod, and Heather A Harrington. “A roadmap for the computation of persistent homology”. *EPJ Data Sci.* **6** (2017), 1–38. DOI: 10.1140/epjds/s13688-017-0109-5.
- [37] Steve Y. Oudot. *Persistence theory: from quiver representations to data analysis*. American Mathematical Society, Providence RI, 2015.
- [38] Julián Burella Pérez, Sydney Hauke, Umberto Lupo, Matteo Caorsi, and Alberto Dassatti. “Giotto-ph: A Python Library for High-Performance Computation of Persistent Homology of Vietoris–Rips Filtrations”. *arXiv preprint 2107.05412* (2021).
- [39] Hannah Schreiber. “Algorithmic Aspects in standard and non-standard Persistent Homology”. PhD thesis. Graz University of Technology, 2019.
- [40] Nicholas A. Scoville. *Discrete Morse Theory*. American Mathematical Society, Providence, RI, 2019.

A Probabilistic part of Section 4

Proof of Lemma 4.3. We repeat the proof of [28] Theorem 6.1 for the convenience of the reader. Recall our adaptation of the result:

Lemma. Given positive integers ℓ and k , there exists a constant $c > 0$ such that for $\alpha \geq c \left(\frac{\log(n)}{n}\right)^{1/d}$:

$$\mathbb{P}(\beta_k(\check{C}(\mathcal{X}_n, \alpha)) \neq 0) \leq \frac{1}{n^\ell}$$

for sufficiently large n .

Proof. The proof relies on the following Nerve Theorem (Theorem 10.7 in [10]).

Theorem A.1. *If X is a triangulable topological space and if $\mathcal{A} = (A_i)_{i \in I}$ is a finite cover of X by closed sets such that every nonempty intersection of sets in \mathcal{A} is contractible, then X and the nerve $\mathcal{N}(\mathcal{A})$ are homotopy equivalent.*

Thus, whenever α is large enough such that the balls $\{B_\alpha(X_i)\}_{X_i \in \mathcal{X}_n}$ cover the unit cube $[-\frac{1}{2}, \frac{1}{2}]^d$, the Čech complex $\check{C}(\mathcal{X}_n, \alpha)$ is contractible and therefore the k -th Betti number is zero. Assume that there exists a radius $R \geq c(\log(n)/n)^{1/d}$ such that $\beta_k(\check{C}(\mathcal{X}_n, R)) \neq 0$. By contraposition, the balls $\{B_R(X_i)\}_{X_i \in \mathcal{X}_n}$ cannot cover the unit cube. We can see R as a function depending on n . As such, R is sufficiently small, i.e. $R \rightarrow 0$ as $n \rightarrow \infty$, and the probability of the balls not covering the cube is now bounded.

Let $\lambda\mathbb{Z}^d$ denote the d -dimensional cubical lattice linearly scaled in every direction by the factor $\lambda = R/(2\sqrt{d})$. The Lebesgue measure is denoted by μ . There are $N = \mu([- \frac{1}{2}, \frac{1}{2}]^d)/\lambda^d + \mathcal{O}(1/\lambda^{d-1})$ boxes in $\lambda\mathbb{Z}^d$ intersecting $[-\frac{1}{2}, \frac{1}{2}]^d$ and we write S for the set of boxes completely contained in $[-\frac{1}{2}, \frac{1}{2}]^d$. Notice that each box intersecting the boundary of $[-\frac{1}{2}, \frac{1}{2}]^d$ is adjacent to at least one box in S . If every box in S contains at least one point in \mathcal{X}_n , since each box has a diameter of $\lambda\sqrt{d} = R/2$, the unit cube is completely covered by balls of radius R centered in points of \mathcal{X}_n .

By the two paragraphs above, the considered event implies that there has to be at least one box in S which contains no points of \mathcal{X}_n . With $p_0 := \mathbb{P}(B \cap \mathcal{X}_n = \emptyset)$ being the probability that box $B \in S$ is empty, we can write

$$\mathbb{P}\left(\exists \alpha \geq c\left(\frac{\log(n)}{n}\right)^{1/d} \text{ such that } \beta_k(\check{C}(\mathcal{X}_n, \alpha)) \neq 0\right) \leq \mathbb{P}(\exists B \in S : B \cap \mathcal{X}_n = \emptyset) \leq Np_0. \quad (6)$$

For a box $B \in S$ the independence and identical uniform distribution of the points in \mathcal{X}_n yields

$$p_0 = \left(1 - \frac{\lambda^d}{\mu([- \frac{1}{2}, \frac{1}{2}]^d)}\right)^n \leq \exp(-\lambda^d n) = \exp(-CR^d n) \quad (7)$$

where $C = \frac{1}{2^d d^{d/2}}$. With inequality $R \geq c(\log(n)/n)^{1/d}$ we obtain

$$p_0 \leq \exp(-Cc^d \log(n)) = n^{-Cc^d}.$$

Further, $N = 1/\lambda^d + \mathcal{O}(1/\lambda^{d-1}) = (1 + o(1))/(CR^d)$ and thus with setting $c = ((1 + \ell)/C)^{1/d}$,

$$Np_0 \leq \frac{1 + o(1)}{Cc^d \log(n)} n^{1-Cc^d} \leq \frac{1}{n^\ell}$$

for sufficiently large n which gives the desired result. \square

Proof of Lemma 4.4. The result to be proven is again recalled:

Lemma. Let $\mathcal{X}_n := \{X_1, \dots, X_n\}$ be a set of i.i.d. uniformly distributed random variables in $[-\frac{1}{2}, \frac{1}{2}]^d$ and define $\alpha^* := c\left(\frac{\log(n)}{n}\right)^{1/d}$. Let $N_k = N_k(\mathcal{X}_n)$ be the number of k -simplices in $\check{C}(\mathcal{X}_n, \alpha^*)$. Then for any $\ell \in \mathbb{N}$ there exist a constant $\lambda > 0$ such that we have

$$\mathbb{P}(N_k \geq \lambda n^k \log(n)) \leq \frac{1}{n^\ell}, \quad (8)$$

for sufficiently large n .

Proof. Define the function $h : (\mathbb{R}^d)^{k+1} \rightarrow \{0, 1\}$ such that $h(x_1, x_2, \dots, x_{k+1}) = 1$ whenever the minimum enclosing ball of the points $\{x_1, x_2, \dots, x_{k+1}\}$ has radius smaller than α^* . Further, denote the set of all unordered k -element subsets of $\{1, \dots, n\}$ by \mathcal{I} and write \mathcal{J} for all unordered $(k+1)$ -element subsets of $\{1, \dots, n\}$. Then

$$N_k(\mathcal{X}_n) = N_k(X_1, \dots, X_n) = \sum_{\{i_1, \dots, i_{k+1}\} \in \mathcal{J}} h(X_{i_1}, \dots, X_{i_{k+1}}),$$

and for a fixed $I = \{i_1, \dots, i_k\} \in \mathcal{I}$ define

$$N_{k,I}(X_1, \dots, X_n) := \sum_{j \notin I} h(X_{i_1}, \dots, X_{i_k}, X_j)$$

to be the number of all k -simplices with MEB radius $\leq \alpha^*$ that contain the $(k-1)$ -simplex I . Then $N_k = \frac{1}{k+1} \sum_{I \in \mathcal{I}} N_{k,I}$ and

$$\begin{aligned} \mathbb{P}(N_k \geq \lambda n^k \log(n)) &\leq \mathbb{P}(\exists I \in \mathcal{I} \text{ such that } N_{k,I} \geq (k+1)\lambda \log(n)) \\ &\leq \sum_{I \in \mathcal{I}} \mathbb{P}(N_{k,I} \geq (k+1)\lambda \log(n)) \\ &\leq n^k \mathbb{P}(N_{k,I_0} \geq (k+1)\lambda \log(n)) \end{aligned}$$

where $I_0 = \{1, 2, \dots, k\}$. In order to bound $\mathbb{P}(N_{k,I_0} \geq (k+1)\lambda \log(n))$, we use conditional expectations (see Chapter 4 of [19]). We abbreviate as follows: $\mathbf{x}_{I_0} := (x_1, \dots, x_k) \in \mathbb{R}^k$, $\mathcal{X}_{I_0} := (X_1, \dots, X_k)$ and $Z := \mathbb{1}_{[(k+1)\lambda \log(n), \infty)}(N_{k,I_0}(X_1, \dots, X_n))$. We denote the conditional expectation of Z given the σ -algebra generated by the random vector \mathcal{X}_{I_0} as $\mathbb{E}(Z|\mathcal{X}_{I_0})$. Note that this is a measurable map, whose value at \mathbf{x}_{I_0} is then $\mathbb{E}(Z|\mathcal{X}_{I_0} = \mathbf{x}_{I_0})$. Applying the tower property (Theorem 4.1.13 in [19]) gives a formula similar to the law of total probability.

$$\begin{aligned} \mathbb{P}(N_{k,I_0} \geq (k+1)\lambda \log(n)) &= \mathbb{E}(Z) = \mathbb{E}(\mathbb{E}(Z|\mathcal{X}_{I_0})) \\ &= \int_{(\mathbb{R}^d)^k} \mathbb{E}(Z|\mathcal{X}_{I_0} = \mathbf{x}_{I_0}) f_{\mathcal{X}_{I_0}} \mathbf{x}_{I_0} d\mathbf{x}_{I_0} \end{aligned}$$

In the remainder of the proof, we will show that $\mathbb{E}(Z|\mathcal{X}_{I_0} = \mathbf{x}_{I_0}) \leq n^{-k-\ell}$ for all $\mathbf{x}_{I_0} \in \mathbb{R}^k$ which gives the desired bound.

The conditional distribution can be expressed in terms of conditional densities (see [19], Example 4.1.6). It then holds that

$$\mathbb{E}(Z|\mathcal{X}_{I_0} = \mathbf{x}_{I_0}) = \mathbb{P}(N_{k,I_0}(x_1, \dots, x_k, X_{k+1}, \dots, X_n) \geq (k+1)\lambda \log(n))$$

Remember that $N_{k,I_0} = \sum_{i=k+1}^n h(x_1, \dots, x_k, X_i)$ is the sum of i.i.d. Bernoulli random variables $h(x_1, \dots, x_k, X_i)$ with $p := \mathbb{E}(h(x_1, \dots, x_k, X_i))$. Hence the following Chernoff bound (Theorem 2.1 in [26]) is applicable for all $t \geq 0$:

$$\mathbb{P}(N_{k,I_0} \geq (n-(k+1))p+t) \leq \exp\left(-\frac{t^2}{2((n-(k+1))p+t/3)}\right) \leq \exp\left(-\frac{t^2}{2((n-(k+1))p+t)}\right). \quad (9)$$

If the points x_1, \dots, x_k and y have a MEB radius of α^* , then y has to lie in $\bigcap_{i=1}^k B_{2\alpha^*}(x_i)$. We have

$$p \leq \frac{\mu\left(\bigcap_{i=1}^k B_{2\alpha^*}(x_i) \cap [-\frac{1}{2}, \frac{1}{2}]^d\right)}{\mu\left([-\frac{1}{2}, \frac{1}{2}]^d\right)} \leq \nu_d \cdot (2\alpha^*)^d = \nu_d \cdot (2c)^d \cdot \frac{\log(n)}{n}$$

where ν_d is the volume of the d -dimensional unit ball. It holds that $(n-(k+1))p \leq \nu_d \cdot (2c)^d \cdot \log(n)$ and with $\lambda := \max\left\{\nu_d \cdot (2c)^d, \frac{2}{(k+1)}\ell\right\}$ also that $(n-(k+1))p \leq \lambda \log(n)$. With

$t := (k+1)\lambda \log(n) - (n - (k+1))p$ we have that $t^2 \geq (k+1)^2 \lambda^2 \log^2(n)$ and inserting this in Inequality 9 yields

$$\mathbb{P}(N_{t, I_0} \geq (k+1)\lambda \log(n)) \leq \exp\left(-\frac{(k+1)\lambda^2 \log^2(n)}{2\lambda \log(n)}\right) = \exp\left(-\frac{(k+1)}{2}\lambda \log(n)\right) \leq \frac{1}{n^\ell}.$$

□

B Proof of Lemma 5.1

In this section we will derive our adaptation of [28] Theorem 6.2. Recall the statement:

Lemma. Given positive integers ℓ and k , there exists a constant $c > 0$ such that for $\alpha \geq c\left(\frac{\log(n)}{n}\right)^{1/d}$:

$$\mathbb{P}(\beta_k(\text{VR}(\mathcal{X}_n, \alpha)) \neq 0) \leq \frac{1}{n^\ell} \quad (10)$$

for sufficiently large n .

Proof. The proof relies on discrete Morse theory. The fundamental theorem of discrete Morse theory (see Theorem 2.5 of [22]) says that a simplicial complex with a discrete gradient vector field V is homotopy equivalent to a CW complex with one cell of dimension k for each critical k -dimensional simplex. The definition of cellular homology gives that β_k is smaller than the number of k -cells in the given CW complex. Thus, if for a constant $c > 0$ and $\alpha > c\left(\frac{\log(n)}{n}\right)^{1/d}$ a given discrete gradient vector field on $\text{VR}(\mathcal{X}_n, \alpha)$ has no critical simplices, then $\beta_k(\text{VR}(\mathcal{X}_n, \alpha)) = 0$. By contraposition, $\beta_k(\text{VR}(\mathcal{X}_n, \alpha)) \neq 0$ implies that there exists a critical simplex in the Vietoris–Rips complex. The probability of this event will be bounded in the following.

First a definition from discrete Morse theory: A **discrete vector field** V of a simplicial complex K is a collection of pairs of faces $\{\sigma \subseteq \tau\}$ of K such that each face is in at most one pair. A closed V -path in a discrete vector field is then a sequence of faces

$$\sigma_0 \subseteq \tau_0 \supseteq \sigma_1 \subseteq \tau_1 \supseteq \cdots \subseteq \tau_n \supseteq \sigma_{n+1}$$

with $\sigma_{i+1} \neq \sigma_i$ such that $\{\sigma_i \subseteq \tau_i\} \in V$ for $i = 0, \dots, n$ and $\sigma_{n+1} = \sigma_0$. V is a **discrete gradient vector field** if there are no closed V -paths. Any simplex $\nu \in K$ not in any pair of V is called **critical**.

We start by indexing the points in \mathcal{X}_n by distance to the origin, i.e. $\|X_1\| < \|X_2\| < \cdots < \|X_n\|$. Note that no two points have that same distance almost surely. Now define a discrete vector field V on $\text{VR}(\mathcal{X}_n, \alpha)$ by - whenever possible - pairing a face $S = \{X_{i_1}, X_{i_2}, \dots, X_{i_k}\}$ with a face $\{X_{i_0}\} \cup S$ with $i_0 < i_1$ and i_0 as small as possible. V is well defined as each face gets paired at most once: A face S cannot be paired to two higher dimensional faces $\{X_a\} \cup S$ and $\{X_b\} \cup S$ as the pairing will be performed with the smaller index $\min(a, b)$. It is also not possible for S to get paired with both a higher and a lower dimensional face: Suppose that S gets paired with $\{X_a\} \cup S$. Then $\|X_a\| < \|X\|$ for every $X \in S$. In this case, no codimension 1 face $F \subseteq S$ can be paired with S , since the pairing $\{X_a\} \cup F$ would be preferred. V is even a discrete gradient vector field because the indices are decreasing along any V -path.

Given a k -dimensional simplex in $\text{VR}(\mathcal{X}_n, \alpha)$, $\sigma = \{X_{i_1}, \dots, X_{i_{k+1}}\}$, this simplex is critical, that is, unpaired in V if

- (i) there is no common neighbor X_a with $a < i_1$ to the vertices of σ , or else the simplex would be paired up by adding such a point with smallest index, or
- (ii) σ would be paired up with $\{X_{i_2}, \dots, X_{i_{k+1}}\}$ unless $\{X_{i_2}, \dots, X_{i_{k+1}}\}$ has a common neighbor with index smaller than i_2 .

Assume now that X_{i_0} is a common neighbor of σ as in in (i) and let $\alpha \geq c \left(\frac{\log(n)}{n}\right)^{1/d}$ where $c > 0$ is a constant defined later, but depending only on k, ℓ and d . Then $\|X_{i_1}\| \geq \frac{1}{2}\alpha$, as otherwise $\|X_{i_0} - X_{i_1}\| < \alpha$ or $\|X_{i_0}\| > \|X_{i_1}\|$ would contradict our assumptions. Further, $\|X_{i_0} - X_{i_1}\| > \alpha$ and $\|X_{i_j} - X_{i_t}\| \leq \alpha$ for $0 \leq j < t \leq k+1$. Then, by the (technical) Lemma 5.3 in [28], the Lebesgue measure of the intersection

$$I = \bigcap_{j=1}^{k+1} B_\alpha(X_{i_j}) \cap B_{\|X_{i_1}\|}(0)$$

can be bounded: $\mu(I) \geq \epsilon_d \alpha^d$ with $\epsilon_d > 0$ depending only on d , i.e. being a constant for us. If any vertices fall into the intersection I , then this vertex would be a common neighbor of σ with index smaller than i_1 and thus σ would be paired. If σ is critical, then σ is unpaired and thus (i) has to be satisfied, i.e. no vertices of $\text{VR}(\mathcal{X}_n, \alpha)$ may lie in I . Since the points of \mathcal{X}_n are i.i.d. uniformly sampled from the unit cube $[\frac{1}{2}, \frac{1}{2}]^d$, the probability of this event is $(1 - \mu(I))^{n-k-2}$. We have:

$$\begin{aligned} \mathbb{P}(\beta_k(\text{VR}(\mathcal{X}_n, \alpha)) \neq 0) &\leq \mathbb{P}(\text{there exists a critical } k\text{-simplex } \sigma \in \text{VR}(\mathcal{X}_n, \alpha)) \\ &\leq \binom{n}{k+1} (1 - \mu(I))^{n-k-2} \leq \binom{n}{k+1} (1 - \epsilon_d \alpha^d)^{n-k-2} \leq \binom{n}{k+1} \exp(-\epsilon_d \alpha^d (n-k-2)) \\ &\leq C n^{k+1} \exp\left(-\epsilon_d c^d \frac{\log(n)}{n} (n-k-2)\right) \leq \frac{1}{n^\ell} \end{aligned}$$

for $c = \left(\frac{\ell+k+1}{\epsilon_d}\right)^{1/d}$ and large enough n . □

C Proof of Lemma 6.1

In this section, we prove Lemma 6.1, that we restate as Lemma C.1. This result is very close to the one stated in [16, Theorem 1.2]. The main difference is the precision of the bound on $\mathbb{P}(\beta_1(\text{ER}(n, \alpha)) > 0)$: in our case, we need a bound of $\mathcal{O}(n^{-4})$. Nevertheless, the proof given in [16] can be slightly adapted to give the desired bound, at the expense of increasing c . We first adapt our notation. Remember, that $\text{ER}(n, \alpha)$ is the clique complex induced by the Erdős-Rényi graph $G(n, \alpha)$. We will write $X = X(G) = \text{ER}(n, \alpha)$ and $p := \alpha$ for the rest of this section.

Lemma C.1. There are constants $\kappa > 0$ and $c > 0$ such that if $p > c \cdot \sqrt{\frac{\log n}{n}}$, $G \sim G(n, p)$ and X is the clique complex of G , then:

$$\mathbb{P}(\beta_1(X) > 0) < \kappa \cdot n^{-4}.$$

Sketch of the proof. Since

$$\mathbb{P}(\beta_1(X) > 0) = \mathbb{P}(\mathfrak{C}(G) \neq \mathfrak{T}(G)) = \mathbb{P}(\mathfrak{C}(G)^\perp \neq \mathfrak{T}(G)^\perp)$$

where $\mathfrak{C}(G)$ and $\mathfrak{T}(G)$ denote the cycle and the triangle space of G , respectively, and $^\perp$ denote the orthogonal with respect to the usual inner product, we will prove the bound for the right-most probability. To do this, we need two lemmas (originally stated in [16, Section 3]): Lemma C.5 guarantees that, under some assumptions on G , it is highly unlikely that there is a small element in $\mathfrak{T}(G)^\perp \setminus \mathfrak{C}(G)^\perp$; Lemma C.6 gives us a property which is satisfied by every graph that is large enough.

Finally, we show that if there is a large element F in $\mathfrak{T}(G)^\perp \setminus \mathfrak{C}(G)^\perp$, then we can build a graph B that is very likely to satisfy the hypotheses of Lemma C.6 but is very unlikely to satisfy its thesis. Therefore, F is unlikely to exist, and the claim follows. □

Throughout this section, we set $G \sim G(n, p)$, and we use the following notations:

- V is the set of vertices of G and K_n is the clique whose vertices are the n elements of V ;
- The number of edges in the graph H is denoted by $|H|$;
- For $x, y \in V$, $\mathcal{N}_H(x)$ is the neighborhood of x in H , $\mathcal{N}_H(x, y) := \mathcal{N}_H(x) \cap \mathcal{N}_H(y)$ is the set of common neighbors of x and y , and we write $d_H(x) = |\mathcal{N}_H(x)|$ and $d_H(x, y) = |\mathcal{N}_H(x, y)|$;
- If S and T are two sets of vertices, $\nabla(S, T)$ is the set of edges joining S and T in G , i.e., the set of edges that have one end in S and the other in T . We also write $\nabla(S) = \nabla(S, V - S)$ and $\nabla(v) = \nabla(H, \{v\})$ for any $v \in V$;
- $\tau(H)$ is the number of triangles of H .

Moreover, if we do not specify the graph H in the above list, we mean $H = G$.

For ease of reference, we now display a series of results initially proved in [16], which all follow from Hoeffding inequalities for binomial laws (see [26, Theorem 2.1]). We adapt their notation to our goals, namely by setting their o bounds as precise values for the inequalities, which are then true when n is large enough. These results will be used both in the proof of Lemma C.5 and in the proof of Lemma C.1, where they will give us the necessary bounds provided that we choose fixed values for ϵ that are small enough.

The first proposition claims, in particular, that the probability that an ER graph has “many” edges is low.

Proposition C.2 (Proposition 2.3 of [16]). For every $\epsilon > 0$,

$$\mathbb{P}\left(\left||G| - \frac{n^2 p}{2}\right| > \epsilon \frac{n^2 p}{2}\right) \leq \exp\left(-\frac{\epsilon^2}{8} n^2 p\right),$$

$$\mathbb{P}\left(\exists v \in V \text{ such that } |d(v) - np| > \epsilon np\right) \leq n \cdot \exp\left(-\frac{\epsilon^2}{4} np\right).$$

Moreover, for some $\gamma > 0$,

$$\mathbb{P}\left(\exists v, w \in V \text{ such that } d(v, w) \geq 4np^2\right) \leq \exp(-\gamma np^2).$$

The following proposition shows two statements. First, that the event, that in an ER graph there are two big, disjoint sets of vertices with many more or many fewer edges between them than expected has low probability. Second, that such an estimate can be extended to a set of vertices in G of arbitrary size as well as its complement.

Proposition C.3 (Proposition 2.4 of [16]). For each $\delta > 0$, there is a $K > 0$ such that

$$\mathbb{P}\left(\exists S, T \subset V \text{ such that } \left[S \cap T = \emptyset\right] \wedge \left[|S|, |T| > Kp^{-1} \log n\right] \wedge \left[||\nabla(S, T)| - |S||T|p| > \delta |S||T|p\right]\right) \leq \exp(-\gamma_\delta n \log np),$$

and

$$\mathbb{P}\left(\exists S \subset V, \left||\nabla(S)| - |S|(n - |S|)p\right| > \delta \cdot |S|(n - |S|)p\right) \leq \exp(-\gamma_\delta np),$$

where, in both cases, γ_δ is a constant depending only on δ .

The following proposition is similar to Proposition C.3, but now the sets S and T partition the neighborhood set of a vertex in the graph. In particular, this result shows that, in an ER graph, the probability that there exists a vertex with a set of neighbors whose graph has many vertices or that there exists a vertex with a set of neighbors with few vertices and many edges are low.

Proposition C.4 (Proposition 2.6 of [16]). There is a $K > 0$ such that

$$\mathbb{P}\left(\exists v \in V, \exists S \subset \mathcal{N}(v) T = \mathcal{N}(v) \setminus S \text{ such that } \left| |\nabla(S, T)| - |S||T|p \right| > Kn^{3/2}p^2\right) \leq \exp(-\gamma_K np)$$

where γ_K is a constant depending only on K , and such that

$$\mathbb{P}\left(\exists v \in V, \exists S \subset \mathcal{N}(v) \text{ such that } |G[S]| > \frac{|S|^2 p}{2} + Kn^{3/2}p^2\right) \leq \exp(-\gamma_K np)$$

where $G[S]$ denotes the subgraph of G induced by the vertices S and γ_K is a constant depending only on K . Moreover, for every $\epsilon > 0$,

$$\mathbb{P}\left(\exists v \in V, \exists S \subset \mathcal{N}(v) \text{ such that } \left[|S| < \epsilon np^2\right] \wedge \left[|G[S]| > \epsilon |S| np^2\right]\right) \leq \exp\left(-\frac{\epsilon^2}{4} n^2 p^2\right).$$

For every $\epsilon > 0$, there is a $\gamma > 0$ such that

$$\mathbb{P}\left(\exists v \in V, \exists S \subset \mathcal{N}(v), T = \mathcal{N}(v) \setminus S \text{ such that } \left[2 \leq |S| \leq |T|\right] \wedge \left[|\nabla(S, T)| \leq \left(\frac{1}{2} - \epsilon\right) |S| np^2\right]\right) \leq \exp(-\gamma \cdot np^2).$$

Finally, there is a $K > 0$ and a $\gamma > 0$ such that

$$\mathbb{P}\left(\exists v \in V, \exists S, T \subset \mathcal{N}(v) \text{ such that } \left[S \cap T = \emptyset\right] \wedge \left[|T| > np/3\right] \wedge \left[|S| > K/p\right] \wedge \left[|\nabla(S, T)| \leq 0.9 |S| |T| p\right]\right) \leq \exp(-\gamma np).$$

Let Q be the following event: “all edges of G are in at least one triangle”.

Lemma C.5 (Lemma 3.1 of [16]). For each $\eta > 0$, there is a $\gamma_\eta > 0$ such that if $p > c \cdot \sqrt{\frac{\log n}{n}}$ with $c > 0$ big enough then

$$\mathbb{P}\left(Q \wedge \left[\exists F \in \mathfrak{T}(G)^\perp \setminus \mathfrak{C}(G)^\perp \text{ such that } |F| < \frac{1-\eta}{4} n^2 p\right]\right) < n^{-\gamma_\eta c}$$

In the original lemma, there is no restriction on the value of p (that can be as small as wanted). We do not need such a general result, and bounding the value of p makes it possible to control the value of the probability better (which is what we need).

Sketch of the proof. As explained in [16, Section 4], the proof consists in showing that, if the properties of Propositions C.2 to C.4, are satisfied, then the event

$$\left\{ Q \wedge \left[\exists F \in \mathfrak{T}(G)^\perp \setminus \mathfrak{C}(G)^\perp \text{ such that } |F| < \frac{1-\eta}{4} n^2 p \right] \right\}$$

cannot occur. From the exponential bounds of these propositions, we can show that the probability that one of the properties is not satisfied is at most $n^{-\gamma c}$ for some $\gamma > 0$, hence the result. \square

The following lemma is deterministic and as such does not need adjustment: we display it here for completeness.

Lemma C.6 (Lemma 3.3 of [16]). For every $\eta > 0$ and $\delta > 0$, if $F \subset K_n$ satisfies $|F| > \frac{1-\delta}{4} n^2$ and $|F \setminus \Pi| > \eta \cdot n^2$ for every cut Π , then for each $\epsilon > 0$, $\tau(F) > \frac{1}{12}(\eta - 3\delta - \epsilon)n^3$.

Proof of Lemma C.1. Let $c > 0$. When $p > c \cdot \sqrt{\frac{\log n}{n}}$, the event $Q =$ “all edges of G are in at least one triangle” is very likely to happen; indeed, we can show that $\mathbb{P}(\neg Q) < n^{2-c^2}$. Therefore, by choosing c large enough, we can make the probability smaller than n^{-4} . We can thus assume that Q is satisfied, and we will then try to bound the probability that $\mathfrak{T}(G)^\perp \neq \mathfrak{C}(G)^\perp$ under this assumption. Let $\eta > 0$. We suppose that $\mathfrak{T}(G)^\perp \neq \mathfrak{C}(G)^\perp$, so that $\mathfrak{T}(G)^\perp \setminus \mathfrak{C}(G)^\perp$ is not empty. Because of Lemma C.5, we can then assume that for all $F \in \mathfrak{T}(G)^\perp \setminus \mathfrak{C}(G)^\perp$, $|F| \geq \frac{1-\eta}{4}n^2p$.

Now, let $\vartheta = 0.1\eta^2$. We then choose G as follows: first let $G_0 \sim G(n, \vartheta p)$, and then add edges of $K_n \setminus G_0$ independently with probability $(1 - \vartheta)p/(1 - \vartheta p)$. Thus $G \sim G(n, p)$ and G_0 is a (small) subgraph of G . Let $F_0 = F \cap G_0$. Let $A = \{xy \in K_n \setminus G_0, \mathcal{N}_{G_0}(x, y) \neq \emptyset\}$, $J = K_n \setminus (G_0 \cup A)$ and $B = \{xy \in A | z \in \mathcal{N}_{G_0}(x, y) \implies |\{xz, yz\} \cap F_0| = 1\}$. Then the following equality holds:

$$F \setminus (F_0 \cup J) = G \cap B.$$

Furthermore, Lemma C.5 implies that one of these must hold:

1. $|B| < \frac{1-2\eta}{4}n^2$;
2. There is a cut Π such that $|B \setminus \Pi| < 0.05n^2$;
3. $\tau(B) > 0.004n^3$.

At the same time, assuming that the probabilistic properties stated in Propositions C.2 to C.4 are true, B must satisfy all of the following:

4. $|G \cap B| > (1 - \eta - 2\vartheta(1 + \epsilon) - \epsilon) \frac{n^2p}{4}$;
5. For every cut Π , $|G \cap (B \setminus \Pi)| > \frac{0.4-2\vartheta-\epsilon}{4}n^2p$;
6. $G \cap B$ is triangle-free.

Since p is large, G contains a large number of edges with high probability, and $G \cap B$ contains a big part of the total graph B . Therefore, these conditions on B and $G \cap B$ are incompatible. Indeed, we can show that:

7. $\mathbb{P}(\exists F_0 \subset G_0 \text{ such that } |B| < \frac{1-2\eta}{4}) \leq \exp(-0.02\eta^2 \cdot n^2p)$;
8. $\mathbb{P}(\exists F_0 \subset G_0, \exists \text{ a cut } \Pi \text{ such that } |B \setminus \Pi| < 0.05n^2) \leq \exp(-0.05n^2p)$ when η is small;
9. $\mathbb{P}(\exists F_0 \subset G_0 \text{ such that } \tau(B) > 0.004n^3 \wedge G \cap B \text{ triangle-free}) < \exp(-(0.0006 - \vartheta)n^2p)$.

If c is large enough, then for every $p > c \cdot \sqrt{\frac{\log n}{n}}$, all these probabilities are $\mathcal{O}(n^{-4})$. This is precisely what we want: the probability that one of the assumptions we made so far is not satisfied is $\mathcal{O}(n^{-4})$, and if all the assumptions we made are satisfied, then the only scenario where $\mathfrak{T}(G)^\perp \neq \mathfrak{C}(G)^\perp$ have a probability $\mathcal{O}(n^{-4})$ to occur. Hence, $\mathbb{P}(\mathfrak{T}(G)^\perp \neq \mathfrak{C}(G)^\perp) = \mathcal{O}(n^{-4})$. \square