

Deep Learning Algorithms for Hedging with Frictions*

Xiaofei Shi[†]

Daran Xu[‡]

Zhanhao Zhang[§]

November 4, 2021

Abstract

This work studies the optimal hedging problems in frictional markets with general convex transaction costs on the trading rates. We show that, under the smallness assumption on the magnitude of the transaction costs, the leading order approximation of the optimal trading speed can be identified through the solution to a nonlinear SDE. Unfortunately, models with arbitrary state dynamics generally lead to a nonlinear forward-backward SDE system, where wellposedness results are unavailable. However, we can numerically find the optimal trading strategy with the modern development of deep learning algorithms. Among various deep learning structures, the most popular choices are the FBSDE solver introduced in the spirit by [32] and the deep hedging algorithm pioneered by [12, 14, 15, 16, 35, 36, 45, 47]. We implement these deep learning algorithms with calibrated parameters from [26] and compare the numerical results with the leading order approximations. This work documents the performance of different learning-based algorithms and provides better understandings of their advantages and drawbacks.

1 Introduction

As observed in many empirical papers, markets are imperfect, meaning that arbitrary quantities cannot be traded immediately at the quoted market price because of taxes, regulations, and the limited liquidity of the assets. Typical examples include linear transaction taxes as well as fixed transaction costs. As reported and studied in [3, 4, 6, 41], empirical estimates of actual trading costs typically correspond to a 3/2-th power of the order flow. Accordingly, the large trading volume quickly impacts the market liquidity, which, in turn, drastically changes the agents' behaviors. Hence, optimally scheduling the order flow in anticipation of market liquidity shortage is crucial.

There is a large body of literature on optimal execution strategies as well as dynamic portfolio optimization models with market illiquidity and price impacts, see, e.g. [7, 20, 22, 37, 40, 42, 50], and with recent results in, for example, [9, 24, 31, 51]. By assuming the transaction costs correspond to the square of the size of the order flow, the optimal trading policy can be given in a closed-form, as shown in [24, 40]. However, no closed-form result is available when generalizing proportional, fixed, or other nonlinear transaction costs. Researchers then focus on the *small* costs limit for tractability reasons, as in [5, 10, 31, 39, 43, 50, 51]. These elegant asymptotic formulas were proved rigorously by [2, 34, 38, 50]. Two important follow-up questions therefore arise. The first one is about the quality of the leading order approximation, which is not well-studied and quantified, especially in

*The authors thank Jiequn Han, Johannes Muhle-Karbe, Junru Shao for fruitful discussions. Part of the work is supported by the MA Mentored Research Program in Statistics at Columbia University.

[†]Columbia University, Department of Statistics, email xs2427@columbia.edu.

[‡]Columbia University, Department of Statistics, email dx2207@columbia.edu.

[§]Columbia University, Department of Statistics, email zz2760@columbia.edu.

empirical examples. The second is about the smallness assumption, whether that is an absolute or a relative quantity.

From the numerical side, with the development of GPUs and highly accurate machine learning models, the optimal hedging problem can be solved numerically by using deep neural networks. In the work of [32], Han, Jentzen, and E solved a high-dim parabolic PDE problem by describing it as a dynamic portfolio optimization problem, where the latter one is solved numerically through deep learning algorithms aiming at finding the solution to a BSDE system. For the first time, this algorithm overcomes the curse of dimensionality in numerical solutions to high-dim PDE as pointed out by [11, 28], and the convergence analysis is established by [33] under the same short-term existence assumptions in [21]. However, this algorithm does not scale well with the trading time horizon and the time discretization. For calibrated trading parameters as in [26], the time horizon for the algorithm to work is required to be unreasonably small.

In the meantime, with the development of modern model-free techniques, reinforcement learning algorithms are also widely used in single-agent optimization problems. Indeed, as shown in the groundbreaking papers [12, 14, 15, 16, 35, 36, 45, 46, 47], we treat the utility functions as targets and directly parametrize and learn the optimal trading policy. Moreover, reinforcement learning frameworks are introduced and analyzed rigorously in [53, 54]. Therefore, a natural question is how these methods compare in practice, and our goal is to understand and compare the two types of methods.

In this paper, we study the optimal hedging problem in frictional markets in a general setting. On the theoretical side, we recover the asymptotic formulas with a much simpler mean-variance preference for the agents. These approximation results are characterized by the *same* nonlinear ODE as in [17, 31], where much more sophisticated utility functions (for example, the exponential utility in [17] and the power utility in [31]), are considered. Also, we find that the smallness assumption on the transaction costs is not an absolute but a relative criterion with respect to the time to maturity. On the numerical side, we explore different machine learning architectures, including the FBSDE solver and the deep hedging algorithms. We implement both of these models, document the tuning procedures, and discuss the advantages and the disadvantages of each of them. Finally, we compare our numerical results with the asymptotic formulas in a Bachelier model. These comparison results help explain the asymptotic formula and provide us with ideas on the usage of each method in practice. Moreover, this is preliminary documentation for the numerical methods that could be generalized to solve Radner and Nash equilibrium.

The rest of the paper is organized as follows. First, in Section 2, we introduce the market model, the preference for individual agents, and the admissible strategies in both frictionless and frictional markets. Then, in Section 3, we introduce the asymptotic trading strategy, and identify the associated assumptions on the market so that the smallness assumption on the transaction costs is a relative quantity with respect to the trading horizon. Finally, the FBSDE solver and deep hedging algorithms are introduced in Section 4, with details on the implementations, experiments, and comparisons.

Notation. We fix a filtered probability space $(\Omega, \mathcal{F}, (\mathcal{F}_t)_{t \in [0, T]}, \mathbb{P})$ with finite time horizon $T > 0$, where the filtration is generated by a 1-dimensional standard Brownian motion $W = (W_t)_{t \in [0, T]}$. For $p \geq 1$, we write \mathbb{H}^p for the \mathbb{R} -valued, progressively measurable processes $X = (X_t)_{t \in [0, T]}$ that satisfy

$$\|X\|_{\mathbb{H}^p} := \left(\mathbb{E} \left[\left(\int_0^T |X_t|^2 dt \right)^{p/2} \right] \right)^{1/p} < \infty.$$

2 Model Setup

Here, we assume the randomness in the market is generated by the 1-dimensional Brownian motion $(W_t)_{t \in [0, T]}$. Suppose we receive a cumulative random endowment as

$$d\zeta_t = \xi_t dW_t, \quad \text{for a general process } \xi \in \mathbb{H}^2.$$

There are two assets in the market for us to hedge the risk, the first one is safe, with price normalized to one, and the second is risky, with general dynamic

$$dS_t = \mu_t dt + \sigma_t dW_t, \tag{2.1}$$

where the expected return process satisfies the no-arbitrage condition $\mu = \sigma\kappa$ for a market price of risk $\kappa \in \mathbb{H}^2$.

2.1 Frictionless Preferences and Portfolio Management

As a reference point, we consider the frictionless version of the model. We maximize our expected returns while penalizing for the corresponding quadratic variations:

$$\bar{J}_T(\psi) = \frac{1}{T} \mathbb{E} \left[\int_0^T \left(\psi_t \mu_t - \frac{\gamma}{2} (\psi_t \sigma_t + \xi_t)^2 \right) dt \right], \tag{2.2}$$

over *admissible* strategies satisfying the integrability condition $\psi\sigma \in \mathbb{H}^2$ with respect to the given price process S with dynamics (2.1). Here, $\gamma > 0$ denotes our risk aversion.

As studied in [19, 24, 48], we trade off expected returns against the tracking error relative to the exogenous target position $-\xi/\sigma$. Indeed, also for a general stochastic volatility process, pointwise maximization of the goal functional (2.2) yields the agents' individually optimal strategies,

$$\bar{\varphi}_t = \frac{\mu_t}{\gamma \sigma_t^2} - \frac{\xi_t}{\sigma_t}, \quad t \in [0, T]. \tag{2.3}$$

In particular, we can write the dynamic of the frictionless strategy as

$$d\bar{\varphi}_t = \bar{b}_t dt + \bar{a}_t dW_t. \tag{2.4}$$

Remark 2.1. Recall that we require the expected return process to satisfy the no-arbitrage condition $\mu = \sigma\kappa$ for a market price of risk $\kappa \in \mathbb{H}^2$. By the Cauchy-Schwarz inequality, the admissibility condition $\psi\sigma \in \mathbb{H}^2$ therefore guarantees that

$$\mathbb{E} \left[\int_0^T |\psi_t \mu_t| dt \right] \leq \frac{1}{2} \mathbb{E} \left[\int_0^T |\psi_t \sigma_t|^2 dt \right] + \frac{1}{2} \mathbb{E} \left[\int_0^T |\kappa_t|^2 dt \right].$$

Also observe that the optimal strategy $\bar{\varphi}$ from (2.3) satisfies $\bar{\varphi}\sigma \in \mathbb{H}^2$ automatically:

$$\mathbb{E} \left[\int_0^T |\bar{\varphi}_t \sigma_t|^2 dt \right] = \mathbb{E} \left[\int_0^T \left| \frac{\mu_t}{\gamma \sigma_t} - \xi_t \right|^2 dt \right] \leq 2 \mathbb{E} \left[\int_0^T \left| \frac{\kappa_t}{\gamma} \right|^2 + |\xi_t|^2 dt \right] < \infty.$$

2.2 Frictional Preferences and Portfolio Management

With transaction costs, our portfolio management problem is no longer myopic, since the current portfolio is crucial to future investment decisions. A popular class of models originating from the optimal execution literature focuses on absolutely continuous trading strategies, cf. [3, 4],

$$\psi_t = \psi_{0-} + \int_0^t \dot{\psi}_u du, \quad t \geq 0,$$

and penalizes the trading rate $\dot{\psi}_t = d\psi_t/dt$ with an *instantaneous trading cost* $G_t(\dot{\psi}_t) = \lambda_t G(\dot{\psi}_t)$.

Portfolio choice problems for the most tractable quadratic specification $\lambda G(x) = \lambda x^2/2$ are analyzed in models by [5, 13, 25, 30, 43, 48]. In [10, 18, 31], single-agent models are solved for the more general power costs $\lambda G(x) = \lambda |x|^q/q$, $q \in (1, 2]$ proposed by [3]. Below, we will introduce the general smooth convex cost functions G as studied in [26, 29]:

Assumption 2.2. (i) The trading cost $G : \mathbb{R} \rightarrow \mathbb{R}_+$ is convex, symmetric, and strictly increasing on $[0, \infty)$, differentiable on $(0, \infty)$, and satisfies $G(0) = 0$;

(ii) The derivative G' is also strictly increasing and differentiable on $(0, \infty)$ with $G'(0) = 0$;

(iii) There exist constants $C > 0$, $K \geq 2$ and $x_0 > 0$ such that

$$|(G')^{-1}(x)| \leq C(1 + |x|^{K-1}) \text{ for all } x \in \mathbb{R}, \quad G''(x) \leq C \text{ for all } |x| > x_0.$$

Like in the partial-equilibrium model of [43], we allow the transaction cost to fluctuate randomly over time:

$$\lambda_t = \lambda \Lambda_t, \quad t \in [0, T]. \quad (2.5)$$

Here, the constant $\lambda > 0$ modulates the magnitude of the cost (this scaling parameter will be sent to zero in the small-cost asymptotics we consider in Section 3.3 below). The *strictly positive* stochastic processes $(\Lambda_t)_{t \in [0, T]}$ describes the fluctuations of liquidity over time, and allows to model “liquidity risk” as in [1], for example.

The frictional analogue of the mean-variance goal functional (2.2) is therefore

$$J_T(\psi) = \frac{1}{T} \mathbb{E} \left[\int_0^T \left(\psi_t \mu_t - \frac{\gamma}{2} (\sigma_t \psi_t + \xi_t)^2 - \lambda_t G(\dot{\psi}_t) \right) dt \right]. \quad (2.6)$$

To make sure all terms are well defined, we focus on *admissible* strategies that satisfy the same integrability condition $\psi \sigma \in \mathbb{H}^2$ as in the frictionless case, and whose expected trading costs are finite:

$$E \left[\int_0^T \lambda_t G(\dot{\psi}_t) dt \right] < \infty. \quad (2.7)$$

Moreover, we impose the transversality condition

$$\lim_{\sqrt{\lambda}/T \rightarrow 0} \frac{\lambda}{T^2} \mathbb{E} [\Lambda_T \sigma_T^2 \psi_T^2] = 0. \quad (2.8)$$

By strict convexity of the goal functional (2.2), optimality of a trading rate $\dot{\varphi}$ is equivalent to the first-order condition that the Gateaux derivative $\lim_{\rho \rightarrow 0} (J_T(\dot{\varphi} + \rho \dot{\eta}) - J_T(\dot{\varphi}))/\rho$ vanishes for *any* admissible perturbation η , cf. [23]:

$$0 = \mathbb{E}_t \left[\int_0^T \left(\mu_t \int_0^t \dot{\eta}_u du - \gamma (\sigma_u \varphi_u + \xi_u) \sigma_u \int_0^t \dot{\eta}_u du - \lambda_t G'(\dot{\varphi}_t) \dot{\eta}_t \right) dt \right].$$

As in [9], this can be rewritten using Fubini's theorem as

$$0 = \mathbb{E}_t \left[\int_0^T \left(\int_t^T (\mu_u - \gamma(\sigma_u \varphi_u + \xi_u) \sigma_u) du - \lambda_t G'(\dot{\varphi}_t) \right) \dot{\eta}_t dt \right].$$

Since this has to hold for *any* perturbation $\dot{\eta}_t$, the tower property of conditional expectation yields

$$\lambda_t G'(\dot{\varphi}_t) = \mathbb{E}_t \left[\int_t^T (\mu_u - \gamma(\sigma_u \varphi_u + \xi_u) \sigma_u) du \right] = M_t + \int_0^t (\gamma(\sigma_u \varphi_u + \xi_u) \sigma_u - \mu_u) du, \quad (2.9)$$

for a martingale $dM_t = Z_t dW_t$ that needs to be determined as part of the solution. Solving for the dynamics of the agents' optimal trading rates would introduce the dynamics of the trading costs. Accordingly, it is preferable to instead work with the marginal trading cost as the backward process that describes the optimal controls:

$$Y_t := \lambda_t G'(\dot{\varphi}_t), \quad (2.10)$$

and from (2.9) we can infer that $Y_T = 0$. With this notation, the corresponding trading rates are

$$\dot{\varphi}_t = (G')^{-1} \left(\frac{Y_t}{\lambda_t} \right).$$

Thus, the optimal position φ and the corresponding marginal trading costs Y in turn solve the nonlinear FBSDE

$$d\varphi_t = (G')^{-1} \left(\frac{Y_t}{\lambda_t} \right) dt, \quad \varphi_0 = \varphi_{0-}, \quad (2.11)$$

$$dY_t = (\gamma(\sigma_t \varphi_t + \xi_t) \sigma_t - \mu_t) dt + Z_t dW_t, \quad Y_T = 0. \quad (2.12)$$

For constant quadratic costs $\lambda x^2/2$ and constant volatility σ , this FBSDE becomes linear and can in turn be solved by reducing it to some standard Riccati equations [9, 13, 44]. For volatilities and quadratic costs that fluctuate randomly, these ODEs are replaced by a backward *stochastic* Riccati equation, compare [8, 40]. With nonlinear costs, no such simplifications are possible. In fact, the wellposedness of the system is generally unclear even for short time horizons since no Lipschitz condition for $(G')^{-1}$ is satisfied for costs of power form $G(x) = |x|^q/q$, $q \in (1, 2)$, for example.

Remark 2.3. Here, the analysis is focused on the optimal marginal trading costs Y instead of the optimal trading rates $\dot{\varphi}$, to avoid the potential extra requirement on the differentiability of $(G')^{-1}$. Moreover, this choice of backward component has linear dynamics, and absorb all the nonlinearity into the dynamic of the forward component, which makes our asymptotic analysis much easier and the numerical solution much more stable.

3 Asymptotics Results

In applications, sometimes we are more interested in the changes induced by transaction costs relative to the frictionless version of the model. To achieve this goal, we need to reparametrize the FBSDE system (2.11) - (2.12).

3.1 Reparametrization

To facilitate both the numerical and the analytical analysis of the system in Section 3.3 and Section 4, respectively, we define

$$\Delta\varphi_t := \varphi_t - \bar{\varphi}_t \quad (3.1)$$

for the difference between the frictional and frictionless positions, which we expect to vanish as the transaction costs tend to zero. In view of the dynamic (2.4) strategy $\bar{\varphi}$ in the frictionless market and the forward equation (2.11), this process has dynamics

$$d\Delta\varphi_t = \left((G')^{-1} \left(\frac{Y_t}{\lambda_t} \right) - \bar{b}_t \right) dt - \bar{a}_t dW_t, \quad \Delta\varphi_0 = \varphi_{0-} + \frac{\xi_0}{\sigma_0} - \frac{\mu_0}{\gamma\sigma_0^2}. \quad (3.2)$$

Accordingly, plugging (2.3) into (2.12), the backward process Y therefore becomes

$$dY_t = \gamma\sigma_t^2 \Delta\varphi_t dt + Z_t dW_t, \quad Y_T = 0. \quad (3.3)$$

When the transaction costs is considered to be quadratic, i.e. $G(x) = x^2/2$, the function $(G')^{-1}(x) = x$, and hence the forward equation (3.2) becomes *linear* with respect to the backward component Y , and hence existence and uniqueness can be established as in [21, 40], provided the coefficients satisfies certain regularities. However, for general function G satisfying Assumption (2.2), the generator for the forward component is not globally Lipschitz hence no general theory is available for the FBSDE system (3.2) - (3.3).

3.2 A Concrete Example

As already emphasized above, a general existence proof for the FBSDE system (3.2) - (3.3) remains a challenging open problem. Here, let us just briefly sketch how the nonlinear FBSDE (3.2) - (3.3) reduces to a nonlinear ODE, with the following assumptions on the market:

- Assumption 3.1.** (i) the frictionless strategy satisfies that $\bar{b}_t = 0$ and $\bar{a}_t = \bar{a}$;
- (ii) the volatility process of the stock price remain constant $\sigma > 0$ in the models with and without transaction costs;
- (iii) the cost parameter is constant ($\Lambda = 1$).

Under Assumption 3.1, the forward-backward system (3.2) - (3.3) in turn becomes autonomous,

$$d\Delta\varphi_t = (G')^{-1} \left(\frac{Y_t}{\lambda} \right) dt - \bar{a} dW_t, \quad \Delta\varphi_0 = \varphi_{0-} + \frac{\xi_0}{\sigma} - \frac{\mu_0}{\gamma\sigma^2}, \quad (3.4)$$

$$dY_t = \gamma\sigma^2 \Delta\varphi_t dt + Z_t dW_t, \quad Y_T = 0. \quad (3.5)$$

Now use the standard ansatz that the backward component Y_t should be a function $g(t, \Delta\varphi_t)$ of time and the forward component. Itô's formula and the dynamics of the forward component in turn yield:

$$dY_t = \left(\partial_t + (G')^{-1} \left(\frac{g}{\lambda} \right) \partial_x + \frac{\bar{a}^2}{2} \partial_{xx} \right) g(t, \Delta\varphi_t) dt - \bar{a} \partial_x g(t, \Delta\varphi_t) dW_t.$$

Comparing the drift rate to the BSDE (3.5), we therefore obtain the following semilinear PDE for the function $g(t, x)$:

$$\begin{cases} \partial_t g + (G')^{-1} \left(\frac{g}{\lambda} \right) \partial_x g + \frac{\bar{a}^2}{2} \partial_{xx} g = \gamma \sigma^2 x, & \text{in } x \in \mathbb{R}, t \in (0, T), \\ g(T, x) = 0, & \text{on } x \in \mathbb{R}. \end{cases} \quad (3.6)$$

When $G(x) = x^2/2$, we know that g have the explicit form as:

$$g(t, x) = -\sqrt{\gamma \sigma^2 \lambda} x \tanh \left(\sqrt{\frac{\gamma \sigma^2}{\lambda}} (T - t) \right). \quad (3.7)$$

In general, solving (3.6) is hard, letting alone having a solution explicitly. For the numerical solution of the PDE (3.6), however, it becomes incompatible with the zero terminal condition at maturity, which describes that trading slows down and eventually stops near the terminal time. For more general versions of the model, even the stationary boundary conditions in the space dimensions are not readily available and it is not clear how to paste them together with the terminal condition. Accordingly, it is not straightforward to solve the PDE (3.6) and its extensions using finite-difference schemes and the form of the PDE (3.6) can not fit in the deep-learning solver of [11].

Nevertheless, we can look at the problem in two folds. On the numerical aspect, as the development of deep-learning based algorithm, we can also solve the system through various different scheme, which we will discuss in details in Section 4. On the theoretical aspect, one can study the *asymptotic* limiting behavior as the trading horizon T goes to ∞ , which is discussed in the following section.

3.3 Asymptotically Optimal Trading Strategies

In this section, we establish the asymptotic optimal strategy $\dot{\varphi} = (\dot{\varphi}_t)_{t \in [0, T]}$ for the frictional mean-variance preference (2.6). For better readability, we introduce the optimal strategy under Assumption 3.1. The proof for the main approximation result is in Appendix A. We show that, under Assumption (3.1), the smallness assumption on the transaction costs level λ is a relative quantity with respect to the trading time horizon. We first introduce the following two ingredients for the asymptotic trading strategy.

A nonlinear ODE The first ingredient to cook up the strategy $\dot{\varphi}$ is the solution to a nonlinear ODE, which is also essential to the analysis of [26], Lemma 3.4 and the formal analysis of [49], Lemma 2.5.

Lemma 3.2. *Suppose the instantaneous trading cost G satisfies Assumption 2.2. Then the ordinary differential equation*

$$(G')^{-1} \left(\frac{g(x)}{\lambda} \right) g'(x) + \frac{\bar{a}^2}{2} g''(x) = \gamma \sigma^2 x. \quad (3.8)$$

has a unique solution g on \mathbb{R} such that $xg(x) \leq 0$ for all $x \in \mathbb{R}$. Moreover, g is odd, non-increasing on \mathbb{R} and g satisfies the growth conditions

$$\lim_{x \rightarrow -\infty} \frac{g(x)}{\lambda(G^*)^{-1}(\frac{\gamma \sigma^2}{2\lambda} x^2)} = 1, \quad \lim_{x \rightarrow +\infty} \frac{g(x)}{\lambda(G^*)^{-1}(\frac{\gamma \sigma^2}{2\lambda} x^2)} = -1, \quad (3.9)$$

where G^ is the Legendre transform of G .*

Remark 3.3. For finite time horizons T , the PDE (3.6) cannot be reduced to an ODE. If the time horizon T is large, then the solution should become stationary ($\partial_t g(t, x) \approx 0$). Such a stationary solution should in turn solve the following essential nonlinear ODE (3.8). Far from the terminal time T , it is natural to expect that the correct solution is still identified by the same growth condition in the space variable as (3.9).

For power functions $G(x) = |x|^q/q$, $q \in (1, 2]$, the Legendre transform is

$$G^*(x) = \sup_y \{xy - G(y)\} = x(G')^{-1}(x) - G((G')^{-1}(x)) = |x|^p/p,$$

where $p = q/(q - 1)$ is the conjugate of q . In this case, with proper inner and outer rescaling coefficients, (3.8) is exactly the *same* ODE which plays an important role in Lemma 19 and Lemma 21 in [31] and Lemma 3.1 in [18].

A fast mean-reverting SDE The second ingredient is the strong solution to a fast mean-reverting SDE.

Lemma 3.4. *Let g be the solution of the ODE (3.8) from Lemma 3.2. There exists a unique strong solution of the SDE*

$$d\Delta_t = (G')^{-1} \left(\frac{g(\Delta_t)}{\lambda} \right) dt - \bar{a} dW_t, \quad \Delta_0 = \varphi_{0-} + \frac{\xi_0}{\sigma} - \frac{\mu_0}{\gamma\sigma^2}. \quad (3.10)$$

Moreover, this process is a recurrent diffusion.

Remark 3.5. When $G(x) = x^2/2$, the solution to (3.8) is $g(x) = -\sqrt{\gamma\sigma^2\lambda}x$, and the dynamics (3.10) becomes

$$d\Delta_t = -\sqrt{\frac{\gamma\sigma^2}{\lambda}} \Delta_t dt - \bar{a} dW_t, \quad \Delta_0 = \varphi_{0-} + \frac{\xi_0}{\sigma} - \frac{\mu_0}{\gamma\sigma^2}, \quad (3.11)$$

which follows Ornstein-Uhlenbeck process in this case. In general, the requirement of $xg(x) \leq 0$ ensures that the dynamic (3.10) is indeed mean-reverting and converges to an ergodic limit.

With these two ingredients on hand, we now present our first results in the following theorem:

Theorem 3.6. *Let g be the solution to (3.8) and $(\Delta_t)_{t \geq 0}$ the solution to (3.10). Then under Assumption 2.2 and Assumption 3.1, for all competing admissible strategies $\dot{\psi}$, we have*

$$\sup_{\dot{\psi}} J_T(\dot{\psi}) = J_T \left((G')^{-1} \left(\frac{g(\Delta)}{\lambda} \right) \right) + O \left(\frac{\sqrt{\lambda}}{T} \right).$$

Theorem 3.6 shows that, under Assumption 3.1 the smallness is in fact on the quantity $\sqrt{\lambda}/T$, i.e. the smallness of λ is a relative quantity. When fluctuation in the transaction costs parameters or the frictionless strategy has a non-zero drift rate, the smallness is an absolute requirement on the liquidity level λ .

When the transaction costs is quadratic, i.e. $G(x) = x^2/2$, we can create the optimal strategy with the help of (3.7). Accordingly, the approximation can be made more precise, and we summarize the results as follows:

Corollary 3.7. For $G(x) = x^2/2$, define the optimal strategy

$$\dot{\varphi}_t = -\sqrt{\frac{\gamma\sigma^2}{\lambda}} \tanh\left(\sqrt{\frac{\gamma\sigma^2}{\lambda}}(T-t)\right) \left(\varphi_{0-} + \frac{\xi_0}{\sigma} - \frac{\mu_0}{\gamma\sigma^2} - \int_0^t \frac{\bar{a} dW_u}{\cosh\sqrt{\frac{\gamma\sigma^2}{\lambda}}(T-u)}\right). \quad (3.12)$$

Then Assumption 3.1, for all competing admissible strategies $\dot{\psi}$, we have

$$\sup_{\dot{\psi}} J_T(\dot{\psi}) = J_T(\dot{\varphi}) = J_T\left(-\sqrt{\frac{\gamma\sigma^2}{\lambda}}\Delta\right) + O\left(\frac{\lambda}{T}\right),$$

where Δ is the solution to (3.11).

4 Deep Learning-based Numerical Algorithms

A follow-up question is how well the asymptotic trading strategy in Theorem 3.6 works empirically. For practitioners, it is also crucial to get the optimal trading strategy numerically. Therefore, we need to develop efficient numerical methods to solve the optimization problem (2.6). With the development of GPUs and highly accurate machine learning models, the optimal hedging problems can be solved numerically by using learning-based algorithms. There are two numerical approaches to do so: numerically solving the FBSDE system (3.2) - (3.3) or directly targeting the goal functional (2.6). In this section, we present two deep learning-based numerical algorithms guided by these ideas.

A natural idea to start with is to solve the associated FBSDE system (3.2) - (3.3) or PDE (3.6) numerically. Since the dimension of the FBSDEs grows quickly with the number of assets and agents, and the boundary conditions are unclear, classical numerical methods such as finite differences fail to work. However, the learning-based algorithms can bypass the need to identify the correct boundary conditions and overcome the curse of dimensionality. The first learning-based introduced in Section 4.1 is the FBSDE solver, proposed in the spirit of the BSDE approach by Han, Jentzen, and E in [32]. The algorithm approximates the dependence of the backward components on the forward components by a deep neural network, and it solves the FBSDE through simulation and stochastic gradient descent methods. It can also handle higher-dimensional settings, e.g., random and time-varying transaction costs, returns, and volatility processes. In addition, the FBSDE solves can even solve equilibrium models as is used in [26]. FBSDE solver works very well when the time horizon is not too long, and the convergence of this method with respect to a special class of FBSDE systems is established in small time durations in [33]. However, the FBSDE solver does not scale well when the trading horizon or time discretization is large. In our example, with calibrated market parameters from [26], the FBSDE solver fails to converge if we consider a more than one trading year trading horizon (approximately 252 trading days). Furthermore, in some complicated cases, we cannot even characterize the optimal trading problem with a system of FBSDEs.

In order to overcome the difficulties mentioned above, we consider deep reinforcement learning framework that known as deep hedging in Section 4.2. The name for this type of algorithms comes from the groundbreaking *Deep Hedging* work of Buehler et.al. [14, 15]. Pioneered by [12, 35, 36, 45, 46, 47], various reinforcement learning algorithms are implemented and perform extremely successful in portfolio optimization problem with transaction costs. Reinforcement learning can even solve the Nash equilibria, see [16] for details. The key idea is to directly parametrize the optimal trading rate and optimize the discretized version of preference (2.6). Then, through stochastic gradient descent based algorithms and back-propagation, the reinforcement algorithm updates the parameters of the networks until a (local) optimizer is found (see [52] for a detailed introduction).

The organization of the rest of the section is as follows. First, we introduce the FBSDE solver in Section 4.1 and the deep hedging algorithm in Section 4.2. Then Section 4.3 implements both algorithms and applies them on numerical examples with quadratic and 3/2-th costs. Finally, the associated comparisons, achievements and limitations of both approaches are also discussed in Section 4.3.

4.1 FBSDE Solver

Let us describe the algorithm in more detail. The key observation is that the dynamic of the system (3.2) - (3.3) is pinned down if the volatility Z of the backward component Y is specified. Indeed, let us fix a time partition $0 = t_0 < \dots < t_N = T$, where $t_m = mT/N$ and $\Delta t = T/N$. Let $(\Delta W_m)_{m=0}^N$ be iid normally distributed random variables with mean zero and variance Δt . At time t_m , we have μ_{t_m} , σ_{t_m} and λ_{t_m} from the market and the endowment volatility ξ_{t_m} , the drift \bar{b}_{t_m} and volatility \bar{a}_{t_m} for the frictionless strategy of the agent. With $(\Delta W_m, \Delta \varphi_{t_m})$ as input for each time step, the discrete-time analogue of the forward update rule for the FBSDE system (3.2) - (3.3) becomes

$$Y_{t_{m+1}} = Y_{t_m} + \gamma \sigma_{t_m}^2 \Delta \varphi_{t_m} \Delta t + Z_{t_m} \Delta W_m, \quad (4.1)$$

$$\Delta \varphi_{t_{m+1}} = \Delta \varphi_{t_m} + \left((G')^{-1} \left(\frac{Y_{t_m}}{\lambda_{t_m}} \right) - \bar{b}_{t_m} \right) \Delta t - \bar{a}_{t_m} \Delta W_m. \quad (4.2)$$

Together with a guess for the initial values of the backward components, we can then simulate the system with a standard forward scheme and check whether it satisfies the terminal condition as $Y_T = 0$. Searching for the correct initial values is relatively straightforward. The more difficult challenge is parametrizing the “controls” Z – which are functions of time and the forward processes – and updating the corresponding initial guesses until the terminal condition is matched sufficiently well. In [32], Han, Jentzen, and E introduced the innovative way to parametrize Z . At each time point t_m , they parametrized Z_{t_m} with a (shallow) network structure F^{θ_m} , with time t_m value of the forward components as the inputs. Together with the guess of the initial value of the backward component, which we denote as Y_0^θ , the system can then be simulated forward in time. In this way, the shallow network structures are concatenated over time and becomes a deep neural network architecture, since the number of layers of the architecture and the number of parameters in the networks grows linearly in the number of discretization steps N . In other words, we input simulated Brownian paths into the deep network structure, and it outputs the terminal values of the backward components.

Our task is to update the parameters $\{Y_0^\theta, \theta_m, m = 0, \dots, N\}$ until the terminal conditions $Y_T = 0$ are matched sufficiently well. This iterative update of the network parameters is the essence of *machine learning* tasks. State-of-the-art performance is achieved through back-propagation and stochastic gradient descent-type algorithms, see [27] for more details.

Remark 4.1. Recall that there is no assumption on the dynamic of the market. Here, however, we need to mildly assume that we can simulate the return μ and volatilities σ , the drift \bar{b} and volatilities \bar{a} for the frictionless position $\bar{\varphi}$ from (2.4), as well as the endowment volatilities ξ .

Now, we focus on the parametrization of $\{Z_{t_m}\}_{m=0}^N$ within a function class $\{F^\theta : \theta \in \Theta\}$. A very popular class of functions in the machine learning community is the “singular activation function Rectified Linear Unit” (*ReLU*): $ReLU(x) = \max\{x, 0\}$. A popular class of approximation function F is the convolution of linear functions with *ReLU* activations. For the numerical experiments in Section 4.3, at each time t_m , the F^{θ_m} we use is a neural network with one hidden layer of 15 hidden units with batch normalization (BN), and that is

$$F^{\theta_m}(x) = w_{\theta_m}^2 \left(ReLU \left(BN \left(w_{\theta_m}^1 x + b_{\theta_m}^1 \right) \right) \right) + b_{\theta_m}^2.$$

Recall that with the Brownian motion W as a 1-dim process, and the forward component φ as a 1-dim vector, Z is also a 1-dim vector. $w_{\theta_m}^1 \in \mathbb{R}^{15 \times 2}$ and $b_{\theta_m}^1 \in \mathbb{R}^{15}$ are called the input *weights* and *biases* of the network, whereas $w_{\theta_m}^2 \in \mathbb{R}^{1 \times 15}$ and $b_{\theta_m}^2 \in \mathbb{R}^1$ are called the output *weights* and *biases* of the network. We summarize the structure of FBSDE solver in Algorithm 1 in Appendix B.1.

4.2 Deep Hedging Networks

Let us fix a time partition $0 = t_0 < \dots < t_N = T$, where $t_m = mT/N$ and $\Delta t = T/N$. Under this partition, the discretized version of the goal functional (2.6), becomes

$$J_T(\dot{\varphi}) = \frac{1}{N} \sum_{m=0}^N \left[\varphi_{t_m} \mu_{t_m} - \frac{\gamma}{2} (\sigma_{t_m} \varphi_{t_m} + \xi_{t_m})^2 - \lambda_{t_m} G(\dot{\varphi}_{t_m}) \right], \quad (4.3)$$

where φ follows the discretized version of update process

$$\varphi_{t_{m+1}} = \varphi_{0-} + \sum_{k=0}^m \dot{\varphi}_{t_k} \Delta t = \varphi_{t_m} + \dot{\varphi}_{t_m} \Delta t.$$

At each time point t_m , we directly parametrize the trading strategy $\dot{\varphi}_{t_m}$ using a (comparatively shallow) network F^{θ_m} . For the numerical experiments in Section 4.3, the neural network we use has three hidden layers with 10, 15 and 10 hidden units, respectively. We also implement the batch normalization (BN) at each hidden layer and that is:

$$F^{\theta_m}(x) = w_{\theta_m}^4 \left(F_3^{\theta_m} \left(F_2^{\theta_m} \left(F_1^{\theta_m}(x) \right) \right) \right) + b_{\theta_m}^4,$$

where for layer $l = 1, 2, 3$, we have that

$$F_l^{\theta_m}(x) = \text{ReLU} \left(\text{BN} \left(w_{\theta_m}^l x + b_{\theta_m}^l \right) \right).$$

Recall that with time t as a real number, the Brownian motion W as a 1-dim process, and the forward component φ as a 1-dim vector, $\dot{\varphi}$ is also a 1-dim vector. $w_{\theta_m}^1 \in \mathbb{R}^{10 \times 3}$ and $b_{\theta_m}^1 \in \mathbb{R}^{10}$ are called the input *weights* and *biases* of the network, and $w_{\theta_m}^2 \in \mathbb{R}^{15 \times 10}$, $b_{\theta_m}^2 \in \mathbb{R}^{15}$, $w_{\theta_m}^3 \in \mathbb{R}^{10 \times 15}$ and $b_{\theta_m}^3 \in \mathbb{R}^{10}$ are called the hidden *weights* and *biases*, whereas $w_{\theta_m}^4 \in \mathbb{R}^{1 \times 10}$ and $b_{\theta_m}^4 \in \mathbb{R}^1$ are called the output *weights* and *biases* of the network. We summarize the deep hedging algorithm in Algorithm 2 in Appendix B.2.

4.3 Experiments and Comparison Results

In this section, the FBSDE solver algorithms described in 4.1 and the deep hedging algorithm described in 4.2 are implemented. To illustrate the performance of the FBSDE solver, the deep hedging algorithm, and the asymptotic formula from Theorem 3.6, we consider two calibrated models under Assumption 3.1: a quadratic transaction costs model, and a general power costs model with elastic parameter $q = 3/2$. In all experiments, the parameters are from the calibration of real-world time series data in [26]. The agent's risk aversion is set to be $\gamma = 1.66 \times 10^{-13}$, the total shares outstanding in the market is $s = 2.46 \times 10^{11}$, and the stock return is $\mu = \frac{1}{2}\gamma\sigma^2$ with the stock volatility is $\sigma = 1.88$. The implementation details and codes can be found here: <https://github.com/InnerPeas/ML-for-Transaction-Costs/blob/main/README.md>.

Quadratic Transaction Costs $G(x) = x^2/2$. We first consider the model under Assumption 3.1, with $G(x) = x^2/2$. According to Corollary 3.7, the optimal trading is given by (3.12). The parameters are taken from the calibrations from Section 5 in [26], where under quadratic costs the endowment volatility parameter $\xi = 2.19 \times 10^{10}$ and the liquidity level parameter is $\lambda = 1.08 \times 10^{-10}$. With the trading horizon $T = 10, 21, 42, 252$, the performance of both learning methods and the leading order approximation are summarized in Table 1 - 4 and illustrated in Figure 1 - 4.

When the trading horizon is relatively short (< 42 trading days), we can see that the performance of the FBSDE solver is the closest to the ground truth path-wisely, see Figure 1 - 3. However, when the trading horizon is as large as one trading year, the FBSDE solver fails to converge.

On the other hand, the performance of the deep hedging algorithm with longer time horizons is better than the FBSDE solver. Especially it can still converge once the hyperparameters are appropriately tuned, as illustrated in Figure 4 and Table 4. However, we can see that under-fitting phenomena exist, and it becomes more and more severe as the trading horizon increases from $T = 10$ to $T = 252$ while time discretization $N = 168$ remains the same. To achieve state-of-art performance, we choose the time discretization as $N = 252$ when $T = 252$.

Finally, we are looking at the performance of the leading order asymptotic approximation from Theorem 3.6. From the mean squared error of $\dot{\varphi}_T/s$ in the last column of Table 1 - 4, we can see that shortly around the terminal time, the leading order approximation diverges substantially from 0. This observation is consistent with the figures of $\dot{\varphi}$ and φ as in Figure 1 - 4. In other words, we are giving up the performance at the very end of the trading horizon to get an overall near-optimal performance without spending hours or days on tuning the hyperparameters in the machine learning algorithms.

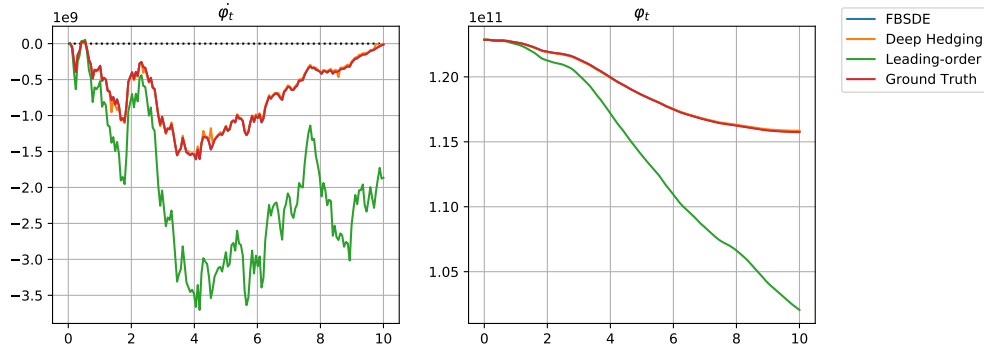


Figure 1: Optimal trading rates $\dot{\varphi}$ (left panel) and optimal positions φ (right panel) for trading horizon $T = 10$ days with calibrated parameters under quadratic costs.

Method (discretization=168)	$J_T(\dot{\varphi}) \pm \text{std}$	$\mathbb{E}[\dot{\varphi}_T ^2/s^2]$
Deep Hedging	$4.25 \times 10^9 \pm 1.52 \times 10^9$	2.57×10^{-10}
FBSDE Solver	$4.25 \times 10^9 \pm 1.52 \times 10^9$	1.96×10^{-9}
Leading Order Approximation	$4.18 \times 10^9 \pm 1.53 \times 10^9$	6.33×10^{-5}
Ground Truth	$4.25 \times 10^9 \pm 1.52 \times 10^9$	1.96×10^{-9}

Table 1: Expectation and standard deviation of preference J_T , and mean squared error of $\dot{\varphi}_T/s$ for trading horizon $T = 10$ days with calibrated parameters under quadratic costs.

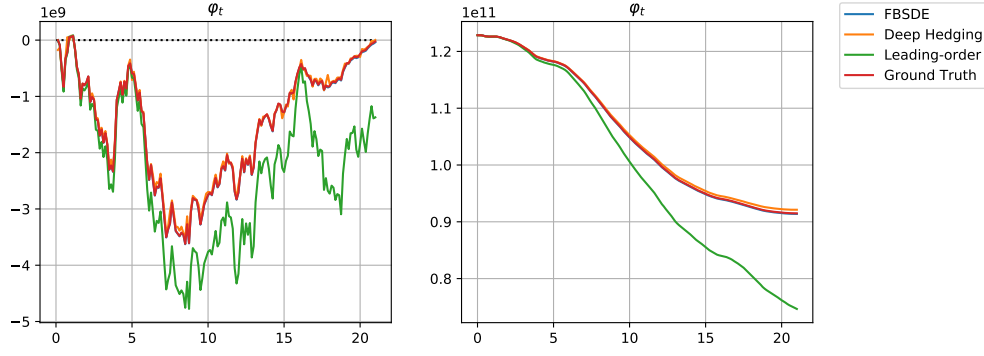


Figure 2: Optimal trading rates $\dot{\varphi}$ (left panel) and optimal positions φ (right panel) for trading horizon $T = 21$ days with calibrated parameters under quadratic costs.

Method (discretization=168)	$J_T(\dot{\varphi}) \pm \text{std}$	$\mathbb{E}[\dot{\varphi}_T ^2/s^2]$
Deep Hedging	$4.13 \times 10^9 \pm 2.20 \times 10^9$	3.62×10^{-9}
FBSDE Solver	$4.11 \times 10^9 \pm 2.20 \times 10^9$	1.61×10^{-8}
Leading Order Approximation	$4.06 \times 10^9 \pm 2.21 \times 10^9$	7.89×10^{-5}
Ground Truth	$4.13 \times 10^9 \pm 2.20 \times 10^9$	1.25×10^{-8}

Table 2: Expectation and standard deviation of preference J_T , and mean squared error of $\dot{\varphi}_T/s$ for trading horizon $T = 21$ days with calibrated parameters under quadratic costs.

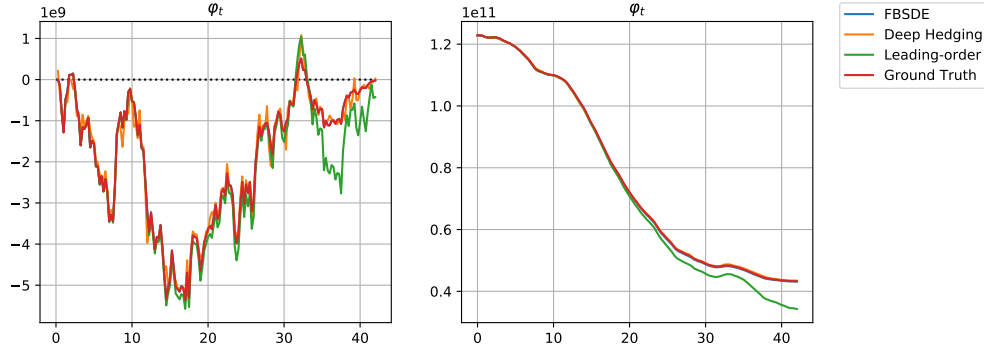


Figure 3: Optimal trading rates $\dot{\varphi}$ (left panel) and optimal positions φ (right panel) for trading horizon $T = 42$ days with calibrated parameters under quadratic costs.

Method (discretization=168)	$J_T(\dot{\varphi}) \pm \text{std}$	$\mathbb{E}[\dot{\varphi}_T ^2/s^2]$
Deep Hedging	$4.02 \times 10^9 \pm 3.10 \times 10^9$	2.25×10^{-7}
FBSDE Solver	$4.02 \times 10^9 \pm 3.10 \times 10^9$	5.46×10^{-8}
Leading Order Approximation	$3.98 \times 10^9 \pm 3.10 \times 10^9$	8.27×10^{-5}
Ground Truth	$4.02 \times 10^9 \pm 3.10 \times 10^9$	5.39×10^{-8}

Table 3: Expectation and standard deviation of preference J_T , and mean squared error of $\dot{\varphi}_T/s$ for trading horizon $T = 42$ days with calibrated parameters under quadratic costs.

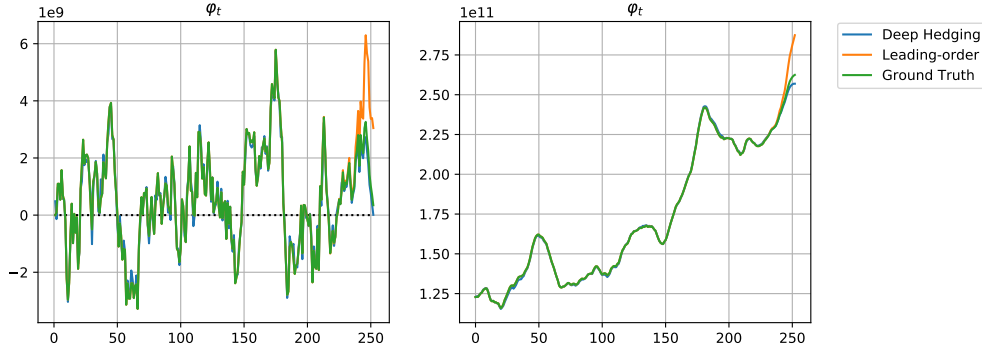


Figure 4: Optimal trading rates $\dot{\varphi}$ (left panel) and optimal positions φ (right panel) for trading horizon $T = 252$ days with calibrated parameters under quadratic costs.

Method (discretization=252)	$J_T(\dot{\varphi}) \pm \text{std}$	$\mathbb{E}[\dot{\varphi}_T ^2/s^2]$
Deep Hedging	$3.91 \times 10^9 \pm 7.51 \times 10^9$	6.76×10^{-8}
FBSDE Solver	NaN	NaN
Leading Order Approximation	$3.89 \times 10^9 \pm 7.51 \times 10^9$	8.70×10^{-5}
Ground Truth	$3.90 \times 10^9 \pm 7.51 \times 10^9$	7.94×10^{-7}

Table 4: Expectation and standard deviation of preference J_T , and mean squared error of $\dot{\varphi}_T/s$ for trading horizon $T = 252$ days with calibrated parameters under quadratic costs.

Power Transaction Costs $G(x) = |x|^q/q$ with $q=\frac{3}{2}$. The analogous experiments for power costs with $q = 3/2$ are also done with calibrated parameters from Section 5 in [26], where the endowment volatility is $\xi_{1.5} = 2.33 \times 10^{10}$ and liquidity level $\lambda_{1.5} = 5.22 \times 10^{-6}$. In the general superlinear power transaction costs case, i.e. $G(x) = |x|^q/q$ with $q \in (1, 2)$, the ground truth is no longer available in closed form. Nevertheless, we can still compare the numerical results from the machine learning algorithms and our leading order asymptotic results.

With the dynamics of the system being nonlinear, the FBSDE solver converges on shorter trading horizons, i.e., $T < 21$ trading days, shown in Figure 5 - 6 and Table 5 - 6. When the trading horizon is large, i.e., $T \geq 42$ days, the FBSDE solver fails to converge. The deep hedging algorithm obtains similar results as the FBSDE solver, shown in Figure 5 - 6 and Table 5 - 6. The deep hedging algorithm can still work with longer trading horizons when the FBSDE solver fails to converge, see Figure 7 - 8 and Table 7 - 8. Again, as the trading horizon increases, the performance of the leading order approximation is getting closer to the optimal results learnt by the machine learning algorithm, which justifies the approximation result of Theorem 3.6 empirically.

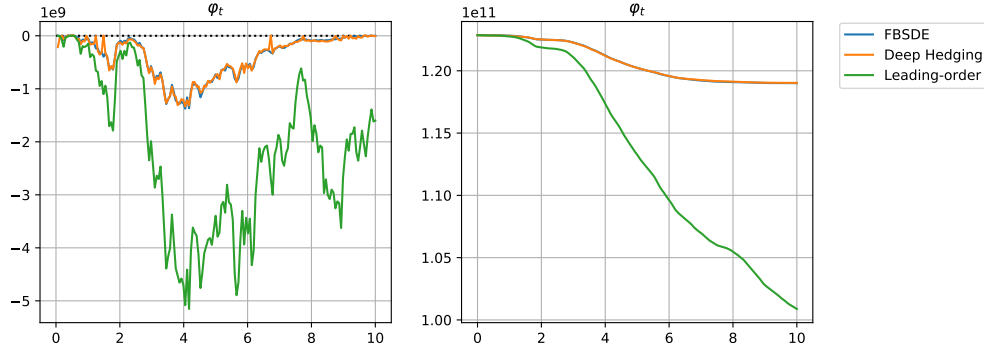


Figure 5: Optimal trading rates $\dot{\varphi}$ (left panel) and optimal positions φ (right panel) for trading horizon $T = 10$ days with calibrated parameters under $q = 3/2$ costs.

Method (discretization=168)	$J_T(\dot{\varphi}) \pm \text{std}$	$\mathbb{E}[\dot{\varphi}_T ^2/s^2]$
Deep Hedging	$4.22 \times 10^9 \pm 1.62 \times 10^9$	3.22×10^{-10}
FBSDE Solver	$4.22 \times 10^9 \pm 1.62 \times 10^9$	1.67×10^{-10}
Leading Order Approximation	$4.11 \times 10^9 \pm 1.64 \times 10^9$	8.76×10^{-5}

Table 5: Expectation and standard deviation of preference J_T , and mean squared error of $\dot{\varphi}_T/s$ for trading horizon $T = 10$ days with calibrated parameters under $q = 3/2$ costs.

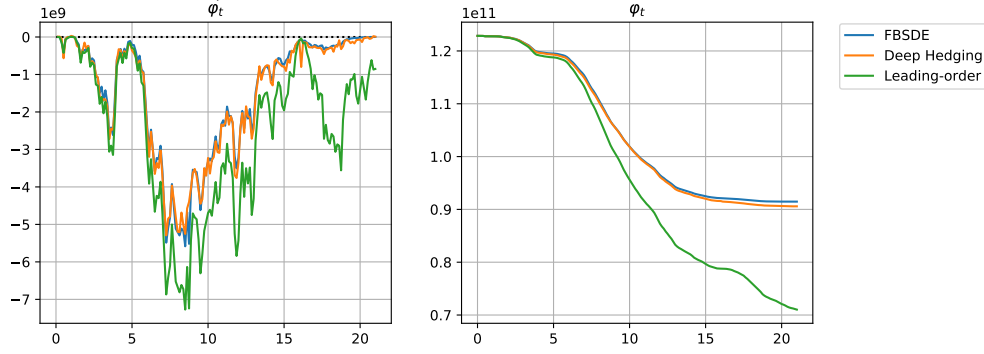


Figure 6: Optimal trading rates $\dot{\varphi}$ (left panel) and optimal positions φ (right panel) for trading horizon $T = 21$ days with calibrated parameters under $q = 3/2$ costs.

Method (discretization=168)	$J_T(\dot{\varphi}) \pm \text{std}$	$\mathbb{E}[\dot{\varphi}_T ^2/s^2]$
Deep Hedging	$4.05 \times 10^9 \pm 2.35 \times 10^9$	2.35×10^{-9}
FBSDE Solver	$4.05 \times 10^9 \pm 2.35 \times 10^9$	3.91×10^{-9}
Leading Order Approximation	$3.97 \times 10^9 \pm 2.35 \times 10^9$	1.09×10^{-4}

Table 6: Expectation and standard deviation of preference J_T , and mean squared error of $\dot{\varphi}_T/s$ for trading horizon $T = 21$ days with calibrated parameters under $q = 3/2$ costs.

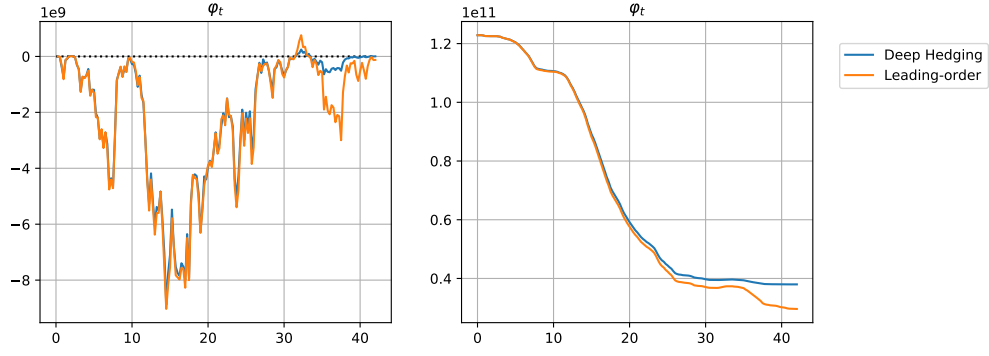


Figure 7: Optimal trading rates $\dot{\varphi}$ (left panel) and optimal positions φ (right panel) for trading horizon $T = 42$ days with calibrated parameters under $q = 3/2$ costs.

Method (discretization=168)	$J_T(\dot{\varphi}) \pm \text{std}$	$\mathbb{E}[\dot{\varphi}_T ^2/s^2]$
Deep Hedging	$3.93 \times 10^9 \pm 3.29 \times 10^9$	1.28×10^{-8}
FBSDE Solver	NaN	NaN
Leading Order Approximation	$3.88 \times 10^9 \pm 3.30 \times 10^9$	1.12×10^{-4}

Table 7: Expectation and standard deviation of preference J_T , and mean squared error of $\dot{\varphi}_T/s$ for trading horizon $T = 42$ days with calibrated parameters under $q = 3/2$ costs.

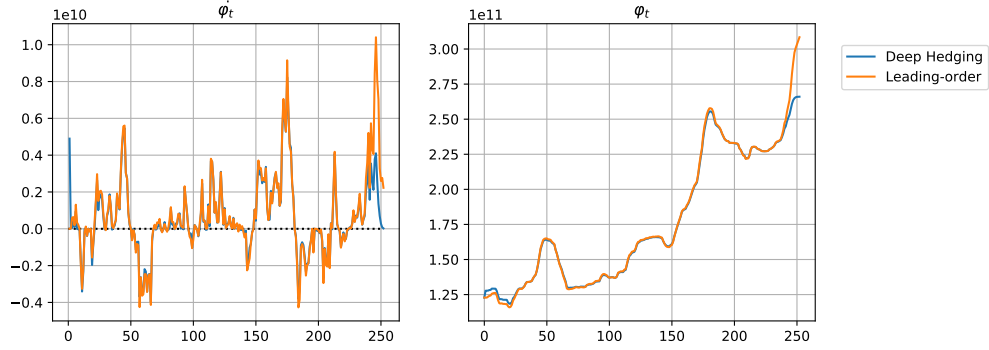


Figure 8: Optimal trading rates $\dot{\varphi}$ (left panel) and optimal positions φ (right panel) for trading horizon $T = 252$ days with calibrated parameters under $q = 3/2$ costs.

Method (discretization=252)	$J_T(\dot{\varphi}) \pm \text{std}$	$\mathbb{E}[\dot{\varphi}_T ^2/s^2]$
Deep Hedging	$3.81 \times 10^9 \pm 7.99 \times 10^9$	9.27×10^{-9}
FBSDE Solver	NaN	NaN
Leading Order Approximation	$3.81 \times 10^9 \pm 7.99 \times 10^9$	1.16×10^{-4}

Table 8: Expectation and standard deviation of preference J_T , and mean squared error of $\dot{\varphi}_T/s$ for trading horizon $T = 252$ days with calibrated parameters under $q = 3/2$ costs.

5 Conclusion and Looking-forward

This paper studies the optimal hedging problems in frictional markets with general convex transaction costs on the trading rates. Under the smallness assumption on the magnitude of the transaction costs, the leading order approximation of the optimal trading speed can be identified through the solution to a nonlinear SDE. Models with arbitrary state dynamics generally lead to a nonlinear FBSDE system, but we can still solve the optimization numerically through learning-based algorithms. We implement the FBSDE solver and the deep hedging algorithms and compare their performances with the leading order approximation. The leading-order approximation works well under long trading horizons, while it deviates from the ground truth by a significant amount only shortly before maturity. On the other hand, the FBSDE only performs well under short trading horizons, while it has trouble converging in long trading horizons. In contrast, the deep hedging algorithm has stable and reliable performance for both short and long trading horizons, while tuning the parameters in the deep hedging algorithm can become inefficient when the model has more sophisticated dynamics. This work is also a preliminary documents for learning-based numerical solution to frictional equilibrium models.

A Proof of Section 3.3

The proof of Lemma 3.2 follows the same procedure as the proof of Lemma 3.4 in [26], and Lemma 3.4 follows the same procedure as the proof of Lemma 3.5 in [26].

Here we provide some auxiliary results on the function g from (3.8).

Corollary A.1. *Let g be the solution to (3.8) on \mathbb{R} with $xg(x) \leq 0$. Then the following holds:*

1. *There exists a constant $C_G > 0$ that only depends on G such that for all $x \in \mathbb{R}$,*

$$|g(x)| \leq C_G \sqrt{\lambda} \left(\sqrt{\lambda} + \sqrt{\gamma \sigma^2} |x| \right). \quad (\text{A.1})$$

2. *There exists a constant $K_G > 0$ that only depends on G such that for all $x \in \mathbb{R}$,*

$$|g'(x)| \leq \sqrt{\gamma \sigma^2 \lambda} K_G. \quad (\text{A.2})$$

Proof of Theorem 3.6. With the strategy, we write

$$\hat{\varphi}_t = \varphi_{0-} + \int_0^t (G')^{-1} \left(\frac{g(\Delta_u)}{\lambda} \right) du = \varphi_{0-} + \bar{\varphi}_t + \Delta_t - \left(\frac{\mu_0}{\gamma \sigma^2} - \frac{\xi_0}{\sigma} + \Delta_0 \right) = \bar{\varphi}_t + \Delta_t,$$

hence with (2.3), we have

$$\gamma \sigma^2 \Delta_t = \gamma \sigma^2 (\hat{\varphi}_t - \bar{\varphi}_t) = \gamma \sigma (\sigma \hat{\varphi}_t + \xi_t) - \mu_t. \quad (\text{A.3})$$

Consider a competing admissible strategy ψ and, to ease notation, set

$$\dot{\theta}_t = \dot{\psi}_t - (G')^{-1} \left(\frac{g(\Delta_t)}{\lambda} \right), \quad \text{so that} \quad \theta_t = \int_0^t \dot{\psi}_u - (G')^{-1} \left(\frac{g(\Delta_u)}{\lambda} \right) du = \psi_t - \hat{\varphi}_t.$$

Equation (A.3) and the convexity of G yield

$$\begin{aligned}
& J_T(\dot{\psi}) - J_T\left((G')^{-1}\left(\frac{g(\Delta)}{\lambda}\right)\right) \\
&= \frac{1}{T}\mathbb{E}\left[\int_0^T \theta_t \mu_t - \frac{\gamma}{2}\theta_t(\psi_t \sigma + \hat{\varphi}_t \sigma + 2\xi_t)\sigma + \lambda\left(G\left((G')^{-1}\left(\frac{g(\Delta_t)}{\lambda}\right)\right) - G(\dot{\psi}_t)\right) dt\right] \\
&\leq \frac{1}{T}\mathbb{E}\left[\int_0^T -\frac{1}{2}\gamma(\theta_t \sigma)^2 + \theta_t(\mu_t - \gamma(\hat{\varphi}_t \sigma + \xi_t)\sigma) + \lambda G'\left((G')^{-1}\left(\frac{g(\Delta_t)}{\lambda}\right)\right)\left((G')^{-1}\left(\frac{g(\Delta_t)}{\lambda}\right) - \dot{\psi}_t\right) dt\right] \\
&= \frac{1}{T}\mathbb{E}\left[\int_0^T -\frac{1}{2}\gamma(\theta_t \sigma)^2 - \gamma\theta_t \sigma^2 \Delta_t - g(\Delta_t)\dot{\theta}_t dt\right]. \tag{A.4}
\end{aligned}$$

We now analyze the terms on the right-hand side of (A.4). The dynamics (3.10) of Δ_t , Itô's formula, and the ODE (3.8) for g imply

$$dg(\Delta_t) = \left(g'(\Delta_t)(G')^{-1}\left(\frac{g(\Delta_t)}{\lambda}\right) + \frac{\bar{a}^2}{2}g''(\Delta_t)\right) dt - \bar{a}g'(\Delta_t)dW_t = \gamma\sigma^2\Delta_t dt - \bar{a}g'(\Delta_t)dW_t. \tag{A.5}$$

Integration by parts and the dynamics (A.5) in turn yield

$$d[\theta_t g(\Delta_t)] = \left(\dot{\theta}_t g(\Delta_t) + \gamma\theta_t \sigma^2 \Delta_t\right) dt - \bar{a}\theta_t g'(\Delta_t)dW_t. \tag{A.6}$$

Here, the local martingale part is a true martingale. Indeed, by Hölder's inequality, the integrability condition $\psi\sigma \in \mathbb{H}^2$ and the boundedness of g' established in Corollary A.1,

$$\mathbb{E}\left[\int_0^t |\theta_u g'(\Delta_u)|^2 du\right] \leq \gamma\sigma^2 \lambda K_G^2 \mathbb{E}\left[\int_0^t \theta_u^2 du\right] < \infty.$$

Also taking into account that

$$|g(\Delta_t)| \leq \sqrt{\gamma\sigma^2 \lambda} C_G |\Delta_t| + \lambda C_G,$$

we can therefore use (A.6) to replace the second and the third terms on the right-hand side of (A.4), obtaining

$$J_T(\dot{\psi}) - J_T(\dot{\varphi}) \leq -\frac{1}{T}\mathbb{E}[g(\Delta_T)\theta_T] - \mathbb{E}\left[\int_0^T \frac{\gamma}{2}(\theta_t \sigma)^2 dt\right].$$

The Cauchy-Schwartz inequality yields

$$\begin{aligned}
|\mathbb{E}[g(\Delta_T)\theta_T]| &\leq (\mathbb{E}[g(\Delta_T)^2]\mathbb{E}[\theta_T^2])^{1/2} \\
&\leq (\mathbb{E}[2g(\Delta_T)^2](\mathbb{E}[(\psi_T)^2] + \mathbb{E}[(\varphi_T)^2]))^{1/2} \\
&\leq 2C_G\sqrt{\lambda}(\mathbb{E}[(\psi_T)^2] + \mathbb{E}[(\varphi_T)^2])^{1/2}(\gamma\sigma^2\mathbb{E}[|\Delta_t|^2] + \lambda)^{1/2}.
\end{aligned}$$

Moreover, it follows that $\mathbb{E}[|\varphi_T|^2] = \mathbb{E}[|\Delta_T|^2] \leq \sup_{T \geq 0} \mathbb{E}[|\Delta_T|^2] < \infty$. Together with the transversality condition (2.8), it follows that

$$\frac{1}{T}|\mathbb{E}[g(\Delta_T)\theta_T]| \leq \frac{2C_G\sqrt{\lambda}}{T}(\mathbb{E}[(\psi_T)^2] + \mathbb{E}[(\varphi_T)^2])^{1/2}(\gamma\sigma^2\mathbb{E}[|\Delta_t|^2] + \lambda) = O\left(\frac{\sqrt{\lambda}}{T}\right).$$

Therefore, the trading rate $\dot{\varphi}$ is indeed asymptotically optimal as:

$$\begin{aligned} \limsup_{\sqrt{\lambda}/T \rightarrow 0} J_T(\dot{\varphi}) - J_T(\dot{\varphi}) &\leq \limsup_{\sqrt{\lambda}/T \rightarrow 0} \frac{1}{T} \left[-\mathbb{E}[g(\Delta_T)\theta_T] - \mathbb{E} \left[\int_0^T \frac{\gamma}{2} (\theta_t \sigma)^2 dt \right] \right] \\ &= - \lim_{\sqrt{\lambda}/T \rightarrow 0} \frac{1}{T} \mathbb{E}[g(\Delta_T)\theta_T] + \limsup_{\sqrt{\lambda}/T \rightarrow 0} \frac{1}{T} \mathbb{E} \left[- \int_0^T \frac{\gamma}{2} (\theta_t \sigma)^2 dt \right] \leq 0. \end{aligned}$$

□

B Algorithms

B.1 Algorithm for FBSDE Solver

Algorithm 1: Training Procedure of FBSDE Solver	
	Data: $\Delta\varphi_{t_0}^\theta = \varphi_{0-} + \frac{\xi_0}{\sigma_0} - \frac{\mu_0}{\gamma\sigma_0^2}$, $W_{t_0} = 0$, γ , dynamic of processes μ , σ , λ , ξ , \bar{b} and \bar{a} ;
1	initialization of parameters $\{Y_0^\theta, \theta_m, m = 0, \dots, N\}$, $m = 0$, $Y_{t_0}^\theta = Y_0^\theta$;
2	while $epoch \leq Epoch$ do
3	sample ΔW , $batch_size \times N$ iid Gaussian random variables with variance Δt ;
4	while $m < N$ do
5	$Z_{t_m}^\theta = F^{\theta_m}(W_{t_m}, \Delta\varphi_{t_m}^\theta)$;
6	$Y_{t_{m+1}}^\theta = Y_{t_m}^\theta + \gamma\sigma_{t_m}^2 \Delta\varphi_{t_m}^\theta \Delta t + Z_{t_m}^\theta \Delta W_m$;
7	$\Delta\varphi_{t_{m+1}}^\theta = \Delta\varphi_{t_m}^\theta + (G')^{-1} \left(\frac{Y_{t_m}^\theta}{\lambda_{t_m}} \right) \Delta t - \bar{b}_{t_m} \Delta t - \bar{a}_{t_m} \Delta W_m$;
8	$W_{t_{m+1}} = W_{t_m} + \Delta W_m$;
9	$m++$;
10	end
11	Output $Y_T^\theta = Y_{t_N}^\theta$;
12	Loss = $\ Y_T^\theta\ ^2 / batch_size$;
13	Calculate the gradient of Loss with respect to θ ;
14	Back propagate updates for $\{Y_0^\theta, \theta_m, m = 0, \dots, N\}$ via Adam;
15	epoch ++;
16	end
17	return: (local) optimizer $\theta^* = \{Y_0^{\theta^*}, \theta_m^*, m = 0, \dots, N\}$.

B.2 Algorithm for Deep Hedging

Algorithm 2: Training Procedure of Deep Hedging Algorithm	
	Data: $\varphi_{t_0}^\theta = \varphi_{0-}$, $W_{t_0} = 0$, γ , dynamic of processes μ , σ , λ and ξ
1	initialization of parameters $\{\theta_m, m = 0, \dots, N\}$, $m = 0$;
2	while $epoch \leq Epoch$ do
3	sample ΔW , $batch_size \times N \times d$ iid Gaussian random variables with variance Δt ;
4	while $m < N$ do
5	$\dot{\varphi}_{t_m}^\theta = F^{\theta_m}(t_m, W_{t_m}, \varphi_{t_m}^\theta)$;
6	$\varphi_{t_{m+1}}^\theta = \dot{\varphi}_{t_m}^\theta \Delta t + \varphi_{t_m}^\theta$;
7	$W_{t_{m+1}} = W_{t_m} + \Delta W_m$;
8	$m++$;
9	end
10	$Loss = -\sum_{m=0}^N \left[\varphi_{t_m}^\theta \mu_{t_m} - \frac{\gamma}{2} (\sigma_{t_m} \varphi_{t_m}^\theta + \xi_{t_m})^2 - \lambda_{t_m} G(\dot{\varphi}_{t_m}^\theta) \right] / (N \times batch_size)$;
11	Calculate the gradient of Loss with respect to θ ;
12	Back propagate updates for $\{\theta_m, m = 0, \dots, N\}$ via Adam (switch to SGD when fine tuning);
13	epoch ++;
14	end
15	return: (local) optimizer $\theta^* = \{\theta_m^*, m = 0, \dots, N\}$

References

- [1] V. V. Acharya and L. H. Pedersen. Asset pricing with liquidity risk. *J. Financ. Econ.*, 77(2):375–410, 2005.
- [2] L. Ahrens. On using shadow prices for the asymptotic analysis of portfolio optimization under proportional transaction costs. 2015.
- [3] R. F. Almgren. Optimal execution with nonlinear impact functions and trading-enhanced risk. *Appl. Math. Finance*, 10(1):1–18, 2003.
- [4] R. F. Almgren and N. Chriss. Optimal execution of portfolio transactions. *J. Risk*, 3:5–40, 2001.
- [5] R. F. Almgren and T. M. Li. Option hedging with smooth market impact. *Market Microstructure Liq.*, 2(1), 2016.
- [6] R. F. Almgren, C. Thum, E. Hauptmann, and H. Li. Direct estimation of equity market impact. *RISK*, July, 2005.
- [7] Y. Amihud, H. Mendelson, and L. H. Pedersen. Liquidity and asset prices. *Foundations and Trends in Finance*, 1(4):269–364, 2006.
- [8] S. Ankirchner and T. Kruse. Optimal position targeting with stochastic linear–quadratic costs. *Banach Center Publ.*, 104(1):9–24, 2015.
- [9] P. Bank, H. M. Soner, and M. Voß. Hedging with temporary price impact. *Math. Fin. Econ.*, 11(2):215–239, 2017.
- [10] E. Bayraktar, T. Cayé, and I. Ekren. Asymptotics for small nonlinear price impact: a PDE homogenization approach to the multidimensional case. *Math. Finance*, to appear, 2018.
- [11] C. Beck, M. Hutzenthaler, A. Jentzen, and B. Kuckuck. An overview on deep learning-based approximation methods for partial differential equations. *arXiv preprint arXiv:2012.12348*, 2020.
- [12] S. Becker, P. Cheridito, and A. Jentzen. Deep optimal stopping. *Journal of Machine Learning Research*, 20:74, 2019.
- [13] B. Bouchard, M. Fukasawa, M. Herdegen, and J. Muhle-Karbe. Equilibrium returns with transaction costs. *Finance Stoch.*, 22(3):569–601, 2018.
- [14] H. Buehler, L. Gonon, J. Teichmann, and B. Wood. Deep hedging. *Quantitative Finance*, 19(8):1271–1291, 2019.

- [15] H. Buehler, L. Gonon, J. Teichmann, B. Wood, B. Mohan, and J. Kochems. Deep hedging: hedging derivatives under generic market frictions using reinforcement learning. *Swiss Finance Institute Research Paper*, (19-80), 2019.
- [16] P. Casgrain, B. Ning, and S. Jaimungal. Deep q-learning for nash equilibria: Nash-dqn. *arXiv preprint arXiv:1904.10554*, 2019.
- [17] T. Cayé, M. Herdegen, and J. Muhle-Karbe. Trading with small nonlinear price impact. *Ann. Appl. Probab.*, to appear, 2018.
- [18] T. Cayé, M. Herdegen, and J. Muhle-Karbe. Trading with small nonlinear price impact. *Ann. Appl. Probab.*, to appear, 2019.
- [19] J. H. Choi and K. Larsen. Taylor approximation of incomplete Radner equilibrium models. *Finance Stoch.*, 19(3):653–679, 2015.
- [20] J. De Lataillade, C. Deremble, M. Potters, and J.-P. Bouchaud. Optimal trading with linear costs. *RISK*, 1(3):2047–1246, 2012.
- [21] F. Delarue. On the existence and uniqueness of solutions to fbsdes in a non-degenerate case. *Stochastic processes and their applications*, 99(2):209–286, 2002.
- [22] B. Dumas and E. Luciano. An exact solution to a dynamic portfolio choice problem under transactions costs. *J. Finance*, 46(2):577–595, 1991.
- [23] I. Ekeland and R. Temam. *Convex analysis and variational problems*. SIAM, Philadelphia, PA, 1999.
- [24] N. Garleanu and L. H. Pedersen. Dynamic trading with predictable returns and transaction costs. *J. Finance*, 68(6):2309–2340, 2013.
- [25] N. Garleanu and L. H. Pedersen. Dynamic portfolio choice with frictions. *J. Econ. Theory*, 165:487–516, 2016.
- [26] L. Gonon, J. Muhle-Karbe, and X. Shi. Asset pricing with general transaction costs: Theory and numerics. *Mathematical Finance*, 31(2):595–648, 2021.
- [27] I. Goodfellow, Y. Bengio, and A. Courville. *Deep Learning*. MIT Press, Cambridge, MA, 2016.
- [28] P. Grohs, F. Hornung, A. Jentzen, and P. von Wurstemberger. A proof that artificial neural networks overcome the curse of dimensionality in the numerical approximation of black-scholes partial differential equations. Preprint, 2018.
- [29] P. Guasoni, M. Rásonyi, et al. Hedging, arbitrage and optimality with superlinear frictions. *Ann. Appl. Probab.*, 25(4):2066–2095, 2015.
- [30] P. Guasoni and M. Weber. Dynamic trading volume. *Math. Finance*, 27(2):313–349, 2017.
- [31] P. Guasoni and M. H. Weber. Nonlinear price impact and portfolio choice. *Mathematical Finance*, 30(2):341–376, 2020.
- [32] J. Han, A. Jentzen, and W. E. Solving high-dimensional partial differential equations using deep learning. *Proc. Natl. Acad. Sci.*, 115(34):8505–8510, 2018.
- [33] J. Han and J. Long. Convergence of the deep bsde method for coupled fbsdes. *Probability, Uncertainty and Quantitative Risk*, 5(1):1–33, 2020.
- [34] M. Herdegen and J. Muhle-Karbe. Stability of radner equilibria with respect to small frictions. *Finance and Stochastics*, 22(2):443–502, 2018.
- [35] R. Hu. Deep fictitious play for stochastic differential games. *arXiv preprint arXiv:1903.09376*, 2019.
- [36] C. Huré, H. Pham, A. Bachouch, and N. Langrené. Deep neural networks algorithms for stochastic control problems on finite horizon, part i: convergence analysis. *arXiv preprint arXiv:1812.04300*, 2018.
- [37] K. Janeček and S. E. Shreve. Futures trading with transaction costs. *Illinois J. Math.*, 54(4):1239–1284, 2010.
- [38] J. Kallsen and S. Li. Portfolio optimization under small transaction costs: a convex duality approach. *arXiv preprint arXiv:1309.3479*, 2013.
- [39] J. Kallsen and J. Muhle-Karbe. The general structure of optimal investment and consumption with small transaction costs. *Math. Finance*, 27(3):659–703, 2017.
- [40] M. Kohlmann and S. Tang. Global adapted solution of one-dimensional backward stochastic Riccati equations, with application to the mean–variance hedging. *Stochastic Process. Appl.*, 97(2):255–288, 2002.
- [41] F. Lillo, J. D. Farmer, and R. N. Mantegna. Master curve for price-impact function. *Nature*, 421:129–130, 2003.
- [42] H. Liu. Optimal consumption and investment with transaction costs and multiple risky assets. *The Journal of Finance*, 59(1):289–338, 2004.
- [43] L. Moreau, J. Muhle-Karbe, and H. M. Soner. Trading with small price impact. *Math. Finance*, 27(2):350–400, 2017.
- [44] J. Muhle-Karbe, X. Shi, and C. Yang. An equilibrium model for the cross-section of liquidity premia. Preprint, November 2020.

- [45] J. M. Mulvey, Y. Sun, M. Wang, and J. Ye. Optimizing a portfolio of mean-reverting assets with transaction costs via a feedforward neural network. *Quantitative Finance*, 20(8):1239–1261, 2020.
- [46] A. M. Reppen and H. M. Soner. Bias-variance trade-off and overlearning in dynamic decision problems. *arXiv preprint arXiv:2011.09349*, 2020.
- [47] J. Ruf and W. Wang. Hedging with linear regressions and neural networks. *Journal of Business & Economic Statistics*, (just-accepted):1–33, 2021.
- [48] Y. Sannikov and A. Skrzypacz. Dynamic trading: price inertia and front-running. 2016. Preprint.
- [49] X. Shi. *Equilibrium asset pricing with transaction costs*. PhD thesis, Carnegie Mellon University, Pittsburgh, PA, USA, 2020.
- [50] S. E. Shreve and H. M. Soner. Optimal investment and consumption with transaction costs. *The Annals of Applied Probability*, pages 609–692, 1994.
- [51] H. M. Soner and N. Touzi. Homogenization and asymptotics for small transaction costs. *SIAM J. Control Optim.*, 51(4):2893–2921, 2013.
- [52] R. S. Sutton and A. G. Barto. *Reinforcement learning: An introduction*. MIT press, 2018.
- [53] H. Wang, T. Zariphopoulou, and X. Y. Zhou. Reinforcement learning in continuous time and space: A stochastic control approach. *J. Mach. Learn. Res.*, 21:198–1, 2020.
- [54] H. Wang and X. Y. Zhou. Continuous-time mean–variance portfolio selection: A reinforcement learning framework. *Mathematical Finance*, 30(4):1273–1308, 2020.