

Chaos Engineering of Ethereum Blockchain Clients

Long Zhang¹, Javier Ron¹, Benoit Baudry¹, and Martin Monperrus¹

¹*KTH Royal Institute of Technology, Sweden*

Abstract—The Ethereum blockchain is the operational backbone of major decentralized finance platforms. As such, it is expected to be exceptionally reliable. In this paper, we present CHAOSETH, a chaos engineering tool for resilience assessment of Ethereum clients. CHAOSETH operates in the following manner: First, it monitors Ethereum clients to determine their normal behavior. Then, it injects system call invocation errors into the Ethereum clients and observes the resulting behavior under perturbation. Finally, CHAOSETH compares the behavior recorded before, during, and after perturbation to assess the impact of the injected system call invocation errors. The experiments are performed on the two most popular Ethereum client implementations: GoEthereum and OpenEthereum. We experiment with 22 different types of system call invocation errors. We assess their impact on the Ethereum clients with respect to 15 application-level metrics. Our results reveal a broad spectrum of resilience characteristics of Ethereum clients in the presence of system call invocation errors, ranging from direct crashes to full resilience. The experiments clearly demonstrate the feasibility of applying chaos engineering principles to blockchains.

Index Terms—chaos engineering, Ethereum, fault injection, resilience benchmarking

I. INTRODUCTION

Starting from the bitcoin system [39], blockchain techniques have drawn much attention because of their strong trustfulness and reliability characteristics [15], [49]. Ethereum is one of the most popular blockchain platforms [17] that supports both cryptocurrencies and decentralized finance [54]. In order to join the Ethereum distributed network, participants run an Ethereum client in their local environment. Then, the network is composed by all clients interacting together. There are multiple implementations of Ethereum clients [13], written in different languages, all implementing the same specification and protocol [55].

As a decentralized system, the resilience of the whole Ethereum network results from the resilience of each participating Ethereum client. It is essential to test and improve the resilience of Ethereum client implementations. Ethereum clients indeed have many reasons for sometimes malfunctioning such as operating system overload, memory errors, network partition, etc. While research on error-handling, resilience analysis and fault-injection is abundant [40], [57], there is little work on assessing the resilience of blockchain clients and Ethereum.

Chaos engineering is a novel methodology to assess and to improve the error-handling mechanisms of software systems [14]. To perform chaos engineering, developers actively inject failures in the system in production, in a controlled manner. The developers can then compare the behavior observed during

fault injection with the system’s steady state, which reflects its normal behavior [41]. Similar behavior indicate resilience to the inject faults, while discrepancies between both behavior indicate resilience issues. In the context of an Ethereum client, no one can test offline all the problems that an Ethereum client will meet after it is deployed in production. The main reason is that it is impossible to reproduce the actual Ethereum blockchain evolution at scale. Chaos engineering is fit to address this challenge, as it triggers an Ethereum client’s error-handling code while the client is executing in a full-fledged production environment. The chaos engineering perturbations are done in production, while the Ethereum client participating in the blockchain consensus and validation process. Thus, chaos engineering also contributes to analyzing the systemic resilience of the distributed consensus.

In this paper, we present the design and implementation of a novel chaos engineering methodology called CHAOSETH. CHAOSETH intercepts an Ethereum client’s system call invocations, actively injects error codes for these system call invocations, and produces a resilience report directly from production. CHAOSETH is applicable to any Ethereum client, regardless of the programming language used. The resilience assessment is based on advanced monitoring that captures the steady state of an Ethereum client. As a result, CHAOSETH is able to identify resilience strengths and weaknesses in Ethereum clients.

CHAOSETH is evaluated by conducting chaos engineering experiments on GoEthereum v1.10.8 and OpenEthereum v3.3.0-rc.8. During the experiments, CHAOSETH perturbs GoEthereum and OpenEthereum while they interact with other Ethereum nodes all over the world. The results show that 1) CHAOSETH successfully conducts chaos engineering experiments using different error models, and 2) CHAOSETH successfully identifies different degrees of resilience with respect to system call invocation errors in both clients. We also present an original resilience benchmarking using 5 common error models for a sound comparison of their resilience.

To the best of our knowledge, there is little research work done on the reliability of blockchain systems [31]. Particularly, no previous work has been done to research how chaos engineering can help evaluate the resilience of blockchain clients.

In summary, the main contributions of this paper are:

- A novel methodology to perform chaos engineering on Ethereum clients for resilience assessment. To our knowledge, we are the first to explore chaos engineering for blockchain systems. This assessment is done directly in

production to avoid biases from unrealistic fault injection environments. The methodology is fully implemented in a tool called CHAOSETH.

- An empirical evaluation of the resilience of GoEthereum v1.10.8 and OpenEthereum v3.3.0-rc.8 in production, with respect to realistic error models at the system call level. The chaos engineering experiments highlight strengths (including resilience) and weaknesses (including crashes) for both clients, which are valuable for the Ethereum community.
- An empirical and sound resilience benchmarking of GoEthereum versus OpenEthereum with respect to 5 common error models. We compare the differences of error handling capabilities between these clients against the same system call invocation errors, and show that no client is consistently more resilient.
- An implementation of CHAOSETH that supports full error injection for system call invocations in an Ethereum client. The system is publicly available for future research (<https://github.com/KTH/royal-chaos/tree/master/chaoseth>).

The rest of the paper is structured as follows: [Section II](#) introduces the background knowledge of blockchain techniques and chaos engineering. [Section III](#) and [Section IV](#) present the design and evaluation of CHAOSETH. [Section V](#) discusses the threats to validity, experimental costs, and the applicability of CHAOSETH to other Ethereum clients. [Section VI](#) presents the related work, and [Section VII](#) concludes the paper.

II. BACKGROUND

A. Blockchain Technologies

Blockchain is the core technology behind the success of cryptocurrencies such as Bitcoin [39]. Blockchain is a decentralized distributed ledger for recording information [56]. The information is saved in a sequence of “blocks” which are shared by all of the participants on a blockchain network. There are several key characteristics of a blockchain system: 1) the blocks are connected one-by-one like a chain, 2) the chain is only appendable which means that no one can edit the existing blocks in a blockchain, and 3) when a new block is added into the blockchain, the majority of participants on the network need to validate and confirm the block following a consensus algorithm.

In this work, we focus on Ethereum [55], an open-source blockchain system that supports the execution of smart contracts. A smart contract is a program that is persisted in the Ethereum blockchain, and is executable by every user on the Ethereum network. Smart contracts enable Ethereum to support the transactions of the ETH cryptocurrency, as well as to support so-called decentralized finance [5]. Ethereum smart contracts are executable programs written in a specific bytecode, executed by the Ethereum Virtual Machine (EVM). There exist different Ethereum clients that implement an EVM in different programming languages. As introduced in Ethereum’s official documentation [18], an Ethereum client is

an implementation of Ethereum that verifies the blocks and shares them with other peers over the Internet according to the protocols defined in the Ethereum Yellow Paper [55]. The host that runs an Ethereum client is defined as a “node”.

B. Chaos Engineering

Chaos engineering is a methodology that helps developers learn about error-handling capabilities by actively triggering failures in production [1]. For example, Netflix invented ChaosMonkey, which randomly shuts down servers in production to verify that the whole system is able to recover from such a failure scenario [14]. Chaos engineering is a unique complement to other software reliability techniques because it is done after a system is deployed in production, where the running environment is not as controlled as during testing or staging [58].

The application of chaos engineering is based on a series of steps [41]. First, the target system’s steady state needs to be defined. The steady state is a set of observable metrics which characterize the system’s normal behavior. For instance, the number of video streams opened by users per second could be used as a steady state metric for a streaming application [14]. After defining the steady state, developers set hypotheses that describe the expected behavior of the target system during a chaos engineering experiment. In this context, a chaos engineering experiment is an execution period during which failures are injected into the target system. If a hypothesis holds, it means that the target system behaves as expected when a certain failure happens in production and developers gain more confidence in the system’s resilience capabilities. Otherwise, if the hypothesis is falsified, actions need to be taken based on the knowledge learned from the chaos engineering experiment. Finally, as the experiment is performed in production environments, developers have to limit the side effects on user experience caused by the experiment, this is also called “blast radius control”. For example, developers could utilize containerization techniques to isolate the chaos engineering experiment targets [43].

As many failure types exist, chaos engineering can be done at different levels accordingly. For example, the injected faults may be bit-flip errors at the hardware level, timeouts at the network level, and Java exceptions at the application level. In this paper, we specifically focus on chaos engineering at the system call level, which will be further elaborated in [Section III](#). A system call is a bridge between an application and the kernel of an operating system [48]. System calls have been shown to be valuable for capturing important information about the behavior of programs [25]. When an application needs to control some operating system resource such as an I/O device, it has to interact with the kernel via system call invocations. When a system call invocation succeeds, the kernel returns the resource to the application. Otherwise, the invocation returns an error code which indicates an error on the kernel side.

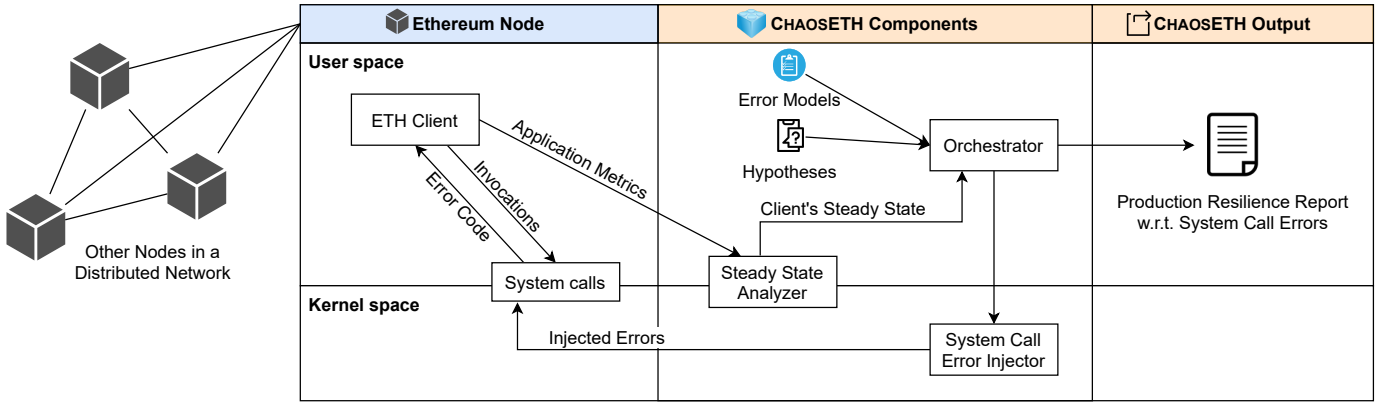


Fig. 1: The components of CHAOSETH

III. DESIGN OF CHAOSETH

CHAOSETH assesses an Ethereum client’s resilience within a real production environment. This section introduces the motivation behind CHAOSETH, as well as its design and implementation as follows.

A. Motivation

Regardless of how an Ethereum client is deployed, it has to be executed on top of an operating system. The operating system is responsible for providing the Ethereum client access to critical resources such as network and storage, and it does so by means of system calls. For example, during a short 1-minute observation period of the GoEthereum client, we observed more than one million system calls (1, 128, 215) that cover 36 different types such as `read` and `write`. Although the client is behaving normally, the system call invocations are not all successful: 14, 640 system call invocations fail during the observation with 9 different kinds of error codes within the same minute-long observation period. The fact that all those natural errors do not crash the client shows that GoEthereum is equipped with error-handling mechanisms. GoEthereum can stay up and running even if some of the system call invocations fail.

As a rule of thumb, both developers and users of Ethereum clients seek robustness. CHAOSETH is meant to help them to better understand and potentially improve this robustness.

B. Requirements

In order to achieve the goal of assessing the resilience of Ethereum clients, the core requirements of CHAOSETH include: 1) finding resilience problems related to production environments, hence CHAOSETH should work on deployed clients, 2) finding resilience problems related to real data, hence CHAOSETH should operate with the real Ethereum blockchain, and 3) being applicable to different implementations of Ethereum so that benchmarking [36] can be conducted, for the community to identify the most robust clients.

C. Overview

Based on the requirements mentioned in the previous section, we design CHAOSETH as follows. CHAOSETH actively injects errors at the level of system call invocations to trigger different kinds of application-level errors. Fault injection happens in production, while the Ethereum client is interacting with other Ethereum nodes. As a key property, CHAOSETH is independent of the programming language used by the client and thus allow comparison.

CHAOSETH is designed with three components, and produces one resilience report, as summarized in Figure 1. Ethereum is a distributed network with many nodes running together and achieving consensus on the blockchain. CHAOSETH operates on one single node (signified by the column titled Ethereum Node in Figure 1). In this specific Ethereum node, CHAOSETH is attached to the client process during its execution. The steady state analyzer collects monitoring metrics and infers the system’s steady state. We present this in more detail in Section III-D1. The system call error injector injects different error codes into system call invocations in a controlled manner, see Section III-D2. With the help of the orchestrator, introduced in Section III-D3, CHAOSETH systematically conducts chaos engineering experiments. Finally, CHAOSETH produces a resilience report with respect to system call errors for developers. We discuss the resilience report in Section III-D4.

D. Components of CHAOSETH

In this section, we present the concrete design and implementation of CHAOSETH.

1) *Steady State Analyzer*: As introduced in Section II-B, defining the steady state of the Ethereum client under study is essential for a chaos engineering experiment. The steady state analyzer collects resilience-related metrics directly from the monitoring component provided by an Ethereum client. This is because an Ethereum client is usually designed to have a certain level of observability. For instance, the latest version of the GoEthereum client exposes more than 500 different metrics that describe the runtime status of the client. CHAOSETH

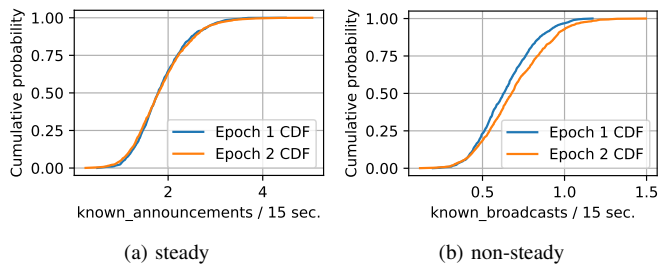


Fig. 2: Steady state inference via comparison of Cumulative Probability Functions of `known_announcements` and `known_broadcasts` metrics.

reuses these pre-existing mechanisms, thereby also avoiding extra monitoring overhead.

Developers can configure CHAOSETH by selecting an appropriate subset of these metrics for steady state inference. The principle behind selecting metrics is that a system call invocation error should have an impact on the metric. For instance, the number of connected peers is a good metric because if a system call invocation that is related to network operations returns an error, the client might drop the connection with its peer. On the contrary, the highest block number is not an ideal metric for steady state inference because this metric is determined by the whole blockchain network instead of the client itself.

For all metrics, the monitoring is done per ‘monitoring interval’, which is a period of time during which data is collected and persisted. The monitoring interval is set by developers based on their requirements. The actual value of a monitoring interval is an engineering trade-off for developers between overhead and precision [59]. A shorter monitoring interval may produce a better picture of the steady state, but also means a larger amount of monitoring data and a higher monitoring overhead.

Regarding the steady state inference task, the analyzer calculates the probability distribution of the values of each metric and uses all the distributions to describe the steady state from different perspectives. The distribution is computed over a ‘monitoring epoch’. A monitoring epoch is defined as a sequence of contiguous monitoring intervals. If the client runs normally, the longer a monitoring epoch is used for steady state inference, the more accurate the results are. For example, if the monitoring epoch is 3600 seconds and the monitoring interval is 15 seconds, the analyzer uses $3600/15 = 240$ data points for each metric to analyze its steady state. Figure 2 depicts how monitoring epochs are compared for steady state inference via probability distributions. Sub-figures (a) and (b) show matching and non-matching probability distributions, indicating that the analyzed metrics are respectively steady and non-steady.

After inferring the client’s steady state, CHAOSETH can conduct chaos engineering experiments, where the core idea is to compare the state under error injection against the reference

steady state.

2) *System Call Error Injector*: In order to conduct chaos engineering experiments, we need to inject chaos. In this paper, we focus on system call errors and use a system call error injector accordingly. When the injector is activated, it listens to system call invocation events, and it replaces the original return code with an error code. In CHAOSETH, the error injector uses an error injection model to describe its injection strategy. The error injection model is a triple (s, e, r) that states that the system call s is injected with error code e under the error rate $r \in [0, 1]$. The error rate is a likelihood that describes the probability of replacing the return code by error code e when system call s is invoked during an experiment. For example, an error injection model $(read, EAGAIN, 0.5)$ means that every time a `read` system call is invoked, there is a 50% probability that a successful return code is replaced with error code `EAGAIN`, which represents that the resource being read is temporarily unavailable [47].

Considering that there are more than 300 unique types of system calls and over 100 error codes in a modern Linux operating system [47], it is impractical to explore the combination of all error models in our chaos engineering experiments. In order to maintain high efficiency, CHAOSETH only focuses on realistic error models, per previous work [59]. A realistic error model means that the actual error s, e in this model naturally happens in the production environment. But the original invocation error ratio may be very low because some errors rarely happen in a normal execution. In CHAOSETH, we consider realistic error models which preserve system call type and error code as observed in the field, but with an increased error rate r , compared to what is observed in production.

Thanks to its system call error injector, CHAOSETH, can perform fine-grained chaos engineering experiments. There is flexibility of choosing which type of system call to perturb, what error scenario to simulate, and how severe the error scenario is, per developer preference. The higher the error rate in an error injection model, the more frequently such errors are injected into the target client, which means that the client is subject to a higher resilience pressure.

3) *Experiment Orchestrator*: The experiment orchestrator communicates with the previous two components to conduct chaos engineering experiments. The orchestrator attaches the steady state analyzer and the system call error injector to the kernel before the Ethereum client starts. Then it activates the error injector according to the experiment configuration. An experiment configuration defines the duration of an experiment, and the corresponding error injection model to be used.

The orchestrator divides each chaos engineering experiment into five phases: 1) the warm-up phase, 2) the pre-checking phase, 3) the error injection phase, 4) the recovery phase, and 5) the validation phase. During the warm-up phase, nothing needs to be done by CHAOSETH. The target client is running to reach its steady state naturally. During the pre-checking phase, only the steady state analyzer is activated to monitor the client and to check if the client has already reached its steady state. During the error injection phase, both the steady state

analyzer and the error injector are turned on so that system call invocation errors are injected according to the given error injection model. After the error injection phase is done, the orchestrator gives the target client time to recover. After this recovery phase, the validation phase takes place during which the orchestrator monitors the client’s state again. The observed behavior during this validation phase is compared with the previously inferred steady state using the Mann–Whitney U test. If the target client fails to recover back to its steady state after the validation phase, it means that the injected errors have caused an adverse side effect on the client. This can signify to the developers that the client’s error handling mechanisms may have failed with respect to the injected error.

4) *Chaos Engineering Hypotheses*: After a chaos engineering experiment, the orchestrator analyzes the client’s behavior during the experiment and generates a resilience report for developers. The report presents to what extent the implementation of the Ethereum client under evaluation is resilient to the injected system call invocation errors. As introduced in Section II-B, the client’s resilience is assessed by validating chaos engineering hypotheses. CHAOSETH concerns two hypotheses about how a client reacts when errors are injected using one specific error model.

a) *Non-Crash hypothesis (H_N)*: The non-crash resilience hypothesis holds if the injected system call invocation errors do not crash the Ethereum client and the process remains alive.

b) *Observability hypothesis (H_O)*: The observability hypothesis for a metric m holds if m is influenced by error injections according to an error model.

c) *Recovery hypothesis (H_R)*: The recovery hypothesis is valid if the client is able to recover to its steady state after stopping the injection of system call invocation errors.

For example, let us assume that the system call error injector follows the error model (`read`, `EAGAIN`, `0.5`) to conduct the experiment. The target client does not crash during fault injection. However, a metric that records the rate of read operations drops significantly during fault injection. Furthermore, the client is able to reach its steady state again after the experiment stops. In this case, CHAOSETH reports that all of the three hypotheses H_N , H_O and H_R are validated, meaning that the target client is resilient to the error model (`read`, `EAGAIN`, `0.5`). By validating or falsifying the hypotheses above, developers learn more about the Ethereum client’s resilience with respect to different types of system call invocation errors. Such information is also helpful for developers in prioritizing their work on improving the client’s error handling capabilities.

In a resilience report, the best case scenario for developers is that all the three hypotheses are validated. This shows that the client is fully resilient with respect to the error injection model. Such cases bring confidence to the developers that the client behaves correctly even when a specific error happens. On the contrary, the worst case scenario is that all the hypotheses are falsified. The target client crashes directly and does not restart automatically when an error is injected. The worst case should

be given the highest priority by developers, as it causes the most harmful impact on the client.

5) *Implementation*: The system call monitor and system call error injector are reused from a tool called Phoebe, which is a fault injection framework for system call invocation errors [59]. The monitor and injector are implemented with the help of the eBPF module (extended Berkeley Packet Filter) which is a Linux kernel module for monitoring [46]. More specifically, the monitor and error injector register their BPF programs to the `sys_enter` and `sys_exit` events. When there is an error that needs to be injected, the error injector calls the BPF helper function `bpf_override_return` to replace the original return code with the error code. The experiment orchestrator is implemented in Python. The source code of CHAOSETH is publicly-available at <https://github.com/KTH/royal-chaos/tree/master/chaoseth>.

IV. EXPERIMENTATION

A. Overview

In order to evaluate the effectiveness of CHAOSETH, we propose the following three research questions.

- RQ1: What is the feasibility of steady state characterization with CHAOSETH for Ethereum clients?
- RQ2: What are CHAOSETH’s resilience properties actually verified in the Ethereum clients under study?
- RQ3: What are the resilience differences among the considered Ethereum clients with respect to system call errors?

All of the research questions are answered quantitatively by conducting experiments on the selected Ethereum client implementations. The selected Ethereum clients include GoEthereum v1.10.8 and OpenEthereum v3.3.0-rc.8 which will be presented in Section IV-B. We present the following three categories of experiments: steady state analysis experiments to address RQ1, chaos engineering experiments to address RQ2, and resilience benchmarking experiments to address RQ3. These will be described in detail in Section IV-C. Figure 3 gives an overall introduction to the input and output of each experiment.

B. Selection of Ethereum Clients

To maximize the relevance and impact of our research, we aim at selecting the most popular Ethereum clients. According to the statistical information of Ethereum’s main network published at ethernodes.org, to date, 62% of the clients are GoEthereum, which is the official implementation of Ethereum using the Go programming language. The second most popular Ethereum client is `openethereum`, which is implemented in Rust and accounts for 28% of all the clients. The descriptive statistics of these three clients including the number of commits, contributors, merged pull requests in 2021, the programming language, and the selected version are presented in Table I. The last row in Table I records the application-level metrics that are selected for steady state analysis as introduced in Section III-D1.

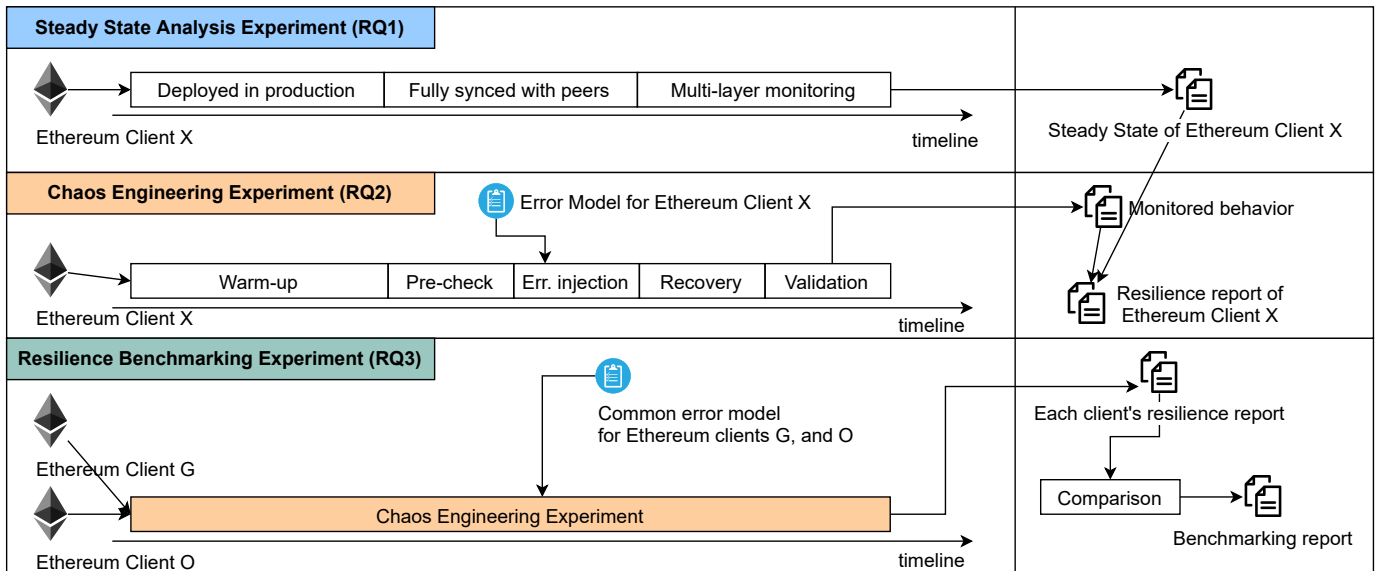


Fig. 3: Experimental Workflow

TABLE I: Description of The Selected Ethereum Clients

Description	GoEthereum	OpenEthereum
Commits	12.9K	12.2K
Contributors	648	202
Merged PR in 2021	593	94
Language	Go	Rust
Version	v1.10.8	v3.3.0-rc.8
Lines of code	368.8K	134.8K
App-level observations	connected peers	connected peers
	disk read	kvdb read
	disk write	kvdb write
	announcements	blocks received
	broadcasts	blocks highest
	memory used	cache size
	traffic ingress	blocks imported
	traffic egress	

C. Experiment Protocol

To assess the resilience of the two considered Ethereum clients, we conduct three different categories of experiments: steady state analysis experiments, chaos engineering experiments, both performed individually on each client; and resilience benchmarking experiments, performed collectively on both of the clients.

1) *Steady State Analysis Experiment:* To answer RQ1, we conduct a steady state analysis experiment on each client. As introduced in Section II-B, characterizing an Ethereum client's steady state is a prerequisite for a chaos engineering experiment. Conducting steady state analysis gives developers a clear understanding of how the Ethereum client under analysis behaves in a normal production environment.

The first row of Figure 3 illustrates our methodology to model the steady state. Each Ethereum client (GoEthereum or OpenEthereum), is started up using the recommended options according to their documentation. The clients are started in

active synchronization mode, which consists in downloading and verifying the blocks from other peers on the Internet. After starting up the client, we wait for the client to finish synchronizing the existing blocks with the peers first.

After a client reaches a synced state, the main job of the client is to verify newly generated blocks and to share all the blocks with other peers. From this point, the steady state analyzer is attached to the client, with a monitoring interval of 15 seconds and a monitoring epoch for steady state inference of 5 hours, per our conceptual framework detailed in Section III-D1. These values ensure that a sufficient number of data points ($5 \times 60 \times 60 \div 15 = 1200$ points) are available for each metric.

The output of a steady state analysis experiment is a set of probability distributions related to the selected metrics in Table I. This steady state will be used during the validation phase in the subsequent chaos engineering experiment. In order to check if the selected metrics are statistically stable, the steady state analyzer monitors the client for two monitoring epochs in total. The distribution of every metric per monitoring epoch is compared with each other using the Mann Whitney U test. The stable metrics are those whose distributions are not statically different. They are selected for describing the client's steady state.

2) *Chaos Engineering Experiment:* To answer RQ2, we conduct chaos engineering experiments on each client. During a chaos engineering experiment, all of the components in CHAOSETH are activated. The system call error injector intercepts a specific type of system call invocation and replaces the successful return code with an error code.

To perform the chaos engineering experiment, the results of the steady state analysis experiment are required because the inferred steady state is used during the validation phase as mentioned in Section III-D3. The duration of the warm-up

TABLE II: Steady State Analysis Experiment Results (The colors blue and red in an evolution chart stand for the data captured in the two different monitoring epochs. The metrics that are struck out are excluded for further experiments because of their instability.)

Client	Metric Name	Trend	p-value
GoEthereum	disk_read		0.03
	memory_used		0.10
	disk_write		< 0.01
	known_announcements		< 0.01
	known_broadcasts		< 0.01
	peer_stats		< 0.01
	traffic_egress		< 0.01
	traffic_ingress		< 0.01
OpenEthereum	import_blocks		0.26
	kvdb_write		0.25
	sync_highest		0.09
	sync_blocks_received		0.09
	blockchaincache_size		< 0.01
	kvdb_read		< 0.01
	peer_stats		< 0.01

phase is 2 hours. The last four phases of a chaos engineering experiment in Figure 3 are set to 5 minutes for each phase.

3) *Resilience Benchmarking Experiment*: RQ3 is about resilience benchmarking experiments, which aim at providing insights for end-users who wish to choose a suitable Ethereum client, based on resilience requirements. Our benchmarking experiments indicate which client has a better resilience against some system call invocation errors. For a resilience benchmarking experiment, we define a single, common error model for all of the target clients in order to have a sound comparison. A common error model (s, e, r_m) is one error type (s, e, r_c) that has been observed on each client in isolation. The common error rate r_m is defined as the maximum value of r_c . The last row in Figure 3 illustrates our procedure for resilience benchmarking. Once both of the clients reach their steady state, CHAOSETH conducts chaos engineering experiments using the common error model on each client. A cross-comparison is made among each client’s resilience report that is generated in the chaos engineering experiment. For example, CHAOSETH injects an ENOMEM (insufficient memory) error into a read system call invocation. If client A directly crashes while client B continues to run and conducts retries after this error is injected, client B is more resilient with respect to the injected type of errors.

D. Experiment Results

1) *Steady State Analysis Experiment Results*: We perform a steady state analysis experiment on each selected Ethereum client per the protocol of Section IV-C1. Every client is observed for two monitoring epochs of 5 hours, amounting to 10 hours in total. Within each epoch, the metrics of interest are recorded and aggregated for every 15-second monitoring interval.

In the case of GoEthereum, we consider 8 monitoring metrics, namely, the bytes read from and written into the disk `disk_read`, `disk_write`, the num-

ber of announced blocks `known_announcements`, the number of broadcasted blocks `known_broadcasts`, the memory used by the client `memory_used`, the average number of connected peers `peer_stats`, the amount of data shared on (egress) and coming from (ingress) the network `traffic_egress`, `traffic_ingress`. For OpenEthereum, we consider 7 monitoring metrics: the size of the local cache `blockchaincache_size`, the number of imported blocks `import_blocks`, the total amount of data read from and written to the key-value database `kvdb_read`, `kvdb_write`, the number of connected peers `peer_stats`, the highest number of all kinds of blocks `sync_highest`, and the highest number of the received blocks `sync_blocks_received`.

In Table II, we display the evolution of all the metrics during the experiment. The first half of each evolution chart (in blue) is based on the data gathered during the first monitoring epoch. The second half of the chart (in red) is drawn based on the data of the second monitoring epoch. The last column indicates the p-values, with the Mann–Whitney U test, when testing for the similarity between the two distributions. For example, the first row in Table II shows that the read operations made by the GoEthereum client regularly have spikes during these two monitoring epochs. The comparison of these two plots yields a p-value of 0.03. The null hypothesis set by the Mann–Whitney U test is that the two samples under comparison are not statistically distinguishable: if the confidence level is greater than 0.01, the null hypothesis is not rejected. In other words, the test gives statistical guarantees about the similarity between the evolution of metric `disk_read` the two monitoring epochs. Another example that shows the null hypothesis is rejected given the confidence level 0.01 is metric `blockchaincache_size` in OpenEthereum client. From Table II the line chart in the third-to-last row also visually confirms that the metric does not evolve in the same way during the two monitoring epochs. Considering the confidence level of 0.01, some of the metrics are not stable enough to describe a client’s steady state and thus are excluded for further experiments. These metrics are struck out in Table II.

This steady state analysis experiment shows that not all the monitoring metrics provided by an Ethereum client are suitable to describe the client’s steady state in a statically valid manner. Since the experiments are done in production, there are several factors that could affect a metric’s stability. First, the node itself is not always stable. For instance, there exist other applications that take more resources of the node. Second, the network of the infrastructure is not stable. It is possible that the node encounters network scans or attacks every now and then [17]. Lastly, the behaviors of peers are different. For example, when the node randomly connects with some new peers who have different characters, a metric might be influenced.

Answer to RQ1

The results of steady state analysis experiments show that CHAOSETH is able to successfully identify monitoring metrics that are stable in production. 2 out of 8 metrics in GoEthereum, and 4 out of 7 metrics in OpenEthereum are selected for describing the client’s steady state respectively for further chaos engineering experiments and resilience benchmarking experiments.

2) *Chaos Engineering Experiment Results*: During the experiment for RQ1, we also know that GoEthereum runs with 10 different types of system calls, accumulating more than 138 million invocations in a 10-hour production run (two monitoring epochs). Interestingly, none of the types of system call invocations has a 100% success rate in the experiments. We perform chaos engineering by increasing the error rates of those system calls in production. The error rate amplification approach described in Section III-D2 and [59], produces 14 and 13 error models respectively for the GoEthereum client and the OpenEthereum client, based on the clients’ behavior during steady state analysis. For each error model, we make a chaos engineering experiment (i.e. there is a one-to-one mapping).

Table III describes the error models together with the chaos engineering experiments of the selected clients. Every row presents one error injection model, including the target system call invocation signified by the column Syscall, the error code to be injected signified by E.C., and the error rate signified by E.R.. The last five columns record the corresponding experiment result including the number of injected errors in total (Inj.), and the results of whether the three hypotheses (H_N , H_O , H_R) are verified or falsified with respect to a metric. The metrics that fail the pre-check phase are excluded in the table. If CHAOSETH does not inject any error using a specific error model due to the client does not invoke that type of system call during the experiment, the corresponding row is omitted in the table.

For the GoEthereum client, CHAOSETH conducts 12 chaos engineering experiments. The results show that 5 out of 10 error models crash the GoEthereum client (the rows whose H_N column is marked with “√”). For the other 7 error models, 2 of them have a visible effect on the monitoring metrics (the rows whose H_O column is marked with “√”). The results also show that the client is resilient against one error model, (read, EAGAIN, 0.597). In this case, the error rate is 0.597, and is obtained by amplifying the natural error rate by 0.496, per the Phoebe algorithm [59]. Resilience against this error model means that a visible effect is observed during the error injection phase, and the metric gets back to the steady state when CHAOSETH stops injecting errors.

Regarding the OpenEthereum client, there are 10 chaos engineering experiments in total (second half of Table III). The results show that only one error model, (read, EAGAIN, 0.558), leads the OpenEthereum client to a crash. Five error models cause a visible effect on at least

TABLE III: Chaos Engineering Experimental Results on the Major Ethereum Clients

C	Syscall	E. C.	E. R.	Inj.	Metric	H_N	H_O	H_R
G	accept4	EAGAIN	0.6	476	memory_used	√	X	-
	epoll_ctl	EPERM	0.171	147	memory_used	√	X	-
	epoll_pwait	EINTR	0.05	3421	disk_read	√	X	-
					memory_used	√	X	-
	futex	EAGAIN	0.05	14	-	X	-	-
	futex	ETIME.	0.05	2	-	X	-	-
	newfstatat	ENOENT	0.24	6	disk_read	√	√	X
					memory_used	√	X	-
	read	EAGAIN	0.597	139	memory_used	√	√	√
	read	ECONN.	0.05	39	memory_used	√	X	-
	recvfrom	EAGAIN	0.6	678	memory_used	√	X	-
	write	EAGAIN	0.139	12	-	X	-	-
	write	ECONN.	0.05	5	-	X	-	-
	write	EPIPE	0.05	1	-	X	-	-
O	accept4	EAGAIN	0.6	93	import_blocks	√	X	-
					kvdb_write	√	X	-
					sync_highest	√	X	-
	futex	EAGAIN	0.05	4	kvdb_write	√	√	X
	futex	ETIME.	0.05	97	sync_highest	√	X	-
	ioctl	ENOTTY	0.05	17211	import_blocks	√	√	√
					kvdb_write	√	X	-
					sync_highest	√	X	-
					sync_recieved	√	X	-
	read	EAGAIN	0.558	2687	-	X	-	-
	readv	EAGAIN	0.6	52	import_blocks	√	X	-
					kvdb_write	√	X	-
					sync_highest	√	X	-
					sync_recieved	√	X	-
recvfrom	EAGAIN	0.252	7402	import_blocks	√	√	X	
				kvdb_write	√	√	√	
				sync_highest	√	√	√	
				sync_recieved	√	√	√	
recvfrom	ECONN.	0.05	1382	import_blocks	√	√	√	
				kvdb_write	√	√	√	
				sync_highest	√	√	X	
				sync_recieved	√	√	√	
sendto	EAFNO.	0.05	763	import_blocks	√	X	-	
				kvdb_write	√	X	-	
				sync_highest	√	X	-	
				sync_recieved	√	X	-	
sendto	EPIPE	0.05	202	import_blocks	√	√	X	
				kvdb_write	√	√	X	

H_N : ‘√’ if the injected errors crash the client, otherwise ‘X’.

H_O : ‘√’ if the injected errors have visible effect on the metric, otherwise ‘X’.

H_R : ‘√’ if the metric matches its steady state during the validation phase, otherwise ‘X’.

If a hypothesis is left to be untested, it is marked as ‘-’.

There are two metrics selected for GoEthereum, namely disk_read, and memory_used. There are four metrics selected for OpenEthereum, namely kvdb_write, sync_recieved, sync_highest, and import_blocks.

one metric during the error injection phase. The error models (recvfrom, EAGAIN, 0.252) and (recvfrom, ECONNRESET, 0.05), have an impact on all of the four selected metrics during the error injection phase. According to the results, OpenEthereum is resilient to one error model, which is (ioctl, ENOTTY, 0.05) with respect to metric import_blocks.

This experiment has five main outcomes, with different meanings for the Ethereum developers.

a) *Crash ($H_N=X$)*: The client directly crashes because of the injected errors. This is considered as a severe case: this means that an Ethereum node disappears from the distributed consensus and validation process. As the client crashes, the hypotheses H_O and H_R are left to be untested and are marked as ‘-’ in Table III. For example, CHAOSETH detects that the GoEthereum client directly crashes when an EAGAIN error code is injected on an invocation to the system call


```

1 ...
2 INFO Imported new block headers count=1 elapsed=11.648ms
   number=13,389,783 hash=cb66be..2aca64
3 INFO State heal in progress accounts=40848@2.33MiB
   slots=58892@4.41MiB codes=13426@114.16MiB
   nodes=321,569,325@94.88GiB pending=165,847
4 CRIT Failed to persist healing data err="write
   /data/eth-data/geth/chaindata/1321635.log: resource
   temporarily unavailable"

```

Listing 1: Error information found in the GoEthereum client’s logs when error model (write, EAGAIN, 0.139) is activated.

write. Since error code EAGAIN in Linux means that the target resource is temporarily unavailable, crashing is an over-reaction, the client should consider implementing a classical retry mechanism instead of crashing directly. Some crashes are better than others in the sense that they leave debug information for the Ethereum developers to understand what happens. For example, GoEthereum logs an error message before the client crashes because of a failure to persist data. Listing 1 shows this log, in the critical message at the last line. To sum up, CHAOSETH is able to identify cases where an Ethereum client crashes while proper recovery would be preferable.

b) Invisible effect ($H_N=\checkmark$ and $H_O=X$): In some cases, there is no visible effect detected during the error injection phase. For example, the OpenEthereum chaos experiment using error model (readv, EAGAIN, 0.6) reveals such a situation. In this experiment, CHAOSETH injects 52 system call invocation errors to system call readv. During this error injection phase, none of the four metrics have an abnormal behavior. This indicates that the OpenEthereum client seems to be functioning normally when a system call invocation to readv returns an EAGAIN error code, which is good. However, we cannot exclude that the client state is corrupted in an invisible manner, because we do not have a provably perfect steady state oracle. Since CHAOSETH does not capture anything abnormal during the error injection phase, the verification of hypothesis H_R is skipped. Overall, the presence of such invisible effect cases is good with respect to consistency: if we would not perform steady state pre-checking and observability hypothesis checking, developers may falsely believe that the client state is valid according to the monitored metrics.

c) Long-term effect ($H_N=\checkmark$, $H_O=\checkmark$ and $H_R=X$): For some of the error models, the client under experiment does not crash. However, during the error injection phase, some metrics deviate from their steady state, and do not recover after the given recovery phase. For instance, the experiment result of error model (sendto, EPIPE, 0.05) in the OpenEthereum client belongs to this category. During the pre-check phase, the metrics import_blocks and kvdb_write match the steady state, and are thus kept for the subsequent phases. When the errors are injected, both metrics vary significantly. Even after the error injection stops and the recovery phase has passed, these two metrics are still abnormal compared to the steady state. This means that either

it takes a longer time for the client to recover from the injected errors, or that the injected errors lead the client to a stalled or corrupted state. Overall, such cases show that CHAOSETH gives Ethereum developers insights about the timespan of recovery for the clients.

d) Resilient case ($H_N=\checkmark$, $H_O=\checkmark$ and $H_R=\checkmark$): Certain error models do not crash the client and also cause visible effects on the metrics. After the error injection stops, the monitoring metrics recover to their steady state. This indicates that the target client is equipped with a graceful error-handling mechanism that brings the client back to normal after errors. For example, during the chaos engineering experiment using error model (read, EAGAIN, 0.597) in the GoEthereum client, the injected errors do not crash the client, thus the H_N hypothesis holds. During the error injection phase, the metric memory_used no longer matches the steady state. When the error injection stops, the client’s behavior related to memory usage is restored during the recovery phase. During the validation phase, CHAOSETH checks the metric again and confirms that memory_used has recovered to its steady state. By looking at the client logs, we indeed confirm that the client has resumed downloading, sharing and verifying Ethereum blocks. Overall, CHAOSETH increases the trust that developers have about specific resilience scenarios.

Answer to RQ2

CHAOSETH successfully conducts 12 and 10 different chaos engineering experiments respectively on the GoEthereum and the OpenEthereum clients, in production. This experimental campaign shows that the clients have different degrees of resilience with respect to system call invocation errors, which will be further discussed in Section IV-D3. CHAOSETH demonstrates that the clients crash under errors that are recoverable in theory. Since clients may crash concomitantly, this is a threat to the consensus and resilience properties of the Ethereum blockchain network from a systemic perspective. CHAOSETH gives valuable insights about resilience structured around well-defined chaos engineering hypotheses.

3) Benchmarking Ethereum Clients: We cannot strictly compare the considered clients in RQ2, because the error models are different. To overcome this, we have introduced in Section IV-C3 the idea of testing the clients under a meaningful common error model. CHAOSETH identifies 5 common error models for the selected clients. The results of this resilience benchmarking experiment are summarized in Table IV. Each row in the table presents the verification of the three hypotheses for both clients, according to a monitoring metric. Only the metrics that pass the pre-check phase are presented in the table. This table is interesting in the following three aspects.

First of all, regarding the H_N hypothesis (absence of crash), the results show that both the GoEthereum client and the OpenEthereum client are crashed by different specific error models. The GoEthereum client is crashed by

TABLE IV: Resilience Benchmarking Experiment Results (The metrics that do not pass the pre-check are excluded)

Syscall	Common Error Model		Injection Count	GoEthereum Metric	H_N	H_O	H_R	Injection Count	OpenEthereum Metric	H_N	H_O	H_R
	Error Code	Error Rate										
accept4	EAGAIN	0.6	501	disk_read	✓	X	-	459	import_blocks	✓	X	-
									kvdb_write	✓	X	-
									sync_highest	✓	X	-
									sync_recieved	✓	X	-
futex	EAGAIN	0.05	2	-	X	-	-	176	import_blocks	✓	X	-
									kvdb_write	✓	X	-
futex	ETIMEDOUT	0.05	3	-	X	-	-	12	import_blocks	✓	X	-
									kvdb_write	✓	X	-
									sync_highest	✓	X	-
									sync_recieved	✓	X	-
read	EAGAIN	0.597	184	disk_read	✓	✓	✓	7930	-	X	-	-
				memory_used	✓	✓	X					
recvfrom	EAGAIN	0.6	619	memory_used	✓	X	-	5402	import_blocks	✓	✓	X
									kvdb_write	✓	✓	✓

futex system call invocation errors including error codes EAGAIN and ETIMEDOUT. In contrast, these errors do not lead the OpenEthereum client to a crash. However, the OpenEthereum client crashes with error model (read, EAGAIN, 0.597), after handling 7930 injected errors. Given the same error model, the GoEthereum client does not produce any crash. Overall, there is no client which is absolutely more robust than the other with respect to crashing.

Second, focusing on the H_O hypothesis (observability), both metrics in the GoEthereum client (disk_read and memory_used) deviate from their steady state when error model (read, EAGAIN, 0.597) is applied. This is evidence that the metrics capture the client’s internal state. For all the experiments on the OpenEthereum client, CHAOSETH never observes any visible effect on 2 metrics (sync_highest and sync_received), suggesting that they are not useful. For the other 2 metrics, when error model (recvfrom, EAGAIN, 0.6) is used, CHAOSETH confirms that the injected errors cause a visible effect on both import_blocks and kvdb_write. This shows that fault injection is great to deepen our understanding of the quality of monitoring.

Third, considering the H_R hypothesis, CHAOSETH successfully identifies resilient cases for the two Ethereum clients. CHAOSETH shows that the GoEthereum client is resilient to error model (read, EAGAIN, 0.597) with respect to metric disk_read, while OpenEthereum crashes with the same model. Now consider error model (recvfrom, EAGAIN, 0.6), there is no crash in any client, yet the resilience characteristics are different. On the one hand, resilience cannot be proven for GoEthereum because H_O is falsified. On the other hand, for OpenEthereum, metric kvdb_write verifies H_R while import_blocks, does not, which prevents us from drawing a clear-cut conclusion about resilience. As opposed to toy examples with perfect oracles, assessing behavior of real-world software through monitoring yields multiple shades of resilience.

Answer to RQ3

CHAOSETH identifies 5 common error models for resilience benchmarking. The results show that neither of the clients is consistently more resilient than the other. For futex system call invocation errors, the GoEthereum client crashes directly. When injecting EAGAIN errors in system call invocations to read, the OpenEthereum client crashes. In both cases, given the nature of the injected errors (EAGAIN and ETIMEDOUT), the clients could implement a retry mechanism for better resilience. The fact that there is no common crash mode is good news from a systemic perspective: since the network uses both clients in production, the risk that the Ethereum blockchain network suffers from a single software problem is low. This is well aligned with a recommendation from the Ethereum community: encouraging a diversity of Ethereum clients [3].

V. DISCUSSION

A. Threats to Validity

During a steady state analysis experiment, a set of statistically stable metrics needs to be identified. As a threat to the internal validity, the selection criterion is based on a Mann-Whitney U test. The threshold of p-value, or applying another statistical comparison methods would impact the selection result and the outcome of the subsequent chaos engineering experiment.

A threat to the construct validity is that, in the chaos engineering experiment, errors are injected by replacing a successful return code of a system call with an error return code according to a pre-defined error model. However, the system call itself is still executed, potentially modifying the program’s state as originally intended. It is possible that abnormal behavior observed under error injection is due to the inconsistency between the returned error code and the internal state of the program, and not to the returned error code alone.

B. Experimental Costs

As introduced in Section IV-C, CHAOSETH waits for an Ethereum client to be fully synchronized with other peers on

the network. This is because the synchronization of existing blocks only happens at the beginning of an Ethereum client's life cycle, while CHAOSETH aims at evaluating a client's resilience in its most common use case. This on the other hand brings some extra experimental costs related to time and computational resources. For clients GoEthereum and OpenEthereum, it takes around 4 days for the clients to be fully synced using a standard D2s v3 (2 vCPUs, 8 GiB RAM) instance on Microsoft Azure. Both of these two clients require at least 450 GB disk storage to save the existing blocks in their default synchronization modes.

C. Applicability to Other Ethereum Clients

As CHAOSETH does chaos engineering experiments at the system call invocation level, theoretically any Ethereum client implementation that runs on top of a Linux operating system can be evaluated by CHAOSETH. As long as the operating system has the eBPF module installed, CHAOSETH is able to monitor the system call invocations and inject specific errors. No specific changes (in configuration, for instance) of an Ethereum client are required for attaching CHAOSETH to the client.

VI. RELATED WORK

A. Blockchain Dependability

There are several surveys that focus on different directions of research on blockchain systems. For example, Huang et al. [31] conducted a survey of the state-of-the-art on blockchains including the theories, modelings, and tools. Fan et al. [24] presented a survey that focuses on performance evaluation of blockchain systems. Chen et al. [17] and Want et al. [53] conducted surveys on Ethereum systems security including vulnerabilities, attacks, defenses, and future research opportunities. Atzei et al. [12] also conducted a survey specifically on the attacks on Ethereum smart contracts. Based on these surveys, we notice that there is limited amount of research on using fault injection techniques to evaluate the reliability of blockchain systems. Most of the recent works on this direction is mainly about fuzzing smart contracts rather than perturbing the runtime environment of an Ethereum node, as is done by CHAOSETH.

Regarding performance, the existing research works focus on different levels, including EVM opcode level [5], [7], smart contract level [6], consensus algorithms level [4], [29], blockchain system level [9], [10], [20]–[22], and blockchain-based application level [51]. Compared with these works, CHAOSETH does not focus on performance evaluation of blockchain systems. Instead, performance-related metrics such as memory usage are used by CHAOSETH to evaluate the side effects caused by system call invocation errors. The most related work is done by Dinh et al. [22] who invented BlockBench, a framework that evaluates a private blockchain's performance using its throughput, latency, scalability, and fault-tolerance capability as indicators. BlockBench investigates how Byzantine failures affect a blockchain system's throughput and latency by crashing some nodes, injecting

network delays, and corrupting messages among different nodes. Compared with BlockBench, CHAOSETH assesses a blockchain client using a public blockchain network, which means developers do not need to have the full control of the whole decentralized system. The failure models are also different between these two works.

Regarding reliability analysis and improvement, Seol et al. [42] implemented a blockchain analytics engine for assessing the dependability of off-chain file systems. Sousa et al. [45] designed a Byzantine fault-tolerant ordering service for Hyperledger Fabric. Zhang et al. [61] designed LedgerGuard, a mechanism that keeps the integrity of a ledger via corrupted blocks detection and recovery. Liu et al. [37] proposed an evaluation methodology that applies a continuous-time Markov chain model for blockchain-based IoT applications. It has been proposed to use modeling techniques to study blockchain reliability. For instance, Melo et al. [38] proposed a modeling methodology that evaluates reliability and availability of a blockchain-as-a-service environment. Kancharla et al. [34], [35] applied simulation methods to demonstrate the dependability of the proposed hybrid blockchain and slim blockchain. González et al. [27] categorized different fault injection techniques and discussed the possibilities to apply them in blockchain-based applications resilience assessment. Instead of using simulations or focusing on blockchain-based applications, CHAOSETH uses real Internet traffic to assess the resilience of Ethereum clients in production.

Regarding security, Correas et al. [19] presented a static profiling technique for Ethereum smart contracts that generate upper-bound expressions that can be used to produce profiling information. Alkhalifah et al. [8] discussed the root cause of Ethereum reentrancy attacks and proposed a solution which can detect, prevent, and identify the account address of an attacker during the execution of a smart contract. Ashraf et al. [11] presented GasFuzzer, a tool that fuzzes Ethereum smart contract binaries to expose gas-oriented exception security vulnerabilities. Fu et al. [26] designed EVMFuzzer, a framework that generates seed contracts via a set of predefined mutators to find security bugs in different EVM implementations. Hajdu et al. [28] proposed an approach that assesses the behavior of permissioned blockchain systems by injecting faults into smart contracts. Wang et al. [52] invented ContraMaster, an oracle-supported fuzzing tool that detects exploitable vulnerabilities in smart contracts. Zhang et al. [60] presented TxSpector, a generic and logic-driven framework for detecting attacks in Ethereum transactions at the bytecode level. There is also research about how to utilize the security feature of a blockchain system to address other domain-specific problems. For instance, Wu et al. [56] designed BlockEdge, a blockchain-powered framework that delivers trusted collaborative edge computing services. Du et al. [23] presented a storage auditing design that improves both security and the overall efficiency by using the blockchain paradigm. The most related work is done by Aumasson et al. [13] who comprehensively reviewed four Ethereum Beacon clients from a security perspective. Their work consists of a benchmarking methodology as all

of the four clients are evaluated using the same set of security problems. However it is different from this paper because CHAOSETH focuses on resilience benchmarking instead of security.

Moreover, none of these solutions support the specification and execution of experiments directly in a production-like environment. None of the approaches focus on exploring the impact of an unstable operating system on an Ethereum client. CHAOSETH provides a systematic way for developers to learn how their Ethereum client implementations react to different system call invocation errors in production. Thanks to CHAOSETH, developers acquire knowledge to enhance the client's error handling capabilities.

B. Chaos Engineering

Basiri et al. [14] presented the principles of chaos engineering in 2016. The earliest known chaos engineering tool is called the 'Chaos Monkey' [14], which has never been deployed to Ethereum, as opposed to the 'Bored Ape' [2]. Zhang et al. [58] designed ChaosMachine, a tool that conducts chaos engineering experiments at the try-catch level for Java applications. Jernberg et al. [33] designed a chaos engineering framework based on the literature and a tool survey, and validated the framework in a real commercial web system. Simonsson et al. [43] proposed ChaosOrca, a chaos engineering system that injects system call errors for dockerized applications. Hernández-Serrato et al. [30] discussed the possibilities to apply machine learning techniques for improving chaos engineering experiments. Ikeuchi et al. [32] proposed a framework for learning a recovery policy using deep reinforcement learning and chaos engineering techniques. Chaos engineering is also applicable in the field of security. Torkura et al. [50] proposed CloudStrike, a tool that focuses on injecting failures which impact security i.e. integrity, confidentiality and availability. Regarding human factors in chaos engineering, Canonico et al. [16] discussed what aspects of AI would be used to make a system more resilient to perturbations and the results of these findings against existing chaos engineering approaches.

The most related work that combines chaos engineering and blockchains is by Sondhi et al. [44]. They apply chaos engineering to evaluate the performance of different consensus algorithms in permissioned blockchains. The perturbation models were designed for representing network failures and message corruptions. In comparison, CHAOSETH injects realistic errors at the level of system call invocations. The perturbations simulate an unstable operating system, which is not researched by the previous related works.

VII. CONCLUSION

In this paper, we present a novel chaos engineering framework called CHAOSETH which actively injects system call invocation errors into Ethereum client implementations to assess their resilience in production. Our experiments show that CHAOSETH is effective to detect the error-handling weaknesses and strengths ranging from direct crashes to

full resilience in the two most popular Ethereum clients, GoEthereum and OpenEthereum. As a direction for future research, it would be promising to investigate the multiple levels for resilience improvement in an Ethereum client: at the operating system level, at the level of standard libraries, and in the client's code.

REFERENCES

- [1] Principles of chaos engineering. <http://principlesofchaos.org/>, April 2018.
- [2] Bored Ape Yacht Club. <https://etherscan.io/address/0xBC4CA0EdA7647A8aB7C2061c2E118A18a936f13D>, 2021.
- [3] Ethereum Is Only as Strong as Its Weakest Link. <https://www.coindesk.com/tech/2021/09/29/ethereum-is-only-as-strong-as-its-weakest-link/>, 2021. Accessed: 2020-10-10.
- [4] Ashar Ahmad, Muhammad Saad, Joongheon Kim, DaeHun Nyang, and David Mohaisen. Performance evaluation of consensus protocols in blockchain-based audit systems. In *2021 International Conference on Information Networking (ICOIN)*, pages 654–656, 2021.
- [5] Amjad Aldweesh, Maher Alharby, Maryam Mehrmezhad, and Aad Van Moorsel. Opbench: A cpu performance benchmark for ethereum smart contract operation code. In *2019 IEEE International Conference on Blockchain (Blockchain)*, pages 274–281, 2019.
- [6] Amjad Aldweesh, Maher Alharby, Ellis Solaiman, and Aad van Moorsel. Performance benchmarking of smart contracts to assess miner incentives in ethereum. In *2018 14th European Dependable Computing Conference (EDCC)*, pages 144–149, 2018.
- [7] Amjad Aldweesh, Maher Alharby, and Aad van Moorsel. Performance benchmarking for ethereum opcodes. In *2018 IEEE/ACS 15th International Conference on Computer Systems and Applications (AICCSA)*, pages 1–2, 2018.
- [8] Ayman Alkhalifah, Alex Ng, Paul A. Watters, and A. S. M. Kayes. A mechanism to detect and prevent ethereum blockchain smart contract reentrancy attacks. *Frontiers in Computer Science*, 3:1, 2021.
- [9] Benjamin Ampel, Mark Patton, and Hsinchun Chen. Performance modeling of hyperledger sawtooth blockchain. In *2019 IEEE International Conference on Intelligence and Security Informatics (ISI)*, pages 59–61, 2019.
- [10] Frederik Armknecht, Jens-Matthias Bohli, Ghassan O. Karame, and Wenting Li. Regulating storage overhead in existing pow-based blockchains. In *Proceedings of the 26th ACM Symposium on Access Control Models and Technologies, SACMAT '21*, page 131–142, New York, NY, USA, 2021. Association for Computing Machinery.
- [11] I. Ashraf, X. Ma, B. Jiang, and W. K. Chan. Gasfuzzer: Fuzzing ethereum smart contract binaries to expose gas-oriented exception security vulnerabilities. *IEEE Access*, 8:99552–99564, 2020.
- [12] Nicola Atzei, Massimo Bartoletti, and Tiziana Cimoli. A survey of attacks on ethereum smart contracts sok. In *Proceedings of the 6th International Conference on Principles of Security and Trust - Volume 10204*, page 164–186, Berlin, Heidelberg, 2017. Springer-Verlag.
- [13] Jean-Philippe Aumasson, Denis Kolegov, and Evangelia Stathopoulou. Security review of ethereum beacon clients, 2021.
- [14] A. Basiri, N. Behnam, R. de Rooij, L. Hochstein, L. Kosewski, J. Reynolds, and C. Rosenthal. Chaos engineering. *IEEE Software*, 33(3):35–41, May 2016.
- [15] Chengjun Cai, Yifeng Zheng, Yuefeng Du, Zhan Qin, and Cong Wang. Towards private, robust, and verifiable crowdsensing systems via public blockchains. *IEEE Transactions on Dependable and Secure Computing*, 18(4):1893–1907, 2021.
- [16] Lorenzo Barberis Canonico, Vimal Vakeel, James Dominic, Paige Rodeghero, and Nathan McNeese. Human-ai partnerships for chaos engineering. In *Proceedings of the IEEE/ACM 42nd International Conference on Software Engineering Workshops, ICSEW'20*, page 499–503, New York, NY, USA, 2020. Association for Computing Machinery.
- [17] Huashan Chen, Marcus Pendleton, Laurent Njilla, and Shouhui Xu. A survey on ethereum systems security: Vulnerabilities, attacks, and defenses. *ACM Comput. Surv.*, 53(3), June 2020.
- [18] Ethereum Community. Ethereum docs: Nodes and clients. <https://ethereum.org/en/developers/docs/nodes-and-clients/>, 2021. Accessed: 2021-08-10.

- [19] J. Correias, P. Gordillo, and G. Román-Díez. Static profiling and optimization of ethereum smart contracts using resource analysis. *IEEE Access*, 9:25495–25507, 2021.
- [20] Mikel Cortes-Goicoechea, Luca Franceschini, and Leonardo Bautista-Gomez. Resource analysis of ethereum 2.0 clients, 2020.
- [21] Mohammad Dabbagh, Mohsen Kakavand, Mohammad Tahir, and Angela Amphawan. Performance analysis of blockchain platforms: Empirical evaluation of hyperledger fabric and ethereum. In *2020 IEEE 2nd International Conference on Artificial Intelligence in Engineering and Technology (IICAIET)*, pages 1–6, 2020.
- [22] Tien Tuan Anh Dinh, Ji Wang, Gang Chen, Rui Liu, Beng Chin Ooi, and Kian-Lee Tan. Blockbench: A framework for analyzing private blockchains. In *Proceedings of the 2017 ACM International Conference on Management of Data, SIGMOD '17*, page 1085–1100, New York, NY, USA, 2017. Association for Computing Machinery.
- [23] Yuefeng Du, Huayi Duan, Anxin Zhou, Cong Wang, Man Ho Au, and Qian Wang. Enabling secure and efficient decentralized storage auditing with blockchain. *IEEE Transactions on Dependable and Secure Computing*, pages 1–1, 2021.
- [24] Caixiang Fan, Sara Ghaemi, Hamzeh Khazaei, and Petr Musilek. Performance evaluation of blockchain systems: A systematic survey. *IEEE Access*, 8:126927–126950, 2020.
- [25] Stephanie Forrest, Steven A. Hofmeyr, Anil Somayaji, and Thomas A. Longstaff. A sense of self for unix processes. In *1996 IEEE Symposium on Security and Privacy, May 6-8, 1996, Oakland, CA, USA*, pages 120–128. IEEE Computer Society, 1996.
- [26] Ying Fu, Meng Ren, Fuchen Ma, Heyuan Shi, Xin Yang, Yu Jiang, Huizhong Li, and Xiang Shi. Evmfuzzer: Detect evm vulnerabilities via fuzz testing. In *Proceedings of the 2019 27th ACM Joint Meeting on European Software Engineering Conference and Symposium on the Foundations of Software Engineering, ESEC/FSE 2019*, page 1110–1114, New York, NY, USA, 2019. Association for Computing Machinery.
- [27] Miguel Alejandro González, Walter Rudametkin, Martin Monperrus, and Romain Rouvoy. Challenging Anti-fragile Blockchain Applications. In *11th EuroSys Doctoral Workshop EuroDW'17*, Belgrade, Serbia, April 2017.
- [28] Ákos Hajdu, Naghmeh Ivaki, Imre Kocsis, Attila Klenik, László Gönczy, Nuno Laranjeiro, Henrique Madeira, and Andrés Pataricza. Using fault injection to assess blockchain systems in presence of faulty smart contracts. *IEEE Access*, 8:190760–190783, 2020.
- [29] Yue Hao, Yi Li, Xinghua Dong, Li Fang, and Ping Chen. Performance analysis of consensus algorithm in private blockchain. In *2018 IEEE Intelligent Vehicles Symposium (IV)*, pages 280–285, 2018.
- [30] J. Hernández-Serrato, A. Velasco, Y. Nifio, and M. Linares-Vásquez. Applying machine learning with chaos engineering. In *2020 IEEE International Symposium on Software Reliability Engineering Workshops (ISSREW)*, pages 151–152, 2020.
- [31] Huawei Huang, Wei Kong, Sicong Zhou, Zibin Zheng, and Song Guo. A survey of state-of-the-art on blockchains: Theories, modelings, and tools. *ACM Comput. Surv.*, 54(2), March 2021.
- [32] H. Ikeuchi, J. Ge, Y. Matsuo, and K. Watanabe. A framework for automatic failure recovery in ict systems by deep reinforcement learning. In *2020 IEEE 40th International Conference on Distributed Computing Systems (ICDCS)*, pages 1310–1315, 2020.
- [33] Hugo Jernberg, Per Runeson, and Emelie Engström. Getting started with chaos engineering - design of an implementation framework in practice. In *Proceedings of the 14th ACM / IEEE International Symposium on Empirical Software Engineering and Measurement (ESEM)*, ESEM '20, New York, NY, USA, 2020. Association for Computing Machinery.
- [34] Abhilash Kancharla, Zuqiang Ke, Nohpill Park, and Hyeyoung Kim. Hybrid chain and dependability. In *Proceedings of the 2nd ACM International Symposium on Blockchain and Secure Critical Infrastructure, BSCI '20*, page 204–209, New York, NY, USA, 2020. Association for Computing Machinery.
- [35] Abhilash Kancharla, Jongho Seol, Nohpill Park, and Hyeyoung Kim. Slim chain and dependability. BSCI '20, page 180–185, New York, NY, USA, 2020. Association for Computing Machinery.
- [36] Karama Kanoun and Lisa Spainhower. *Dependability Benchmarking for Computer Systems*. Wiley-IEEE Computer Society Pr, 2008.
- [37] Ying Liu, Kai Zheng, Paul Craig, Yuexuan Li, Yangkai Luo, and Xin Huang. Evaluating the reliability of blockchain based internet of things applications. In *2018 1st IEEE International Conference on Hot Information-Centric Networking (HotICN)*, pages 230–231, 2018.
- [38] Carlos Melo, Jamilson Dantas, Danilo Oliveira, Iure Fé, Rubens Matos, Renata Dantas, Ronierison Maciel, and Paulo Maciel. Dependability evaluation of a blockchain-as-a-service environment. In *2018 IEEE Symposium on Computers and Communications (ISCC)*, pages 00909–00914, 2018.
- [39] Satoshi Nakamoto. Bitcoin: A peer-to-peer electronic cash system. 2008.
- [40] Roberto Natella, Domenico Cotroneo, and Henrique S. Madeira. Assessing dependability with software fault injection: A survey. *ACM Comput. Surv.*, 48(3), February 2016.
- [41] Casey Rosenthal, Aaron Blohowiak Lorin Hochstein, Nora Jones, and Ali Basiri. *Chaos engineering - Building confidence in system behavior through experiments*. O'Reilly, 2017.
- [42] Jongho Seol, Abhilash Kancharla, Nicole Park, Nohpill Park, and Indy Park. The dependability of crypto linked off-chain file systems in back-end blockchain analytics engine. *International Journal of Networked and Distributed Computing*, 6:210–215, 2018.
- [43] Jesper Simonsson, Long Zhang, Brice Morin, Benoit Baudry, and Martin Monperrus. Observability and chaos engineering on system calls for containerized applications in docker. *Future Generation Computer Systems*, 2021.
- [44] Shiv Sondhi, Sherif Saad, Kevin Shi, Mohammad Mamun, and Issa Traore. Chaos engineering for understanding consensus algorithms performance in permissioned blockchains, 2021.
- [45] João Sousa, Alysso Bessani, and Marko Vukolic. A byzantine fault-tolerant ordering service for the hyperledger fabric blockchain platform. In *2018 48th Annual IEEE/IFIP International Conference on Dependable Systems and Networks (DSN)*, pages 51–58, 2018.
- [46] BPF-HELPER(7) - Linux Programmer's Manual. <https://www.man7.org/linux/man-pages/man7/bpf-helpers.7.html>, 2019. Accessed: 2020-05-10.
- [47] ERRNO(3) - Linux Programmer's Manual. <http://man7.org/linux/man-pages/man3/errno.3.html>, 2019. Accessed: 2020-05-10.
- [48] syscalls(2) - Linux Programmer's Manual. <http://man7.org/linux/man-pages/man2/syscalls.2.html>, 2019. Accessed: 2020-04-20.
- [49] Bo Tang, Hongjuan Kang, Jingwen Fan, Qi Li, and Ravi Sandhu. Iot passport: A blockchain-based trust framework for collaborative internet-of-things. In *Proceedings of the 24th ACM Symposium on Access Control Models and Technologies, SACMAT '19*, page 83–92, New York, NY, USA, 2019. Association for Computing Machinery.
- [50] K. A. Torkura, M. I. H. Sukmana, F. Cheng, and C. Meinel. Cloudstrike: Chaos engineering for security and resiliency in cloud infrastructure. *IEEE Access*, 8:123044–123060, 2020.
- [51] Hong-Linh Truong and Filip Rydzi. Benchmarking blockchain interactions in mobile edge cloud software systems. 04 2019.
- [52] Haijun Wang, Ye Liu, Yi Li, Shang-Wei Lin, Cyrille Artho, Lei Ma, and Yang Liu. Oracle-supported dynamic exploit generation for smart contracts. *IEEE Transactions on Dependable and Secure Computing*, pages 1–1, 2020.
- [53] Zeli Wang, Hai Jin, Weiqi Dai, Kim-Kwang Raymond Choo, and Deqing Zou. Ethereum smart contract security research: survey and future research opportunities. *Frontiers Comput. Sci.*, 15(2):152802, 2021.
- [54] Sam M. Werner, Daniel Perez, Lewis Gudgeon, Ariah Klages-Mundt, Dominik Harz, and William J. Knottenbelt. Sok: Decentralized finance (defi), 2021.
- [55] Gavin Wood. Ethereum: A secure decentralised generalised transaction ledger, 2021. Accessed: 2021-04-10.
- [56] Bo Wu, Ke Xu, Qi Li, Shoushou Ren, Zhuotao Liu, and Zhichao Zhang. Toward blockchain-powered trusted collaborative services for edge-centric networks. *IEEE Network*, 34(2):30–36, 2020.
- [57] Yang Xiang, Mukaddim Pathan, Guiyi Wei, and Giancarlo Fortino. Availability, resilience, and fault tolerance of internet and distributed computing systems. *Concurrency and Computation: Practice and Experience*, 27(10):2503–2505, 2015.
- [58] L. Zhang, B. Morin, P. Haller, B. Baudry, and M. Monperrus. A chaos engineering system for live analysis and falsification of exception-handling in the jvm. *IEEE Transactions on Software Engineering*, pages 1–1, 2019.
- [59] Long Zhang, Brice Morin, Benoit Baudry, and Martin Monperrus. Maximizing error injection realism for chaos engineering with system calls. *IEEE Transactions on Dependable and Secure Computing*, pages 1–1, 2021.
- [60] Mengya Zhang, Xiaokuan Zhang, Yinqian Zhang, and Zhiqiang Lin. TXSPECTOR: Uncovering attacks in ethereum from transactions. In *29th USENIX Security Symposium (USENIX Security 20)*, pages 2775–2792. USENIX Association, August 2020.

- [61] Qi Zhang, Petr Novotny, Salman Baset, Donna Dillenberger, Artem Barger, and Yacov Manevich. Ledgerguard: Improving blockchain ledger dependability. In Shiping Chen, Harry Wang, and Liang-Jie Zhang, editors, *ICBC 2018*, pages 251–258, Cham, 2018. Springer International Publishing.