

Carbon Atom Reactivity with Amorphous Solid Water: H₂O Catalyzed Formation of H₂CO

Germán Molpeceres,^{*,†} Johannes Kästner,[†] Gleb Fedoseev,^{‡,¶} Danna Qasim,^{‡,§}
Richard Schömig,[†] Harold Linnartz,[‡] and Thanja Lamberts^{*,||,‡}

[†]*Institute for Theoretical Chemistry, University of Stuttgart, 70569, Stuttgart, Germany*

[‡]*Laboratory for Astrophysics, Leiden Observatory, Leiden University, PO Box 9513, 2300 RA Leiden, The Netherlands*

[¶]*Research Laboratory for Astrochemistry, Ural Federal University, Kuibysheva St. 48, 620026 Ekaterinburg, Russia*

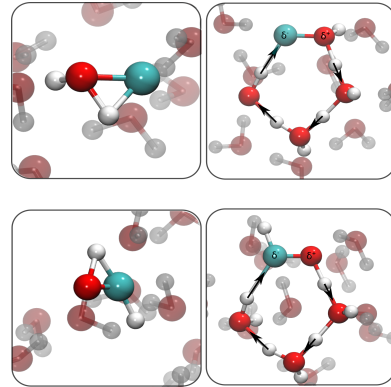
[§]*Current address: Astrochemistry Laboratory, NASA Goddard Space Flight Center, Greenbelt, MD 20771, USA*

^{||}*Leiden Institute of Chemistry, Gorlaeus Laboratories, Leiden University, PO Box 9502, 2300 RA Leiden, The Netherlands*

E-mail: molpeceres@theochem.uni-stuttgart.de; a.l.m.lamberts@lic.leidenuniv.nl

Abstract

We report new computational and experimental evidence of an efficient and astrochemically relevant formation route to formaldehyde (H₂CO). This simplest carbonylic compound is central to the formation of complex organics in cold interstellar clouds, and is generally regarded to be formed by the hydrogenation of solid-state carbon monoxide. We demonstrate H₂CO formation *via* the reaction of carbon atoms with amorphous solid water. Crucial to our proposed mechanism is a concerted proton transfer catalyzed by the water hydrogen bonding network. Consequently, the reactions $^3\text{C} + \text{H}_2\text{O} \longrightarrow ^3\text{HCOH}$ and $^1\text{HCOH} \longrightarrow ^1\text{H}_2\text{CO}$ can take place with low or without barriers, contrary to the high-barrier traditional internal hydrogen migration. These low barriers or absence thereof explain the very small kinetic isotope effect in our experiments when comparing the formation of H₂CO to D₂CO. Our results reconcile the disagreement found in the literature on the reaction route: $\text{C} + \text{H}_2\text{O} \longrightarrow \text{H}_2\text{CO}$.



TOC graphic

In molecular clouds where stars are born, temperatures can be as low as 10 K, and water is the main component of the ice mantles coating micron-sized dust grains.¹ On the surface of these grains, a rich chemistry accounts for much of the chemical complexity of the known interstellar complex organic molecules (COMs).²⁻⁵ At the core of COM synthesis in space is the formation of bonds to carbon atoms, which, in turn, depends upon the main reservoir of carbon. In the translucent stage of a molecular cloud or under influence of cosmic-ray irradiation, carbon is predominantly present in its atomic form C(³P₀).⁶⁻¹² The interaction

of atomic carbon with water has been extensively studied, both experimentally and theoretically.^{13–20} The particularly puzzling contrast between the gas phase and the condensed phase is illustrated by the reduction of the C–O distance of 1.89 Å in the gas-phase C–H₂O complex,¹⁵ to 1.50 Å on average in water clusters.^{19,20} In these clusters, the C–O distance depends on the local geometry of the adsorption site, the formation of a ³C–OH₂ complex¹⁹ and/or the formation of a [COH[−] + H₃O⁺] complex.²⁰

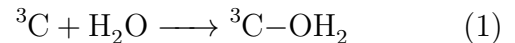
Formaldehyde (H₂CO) is the lowest energy isomer of C–H₂O and is a key species in astrochemical reaction networks as a precursor of COMs.^{21,22} At present, chemical models consider the sequential hydrogenation of solid CO as its main surface formation route.^{23,24} This links H₂CO formation to later stages of a molecular cloud, where CO ice is typically abundant.^{1,25} The formation of H₂CO may proceed also in the gas phase.²⁶

The ³C + H₂O → *products* reaction in the gas phase proceeds through quantum tunneling, indicated by a lower reactivity with D₂O.¹⁶ In matrix-isolation studies, however, no products for the same reaction have been detected.^{13,15} Furthermore, C atoms generated in an arc discharge react with water at 77 K.¹⁴ A subsequent GC/MS analysis showed a variety of aldoses, and, among them, formaldehyde. Very recent experimental work indicates the formation of H₂CO in the solid state on water ice.²⁷

In this letter we provide a detailed explanation of the formation of formaldehyde from the reaction of carbon atoms with amorphous solid water within a theoretical framework, supported by tailored experiments. Our work simulates the earliest stages in the star formation process, before the catastrophic CO freeze-out stage,²⁸ *i.e.*, before the CO hydrogenation chain dominates H₂CO formation. Our experiments probe the kinetic isotope effect, comparing the products of the reactions C + H₂O/HDO/D₂O. We resolve the apparent discrepancy between earlier studies by introducing our proposed mechanism in which water molecules collectively catalyze the reaction *via* a proton transfer. We show that this transfer

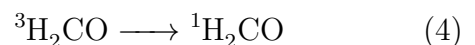
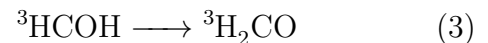
operates throughout the entire ³C + H₂O → H₂CO reaction sequence. This implies that formaldehyde ice abundances could be higher than previously anticipated, especially in the early stages of star formation, which is soon expected to be probed by James Webb Space Telescope (JWST) observations of interstellar ices.^{1,29}

We modeled the formation of H₂CO on amorphous water ice clusters considering two distinct mechanisms: **1**. Traditional internal isomerization, and **2**. Concerted water-assisted isomerization, and compare this to the internal isomerization in the gas phase. Below, we list the relevant reaction steps for which we wish to point out that in both mechanisms all species are at all times adsorbed on a surface. Thus, mechanism **1** may resemble the process in the gas phase, but with adsorbed reactants. We present transition states for both mechanisms and the analogs in the gas phase in Fig. 1 to guide the reader through the discussion. For both mechanisms the reaction sequence starts with:

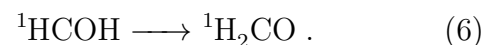


Reaction (1) represents the complex formation and reaction (2) an insertion or isomerization *via* internal hydrogen migration.

Subsequently, also for both mechanisms, an intersystem crossing (ISC) to the singlet surface needs to take place followed by a hydrogen migration to finally yield formaldehyde, either through



or



Reactions (2), (3) and (6) proceed with high activation barriers in the gas phase.^{16,17,30} We test

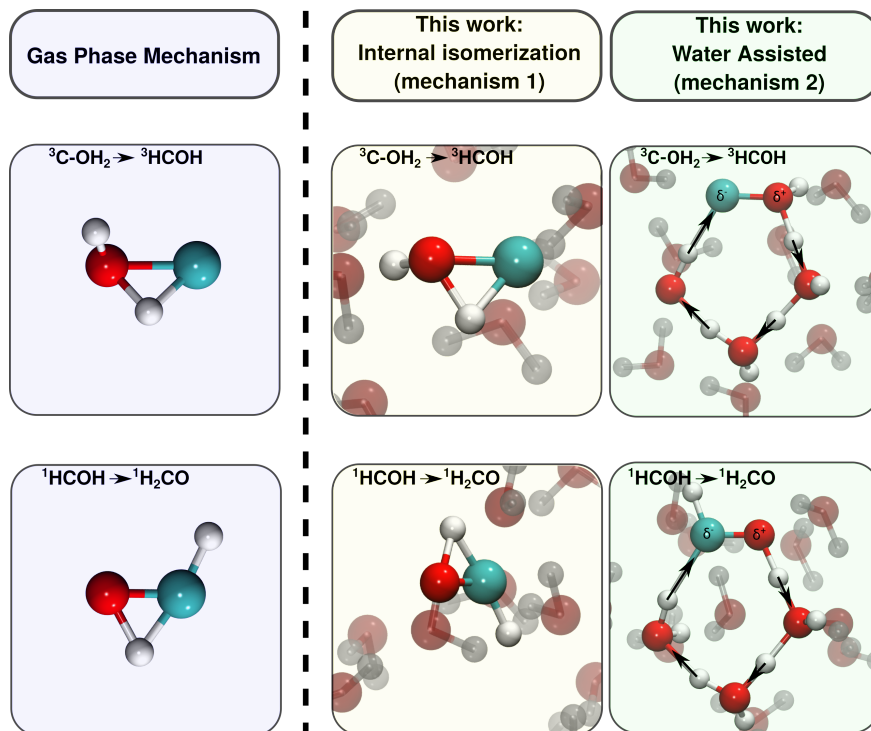


Figure 1: Transition state geometries for reaction (2) in the upper row, and reaction (6), in the lower row, in the gas phase (left column) and for both the traditional internal isomerization mechanism **1** (middle column) and the concerted water-assisted mechanism **2** (right column). Atoms directly involved in the reaction mechanism are depicted in full color, water molecules not participating in the reaction are transparent in the background. Color code: Teal – Carbon, Red – Oxygen, White – Hydrogen

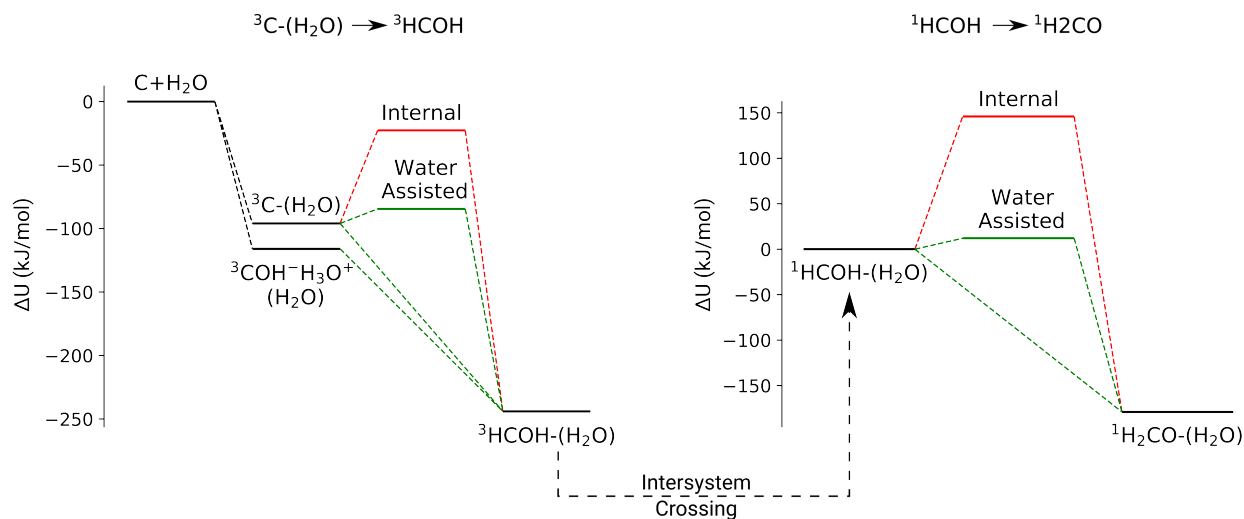


Figure 2: Schematic reaction profiles for reactions (2) and (6) within the internal isomerization mechanism (Mechanism **1**, red) and the water assisted mechanism (Mechanism **2**, green). Note that green dashed lines here represent paths with a small barrier and barrierless paths. The minima are taken as the average binding energies listed in Table 1 and the saddle points as the highest activation energies in Table 2. For ${}^1\text{H}_2\text{CO}$, the binding energy is taken as the average of the endpoints of intrinsic reaction coordinate calculations. The reader is referred to the text for an extensive discussion of the energetics of the reaction.

here to what extent this holds in mechanism **1**. Mechanism **2** follows the same reaction steps, but a surrounding ice water molecule acts as a proton donor (*e.g.*, δ^+) for reactions (2) and (6) (depicted by the arrows in Fig. 1), greatly lowering the reaction barriers, see also Fig. 2. Note that reaction (3) does not proceed in mechanism **2** and is not included in either Fig. 1 or Fig. 2.

Reactions are computationally studied individually by placing the respective reactants on a water ice cluster, $(\text{H}_2\text{O})_{14}$. We randomly placed the adsorbates: ^3C , $^3\text{HCOH}$ and $^1\text{HCOH}$ on different pre-optimized $(\text{H}_2\text{O})_{14}$ clusters, constructed *via* molecular dynamics heating followed by a geometry optimization using *ab-initio* methods and determining 48, 42 and 44 binding sites, respectively. The ranges of binding energies along with their average value for each adsorbate are gathered in Table 1. From these binding sites both mechanism **1** and mechanism **2** were explored, in search of transition states for reactions (2), (3) and (6). We utilized a single shallow binding site for mechanism **1**, whereas we sampled three binding sites for mechanism **2**, because the latter is more dependent on the binding site geometry. The level of theory used is MPWB1K/def2-TZVP on optimized structures at the MPWB1K/def2-SVP level, and benchmarked against gas-phase values using the UCCSD(T)-F12a/cc-pVTZ-F12//MPWB1K/def2-TZVP level of theory (also included in Table 2). This yields very good results within the variability provided by the different binding sites. Note that our values in the triplet channel are also in good agreement with the results of Hickson et al.¹⁶ and Li et al.¹⁷

To describe the striking difference between both mechanisms, that ultimately renders a completely different physicochemical picture, we first focus on the reaction sequence in mechanism **1** followed by mechanism **2**. Figure 2 gives a schematic representation of the energy profile of both mechanisms. Table 1 and 2 build on Fig. 2, providing detailed values of the binding energies and activation barriers. All binding energies are computed from the difference between the energy of the adsorbate+cluster mi-

nus the sum of the separate components while activation energies are obtained relative to the reactant on the surface obtained from intrinsic reaction coordinate (IRC) calculations. All binding energies (Table 1) and activation energies (Table 2) are reported including zero-point energy (ZPE). More details on the protocol followed for the *ab-initio* calculations can be found in the Supporting Information.

Mechanism 1. The onset of the reaction is the binding of a carbon atom atop amorphous solid water (ASW). Three regimes can be clearly distinguished, see also Table 1. The first regime, $^3\text{C} + (\text{H}_2\text{O})_{14} \longrightarrow ^3\text{C} - (\text{H}_2\text{O})_{14}$ is the one relevant for mechanism **1**, since there is no spontaneous chemical conversion after interacting with H_2O ice.^{19,20} Within this regime we expect other reactions with carbon to be possible, *e.g.* to form CH_4 after hydrogenation.³² In order to form $^3\text{HCOH}$ via internal isomerization, the hydrogen atom of $\text{C}-\text{OH}_2$ that migrates should not take part in any hydrogen bonds with the backbone of the cluster, see middle top panel in Fig. 1. Such a site ($U_{\text{bind}} = 72.8$ kJ/mol) rendered an activation energy of $\Delta U_a = 73.3$ kJ/mol. After formation of $^3\text{HCOH}$, chemical conversion to $^3\text{H}_2\text{CO}$ is studied through a transition state found for a weak binding site ($U_{\text{bind}} = 10.3$ kJ/mol) with a resulting barrier of 123.9 kJ/mol. Both activation energies are either higher than or very similar to the corresponding gas-phase reaction,¹⁷ see Table 2. Such barriers are too high to be overcome at 10 K, even on interstellar timescales.

The formation of formaldehyde would require intersystem crossing (ISC) from $^3\text{HCOH}$ to $^1\text{HCOH}$ *via* reaction (5). The singlet state is more stable than the triplet one by 88.9 kJ/mol. The explicit simulation of ISC is beyond the scope of the present work, but studies in the gas phase showed that the spin-orbit coupling is strong,³³ which determines the intersystem crossing rate. We expect that the ‘heavy’ O atoms in the ice further enhance spin-orbit coupling. Experimental ISC timescales for reaction (4) report fast conversion (ns to μs)^{34,35} and we expect the same for reaction (5).

Finally, a relatively shallow binding site ($U_{\text{bind}} = 22$ kJ/mol, with the OH moiety not

Table 1: Binding energy ranges and averages for the different species and complexes on water clusters considered in this work. Average binding energies are obtained as the mean of the individual binding energies in each binding site. Please note that the binding energies provided here apply to both mechanisms **1** and **2**.

Adsorbate - cluster system	Binding energy range (kJ/mol)	Average binding energy (kJ/mol)
${}^3\text{C} + (\text{H}_2\text{O})_{14} \longrightarrow {}^3\text{C} - (\text{H}_2\text{O})_{14}^i$	60 - 133	96
${}^3\text{C} + (\text{H}_2\text{O})_{14} \longrightarrow {}^3[\text{COH}^- \text{H}_3\text{O}^+] - (\text{H}_2\text{O})_{13}$	88 - 143	116
${}^3\text{C} + (\text{H}_2\text{O})_{14} \longrightarrow {}^3\text{HCOH} - (\text{H}_2\text{O})_{13}$	231 - 268	244
${}^3\text{HCOH} + (\text{H}_2\text{O})_{14} \longrightarrow {}^3\text{HCOH} - (\text{H}_2\text{O})_{14}$	7.5 - 52.5	29.4
${}^1\text{HCOH} + (\text{H}_2\text{O})_{14} \longrightarrow {}^1\text{HCOH} - (\text{H}_2\text{O})_{14}$	7.8 - 95.6	52.4

ⁱa) The values provided in the literature for ${}^3\text{C}$ on ASW (average binding) are 116 kJ/mol and 79 kJ/mol.^{19,20}

b) ${}^3\text{C}$ adsorption on ice I_h reported binding energies are 153 and 127 kJ/mol depending on the binding site.³¹

ⁱⁱAccording to our sampling: 71% ${}^3\text{C} - (\text{H}_2\text{O})_{14}$; 19% ${}^3[\text{COH}^- \text{H}_3\text{O}^+] - (\text{H}_2\text{O})_{13}$; and 10% ${}^3\text{HCOH} - (\text{H}_2\text{O})_{13}$

Table 2: Activation energies without (ΔE_a) and with ZPE (ΔU_a) in kJ/mol for reactions (2), (3) and (6) in the gas phase, *via* the internal isomerisation mechanism (**1**) and the water-assisted isomerisation mechanism (**2**) at the MPWB1K/def2-TZVP//MPWB1K/def2-SVP level of theory. In parentheses UCCSD(T)-F12a/cc-pVTZ-F12//MPWB1K/def2-TZVP reference values.

Mechanism	Reaction	Binding site ⁱ	ΔE_a	ΔU_a
Gas phase	reaction (2)	–	69.7 (72.5)	57.3 (60.1)
	reaction (3)	–	139.6 (139.7)	126.6 (126.6)
	reaction (6)	–	151.3 (144.4)	134.9 (127.9)
Mechanism 1	reaction (2)	shallow	86.9	73.3
	reaction (3)	shallow	138.3	123.9
	reaction (6)	shallow	163.8	146.6
Mechanism 2 ⁱⁱ	reaction (2)	medium / deep	30.3–36.9	9.7–11.5
		$[\text{COH}^- + \text{H}_3\text{O}^+]$	17.5	-0.31
	reaction (6)	medium / 2 deep	12.8–31.7	-1.0–12.0

ⁱSee text

ⁱⁱReaction (3) does not proceed in Mechanism 2.

interacting with the ice) gives an activation energy of $\Delta U_a=146.6$ kJ/mol for reaction (6), ${}^1\text{HCOH} \longrightarrow {}^1\text{H}_2\text{CO}$, depicted in the middle bottom panel in Fig. 1. The barrier is significantly higher than in the gas phase. We attribute this to a stabilizing effect of the surface on the reactant state, again rendering this pathway unlikely to be relevant at low temperatures.

In short, as a result of the high barriers involved, also on the surface, the traditional internal isomerization mechanism **1** is unlikely to lead to formaldehyde on water ices.

Mechanism 2. During the adsorption of ${}^3\text{C}$ on ASW, not only the ${}^3\text{C}-\text{H}_2\text{O}$ structure is found, but also two other outcomes are observed: a

$[\text{COH}^- + \text{H}_3\text{O}^+]$ complex²⁰ and a direct and barrierless to ${}^3\text{HCOH}$, also hinted at by Shimonishi et al.¹⁹ Closer inspection of our optimization trajectories shows that the migrating H is transferred from a polarized water molecule close to the ${}^3\text{C}-\text{OH}_2$ adduct, resembling an acid-base process. Whether or not this chemical conversion takes place thus greatly depends on the local geometry of the water into which the carbon inserts. The Supporting Information details that the barrierless pathway remains barrierless, also for other exchange and correlation functionals.

In addition to this barrierless pathway, concerted transition states leading to ${}^3\text{HCOH}$ for-

mation are explored. We depict one in the top right panel in Fig. 1. We found no transition state for the weakly bound C atom, further suggesting that reactions involving free carbon happen in these binding sites. For the strongly and medium bound atoms, the activation energies are $\Delta U_a=9.7$ and 11.5 kJ/mol, respectively, a factor ~ 7 lower than for the mechanism **1**, see also Fig. 2.

Finally, the transition state found for the $[\text{COH}^- + \text{H}_3\text{O}^+]$ complex leads to a negative barrier (*i.e.*, barrierless) upon the inclusion of the ZPE correction. In general, including ZPE corrections reduces the barrier more for the water-assisted mechanism, see Table 2, which can be rationalized by the imaginary transition mode involving collective high-frequency water stretching modes.

Since ${}^3\text{HCOH}$ can thus readily be formed, we also examined the conversion to ${}^3\text{H}_2\text{CO}$ through the water-assisted mechanism. However, all three binding sites lead to endothermic reaction paths and thus reaction (3) and, therefore, also reaction (4) are unlikely to take place. For the intersystem crossing reaction (5), ${}^3\text{HCOH} \longrightarrow {}^1\text{HCOH}$, the same reasoning as mentioned above holds.

Finally, transition states for reaction (6) are found for three different binding sites. Two of them lead to activation energies of $\Delta U_a=9.0$ and 12.0 kJ/mol, in agreement with a previous work.³⁶ For the third binding site, the reaction is barrierless upon inclusion of ZPE. This is clearly depicted also in the bottom right panel of Fig. 1: the water ice acts as a catalyst for the reaction transferring a proton from the surface hydrogen bond network to the CH moiety.

Summarizing, the ${}^1\text{HCOH} \longrightarrow {}^1\text{H}_2\text{CO}$ reaction sequence can take place via the water-assisted mechanism. For some binding sites, we find no barrier for the reaction. Combining this finding with the results for reaction (1) and reaction (2), opens the possibility of an effectively barrierless reaction pathway for the formation of H_2CO from the $\text{C} + \text{H}_2\text{O}$ reaction assuming that intersystem crossing is fast, see Fig. 2.

Deuteration and Experiments. An overall low-barrier or barrierless pathway implies that, on ice, a small isotope effect is expected for

Table 3: Activation energies (ΔU_A in kJ/mol) for water assisted reactions (2) and (6) and three deuteration cases, see text, compared to Case 0 without deuteration.

Reaction			
${}^3\text{C}-\text{OH}_2 \longrightarrow {}^3\text{HCOH}$		${}^1\text{HCOH} \longrightarrow {}^1\text{H}_2\text{CO}$	
Case	ΔU_A	Case	ΔU_A
Highest Activation Energy			
Case 0	11.5	Case 0	12.0
Case 1	12.3	Case 1	12.2
Case 2	18.3	Case 2	17.4
Case 3	17.8	Case 3	17.9
Lowest Activation Energy			
Case 0	-0.3	Case 0	-1.0
Case 1	3.4	Case 1	2.3
Case 2	5.6	Case 2	3.7
Case 3	5.4	Case 3	3.9

reactions in which the hydrogen atoms are replaced by deuterium. This is in stark contrast with results obtained in the gas phase finding a significant kinetic isotope effect.¹⁶ Furthermore, the so-called deuterium fractionation of molecules is often used as a probe to understand whether formation has taken place in early or late molecular cloud stages in the ISM.³⁷ The barrierless nature of the reaction could have a consequential effect on formaldehyde deuterium fractionation in interstellar clouds.

The influence of deuterium substitution on the activation energies is evaluated by recomputing barrier heights for three different deuterium substitution cases for the key reactions (2) and (6) in mechanism **2**:

1. Substitution of the H atom that transfers to the C atom.
2. Substitution of all H atoms taking part in the water-assisted mechanism (*e.g.*, those in the concerted transition state)
3. Substitution of all H atoms in the water cluster.

We selected the binding sites associated with the highest and lowest activation energy. Our results are summarized in Table 3.

The transition states concern a concerted motion, involving many molecules which is nicely

illustrated by the fact that the activation energy is only mildly affected in Case 1, but clearly increases for Cases 2 and 3. The increase of the barrier height finds its origin in the delocalized nature of the transition state, significantly reducing the magnitude of the imaginary transition mode. Despite the increase, the activation energies remain low enough to expect that a reaction between the carbon atom and deuterated water can take place, for instance *via* tunneling.²⁷ Note that the barrierless pathways for ³HCOH formation in reaction (2) are also still relevant for reactions with HDO or D₂O.

Our theoretical results were tested against four tailored experiments that we performed following H₂CO detection in previous works.^{27,32,38} Table 4 outlines the four co-depositions of a mixture of C atoms, H₂O, and/or D₂O at 10 K using the SURFRESIDE³ setup.³⁸ Experiments 1 and 2 test formation of H₂CO and D₂CO. Experiment 3 probes the simultaneous formation of H₂CO, HDCO and D₂CO isotopologues from reaction of carbon with H₂O, HDO, and D₂O. In particular, HDO is formed as the result of D/H exchange on the metal walls of the dosing line capillaries upon simultaneous injection of H₂O and D₂O vapours which thus leads to the deposition of a H₂O:HDO:D₂O mixture. Note that while there is no production of C atoms in our control experiment 4, the source was operated at a low temperature of 1200 °C in order to account for the possible effects of contaminants from the degasing C-atom source, such as H₂O and CO₂. The growing ice was monitored with Reflection Absorption InfraRed Spectroscopy (RAIRS). More details on the experiments are given in the Supporting Information.

The RAIR spectra corresponding to experiments 1 – 4 are depicted in Fig. 3 for the wavenumber range specific to the CO stretch, CH₂ scissoring and rocking modes of the three formaldehyde isotopes of interest here: 1750 – 980 cm⁻¹. The peak positions for all relevant molecules are indicated with a line at the corresponding wavenumber in the figure and are listed in the Supporting Information. Experiments 1 and 2 show clear H₂O / H₂CO and D₂O / D₂CO detections, respectively. This

Table 4: Summary of the four key experiments, including the atomic and molecular effective fluxes and the total time of the experiment.

#	C cm ⁻² s ⁻¹	H ₂ O cm ⁻² s ⁻¹	D ₂ O cm ⁻² s ⁻¹	Time min
1	5×10^{11}	1.2×10^{13}	–	50
2	5×10^{11}	–	1.4×10^{13}	50
3	5×10^{11}	1.4×10^{13}	1.6×10^{13}	125
4	–	1.4×10^{13}	1.6×10^{13}	65

also points towards the fact that indeed intersystem crossing has occurred on a short timescale. Integrating the CO stretch area under the peak, and taking into account the corresponding absorption band strength,^{39,40} this leads to a H₂CO/D₂CO ratio of about 1.2. In other words, we find a very small kinetic isotope effect, that we attribute to the overall isotope effect of the various reactions in the reaction sequence C + H₂O_{ASW} → H₂CO_{ASW}. Experiment 3 shows that all three formaldehyde isotopologues have been formed simultaneously from a co-deposition of C + H₂O/HDO/D₂O. No kinetic isotope effect can be calculated in experiment 3 because the band strength of the CO stretch mode for HDCO is not reported and the three carbonyl stretch modes overlap with each other and with the H₂O bending mode. Control experiment 4 indicates that no formaldehyde is formed without impacting C-atoms and also no effect is seen due to potential contaminants in the C-atom source. These experimental results are fully in line with the computational outcomes presented above in Table 3.

We conclude this work emphasizing that we have found an intricate reaction mechanism for the formation of formaldehyde from carbon atoms on top of amorphous solid water, modelled via an ice cluster approach. This work now reconciles the mismatch between gas-phase and solid-state experimental and theoretical efforts through the finding that the water assisted mechanism (2) relies on the collective interplay of the water ice network leading to a concerted proton transfer. Therefore, it operates much more efficiently than the internal hydrogen migration mechanism (1), and explains the

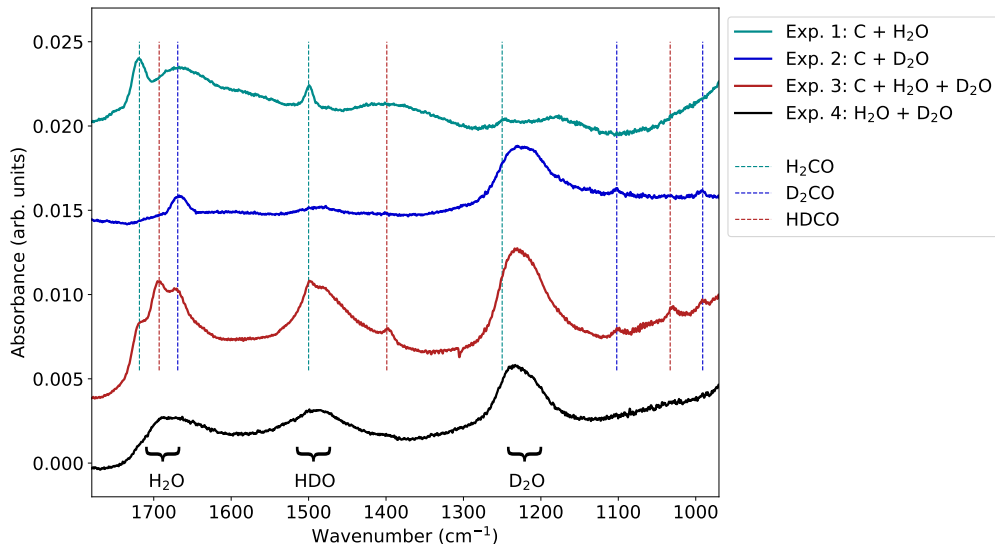


Figure 3: RAIR spectra of the four experiments outlined in Table 4. The vertical lines indicate peak positions of the formaldehyde and water isotopologues.

lack of detection of reaction products in matrix-isolation experiments.^{13,15} Furthermore, we expand on previous computational work^{19,20} discussing the initial stages of $^3\text{C} + \text{H}_2\text{O}$ interaction with ASW.

The low or null activation barriers for the water-assisted mechanism explain the rapid solid-state formation of H_2CO on amorphous solid water seen experimentally. They are also consistent with the minute kinetic isotope effect observed for the formation of D_2CO , in contrast with gas-phase studies¹⁶ and in agreement with a recent laboratory effort.²⁷ The internal isomerization mechanism (Mechanism 1) in turn, analogous to the gas-phase process,^{16,17} presents barriers too high to be relevant under interstellar cold conditions as those found in molecular clouds.

From an astrochemical point-of-view our results serve to highlight the following implications:

- The evidence of a catalytic effect of water – and potentially other hydrogen bonded networks – suggests that proton transfer reactions may operate in interstellar ices in the presence of highly polarizing adsorbates;
- The formation of H_2CO in early stages of a molecular cloud lifetime points to an

early formation of carbon bearing (complex) organic molecules;

- The deuterium fractionation of observed formaldehyde in cold regions will be influenced by the reaction route presented here, and should be taken into account along with the deuterium fractionation expected from the main formation route of formaldehyde in later states of a molecular cloud $\text{CO} + 2\text{H}/\text{D}$;
- The formation route proposed here opens new avenues for several astrochemical reaction networks, *e.g.*, formation of methanol via subsequent hydrogen additions, and reactions with other radicals that are abundant in the water ice phase, worth to be explored by astrochemical models

Acknowledgement Ko-Ju Chuang and Melissa McClure are greatly thanked for stimulating discussions. We also thank the anonymous reviewers for their suggestions. Computer time was granted by the state of Baden-Württemberg through bwHPC and the German Research Foundation (DFG) through grant no. INST 40/467-1FUGG is greatly acknowledged. G.M thanks the Alexander von Humboldt Foundation for a post-doctoral research

grant. We thank the Deutsche Forschungsgemeinschaft (DFG, German Research Foundation) for supporting this work by funding EXC 2075 - 390740016 under Germany's Excellence Strategy. T.L. is grateful for support from the Dutch Research Council (NWO) via a VENI fellowship (grant no. 722.017.008). Astrochemistry in Leiden is supported by the Dutch Astrochemistry Network (DAN) II (Project No. 648.000.029). G.F. acknowledges financial support from the Russian Ministry of Science and Higher Education via the State Assignment Contract. FEUZ-2020-0038. This work has been supported in part by the Danish National Research Foundation through the Center of Excellence 'InterCat' (Grant agreement no.: DNRF150)

Supporting Information Available

Details on the theoretical framework as well as the experimental set-up can be found in the Supporting Information. Furthermore, intrinsic reaction coordinate calculations, consistency tests for the barrierless conversion and transition state geometries are included as well.

References

- (1) Boogert, A. C. A.; Gerakines, P. A.; Whittet, D. C. Observations of the icy universe. *Annu. Rev. Astron. Astrophys.* **2015**, *53*, 541–581.
- (2) Herbst, E.; van Dishoeck, E. F. Complex Organic Interstellar Molecules. *Annu. Rev. Astron. Astrophys.* **2009**, *47*, 427–480.
- (3) Jin, M.; Garrod, R. T. Formation of Complex Organic Molecules in Cold Interstellar Environments through Nondiffusive Grain-surface and Ice-mantle Chemistry. *Astrophys. J. Suppl. Ser.* **2020**, *249*, 26.
- (4) Manigand, S.; Jørgensen, J. K.; Calcutt, H.; Müller, H. S. P.; Ligtnerink, N. F. W.; Coutens, A.; Drozdovskaya, M. N.; van Dishoeck, E. F.; Wampfler, S. F. The ALMA-PILS survey: inventory of complex organic molecules towards IRAS 16293-2422 A. *Astron. Astrophys.* **2020**, *635*, A48.
- (5) Yang, Y.-L. et al. The Perseus ALMA Chemistry Survey (PEACHES). I. The Complex Organic Molecules in Perseus Embedded Protostars. *Astrophys. J.* **2021**, *910*, 20.
- (6) van Dishoeck, E. F.; Black, J. H. The Photodissociation and Chemistry of Interstellar CO. *Astrophys. J.* **1988**, *334*, 771.
- (7) Snow, T. P.; McCall, B. J. Diffuse Atomic and Molecular Clouds. *Annu. Rev. Astron. Astrophys.* **2006**, *44*, 367–414.
- (8) Langer, W. The carbon monoxide abundance in interstellar clouds. *Astrophys. J.* **1976**, *206*, 699–712.
- (9) Keene, J.; Blake, G. A.; Phillips, T. G.; Huggins, P. J.; Beichman, C. A. The abundance of atomic carbon near the ionization fronts in M17 and S140. *Astrophys. J.* **1985**, *299*, 967–980.
- (10) Papadopoulos, P. P.; Thi, W. F.; Viti, S. CI lines as tracers of molecular gas, and their prospects at high redshifts. *Mon. Not. R. Astron. Soc.* **2004**, *351*, 147–160.
- (11) Burton, M. G.; Ashley, M. C. B.; Braiding, C.; Freeman, M.; Kulesa, C.; Wolfire, M. G.; Hollenbach, D. J.; Rowell, G.; Lau, J. Extended Carbon Line Emission in the Galaxy: Searching for Dark Molecular Gas along the G328 Sightline. *Astrophys. J.* **2015**, *811*, 13.
- (12) Bisbas, T. G.; Schruha, A.; van Dishoeck, E. F. Simulating the atomic and molecular content of molecular clouds using probability distributions of physical parameters. *Mon. Not. R. Astron. Soc.* **2019**, *485*, 3097–3111.

- (13) Ortman, B. J.; Hauge, R. H.; Margrave, J. L.; Kafafi, Z. H. Reactions of small carbon clusters with water in cryogenic matrices: The FTIR spectrum of hydroxyethynylcarbene. *J. Phys. Chem.* **1990**, *94*, 7973–7977.
- (14) Flanagan, G.; Ahmed, S. N.; Shevlin, P. B. Formation of Carbohydrates in the Reaction of Atomic Carbon with Water. *J. Am. Chem. Soc.* **1992**, *114*, 3892–3896.
- (15) Schreiner, P. R.; Reisenauer, H. P. The “Non-Reaction” of Ground-State Triplet Carbon Atoms with Water Revisited. *ChemPhysChem* **2006**, *7*, 880–885.
- (16) Hickson, K. M.; Loison, J.-C.; Nuñez-Reyes, D.; Méreau, R. Quantum Tunneling Enhancement of the C + H₂O and C + D₂O Reactions at Low Temperature. *J. Phys. Chem. Lett.* **2016**, *7*, 3641–3646.
- (17) Li, J.; Xie, C.; Guo, H. Kinetics and dynamics of the C(³P) + H₂O reaction on a full-dimensional accurate triplet state potential energy surface. *Phys. Chem. Chem. Phys.* **2017**, *19*, 23280–23288.
- (18) Wakelam, V.; Loison, J. C.; Mereau, R.; Ruaud, M. Binding energies: New values and impact on the efficiency of chemical desorption. *Mol. Astrophys.* **2017**, *6*, 22–35.
- (19) Shimonishi, T.; Nakatani, N.; Furuya, K.; Hama, T. Adsorption energies of carbon, nitrogen, and oxygen atoms on the low-temperature amorphous water ice: A systematic estimation from quantum chemistry calculations. *Astrophys. J.* **2018**, *855*, 27.
- (20) DufLOT, D.; Toubin, C.; Monnerville, M. Theoretical Determination of Binding Energies of Small Molecules on Interstellar Ice Surfaces. *Front. Astron. Space Sci.* **2021**, *8*, 24.
- (21) Chuang, K. J.; Fedoseev, G.; Ioppolo, S.; van Dishoeck, E. F.; Linnartz, H. H-atom addition and abstraction reactions in mixed CO, H₂CO and CH₃OH ices - an extended view on complex organic molecule formation. *Mon. Not. R. Astron. Soc. Lett.* **2020**, *455*, 1702–1712.
- (22) Butscher, T.; Duvernay, F.; Rimola, A.; Segado-Centellas, M.; Chiavassa, T. Radical recombination in interstellar ices, a not so simple mechanism. *Phys. Chem. Chem. Phys.* **2017**, *19*, 2857–2866.
- (23) Watanabe, N.; Kouchi, A. Efficient Formation of Formaldehyde and Methanol by the Addition of Hydrogen Atoms to CO in H₂O-CO Ice at 10 K. *Astrophys. J.* **2002**, *571*, L173–L176.
- (24) Fuchs, G. W.; Cuppen, H. M.; Ioppolo, S.; Romanzin, C.; Bisschop, S. E.; Andersson, S.; Van Dishoeck, E. F.; Linnartz, H. Hydrogenation reactions in interstellar CO ice analogues. *Astron. Astrophys.* **2009**, *505*, 629–639.
- (25) Caselli, P.; Walmsley, C. M.; Tafalla, M.; Dore, L.; Myers, P. C. CO Depletion in the Starless Cloud Core L1544. *Astrophys. J.* **1999**, *523*, L165–L169.
- (26) Terwisscha van Scheltinga, J. et al. The TW Hya Rosetta Stone Project. II. Spatially Resolved Emission of Formaldehyde Hints at Low-temperature Gas-phase Formation. *The Astrophysical Journal* **2021**, *906*, 111.
- (27) Potapov, A.; Krasnokutski, S.; Jäger, C.; Henning, T. A New “Non-energetic” Route to Complex Organic Molecules in Astrophysical Environments: The C + H₂O → H₂CO Solid-state Reaction. 2021.
- (28) Pontoppidan, K. M.; Fraser, H. J.; Dar-tois, E.; Thi, W. F.; van Dishoeck, E. F.; Boogert, A. C. A.; d’Hendecourt, L.; Tielens, A. G. G. M.; Bisschop, S. E. A 3–5 μ m VLT spectroscopic survey of embedded young low mass stars I. Structure of the CO ice. *Astron. Astrophys.* **2003**, *408*, 981–1007.

- (29) Keane, J. V.; Tielens, A. G. G. M.; Boogert, A. C. A.; Schutte, W. A.; Whitet, D. C. B. Ice absorption features in the 5–8 μm region toward embedded protostars. *Astron. Astrophys.* **2001**, *376*, 254–270.
- (30) Schreiner, P. R.; Reisenauer, H. P.; Pickard Iv, F. C.; Simmonett, A. C.; Allen, W. D.; Mátyus, E.; Császár, A. G. Capture of hydroxymethylene and its fast disappearance through tunnelling. *Nature* **2008**, *453*, 906–909.
- (31) Ferrero, S.; Martínez-Bachs, B.; Enrique-Romero, J.; Rimola, A. Adsorption of Atoms on a Crystalline Ice Surface Model: Results from Periodic ab Initio Simulations. Computational Science and Its Applications – ICCSA 2020. Cham, 2020; pp 553–560.
- (32) Qasim, D.; Fedoseev, G.; Chuang, K. J.; He, J.; Ioppolo, S.; van Dishoeck, E. F.; Linnartz, H. An experimental study of the surface formation of methane in interstellar molecular clouds. *Nat. Astron.* **2020**, *4*, 781–785.
- (33) Zhang, P.; Maeda, S.; Morokuma, K.; Braams, B. J. Photochemical reactions of the low-lying excited states of formaldehyde: T_1 / S_0 intersystem crossings, characteristics of the S_1 and T_1 potential energy surfaces, and a global T_1 potential energy surface. *J. Chem. Phys.* **2009**, *130*, 114304.
- (34) Hwang, D.-Y.; Mebel, A. M.; Wang, B.-C. Ab initio study of the addition of atomic carbon with water. *Chem. Phys.* **1999**, *244*, 143–149.
- (35) Krüger, B. C.; Schäfer, T.; Wodtke, A. M.; Park, G. B. Quantum-state resolved lifetime of triplet (\tilde{a}^3A_2) formaldehyde. *J. Mol. Spectrosc.* **2019**, *362*, 61–68.
- (36) Peters, P. S.; DufLOT, D.; Faure, A.; Kahane, C.; Ceccarelli, C.; Wiesenfeld, L.; Toubin, C. Theoretical investigation of the isomerization of trans-HCOH to H_2CO : An example of a water-catalyzed reaction. *J. Phys. Chem. A* **2011**, *115*, 8983–8989.
- (37) Ceccarelli, C.; Caselli, P.; Bockelée-Morvan, D.; Mousis, O.; Pizzarello, S.; Robert, F.; Semenov, D. Deuterium Fractionation: The Ariadne’s Thread from the Precollapse Phase to Meteorites and Comets Today. Protostars and Planets VI. 2014; p 859.
- (38) Qasim, D.; Witlox, M. J. A.; Fedoseev, G.; Chuang, K. J.; Banu, T.; Krasnokutski, S. A.; Ioppolo, S.; Kästner, J.; van Dishoeck, E. F.; Linnartz, H. A cryogenic ice setup to simulate carbon atom reactions in interstellar ices. *Rev. Sci. Instrum.* **2020**, *91*, 054501.
- (39) Hidaka, H.; Watanabe, M.; Kouchi, A.; Watanabe, N. Reaction Routes in the $\text{CO-H}_2\text{CO-d}_n$ - $\text{CH}_3\text{OH-d}_m$ System Clarified from H(D) Exposure of Solid Formaldehyde at Low Temperatures. *Astrophys. J.* **2009**, *702*, 291–300.
- (40) Strickler, S. J.; Barnhardt, R. J. Absolute vibronic intensities in the $^1A_2 \leftarrow ^1A_1$ absorption spectrum of formaldehyde. *J. Phys. Chem.* **1982**, *86*, 448–455.

Graphical TOC Entry

