

Natural Language Processing for Smart Healthcare

Binggui Zhou, Guanghua Yang[✉], Zheng Shi, and Shaodan Ma[✉]

Abstract—Smart healthcare has achieved significant progress in recent years. Emerging artificial intelligence (AI) technologies enable various smart applications across various healthcare scenarios. As an essential technology powered by AI, natural language processing (NLP) plays a key role in smart healthcare due to its capability of analysing and understanding human language. In this work, we review existing studies that concern NLP for smart healthcare from the perspectives of technique and application. We first elaborate on different NLP approaches and the NLP pipeline for smart healthcare from the technical point of view. Then, in the context of smart healthcare applications employing NLP techniques, we introduce representative smart healthcare scenarios, including clinical practice, hospital management, personal care, public health, and drug development. We further discuss two specific medical issues, i.e., the coronavirus disease 2019 (COVID-19) pandemic and mental health, in which NLP-driven smart healthcare plays an important role. Finally, we discuss the limitations of current works and identify the directions for future works.

Index Terms—Natural Language Processing, Smart Healthcare, Artificial Intelligence, NLP Techniques, Healthcare Applications

I. INTRODUCTION

SMART healthcare is a healthcare system that exploits emerging technologies, such as artificial intelligence (AI), blockchain, big data, cloud/edge computing, and the internet of things (IOT), for realizing various intelligent systems to connect healthcare participants and promote the quality of healthcare [1]. Major participants in smart healthcare can be classified into three categories, i.e., the public, healthcare service providers, and third-party healthcare participants. Related to the participants, representative smart healthcare scenarios include smart homes, smart hospitals, intelligent research and development for life science, health management, public health, rehabilitation therapy, and etc. Fig. 1 shows the major participants, emerging technologies, and representative scenarios of smart healthcare.

Natural language processing (NLP) is a subfield of computer science and artificial intelligence that is concerned with

Binggui Zhou is with the School of Intelligent Systems Science and Engineering, Jinan University, Zhuhai 519070, China; and also with the State Key Laboratory of Internet of Things for Smart City and the Department of Electrical and Computer Engineering, University of Macau, Macao 999078, China.

Guanghua Yang is with the School of Intelligent Systems Science and Engineering, Jinan University, Zhuhai 519070, China.

Zheng Shi is with the School of Intelligent Systems Science and Engineering, Jinan University, Zhuhai 519070, China; and also with the State Key Laboratory of Internet of Things for Smart City, University of Macau, Macao 999078, China.

Shaodan Ma is with the State Key Laboratory of Internet of Things for Smart City and the Department of Electrical and Computer Engineering, University of Macau, Macao 999078, China.

[✉]Corresponding authors: Guanghua Yang (ghyang@jnu.edu.cn), Shaodan Ma (shaodanma@um.edu.mo).

the automatic analysis, representation and understanding of human language [2]. NLP has become a hot research area and has attracted widespread attention from many research communities in the past several years. As human language is a general form of data entry for intelligent systems, NLP enables machines to understand human language and interact with humans, making it essential to smart healthcare.

The main manifestations of natural language are text and speech, where text encompasses text records, articles, book chapters, dictionaries, and so forth, while speech occurs in human-human and human-machine dialogues. NLP has been developed for several decades following the early origin of artificial intelligence in the 1950s. Approaches to conduct NLP are generally divided into three categories: rule-based approaches, statistical approaches, and deep learning-based approaches. From the 1950s to 1980s, NLP research mainly focused on rule-based approaches, which required expertise in both computer science and linguistics to design rules that fit human language. However, even well-designed rules are quite limited for covering human language due to its flexibility and complex patterns. Since the 1980s, statistical NLP systems have been designed by extracting features from corpora using statistical and machine learning algorithms and have gradually replaced rule-based NLP systems due to their superiority in performance and robustness. With the early application of the neural probabilistic language model [3] and the rapid development of deep learning since 2013, neural NLP, by using neural networks and large corpora for automated feature learning, has dominated current research and achieved SOTA performance of many NLP tasks.

In smart healthcare, NLP is applied to process text data and is associated with human-machine/human-human communication. The text data can be classified into 2 categories: clinical text and other text data. Clinical text comes from all clinical scenarios and mainly comprises of unstructured text records from electronic health record (EHR) systems, including medical notes, diagnostic reports, electronic prescriptions, and etc. Other text data include all text that appears within other healthcare scenarios, e.g., surveys in population screening and articles for evidence-based reference. Communication is common in all smart healthcare scenarios, such as patient-provider communication in clinical inquiry and human-robot interaction in rehabilitation therapy, accompanied by applications such as machine translations and user interfaces for rehabilitation robots.

As well recognized, research on and applications of NLP for smart healthcare have received intensive attention in recent years. However, no study has offered a well-organized summary of existing works in a systematic way. In this paper, we first provide a systematic review of NLP for smart healthcare

arXiv:2110.15803v3 [cs.CL] 26 Sep 2022

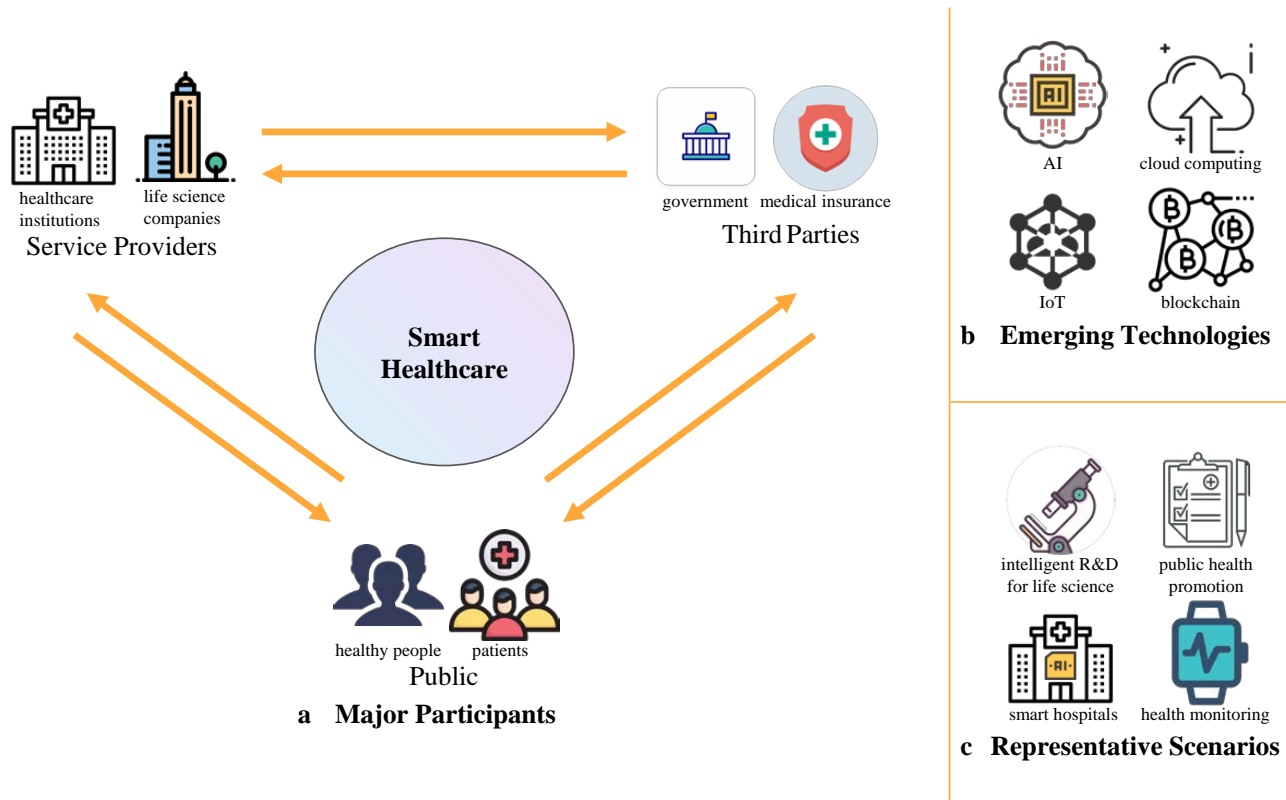


Fig. 1. **Smart healthcare.** **a**, major participants in smart healthcare include the public, healthcare service providers, and third-party healthcare participants. **b**, example emerging technologies enable smart healthcare applications include artificial intelligence, blockchain, cloud computing, the internet of things, and etc. **c**, representative smart healthcare scenarios include intelligent research and development for life science, public health promotion, smart hospitals, health monitoring, and etc.

from both technical and application perspectives. After that, we discuss two specific medical issues, i.e., coronavirus disease 2019 (COVID-19) pandemic and mental health, in which NLP-driven smart healthcare plays an important role. Finally we discuss the limitations of existing works, identify the future directions of applying NLP to smart healthcare, and close the review with some conclusions.

II. NLP FOR SMART HEALTHCARE FROM TECHNICAL PERSPECTIVE

NLP has been undergoing continuous development since the 1950s. Studies on NLP for smart healthcare have also been conducted for decades and have attracted increased attention in recent years with the advancement of artificial intelligence and general NLP. To connect existing works from technical perspective, in this section, we first introduce the three kinds of NLP approaches and their representative algorithms, and then introduce the NLP pipeline for smart healthcare to show how NLP techniques are used in real smart healthcare applications.

A. Comparisons of different NLP approaches

The mainstream NLP approaches can be classified into three categories, i.e., rule-based NLP, statistical NLP and neural NLP, which have different characteristics. Below, we discuss the advantage and disadvantages of the three categories and introduce the representative algorithms of them.

Rule-based NLP approaches, e.g., pattern matching [4] and parsing [5], could be quite accurate in specific cases if dedicated studies by experts are conducted. In addition, rule-based NLP approaches are easy to interpret and understand. However, rules are normally too limited to cover all cases considering the flexibility and complex patterns of human language. In addition, rule-based NLP requires expertise in both computer science and linguistics to design appropriate rules to fit human language, hindering it from large-scale applications. Currently, rule-based approaches have been widely considered obsolete by academia [6], and are occasionally used for better preprocessing nowadays [7].

In general, statistical NLP is superior to rule-based NLP in performance and robustness. However, it also requires domain expertise to create handcrafted features, and is therefore limited to taking full advantage of available data and providing enough accuracy in complex applications. Although statistical NLP requires intensive feature engineering, it is this direct feature design that makes it transparent and interpretable as rule-based NLP. In addition, statistical NLP does not rely on large-scale datasets or large amounts of computational power, and thus is much more efficient than neural NLP. Furthermore, representative statistical NLP models, such as bag-of-words [8], TF-IDF [9], [10], and n-gram [11]–[13], have different characteristics. Bag-of-words is easy to implement, but it only considers the frequencies of words in a sentence, which neglects the importance and sequential order of these words.

Through the inverse document frequency, TF-IDF improves the measurement of a word's importance, but still does not take sequential order information into consideration. N-gram considers $n - 1$ words before a word, which makes it more accurate than bag-of-words but with higher computational complexity (increases exponentially with n). It is worth mentioning that despite the dominance of deep learning in recent years, statistical NLP is still active in many healthcare studies and applications.

Recent years have witnessed the success of neural NLP, who has shown better performance than both rule-based NLP and statistical NLP in applications with abundant available data. However, neural NLP is often blamed for low interpretability and dependence on expensive computing platforms. It is also worth noting that, compared with rule-based NLP and statistical NLP, neural NLP usually fails to achieve satisfactory performance if limited data is available. Among neural NLP models, recurrent neural network (RNN)-based models, especially long short-term memory (LSTM) [14]–[16]-based models and gated recurrent unit (GRU)-based models [15], [17], are more natural for processing sequential data such as text and speech. They have the ability to remember historical information of the inputs, but suffer from gradient vanishing/explosion, training issues and short-term memories. Convolutional neural networks (CNN)-based models [18], [19], combining with word embeddings, also show good performance in some tasks due to their ability in learning local features and high computational efficiency which enables deep network architectures. Recently, graph neural network (GNN)-based models have been applied to NLP-driven smart healthcare by incorporating knowledge from graph-structured ontology/entities [20]–[22]. When graphs are large in scale or complex, GNN-based models are difficult and costly to implement and train. Generally speaking, RNNs, CNNs, and GNNs are all limited in tackling long-term dependencies in sequences. Through the self-attention mechanism, Transformer-based models [23], [24] are very efficient in processing long sequences and support parallel training, but are lack of ability in learning local features and position information. We have witnessed many combinations of the aforementioned models for better feature extraction performance, including CNN-LSTM networks [25], RNN-Attention networks [26], [27], memory networks (MM) [28], [29], graph convolutional networks (GCN) [30], CNN-LSTM-Attention networks [31], [32], graph convolutional attention networks (GCAN) [33], [34], etc. In addition, to further leverage large unlabelled corpora, pretraining, a very effective method, has been widely exploited to obtain non-contextual or contextual embeddings [35]. Word2vec [36]–[39], and GloVe (Global Vectors) [36], [40], as representative algorithms of non-contextual embeddings, provide distributed dense vectors as word embeddings, and outperform statistical algorithms such as bag-of-words and n-gram. The non-contextual embedding for a word is static and does not dynamically change as its context changes [35]. Based on the Transformer architecture, contextual embeddings, e.g., ELMo (Embeddings from Language Models) [41], BERT (Bidirectional Encoder Representations from Transformers) [42]–[45], and GPT (Generative Pre-Training) [46],

are developed to embed dynamic contextual information into word embeddings, achieving outstanding performance than other word embedding algorithms. It should be noted that these models are typically huge and expensive to pre-train, which somehow constraints their broad application in healthcare.

The comparisons of different NLP approaches and representative algorithms are shown in Table I.

B. NLP pipeline for smart healthcare

As shown in Fig. 2, there are three parts in an NLP pipeline for smart healthcare, i.e., preprocessing, feature extraction, and modelling. An NLP pipeline takes text or speech as illustrated before as the input. After that, preprocessing is conducted considering various inputs and their qualities to facilitate feature extraction and modelling. As the most important step, feature extraction is essential to NLP, which undoubtedly explains the attention it has received from researchers. Finally, models for specific NLP tasks are built with the extracted features to yield the outputs accordingly.

1) *Preprocessing*: Preprocessing, including the procedures of tokenization, stemming, lemmatization, stopword removal, and etc., makes natural language normalized, machine-readable, and easy for postprocessing. Text preprocessing mostly paves the way for feature extraction and modelling, since many NLP tasks require normalized text input to guarantee accuracy and efficiency due to significant challenges coming from the flexibility of natural languages and the wide variety of morphological variants of medical terms in medical text [47]–[49]. However, with the development of neural NLP, some text preprocessing procedures have become unnecessary and may even cause problems. For example, removing stopwords may lead to the loss of informative context information when using the BERT pre-trained model [50]. As the preprocessing of speech, such as denoising, is typically regarded as a problem in signal processing, we do not discuss it in detail here.

2) *Feature extraction*: Apart from the increase in accessible digital data and the advances in computing platforms such as graphics processing units, the development of NLP is largely attributed to the improvement in feature design or feature extraction methods. Both rule-based approaches and statistical approaches require expertise for rule design [4], [5] or feature engineering [8]–[13]. For neural NLP, automated feature extraction via varieties of neural networks [14]–[34] have greatly improved the efficiency of data utilization and feature extraction. Automated feature engineering can be conducted directly according to the downstream tasks using supervised learning, unsupervised learning or reinforcement learning. In addition, pretraining is also widely used in NLP to automatically extract features from large unlabelled corpora via self-supervised learning in a generative, contrastive or generative-contrastive manner [51] before the downstream tasks begin. The extracted features, known as contextual or non-contextual embeddings, may encompass features such as lexical meanings, syntactic features, semantic features, and even pragmatics, which contribute to downstream tasks [35].

TABLE I
COMPARISONS OF DIFFERENT NLP APPROACHES AND REPRESENTATIVE ALGORITHMS.

NLP Approach	Feature Extraction Method	Advantages and Disadvantages	Representative Algorithms
Rule-based NLP	rule design	<p>advantages:</p> <ul style="list-style-type: none"> - could be quite accurate in specific cases; - easy to interpret and understand <p>disadvantages:</p> <ul style="list-style-type: none"> - rules are too limited to cover all cases considering the flexibility and complex patterns of human language; - require expertise in both computer and linguistics to fit human language 	pattern matching [4] and parsing [5]
Statistical NLP	hand-crafted feature engineering	<p>advantages:</p> <ul style="list-style-type: none"> - superior to rule-based NLP in performance and robustness; - good interpretability <p>disadvantages:</p> <ul style="list-style-type: none"> - require domain expertise to create handcrafted features; - limited to taking full advantage of available data and providing enough accuracy in complex applications 	<p>bag-of-words [8]:</p> <ul style="list-style-type: none"> - easy to implement; - neglects the importance and sequential order of words <p>TF-IDF [9], [10]:</p> <ul style="list-style-type: none"> - improves the measurement of a word's importance; - does not take sequential order information into consideration <p>n-gram [11]–[13]:</p> <ul style="list-style-type: none"> - more accurate than bag-of-words; - high computational complexity (increasing exponentially with n)
Neural NLP	automated feature extraction	<p>advantages:</p> <ul style="list-style-type: none"> - better performance than both rule-based NLP and statistical NLP in applications with abundant available data <p>disadvantages:</p> <ul style="list-style-type: none"> - low interpretability; - dependence on expensive computing platforms; - usually fail to achieve satisfactory performance if limited data is available 	<p>1) RNN-based models (e.g., LSTM [14]–[16] and GRUs [15], [17]):</p> <ul style="list-style-type: none"> - more natural for processing text and speech input; - capable of remembering historical information of the inputs; - suffer from gradient vanishing/explosion, training issues and short-term memories <p>2) CNN-based models [18], [19]:</p> <ul style="list-style-type: none"> - able to learn local features; - high computational efficiency; - limited in tackling long-term dependencies in sequences <p>3) GNN-based models [20]–[22]:</p> <ul style="list-style-type: none"> - efficient in incorporating knowledge from graph-structured ontology/entities; - limited in tackling long-term dependencies in sequences; - difficult and costly to implement and train with large-scale or very complex graphs <p>4) Transformer-based models [23], [24]:</p> <ul style="list-style-type: none"> - efficient in processing long sequences and parallel training; - lack of ability in learning local features and position information <p>5) combinations: CNN-LSTM [25], RNN-Attention [26], [27], MN [28], [29], GCN [30], CNN-LSTM-Attention [31], [32], and GCAN [33], [34], etc.</p> <p>6) non-contextual embedding-oriented pre-trained models (word2vec [36]–[39], GloVe [36], [40]):</p> <ul style="list-style-type: none"> - outperform statistical algorithms; - the non-contextual embedding for a word is static and will not dynamically change as its context change <p>7) contextual embedding-oriented pre-trained models (ELMo [41], BERT [42]–[45], GPT [46]):</p> <ul style="list-style-type: none"> - able to embed dynamic contextual information into word embeddings; - outstanding performance than other word embedding algorithms; - typically huge and expensive to pre-train



Fig. 2. **The NLP pipeline for smart healthcare.** There are three parts in an NLP pipeline for smart healthcare, i.e., preprocessing, feature extraction, and modelling. NLP takes text or speech as the input, followed by preprocessing to facilitate feature extraction and modelling. Features can be extracted with various methods and models. Models for specific NLP tasks are finally built with the extracted features to yield the outputs.

3) **Modelling:** For various smart healthcare applications, different models should be built to accomplish various NLP tasks, such as text classification, information extraction, and natural language understanding. The extracted feature can be directly processed by classifiers and regressors to yield outputs for simple tasks, e.g., medical text classification [18], [52], while further steps are required to complete complex tasks. In the following subsections, we first introduce several text input-based NLP tasks according to their complexity. At the end of this section, we will introduce two speech-specific tasks, i.e., speech recognition and speech synthesis.

Information extraction. Information extraction (IE), a.k.a. text mining, enables harvesting information from text inputs, and plays an important role in text analysis. Works related to information extraction in smart healthcare focus on the extraction of diseases, drugs, events (mainly including temporal expressions, spatial expressions and participant information) through name entity recognition [53], [54], relation extraction [54]–[56], and event extraction [57] from medical text, including unstructured text in EHRs, articles, etc.

Machine translation. Machine translation (MT) aims to automatically translate text from one language to another [58]. Currently, healthcare resources in various languages are becoming easily accessible as technologies evolve, and they are all of great value in modern medical practice. Machine translation therefore has drawn growing attention for building better (multilingual) translation systems and further leveraging multilingual healthcare resources for other applications, either to provide more accurate translations [59], [60] or to require less time [60] than human translations.

Text generation. Text generation (TG) automatically generates text with given inputs while pursuing the goal of appearing indistinguishable from human-written text. Specifically, there are 3 kinds of inputs and corresponding subtasks in smart healthcare: text inputs (e.g., routine reports) associated with text summarization [61]–[63], question generation [64]–[66], dialogue generation [67]–[69], and etc.; data inputs (e.g., neonatal intensive care data) connected with data-to-text [70]; and image inputs (e.g., medical images) related to image captioning [71], [72], visual question answering (VQA) [73]–[75], and etc. Note that for data-to-text and image-to-text generation, a combination of NLP with data analysis or computer vision is generally required, respectively.

Information retrieval. Information retrieval (IR) obtains materials that meet the query requirements from numerous documents, and is a core of search engines for all applications. To ease the retrieval process [76], [77], improve the relevance and diversity of the retrieval [78]–[80] or reduce the query time [81], current works aim to develop fast and efficient information retrieval methods to obtain useful retrieval from a large collection of data sources, ranging from internal health information system (HIS) systems and other digital documents to online resources.

Question answering and dialogue systems. Question answering (QA) involves automatically providing answers to questions raised by humans in a natural language. Question answering requires the machine to understand natural language and infer the answers, making it highly dependent on natural language understanding and information retrieval. To date, QA systems for healthcare have developed from information retrieval based QA systems [82]–[85] and knowledge-based QA systems [86]–[89] to hybrid QA systems [90], [91]. Compared to question answering, dialogue is also presented in an interactive manner between humans and machines. Common dialogue systems in smart healthcare include task-oriented dialogue systems [92]–[94], and non-task-oriented (a.k.a. chat-oriented) [95] dialogue systems, which assume different functions in various applications.

Knowledge engineering. Knowledge engineering (KE) is a field within artificial intelligence that tries to construct and use knowledge-based systems [96]. It does not refer to a pure NLP technique, but receives much attention in NLP for smart healthcare since medical text is one of the major sources for knowledge engineering. Within knowledge engineering, knowledge acquisition and knowledge representation are coupling with information extraction, aiming at the acquisition and representation of medical knowledge in a certain way, e.g., knowledge graphs [97]–[99]. Besides, knowledge engineering also concerns building knowledge-based systems to exploit existing knowledge, such as knowledge-based question answering (KBQA) systems [86]–[89], knowledge-based information retrieval systems [100], text generation systems [65], [101], etc.

Natural language understanding. Natural language understanding (NLU) focuses on machines’ comprehension of human language in the form of unstructured text or speech.

Many of the aforementioned tasks, e.g., question answering, information retrieval, require NLU to fully understand the input queries. The difficulties of natural language understanding come from the diversity, ambiguity, and potential dependence of natural language, making slow progress in natural language understanding compared with other NLP techniques. After years of development in both general areas and smart healthcare, the mainstream route of NLU is still to use various methods to conduct slot filling and intent detection [102]–[104]. NLU is the core of multiple intelligent agents, assuming a role in understanding human intentions during human-machine interactions [102], [105], [106], medical queries [103], [104], etc.

Causal inference. Generally, causal inference is a discipline concerning the determination of actual effects of specific things, events or phenomena. Causal inference in NLP has long received insufficient attention since the goal of classical NLP applications is simply to make accurate predictions with all available statistical correlations regardless of the underlying causal relationship [107]. Recently, with growing concerns about uninterpretable black box models, the importance of causal inference has gradually been recognized by NLP researchers, especially in the area of healthcare. Specifically, recent advances of causal inference in NLP for smart healthcare have been made in uncovering causality from medical text [108]–[110] and realizing reliable NLP-driven applications with discovered causal effects [108]–[110].

Speech recognition and speech synthesis. Speech recognition (SR) aims to convert human speech into text information. Contrary to speech recognition, speech synthesis, a.k.a. text-to-speech (TTS), is concerned with representing text information with speech. Basically, SR-oriented and SS-oriented studies attempt to build automatic computer systems for interconversion between speech and text in the area of smart healthcare, making human-machine interaction as natural and flexible as human-human interaction [111]. For speech recognition, these efforts encompass the improvement in acoustic modelling [112], [113], language modelling [114], and the whole system pipeline [115], [116] to enhance recognition accuracy. For speech synthesis, recent advancements have been made in investigating and making synthesized speech natural [117], [118], intelligible [119]–[123] and expressive [124]–[126], which will help stimulate the enthusiasm of human-machine interaction [127].

III. APPLICATIONS OF NLP FOR SMART HEALTHCARE

NLP has been widely applied in smart healthcare and has brought dramatic improvements in many applications. As shown in Fig. 3, a typical NLP-driven application is composed of two parts: user interface (UI) and backend. The user provides text or speech input to the backend through the UI, and then, the backend processes these inputs with the NLP models and feeds the results back to the user by providing specific services through the UI. Knowledge bases are also required at the backend for applications that essentially rely on knowledge, for example, the aforementioned KBQA systems. The NLP techniques described in the previous section play a key role in both UI and backend.

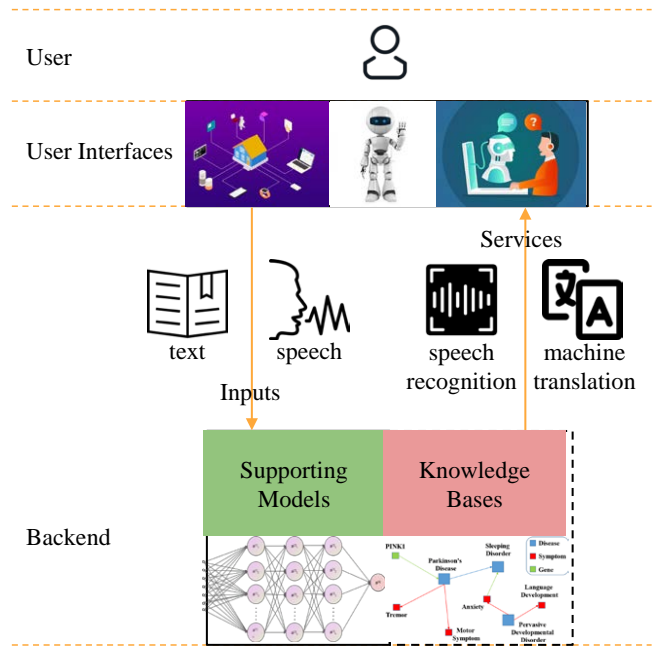


Fig. 3. **Basic architecture of NLP-driven applications.** A typical NLP-driven application is composed of user interface and backend, where the UI takes inputs from the user and feedback the results to the user, and the backend processes these inputs with the NLP models with or without the knowledge bases according to the specific task type.

The UI enables information exchange between users and intelligent systems through speech, text, etc. Easily accessible UIs are critical for enhancing the experience of using intelligent systems and realizing smart healthcare. Such user interfaces can be implemented by using NLP techniques, especially speech recognition and natural language understanding.

According to their application scenarios, smart healthcare applications employing NLP techniques can be classified into 5 major categories, i.e., clinical practice, hospital management, personal care, public health, and drug development. A summary of the applications and related NLP techniques is presented in Table II. Below we introduce the five categories in detail.

A. Clinical practice

Clinical communication and data collection. Clinical data, including but not limited to demographics, medical history, comorbidities, medical notes, physical examination notes, electronic recordings from medical devices, and clinical laboratory testing data and medical images [128], are the most important data for diagnosis, treatment and even further retrospective. Patient-provider communication is an important way to obtain first-hand clinical data. When necessary, machine translation may assist doctors in communicating with patients who speak different languages or have low literacy and limited levels of health education [129], [130]. Meanwhile, free text notes can be taken through speech recognition [131]–[133], which can significantly reduce medical staff’s time on labour-intensive clinical documentation.

Clinical decision support. Clinical decision support (CDS) systems can provide physicians with diagnosis and treatment suggestions, which play an increasingly important role in clinical medicine with the surge of clinical cases and growing concerns regarding public healthcare. With the development of question answering systems, clinical decision support based on question answering [84], [134], [135] has emerged and become common, as it is closer to traditional patient-provider communication. NLP techniques have shown great ability to build clinical decision support systems by extracting various useful information for making diagnosis and therapeutic decisions, such as family history information [136], entities and relations [137], [138], treatment and prognosis data [139], clinical data concepts and features [140], and even causal relations [109], [110]. In addition, to ensure quality control and future quality improvement, NLP can also contribute to the assessment of clinical procedures [141], [142], warning of potentially harmful adverse drug events (ADEs) [143], disease symptoms [144], [145], and outcome-related causal effects [146]. Finally, NLP is also powerful in enhancing the interpretability and reliability of clinical decision support systems for practical deployment, by providing supporting evidence for diagnosis or treatment decisions in an evidence-based fashion [108], [147]–[150].

B. Hospital management

Medical resource allocation. Due to limited medical resources, including hospital spaces, personnel, and materials, efficient resource allocation is critical in hospitals and other medical facilities. By building patient triage systems, medical resources can attend to critical cases with priority and enhance medical resource allocation effectiveness and efficiency [151], [152]. Virtual assistants [153]–[155], hospital automation systems [156], [157] and collaborative robots [158], [159] with voice control can further reduce the burden on medical staff, thereby improving hospital management efficiency. There are also some interesting works that have explored the prediction of patient readmission to rearrange medical resources/interventions and reduce the readmission rate [160]–[162]. In addition, by leveraging text generation techniques, part of text writing in healthcare, especially routine reports, can be taken over by machines, freeing medical staff from many administrative duties and making them available for direct patient care [70], [163].

Data management. To manage large volumes of medical documentation, text classification, information extraction and text summarization can be used to generate category labels, informative keywords and simplified summaries [18], [52], [62], [63], [164] for management, while information retrieval systems, especially those systems based on semantic search [76], [165] and question answering [77], can be used in healthcare information systems to ease the retrieval process.

Service quality control. Sentiment analysis with patient experience feedback will help hospitals improve their service quality and patient experience. Such analysis required substantial personnel resources in the past, while NLP makes this work easier and greatly improves the efficiency of sentiment analysis [166]–[168].

C. Personal care

Personal health assistants. Personal health assistants enable people to easily access useful medical information and healthcare services without visiting the healthcare institutions. Personal health assistants may incorporate several subsystems, such as medical information access systems [169] and remote healthcare systems [170], for various purposes.

Assisting elderly individuals and disabled individuals. NLP techniques can help elderly individuals and disabled individuals to greatly enhance their quality of life and social integration. Voice-controlled home automation systems and robots may assist the elderly and the disabled in their daily lives [171], while robots (especially androids and other robots that communicate with people) can even encourage and accompany them through social interactions [172], [173]. In addition, NLP techniques are also of great value for providing essential aids to people with various disabilities, e.g., speech impairments [122], [174]–[178], hearing loss [179], dyslexia [180], or neurological disorders [119]–[121].

D. Public health

Health knowledge popularization and medical education. Health knowledge popularization and medical education are essential public health interventions since they can improve people's health literacy and help them develop healthy living habits. Through knowledge engineering, accurate and complete medical knowledge bases can be established to promote the popularization of medical knowledge among the population [86]–[89], [97]–[100], [181]. Specifically, people can easily access medical knowledge through question answering systems [182], [183], information retrieval systems [79], [81], and machine translation systems [1], [130], [184], [185], facilitating the popularization and education of medical knowledge. In addition, text generation techniques, such as question generation and text summarization, can also be used in medical education to generate medical case-based questions [186] and construct simplified summaries [61].

Population screening. In addition to the health knowledge popularization, population screening, which refers to the process of assessing the prevalence of a disease or condition in a population or subgroup, is also an important intervention for delivering public health. The population screening starts with identifying target populations, followed by the screening test. After that, further actions such as further tests, advice, or treatment can be taken considering the screening results [187]. NLP can play two main roles in population screening. First, NLP helps identify populations with higher health risk factors, which may improve the efficiency of population screening [188]. Second, NLP can also assist in the analysis of healthcare questionnaires and surveys [189], especially for open-ended questions.

E. Drug development

Drug discovery. NLP helps construct textual representations of biochemical entities for mapping the interactions

between diseases, drugs/chemical compounds, and biomacromolecules (e.g., genes, proteins); predicting molecular properties; and designing novel molecules. Readers are referred to the comprehensive review by Öztürk et al [190] for a deeper understanding of NLP methodologies for drug discovery.

Preclinical research. NLP techniques, especially information extraction, are also able to identify the relations between chemical structures and biological activity [191] and further help researchers search for potentially effective chemical compounds, i.e., virtual screening [192], [193], in a huge chemical space. In addition, they are also applied in the prediction of adverse drug reactions, including side effect prediction [194], toxicity prediction [195], [196], and etc., in preclinical research.

Clinical research. Across the clinical research stage, NLP may enable efficient clinical trial design [110], patient recruitment [197]–[199], clinical trial analytics [200], and etc.

Drug review and safety monitoring. Recently, the FDA and other institutions have reported being interested in using NLP for adverse drug event discovery and drug safety monitoring [201]–[203], showing the full range of NLP’s key role in drug development.

IV. NLP-DRIVEN SMART HEALTHCARE FOR SPECIFIC MEDICAL ISSUES

NLP-driven smart healthcare plays an important role in many medical issues. In this section, we discuss how NLP-driven smart healthcare works in medical issues by taking two specific medical issues, i.e., COVID-19 pandemic and mental health, as examples.

A. COVID-19 pandemic

Worldwide outbreak of COVID-19 has triggered an unprecedented global health crisis and has attracted much attention from researchers [204]. No wonder, the COVID-19 pandemic has become one of the most influential medical issues over the past few years. In the COVID-19 pandemic, NLP-driven smart healthcare can be utilized for pandemic prevention, diagnosing, and drug development.

Early forecasts of COVID-19 cases and pandemic knowledge popularization are crucial to the prevention of the COVID-19 pandemic. In [205], an NLP module is embedded into an improved susceptible–infected model to build the proposed hybrid AI model for COVID-19 prediction, showing that the forecasting accuracy of COVID-19 cases can be improved by incorporating text inputs and with NLP techniques. In [206], the authors conclude that NLP techniques, e.g., NLP-aided information retrieval, literature-based discovery, question answering and etc., can be applied to address the information/knowledge needs of both researchers and the public in the COVID-19 pandemic.

In clinical practice, NLP can be utilized to identify positively diagnosed COVID19 patients from free text narratives [207], assess thoracic CT imaging reports [208], and identify individuals with the greatest risk of severe complications due to COVID-19 [209], and provide COVID-19 testing advice [210]. Such applications would be very useful to accelerate

the diagnosis of COVID-19, mitigate its worst effects, and also reduce costs for combating the COVID-19 pandemic.

NLP has also been applied to drug development confronting COVID-19. In [211], the authors developed an NLP method to automatically recognize the associations among potential targeted host organ systems, associated clinical manifestations and pathways, and suggest potential drug candidates. NLP models have also made great impacts in COVID-19 vaccine discovery through protein interaction prediction, molecular reaction modelling [212]. In addition, great opportunities for NLP can also be found in clinical design, regulatory decision-making, and pharmacovigilance [213]. These applications would significantly reduce the time and cost of drug development for COVID-19.

B. Mental health

The mental health issues have received widespread and continuously increasing attention for many years. Specially, the World Health Organization (WHO) claimed that the pandemic and the resulting lockdowns, economic security, fear and uncertainty would further cause devastating impacts on people’s mental health the world over in the past several years [214]. NLP-driven smart healthcare has great value in predicting/diagnosing and treating mental health conditions.

NLP techniques have been applied to early predict or identify/screen various mental disorders, such as psychiatric illness [215], late-life depression [216], severe mental illness (schizophrenia, schizoaffective disorder and bipolar disorder) [217]. In addition, some works have shown that NLP techniques can predict risk-taking behaviours (e.g., suicide) with good discrimination [218], [219] so that early interventions can be taken to save lives. The data collected for such analysis may include text data such as social media posts, screening surveys, EHRs [220], and also speech data come from narrative interviews [221], etc.

NLP techniques could also (automatically) provide effective psychotherapeutic interventions through web-based psycho-educational interventions, online counseling, etc., to augment therapist-based mental health interventions, showing potential future opportunities for their integration into online mental health tools [222]. For example, the insights of [223] could help improve counselor training and generate real-time counseling quality monitoring and answer suggestion support tools. In addition, several mental health related areas that may benefit from NLP techniques, including characterizing and understanding mental disorders, measuring health outcomes, studying of social and occupational functioning, etc, were shown in [219]. Specifically, [224] showed that the older would respond better to digital assistants employing a socially-oriented interaction style rather than the one with a task-oriented style, which is promising to promote mental health in older adults by providing social interaction and company.

V. LIMITATIONS AND OUTLOOK

Although recent advancements in deep learning and neural NLP have brought extraordinary enhancement to smart healthcare, there are still some limitations that current methods have yet to overcome.

TABLE II
APPLICATIONS DRIVEN BY NLP IN ALL SMART HEALTHCARE SCENARIOS.

Category	Sub-Category	Representative Applications	Related Techniques
Clinical Practice	clinical communication and data collection	patient-provider communication [129], [130]	machine translation
		clinical documentation [131]–[133]	speech recognition
	clinical decision support	build QA-based clinical decision support systems [84], [134], [135]	information extraction
		build clinical decision support systems with extracted information: family history information [136], entities and relations [137], [138], treatment and prognosis data [139], clinical data concepts and features [140], causal relations [109], [110]	question answering
Hospital Management	medical resource allocation	healthcare quality control: assess clinical procedures [141], [142], warning of ADE [143], disease symptoms [144], [145], and outcome-related causal effects [146]	information extraction, causal inference
		provide supporting evidence for decisions under evidence-based fashion [108], [147]–[150]	information retrieval, causal inference
		patient triage [151], [152]	information extraction
		enable users to communicate and control intelligent systems through virtual assistants [153]–[155], hospital automation systems [156], [157] and collaborative robots [158], [159]	speech recognition, natural language understanding
	data management	predict and reduce readmission rate [160]–[162]	information extraction
		free medical staff from routine text writing [70], [163]	information extraction
	service quality control	manage clinical documents [18], [52], [62], [63], [164]	text generation
Personal Care	personal health assistants	ease the HIS retrieval process based on semantic search [76], [165] and question answering [77]	text classification, text summarization, information extraction
		improve service quality and patient experience [166]–[168]	information retrieval, question answering
	assisting the elderly and the disabled	access online medical information [169]	information retrieval
		enable remote healthcare [170]	speech recognition
Public Health	health knowledge popularization and medical education	daily assistance [171]	speech recognition, natural language understanding
		social interaction and company [172], [173]	speech recognition, speech synthesis
		assist people with speech impairments [122], [174]–[178], hearing loss [179], dyslexia [180], or neurological disorders [119]–[121]	speech recognition, speech synthesis
	population screening	acquisition and representation of medical knowledge [86]–[89], [97]–[100], [181]	knowledge engineering
		ease the access of medical knowledge [1], [79], [81], [130], [182], [184], [185]	question answering, information retrieval, machine translation
		generate medical case-based questions [186]	question generation
Drug Development	drug discovery	construct simplified summaries [61]	text summarization
		identify target populations [188]	information extraction
	preclinical research	analyse of healthcare questionnaire and surveys [189]	information extraction
		map the interactions between diseases, chemical compounds, and biomacromolecules, predict molecular properties, and design novel molecules [190]	information extraction, information retrieval, knowledge engineering
	clinical research	drug screening [191]–[193]	information extraction
		predict adverse drug reactions: side effect prediction [194], and toxicity prediction [195], [196]	information extraction
		clinical trial design [110]	information extraction, causal inference
drug review and safety monitoring	patient recruitment [197]–[199]	information extraction	
	clinical trial analytics [200]	information extraction	
	adverse drug events discovery and drug safety monitoring [201]–[203]	information extraction	

Understanding human language. Although substantial efforts have been made to enable natural language understanding, the flexibility of human language still makes full understanding difficult, especially when ambiguity in biomedical texts is encountered. Misunderstanding could lead to inaccurate actions taken by robots, useless information returned by engines, and even wrong decisions made by decision support systems, leading to economic loss, time wasting, and even more serious consequences.

Interpretability. Although applications that rely on neural NLP to extract features and make decisions show excellent performance in real tasks, they are usually challenged by users due to their weakness in interpretability. Interpretability is essential for smart healthcare applications, especially in clinical scenarios that require quality assurance in cases of low confidence. One of the major interpretability issues is that the learned features are usually not understood by humans. In addition, when tuning pre-trained language models to downstream tasks, no enough intuitions on data for fine-

tuning or types of applications can be given to guarantee good performance. Although efforts have been made to achieve interpretable NLP-driven applications, existing theories and methodologies are still not convincing and acceptable for many healthcare researchers and institutions. Before the interpretability issue is fully explored, the role of decision support systems in clinical practice can only be auxiliary from the perspectives of medical ethics and practical application.

Implementation. There are still many issues concerning the implementation of NLP-driven applications in smart healthcare. With the development of neural NLP, large deep neural networks (e.g., pre-trained language models) have been quickly migrated to smart healthcare. What followed are the increased requirements in computing power and training cost, and the concerns about the reliability of neural NLP systems. Patient privacy also prevents these models from achieving more prominent effects in smart healthcare for further practice. The consideration of medical ethics when applying such systems makes practical implementation more difficult.

In addition to tackling the aforementioned limitations, there are some other directions to enhance existing NLP systems for smart healthcare.

Combining multiple NLP techniques. One direction to enhance existing NLP systems can be the combination of multiple NLP techniques. For example, text generation can work as a data augmentation method for achieving comparable results in many applications with limited original data, such as training QA systems [65], [85] and other clinically relevant tasks [225], [226]. Through automatic question generation, questionnaires and surveys for population screening can be generated from EHRs, which may outperform handcrafted ones. Machine translation has also proven beneficial for various text-based tasks by increasing the availability of multilingual healthcare information [227]–[229], implying the possibility of improving the performance of current CDS systems. In addition, exploration of general knowledge and domain knowledge in the field of NLP for smart healthcare deserves further attention and verification.

End-to-end applications. Current NLP driven applications for smart healthcare usually focus on dealing with tasks step by step and do not fully explore the feature extraction capability of advanced neural NLP for complex smart healthcare tasks. A deeper integration of NLP techniques and healthcare applications in an end-to-end manner can map the inputs and outputs directly, significantly simplify traditional pipelines for complex applications, eliminate the biases of intermediate components, and therefore achieve better performance. Taking population screening as an example, although NLP has been applied to identify populations and analyse screening test results in traditional screening procedures, NLP techniques can be further applied to build end-to-end population screening systems, with which the correlations between populations and optimal actions can be found to improve the screening performance and the quality of healthcare. Another example would be reducing the readmission rate. As mentioned before, some works have revealed that NLP has the ability to predict patient readmission, but further studies on providing appropriate interventions to reduce the readmission rate are not fully conducted. We look forward to studies that integrate the two parts to reveal every possibility for readmission rate reducing.

Few-shot learning and incorporating domain knowledge. By exploiting the learning capability of neural networks and large available corpora, neural NLP has shown powerful ability in learning language representations. However, for downstream tasks or smart healthcare applications, there is still a long way for NLP to go. Taking clinical decision support as an example, there are a lot of rare diseases with only a small number of observations available for training a clinical decision support system to distinguish rare diseases from common diseases. This is a quite challenging task, especially when there are similar outcomes among some rare diseases and common diseases. In addition, high-quality labelled data are undoubtedly essential to guarantee task accuracy in developing practical applications for smart healthcare. However, quality-controlled annotation not only requires a large amount of cost, but is also challenging due to the bias of experts' level of expertise. Therefore, even with well-learned pre-trained

language models, few-shot learning algorithms and domain knowledge are expected to be applied so that the fine-tuned models would be effective in learning from few rare disease observations or limited high-quality labelled data.

Incorporating multimodal and longitudinal data. Finally, we also anticipate future intelligent systems to utilize all available AI techniques, not only NLP, for practical applications with high accuracy and reliability. The past few years have witnessed the dominance of data-driven approaches in many applications across various fields. NLP, computer vision, and other machine learning algorithms can be applied to analyse medical text, medical images, electronic recordings (e.g., heart sound), sensors data, laboratory results, and even genetic information. With multimodal learning, useful information extracted from these modalities can be combined together to perfectly fit the need for a complete and accurate analysis of available healthcare data and patients' health status. In addition, all of these data and clinical events can be longitudinal, where time series analysis can be applied to extract long-term dependencies and improve health care delivery. By combining these techniques to analyse multimodal and longitudinal data, future intelligent systems would become more powerful and reliable for patients, physicians, and healthcare institutions for applications such as 24/7 health monitoring, chronic-condition management, healthy lifestyle promotion, and precision medicine.

VI. CONCLUSION

In the context of smart healthcare, NLP takes text or speech as the input in various scenarios involving humans and machines, and realizes the functions of analysing and understanding human language. In this paper, we review existing studies concerning NLP for smart healthcare from the perspectives of technique and application. We elaborate on different NLP approaches and the NLP pipeline for smart healthcare from the technical point of view. Table I provides the comparisons of different NLP approaches and their representative algorithms. Various text-oriented and speech-oriented NLP tasks are elaborated to conclude existing methodologies for tackling such tasks. By introducing smart healthcare applications employing NLP techniques in various smart healthcare scenarios (including clinical practice, hospital management, personal care, public health, and drug development), we show the strength and possibility of NLP for delivering smart healthcare. Table II provides a detailed list of representative applications in smart healthcare and their related NLP techniques. We further discuss two specific medical issues, i.e., COVID-19 pandemic and mental health, in which NLP-driven smart healthcare plays an important role. After that, we discuss the limitations of current works across understanding human language, interpretability, and implementation of NLP systems for smart healthcare. Finally, we identify several directions for future works, notably combining multiple NLP techniques, developing end-to-end applications, few-shot learning, and incorporating multimodal and longitudinal data.

REFERENCES

- [1] S. Tian, W. Yang, J. M. L. Grange, P. Wang, W. Huang, and Z. Ye, "Smart healthcare: Making medical care more intelligent," *Global Health Journal*, vol. 3, no. 3, pp. 62–65, Sep. 2019.
- [2] T. Young, D. Hazarika, S. Poria, and E. Cambria, "Recent trends in deep learning based natural language processing," *arXiv:1708.02709 [cs]*, Nov. 2018.
- [3] Y. Bengio, R. Ducharme, P. Vincent, and C. Jauvin, "A neural probabilistic language model," *Journal of Machine Learning Research*, vol. 3, no. Feb, pp. 1137–1155, 2003.
- [4] J. Crim, R. McDonald, and F. Pereira, "Automatically annotating documents with normalized gene lists," *BMC Bioinformatics*, vol. 6, no. 1, p. S13, May 2005.
- [5] J. Vilares, M. A. Alonso, and M. Vilares, "Extraction of complex index terms in non-English IR: A shallow parsing based approach," *Information Processing & Management*, vol. 44, no. 4, pp. 1517–1537, Jul. 2008.
- [6] L. Chiticariu, Y. Li, and F. R. Reiss, "Rule-based information extraction is dead! Long live rule-based information extraction systems!" in *Proceedings of the 2013 Conference on Empirical Methods in Natural Language Processing*. Seattle, Washington, USA: Association for Computational Linguistics, Oct. 2013, pp. 827–832.
- [7] N. Kang, B. Singh, Z. Afzal, E. M. van Mulligen, and J. Kors, "Using rule-based natural language processing to improve disease normalization in biomedical text," *Journal of the American Medical Informatics Association : JAMIA*, vol. 20, Oct. 2012.
- [8] W.-H. Weng, K. B. Waghlikar, A. T. McCray, P. Szolovits, and H. C. Chueh, "Medical subdomain classification of clinical notes using a machine learning-based natural language processing approach," *BMC Medical Informatics and Decision Making*, vol. 17, p. 155, Dec. 2017.
- [9] D. Dessi, R. Helaoui, V. Kumar, D. R. Recupero, and D. Riboni, "TF-IDF vs word embeddings for morbidity identification in clinical notes: An initial study," *arXiv:2105.09632 [cs]*, Mar. 2020.
- [10] O. Ozyegen, D. Kabe, and M. Cevik, "Word-level text highlighting of medical texts for Telehealth services," *arXiv:2105.10400 [cs]*, May 2021.
- [11] M. Rahimian, J. L. Warner, S. K. Jain, R. B. Davis, J. A. Zerillo, and R. M. Joyce, "Significant and distinctive n-grams in oncology notes: A text-mining method to analyze the effect of OpenNotes on clinical documentation," *JCO Clinical Cancer Informatics*, no. 3, pp. 1–9, Dec. 2019.
- [12] A. Yazdani, R. Safdari, A. Golkar, and S. Rostam Niakan Kalhori, "Words prediction based on N-gram model for free-text entry in electronic health records," *Health Information Science and Systems*, vol. 7, Feb. 2019.
- [13] V. Yip, M. Mete, U. Topaloglu, and S. Kockara, "Concept discovery for pathology reports using an N-gram model," *Summit on Translational Bioinformatics*, vol. 2010, pp. 43–47, Mar. 2010.
- [14] M. Beeksmma, S. Verberne, A. van den Bosch, E. Das, I. Hendrickx, and S. Groenewoud, "Predicting life expectancy with a long short-term memory recurrent neural network using electronic medical records," *BMC Medical Informatics and Decision Making*, vol. 19, no. 1, p. 36, Feb. 2019.
- [15] A. N. Jagannatha and H. Yu, "Bidirectional RNN for medical event detection in electronic health records," in *Proceedings of the 2016 Conference of the North American Chapter of the Association for Computational Linguistics: Human Language Technologies*. San Diego, California: Association for Computational Linguistics, Jun. 2016, pp. 473–482.
- [16] C. Liu, H. Sun, N. Du, S. Tan, H. Fei, W. Fan, T. Yang, H. Wu, Y. Li, and C. Zhang, "Augmented LSTM framework to construct medical self-diagnosis android," in *2016 IEEE 16th International Conference on Data Mining (ICDM)*, Dec. 2016, pp. 251–260.
- [17] Y.-S. Zhao, K.-L. Zhang, H.-C. Ma, and K. Li, "Leveraging text skeleton for de-identification of electronic medical records," *BMC Medical Informatics and Decision Making*, vol. 18, no. Suppl 1, p. 18, Mar. 2018.
- [18] M. Hughes, I. Li, S. Kotoulas, and T. Suzumura, "Medical text classification using convolutional neural networks," *Studies in Health Technology and Informatics*, vol. 235, pp. 246–250, 2017.
- [19] X. Li, H. Wang, H. He, J. Du, J. Chen, and J. Wu, "Intelligent diagnosis with chinese electronic medical records based on convolutional neural networks," *BMC Bioinformatics*, vol. 20, no. 1, p. 62, Feb. 2019.
- [20] Y. Li, B. Qian, X. Zhang, and H. Liu, "Graph neural network-based diagnosis prediction," *Big Data*, vol. 8, no. 5, pp. 379–390, Oct. 2020.
- [21] Z. Sun, H. Yin, H. Chen, T. Chen, L. Cui, and F. Yang, "Disease prediction via graph neural networks," *IEEE Journal of Biomedical and Health Informatics*, vol. 25, no. 3, pp. 818–826, Mar. 2021.
- [22] T. Wu, Y. Wang, Y. Wang, E. Zhao, and Y. Yuan, "Leveraging graph-based hierarchical medical entity embedding for healthcare applications," *Scientific Reports*, vol. 11, no. 1, p. 5858, Mar. 2021.
- [23] T. Mayer, E. Cabrio, and S. Villata, "Transformer-based argument mining for healthcare applications," in *ECAI 2020 - 24th European Conference on Artificial Intelligence*, Santiago de Compostela / Online, Spain, Aug. 2020.
- [24] D. Zhang, J. Thadajarassiri, C. Sen, and E. Rundensteiner, "Time-aware transformer-based network for clinical notes series prediction," in *Machine Learning for Healthcare Conference*. PMLR, Sep. 2020, pp. 566–588.
- [25] S. Tokala, V. Gambhir, and A. Mukherjee, "Deep learning for social media health text classification," in *Proceedings of the 2018 EMNLP Workshop SMM4H: The 3rd Social Media Mining for Health Applications Workshop & Shared Task*. Brussels, Belgium: Association for Computational Linguistics, Oct. 2018, pp. 61–64.
- [26] E. Choi, M. T. Bahadori, J. A. Kulas, A. Schuetz, W. F. Stewart, and J. Sun, "RETAIN: An interpretable predictive model for healthcare using reverse time attention mechanism," *arXiv:1608.05745 [cs]*, Feb. 2017.
- [27] J. Chu, W. Dong, K. He, H. Duan, and Z. Huang, "Using neural attention networks to detect adverse medical events from electronic health records," *Journal of Biomedical Informatics*, vol. 87, pp. 118–130, Nov. 2018.
- [28] P. Chakraborty, F. Wang, J. Hu, and D. Sow, "Explicit-blurred memory network for analyzing patient electronic health records," *arXiv:1911.06472 [cs, stat]*, Jul. 2020.
- [29] J. Song, Y. Wang, S. Tang, Y. Zhang, Z. Chen, Z. Zhang, T. Zhang, and F. Wu, "Local-Global memory neural network for medication prediction," *IEEE Transactions on Neural Networks and Learning Systems*, vol. 32, no. 4, pp. 1723–1736, Apr. 2021.
- [30] H.-J. Yoon, J. Gounley, M. T. Young, and G. Tourassi, "Information extraction from cancer pathology reports with graph convolution networks for natural language texts," in *2019 IEEE International Conference on Big Data (Big Data)*, Dec. 2019, pp. 4561–4564.
- [31] R. Cai, B. Zhu, L. Ji, T. Hao, J. Yan, and W. Liu, "An CNN-LSTM attention approach to understanding user query intent from online health communities," in *2017 IEEE International Conference on Data Mining Workshops (ICDMW)*, Nov. 2017, pp. 430–437.
- [32] B. Tang, X. Wang, J. Yan, and Q. Chen, "Entity recognition in chinese clinical text using attention-based CNN-LSTM-CRF," *BMC Medical Informatics and Decision Making*, vol. 19, no. 3, p. 74, Apr. 2019.
- [33] E. Choi, Z. Xu, Y. Li, M. W. Dusenberry, G. Flores, Y. Xue, and A. M. Dai, "Learning the graphical structure of electronic health records with graph convolutional transformer," *arXiv:1906.04716 [cs, stat]*, Jan. 2020.
- [34] J. Wang, X. Chen, Y. Zhang, Y. Zhang, J. Wen, H. Lin, Z. Yang, and X. Wang, "Document-level biomedical relation extraction using graph convolutional network and multithread attention: Algorithm development and validation," *JMIR Medical Informatics*, vol. 8, no. 7, p. e17638, Jul. 2020.
- [35] X. Qiu, T. Sun, Y. Xu, Y. Shao, N. Dai, and X. Huang, "Pre-trained models for natural language processing: A survey," *arXiv:2003.08271 [cs]*, Apr. 2020.
- [36] A. L. Beam, B. Kompa, A. Schmaltz, I. Fried, G. Weber, N. P. Palmer, X. Shi, T. Cai, and I. S. Kohane, "Clinical concept embeddings learned from massive sources of multimodal medical data," *arXiv:1804.01486 [cs, stat]*, Aug. 2019.
- [37] X. Cai, J. Gao, K. Y. Ngiam, B. C. Ooi, Y. Zhang, and X. Yuan, "Medical concept embedding with time-aware attention," in *Proceedings of the 27th International Joint Conference on Artificial Intelligence*, ser. IJCAI'18. Stockholm, Sweden: AAAI Press, Jul. 2018, pp. 3984–3990.
- [38] M. Kholghi, L. De Vine, L. Sitbon, G. Zuccon, and A. Nguyen, "The benefits of word embeddings features for active learning in clinical information extraction," in *Proceedings of the Australasian Language Technology Association Workshop 2016*, Melbourne, Australia, Dec. 2016, pp. 25–34.
- [39] Y. Zhang, Q. Chen, Z. Yang, H. Lin, and Z. Lu, "BioWordVec, improving biomedical word embeddings with subword information and MeSH," *Scientific Data*, vol. 6, no. 1, p. 52, May 2019.
- [40] S. Dubois, N. Romano, D. C. Kale, N. Shah, and K. Jung, "Effective representations of clinical notes," *arXiv:1705.07025 [cs, stat]*, Aug. 2018.

- [41] Q. Jin, B. Dhingra, W. W. Cohen, and X. Lu, "Probing biomedical embeddings from language models," *arXiv:1904.02181 [cs]*, Apr. 2019.
- [42] J. Lee, W. Yoon, S. Kim, D. Kim, S. Kim, C. H. So, and J. Kang, "BioBERT: A pre-trained biomedical language representation model for biomedical text mining," *Bioinformatics*, vol. 36, no. 4, pp. 1234–1240, Feb. 2020.
- [43] K. Huang, J. Altsaar, and R. Ranganath, "ClinicalBERT: Modeling clinical notes and predicting hospital readmission," *arXiv:1904.05342 [cs]*, Nov. 2020.
- [44] L. Rasmay, Y. Xiang, Z. Xie, C. Tao, and D. Zhi, "Med-BERT: Pre-trained contextualized embeddings on large-scale structured electronic health records for disease prediction," *npj Digital Medicine*, vol. 4, no. 1, pp. 1–13, May 2021.
- [45] Y. Li, S. Rao, J. R. A. Soares, A. Hassaine, R. Ramakrishnan, D. Canoy, Y. Zhu, K. Rahimi, and G. Salimi-Khorshidi, "BEHRT: Transformer for electronic health records," *Scientific Reports*, vol. 10, no. 1, p. 7155, Apr. 2020.
- [46] E. T. R. Schneider, J. V. A. de Souza, Y. B. Gumiel, C. Moro, and E. C. Paraiso, "A GPT-2 language model for biomedical texts in portuguese," in *2021 IEEE 34th International Symposium on Computer-Based Medical Systems (CBMS)*, Jun. 2021, pp. 474–479.
- [47] A. Akkasi, E. Varoğlu, and N. Dimililer, "ChemTok: A new rule based tokenizer for chemical named entity recognition," *BioMed Research International*, vol. 2016, 2016.
- [48] H.-J. Dai, P.-T. Lai, Y.-C. Chang, and R. T.-H. Tsai, "Enhancing of chemical compound and drug name recognition using representative tag scheme and fine-grained tokenization," *Journal of Cheminformatics*, vol. 7, no. Suppl 1 Text mining for chemistry and the CHEMDNER track, p. S14, 2015.
- [49] H. Liu, T. Christiansen, W. A. Baumgartner, and K. Verspoor, "BioLemmatizer: A lemmatization tool for morphological processing of biomedical text," *Journal of Biomedical Semantics*, vol. 3, p. 3, Apr. 2012.
- [50] Y. Qiao, C. Xiong, Z. Liu, and Z. Liu, "Understanding the Behaviors of BERT in Ranking," *arXiv:1904.07531 [cs]*, Apr. 2019.
- [51] X. Liu, F. Zhang, Z. Hou, Z. Wang, L. Mian, J. Zhang, and J. Tang, "Self-supervised learning: Generative or contrastive," *IEEE Transactions on Knowledge and Data Engineering*, pp. 1–1, 2021.
- [52] Y. Wang, S. Sohn, S. Liu, F. Shen, L. Wang, E. J. Atkinson, S. Amin, and H. Liu, "A clinical text classification paradigm using weak supervision and deep representation," *BMC Medical Informatics and Decision Making*, vol. 19, no. 1, p. 1, Jan. 2019.
- [53] S. Hassanpour and C. P. Langlotz, "Information extraction from multi-institutional radiology reports," *Artificial intelligence in medicine*, vol. 66, pp. 29–39, Jan. 2016.
- [54] N. Perera, M. Dehmer, and F. Emmert-Streib, "Named entity recognition and relation detection for biomedical information extraction," *Frontiers in Cell and Developmental Biology*, vol. 8, p. 673, Aug. 2020.
- [55] A. Thillaisundaram and T. Togia, "Biomedical relation extraction with pre-trained language representations and minimal task-specific architecture," in *Proceedings of The 5th Workshop on BioNLP Open Shared Tasks*. Hong Kong, China: Association for Computational Linguistics, Nov. 2019, pp. 84–89.
- [56] S. Žitnik, M. Žitnik, B. Zupan, and M. Bajec, "Sieve-based relation extraction of gene regulatory networks from biological literature," *BMC Bioinformatics*, vol. 16, no. Suppl 16, p. S1, Oct. 2015.
- [57] P. Jindal and D. Roth, "Extraction of events and temporal expressions from clinical narratives," *Journal of Biomedical Informatics*, vol. 46, pp. S13–S19, Dec. 2013.
- [58] A. Garg and M. Agarwal, "Machine translation: A literature review," *arXiv:1901.01122 [cs]*, Dec. 2018.
- [59] A. Bérard, Z. M. Kim, V. Nikoulina, E. L. Park, and M. Gallé, "A multilingual neural machine translation model for biomedical data," in *Proceedings of the 1st Workshop on NLP for COVID-19 (Part 2) at EMNLP 2020*. Online: Association for Computational Linguistics, Dec. 2020.
- [60] K. Kirchhoff, A. M. Turner, A. Axelrod, and F. Saavedra, "Application of statistical machine translation to public health information: A feasibility study," *Journal of the American Medical Informatics Association : JAMIA*, vol. 18, no. 4, pp. 473–478, 2011.
- [61] M. Afzal, F. Alam, K. M. Malik, and G. M. Malik, "Clinical Context-Aware biomedical text summarization using deep neural network: Model development and validation," *Journal of Medical Internet Research*, vol. 22, no. 10, p. e19810, Oct. 2020.
- [62] J. Lopez, "Automatic summarization of medical conversations, a review," in *TALN-RECITAL 2019-PFIA 2019*. Toulouse, France: ATALA, Jul. 2019, pp. 487–498.
- [63] G. Manas, V. Aribandi, U. Kursuncu, A. Alambo, V. L. Shalin, K. Thirunarayan, J. Beich, M. Narasimhan, and A. Sheth, "Knowledge-infused abstractive summarization of clinical diagnostic interviews: Framework development study," *JMIR Mental Health*, vol. 8, no. 5, p. e20865, May 2021.
- [64] I. Pistol, D. Trandabăt, and M. Răschip, "Medi-test: Generating tests from medical reference texts," *Data*, vol. 3, no. 4, p. 70, Dec. 2018.
- [65] S. Shen, Y. Li, N. Du, X. Wu, Y. Xie, S. Ge, T. Yang, K. Wang, X. Liang, and W. Fan, "On the generation of medical question-answer pairs," *arXiv:1811.00681 [cs]*, Dec. 2019.
- [66] W. Wang, T. Hao, and W. Liu, "Automatic question generation for learning evaluation in medicine," in *Advances in Web Based Learning – ICWL 2007*, ser. Lecture Notes in Computer Science, H. Leung, F. Li, R. Lau, and Q. Li, Eds. Berlin, Heidelberg: Springer, 2008, pp. 242–251.
- [67] D. Li, Z. Ren, P. Ren, Z. Chen, M. Fan, J. Ma, and M. de Rijke, "Semi-supervised variational reasoning for medical dialogue generation," *Proceedings of the 44th International ACM SIGIR Conference on Research and Development in Information Retrieval*, pp. 544–554, Jul. 2021.
- [68] S. Lin, P. Zhou, X. Liang, J. Tang, R. Zhao, Z. Chen, and L. Lin, "Graph-evolving meta-learning for low-resource medical dialogue generation," *arXiv:2012.11988 [cs]*, Dec. 2020.
- [69] W. Yang, G. Zeng, B. Tan, Z. Ju, S. Chakravorty, X. He, S. Chen, X. Yang, Q. Wu, Z. Yu, E. Xing, and P. Xie, "On the generation of medical dialogues for COVID-19," *arXiv:2005.05442 [cs]*, Jun. 2020.
- [70] S. Pauws, A. Gatt, E. Krahmer, and E. Reiter, "Making effective use of healthcare data using data-to-text technology," *arXiv:1808.03507 [cs]*, Aug. 2018.
- [71] V. Kougia, J. Pavlopoulos, and I. Androutsopoulos, "A survey on biomedical image captioning," *arXiv:1905.13302 [cs]*, May 2019.
- [72] Y. Xiong, B. Du, and P. Yan, "Reinforced transformer for medical image captioning," in *Machine Learning in Medical Imaging*, ser. Lecture Notes in Computer Science, H.-I. Suk, M. Liu, P. Yan, and C. Lian, Eds. Cham: Springer International Publishing, 2019, pp. 673–680.
- [73] X. He, Z. Cai, W. Wei, Y. Zhang, L. Mou, E. Xing, and P. Xie, "Towards visual question answering on pathology images," in *Proceedings of the 59th Annual Meeting of the Association for Computational Linguistics and the 11th International Joint Conference on Natural Language Processing (Volume 2: Short Papers)*. Online: Association for Computational Linguistics, Aug. 2021, pp. 708–718.
- [74] L.-M. Zhan, B. Liu, L. Fan, J. Chen, and X.-M. Wu, "Medical visual question answering via conditional reasoning," in *Proceedings of the 28th ACM International Conference on Multimedia*, ser. MM '20. New York, NY, USA: Association for Computing Machinery, Oct. 2020, pp. 2345–2354.
- [75] B. Afrae, D. Yousra, A. Imane, B. A. Mohamed, and A. B. Abdelhakim, "A new visual question answering system for medical images characterization," in *Proceedings of the 4th International Conference on Smart City Applications*, ser. SCA '19. New York, NY, USA: Association for Computing Machinery, Oct. 2019, pp. 1–7.
- [76] H. Wu, G. Toti, K. I. Morley, Z. M. Ibrahim, A. Folarin, R. Jackson, I. Kartoglu, A. Agrawal, C. Stringer, D. Gale, G. Gorrell, A. Roberts, M. Broadbent, R. Stewart, and R. J. Dobson, "SemEHR: A general-purpose semantic search system to surface semantic data from clinical notes for tailored care, trial recruitment, and clinical research," *Journal of the American Medical Informatics Association : JAMIA*, vol. 25, no. 5, pp. 530–537, Jan. 2018.
- [77] J. Gobeill, A. Gaudinat, E. Pasche, D. Vishnyakova, P. Gaudet, A. Bairoch, and P. Ruch, "Deep question answering for protein annotation," *Database: The Journal of Biological Databases and Curation*, vol. 2015, Sep. 2015.
- [78] A. Montazerlghaem, R. Rahimi, and J. Allan, "Relevance ranking based on query-aware context analysis," *Advances in Information Retrieval*, vol. 12035, pp. 446–460, Mar. 2020.
- [79] B. Xu, H. Lin, Y. Lin, Y. Ma, L. Yang, J. Wang, and Z. Yang, "Improve biomedical information retrieval using modified learning to rank methods," *IEEE/ACM Transactions on Computational Biology and Bioinformatics*, vol. 15, no. 6, pp. 1797–1809, Nov. 2018.
- [80] J. Urbain, O. Frieder, and N. Goharian, "Passage relevance models for genomics search," *BMC Bioinformatics*, vol. 10, no. Suppl 3, p. S3, Mar. 2009.

- [81] S. Mohan, N. Fiorini, S. Kim, and Z. Lu, "A fast deep learning model for textual relevance in biomedical information retrieval," in *Proceedings of the 2018 World Wide Web Conference*, ser. WWW '18. Republic and Canton of Geneva, CHE: International World Wide Web Conferences Steering Committee, Apr. 2018, pp. 77–86.
- [82] D. Hristovski, D. Dinevski, A. Kastrin, and T. C. Rindfleisch, "Biomedical question answering using semantic relations," *BMC Bioinformatics*, vol. 16, no. 1, p. 6, Jan. 2015.
- [83] V. Vinod, S. Agrawal, V. Gaurav, P. R., and S. Choudhary, "Multilingual medical question answering and information retrieval for rural health intelligence access," *arXiv:2106.01251 [cs]*, Jun. 2021.
- [84] M. A. H. Zahid, A. Mittal, R. C. Joshi, and G. Atluri, "CLINIQA: A machine intelligence based clinical question answering system," *arXiv:1805.05927 [cs]*, May 2018.
- [85] P. Wang, T. Shi, and C. K. Reddy, "Text-to-SQL generation for question answering on electronic medical records," in *Proceedings of The Web Conference 2020*. Taipei Taiwan: ACM, Apr. 2020, pp. 350–361.
- [86] Z. Jiang, C. Chi, and Y. Zhan, "Research on medical question answering system based on knowledge graph," *IEEE Access*, vol. 9, pp. 21 094–21 101, 2021.
- [87] H. Liu, Q. Hu, Y. Zhang, C. Xing, and M. Sheng, "A knowledge-based health question answering system," in *Smart Health*, ser. Lecture Notes in Computer Science, H. Chen, D. D. Zeng, E. Karahanna, and I. Bardhan, Eds. Cham: Springer International Publishing, 2017, pp. 286–291.
- [88] D. Demner-Fushman and J. Lin, "Answering clinical questions with knowledge-based and statistical techniques," *Computational Linguistics*, vol. 33, no. 1, pp. 63–103, Mar. 2007.
- [89] R. M. Terol, P. Martínez-Barco, and M. Palomar, "A knowledge based method for the medical question answering problem," *Computers in Biology and Medicine*, vol. 37, no. 10, pp. 1511–1521, Oct. 2007.
- [90] Z. Liu, E. Peng, S. Yan, G. Li, and T. Hao, "T-know: A knowledge graph-based question answering and information retrieval system for traditional chinese medicine," in *Proceedings of the 27th International Conference on Computational Linguistics: System Demonstrations*. Santa Fe, New Mexico: Association for Computational Linguistics, Aug. 2018, pp. 15–19.
- [91] E. Mutabazi, J. Ni, G. Tang, and W. Cao, "A review on medical textual question answering systems based on deep learning approaches," *Applied Sciences*, vol. 11, no. 12, p. 5456, Jan. 2021.
- [92] H. Shim, D. Lowet, S. Luca, and B. Vanrumste, "Building blocks of a task-oriented dialogue system in the healthcare domain," in *Proceedings of the Second Workshop on Natural Language Processing for Medical Conversations*. Online: Association for Computational Linguistics, Jun. 2021, pp. 47–57.
- [93] Z. Wei, Q. Liu, B. Peng, H. Tou, T. Chen, X. Huang, K.-f. Wong, and X. Dai, "Task-oriented dialogue system for automatic diagnosis," in *Proceedings of the 56th Annual Meeting of the Association for Computational Linguistics (Volume 2: Short Papers)*. Melbourne, Australia: Association for Computational Linguistics, Jul. 2018, pp. 201–207.
- [94] L. Xu, Q. Zhou, K. Gong, X. Liang, J. Tang, and L. Lin, "End-to-end knowledge-routed relational dialogue system for automatic diagnosis," *arXiv:1901.10623 [cs]*, Mar. 2019.
- [95] H. Kawata, K. Ookawara, M. Muta, S. Masuko, and J. Hoshino, "Lifestyle agent: The chat-oriented dialogue system for lifestyle management," in *Entertainment Computing – ICEC 2017*, ser. Lecture Notes in Computer Science, N. MuneKata, I. Kunita, and J. Hoshino, Eds. Cham: Springer International Publishing, 2017, pp. 396–399.
- [96] R. Studer, V. R. Benjamins, and D. Fensel, "Knowledge engineering: Principles and methods," *Data & Knowledge Engineering*, vol. 25, no. 1, pp. 161–197, Mar. 1998.
- [97] T. Goodwin and S. M. Harabagiu, "Automatic generation of a qualified medical knowledge graph and its usage for retrieving patient cohorts from electronic medical records," in *2013 IEEE Seventh International Conference on Semantic Computing*, Sep. 2013, pp. 363–370.
- [98] A. Rossanez, J. C. dos Reis, R. d. S. Torres, and H. de Ribapierre, "KGen: A knowledge graph generator from biomedical scientific literature," *BMC Medical Informatics and Decision Making*, vol. 20, no. 4, p. 314, Dec. 2020.
- [99] M. Rotmensch, Y. Halpern, A. Tlimat, S. Hornig, and D. Sontag, "Learning a health knowledge graph from electronic medical records," *Scientific Reports*, vol. 7, no. 1, p. 5994, Jul. 2017.
- [100] H. Wang, Q. Zhang, and J. Yuan, "Semantically enhanced medical information retrieval system: A tensor factorization based approach," *IEEE Access*, vol. 5, pp. 7584–7593, 2017.
- [101] Y. Pan, Q. Chen, W. Peng, X. Wang, B. Hu, X. Liu, J. Chen, and W. Zhou, "MedWriter: Knowledge-aware medical text generation," in *Proceedings of the 28th International Conference on Computational Linguistics*. Barcelona, Spain (Online): International Committee on Computational Linguistics, Dec. 2020, pp. 2363–2368.
- [102] A. Stoica, T. Kadar, C. Lemnar, R. Potolea, and M. Dînsoreanu, "Intent detection and slot filling with capsule net architectures for a romanian home assistant," *Sensors*, vol. 21, no. 4, p. 1230, Jan. 2021.
- [103] A. Neuraz, L. C. Llanos, A. Burgun, and S. Rosset, "Natural language understanding for task oriented dialog in the biomedical domain in a low resources context," *arXiv:1811.09417 [cs]*, Nov. 2018.
- [104] C. Zhang, N. Du, W. Fan, Y. Li, C.-T. Lu, and P. S. Yu, "Bringing semantic structures to user intent detection in online medical queries," in *2017 IEEE International Conference on Big Data (Big Data)*, Dec. 2017, pp. 1019–1026.
- [105] I. Giachos, E. C. Papakitsos, and G. Chorooglou, "Exploring natural language understanding in robotic interfaces," *International Journal of Advances in Intelligent Informatics*, vol. 3, no. 1, pp. 10–19, Mar. 2017.
- [106] J. Thomason, A. Padmakumar, J. Sinapov, N. Walker, Y. Jiang, H. Yedidsion, J. Hart, P. Stone, and R. J. Mooney, "Improving grounded natural language understanding through human-robot dialog," *2019 International Conference on Robotics and Automation (ICRA)*, pp. 6934–6941, May 2019.
- [107] A. Feder, K. A. Keith, E. Manzoor, R. Pryzant, D. Sridhar, Z. Wood-Doughty, J. Eisenstein, J. Grimmer, R. Reichart, M. E. Roberts, B. M. Stewart, V. Veitch, and D. Yang, "Causal inference in natural language processing: Estimation, prediction, interpretation and beyond," *arXiv:2109.00725 [cs]*, Sep. 2021.
- [108] J. Zeng, M. F. Gensheimer, D. L. Rubin, S. Athey, and R. D. Schachter, "Uncovering interpretable potential confounders in electronic medical records," *medRxiv : the preprint server for health sciences*, 2021.
- [109] S. Doan, E. W. Yang, S. S. Tilak, P. W. Li, D. S. Zisook, and M. Torii, "Extracting health-related causality from twitter messages using natural language processing," *BMC Medical Informatics and Decision Making*, vol. 19, no. 3, p. 79, Apr. 2019.
- [110] G. Nordon, G. Koren, V. Shalev, B. Kimelfeld, U. Shalit, and K. Radinsky, "Building causal graphs from medical literature and electronic medical records," *Proceedings of the AAAI Conference on Artificial Intelligence*, vol. 33, no. 01, pp. 1102–1109, Jul. 2019.
- [111] R. Stiefelwagen, C. Fugen, R. Gieselmann, H. Holzappel, K. Nickel, and A. Waibel, "Natural human-robot interaction using speech, head pose and gestures," in *2004 IEEE/RSJ International Conference on Intelligent Robots and Systems (IROS) (IEEE Cat. No.04CH37566)*, vol. 3, Sep. 2004, pp. 2422–2427 vol.3.
- [112] G. P. Finley, E. Edwards, W. Salloum, A. Robinson, N. Sadoughi, A. Axtmann, M. Korenevsky, M. Brenndorfer, M. Miller, and D. Suendermann-Oeft, "Semi-supervised acoustic model retraining for medical ASR," in *Speech and Computer*, ser. Lecture Notes in Computer Science, A. Karpov, O. Jokisch, and R. Potapova, Eds. Cham: Springer International Publishing, 2018, pp. 177–187.
- [113] J. Sas and T. Poreba, "Optimal acoustic model complexity selection in polish medical speech recognition," *Journal of Medical Informatics & Technologies*, vol. Vol. 17, 2011.
- [114] J. M. Paulett and C. P. Langlotz, "Improving language models for radiology speech recognition," *Journal of Biomedical Informatics*, vol. 42, no. 1, pp. 53–58, Feb. 2009.
- [115] C.-C. Chiu, A. Tripathi, K. Chou, C. Co, N. Jaitly, D. Jaunzeikare, A. Kannan, P. Nguyen, H. Sak, A. Sankar, J. Tansuwan, N. Wan, Y. Wu, and X. Zhang, "Speech recognition for medical conversations," *arXiv:1711.07274 [cs, eess, stat]*, Jun. 2018.
- [116] E. Edwards, W. Salloum, G. P. Finley, J. Fone, G. Cardiff, M. Miller, and D. Suendermann-Oeft, "Medical speech recognition: Reaching parity with humans," in *Speech and Computer*, ser. Lecture Notes in Computer Science, A. Karpov, R. Potapova, and I. Mporas, Eds. Cham: Springer International Publishing, 2017, pp. 512–524.
- [117] T. He, W. Zhao, and L. Xu, "DOP-tacotron: A fast chinese TTS system with local-based attention," in *2020 Chinese Control And Decision Conference (CCDC)*, Aug. 2020, pp. 4345–4350.
- [118] K. Sugiura, Y. Shiga, H. Kawai, T. Misu, and C. Hori, "Non-monologue HMM-based speech synthesis for service robots: A cloud robotics approach," in *2014 IEEE International Conference on Robotics and Automation (ICRA)*, May 2014, pp. 2237–2242.
- [119] H. Akbari, B. Khalighinejad, J. L. Herrero, A. D. Mehta, and N. Mesgarani, "Towards reconstructing intelligible speech from the human auditory cortex," *Scientific Reports*, vol. 9, no. 1, p. 874, Jan. 2019.

- [120] G. K. Anumanchipalli, J. Chartier, and E. F. Chang, "Speech synthesis from neural decoding of spoken sentences," *Nature*, vol. 568, no. 7753, pp. 493–498, Apr. 2019.
- [121] C. Herff, L. Diener, M. Angrick, E. Mugler, M. C. Tate, M. A. Goldrick, D. J. Krusienski, M. W. Slutzky, and T. Schultz, "Generating natural, intelligible speech from brain activity in motor, premotor, and inferior frontal cortices," *Frontiers in Neuroscience*, vol. 13, p. 1267, 2019.
- [122] C. Jreige, R. Patel, and H. T. Bunnell, "VocaliD: Personalizing text-to-speech synthesis for individuals with severe speech impairment," in *Proceedings of the 11th International ACM SIGACCESS Conference on Computers and Accessibility*, ser. Assets '09. New York, NY, USA: Association for Computing Machinery, Oct. 2009, pp. 259–260.
- [123] M. Marge, C. Espy-Wilson, N. G. Ward, A. Alwan, Y. Artzi, M. Bansal, G. Blankenship, J. Chai, H. Daumé, D. Dey, M. Harper, T. Howard, C. Kennington, I. Kruijff-Korbayová, D. Manocha, C. Matuszek, R. Mead, R. Mooney, R. K. Moore, M. Ostendorf, H. Pon-Barry, A. I. Rudnicky, M. Scheutz, R. S. Amant, T. Sun, S. Tellex, D. Traum, and Z. Yu, "Spoken language interaction with robots: Recommendations for future research," *Computer Speech & Language*, vol. 71, p. 101255, Jan. 2022.
- [124] J. James, B. T. Balamurali, C. I. Watson, and B. MacDonald, "Empathetic speech synthesis and testing for healthcare robots," *International Journal of Social Robotics*, Sep. 2020.
- [125] X. Li, B. MacDonald, and C. I. Watson, "Expressive facial speech synthesis on a robotic platform," in *Proceedings of the 2009 IEEE/RSJ International Conference on Intelligent Robots and Systems*, ser. IROS'09. St. Louis, MO, USA: IEEE Press, Oct. 2009, pp. 5009–5014.
- [126] S. Roehling, B. Macdonald, and C. Watson, "Towards expressive speech synthesis in english on a robotic platform," in *In Proceedings of the Australasian International Conference on Speech Science and Technology*, 2006, pp. 130–135.
- [127] K. Kühne, M. H. Fischer, and Y. Zhou, "The human takes it all: Humanlike synthesized voices are perceived as less eerie and more likable. evidence from a subjective ratings study," *Frontiers in Neurobotics*, vol. 14, p. 105, 2020.
- [128] F. Jiang, Y. Jiang, H. Zhi, Y. Dong, H. Li, S. Ma, Y. Wang, Q. Dong, H. Shen, and Y. Wang, "Artificial intelligence in healthcare: Past, present and future," *Stroke and Vascular Neurology*, vol. 2, no. 4, Dec. 2017.
- [129] K. N. Dew, A. M. Turner, Y. K. Choi, A. Bosold, and K. Kirchoff, "Development of machine translation technology for assisting health communication: A systematic review," *Journal of Biomedical Informatics*, vol. 85, pp. 56–67, Sep. 2018.
- [130] G. Randhawa, M. Ferreyra, R. Ahmed, O. Ezzat, and K. Pottie, "Using machine translation in clinical practice," *Canadian Family Physician*, vol. 59, no. 4, pp. 382–383, Apr. 2013.
- [131] F. Goss, S. Blackley, C. Ortega, L. Kowalski, A. Landman, C. Lin, M. Meteer, S. Bakes, S. Gradwohl, D. Bates, and Z. Li, "A clinician survey of using speech recognition for clinical documentation in the electronic health record," *International Journal of Medical Informatics*, vol. 130, Jul. 2019.
- [132] K. Saxena, R. Diamond, R. F. Conant, T. H. Mitchell, i. G. Gallopyn, and K. E. Yakimov, "Provider adoption of speech recognition and its impact on satisfaction, documentation quality, efficiency, and cost in an inpatient EHR," *AMIA Summits on Translational Science Proceedings*, vol. 2018, pp. 186–195, May 2018.
- [133] Y. Zhao, "Speech-recognition technology in health care and special-needs assistance [life sciences]," *IEEE Signal Processing Magazine*, vol. 26, no. 3, pp. 87–90, May 2009.
- [134] T. R. Goodwin and S. M. Harabagiu, "Medical question answering for clinical decision support," *Proceedings of the ... ACM International Conference on Information & Knowledge Management. ACM International Conference on Information and Knowledge Management*, vol. 2016, pp. 297–306, Oct. 2016.
- [135] G. Xu, W. Rong, Y. Wang, Y. Ouyang, and Z. Xiong, "External features enriched model for biomedical question answering," *BMC Bioinformatics*, vol. 22, no. 1, p. 272, May 2021.
- [136] X. Shi, D. Jiang, Y. Huang, X. Wang, Q. Chen, J. Yan, and B. Tang, "Family history information extraction via deep joint learning," *BMC Medical Informatics and Decision Making*, vol. 19, no. Suppl 10, Dec. 2019.
- [137] A. Gupta, I. Banerjee, and D. L. Rubin, "Automatic information extraction from unstructured mammography reports using distributed semantics," *Journal of Biomedical Informatics*, vol. 78, pp. 78–86, Feb. 2018.
- [138] J. Yang, Y. Liu, M. Qian, C. Guan, and X. Yuan, "Information extraction from electronic medical records using multitask recurrent neural network with contextual word embedding," *Applied Sciences*, vol. 9, no. 18, p. 3658, Jan. 2019.
- [139] S. Zheng, S. K. Jabbour, S. E. O'Reilly, J. J. Lu, L. Dong, L. Ding, Y. Xiao, N. Yue, F. Wang, and W. Zou, "Automated information extraction on treatment and prognosis for Non-Small cell lung cancer radiotherapy patients: Clinical study," *JMIR Medical Informatics*, vol. 6, no. 1, p. e8, Feb. 2018.
- [140] H. Liang, B. Y. Tsui, H. Ni, C. C. S. Valentim, S. L. Baxter, G. Liu, W. Cai, D. S. Kermany, X. Sun, J. Chen, L. He, J. Zhu, P. Tian, H. Shao, L. Zheng, R. Hou, S. Hewett, G. Li, P. Liang, X. Zang, Z. Zhang, L. Pan, H. Cai, R. Ling, S. Li, Y. Cui, S. Tang, H. Ye, X. Huang, W. He, W. Liang, Q. Zhang, J. Jiang, W. Yu, J. Gao, W. Ou, Y. Deng, Q. Hou, B. Wang, C. Yao, Y. Liang, S. Zhang, Y. Duan, R. Zhang, S. Gibson, C. L. Zhang, O. Li, E. D. Zhang, G. Karin, N. Nguyen, X. Wu, C. Wen, J. Xu, W. Xu, B. Wang, W. Wang, J. Li, B. Pizzato, C. Bao, D. Xiang, W. He, S. He, Y. Zhou, W. Haw, M. Goldbaum, A. Tremoulet, C.-N. Hsu, H. Carter, L. Zhu, K. Zhang, and H. Xia, "Evaluation and accurate diagnoses of pediatric diseases using artificial intelligence," *Nature Medicine*, vol. 25, no. 3, pp. 433–438, Mar. 2019.
- [141] H. Harkema, W. W. Chapman, M. Saul, E. S. Dellon, R. E. Schoen, and A. Mehrotra, "Developing a natural language processing application for measuring the quality of colonoscopy procedures," *Journal of the American Medical Informatics Association: JAMIA*, vol. 18 Suppl 1, pp. i150–156, Dec. 2011.
- [142] A. Mehrotra, E. S. Dellon, R. E. Schoen, M. Saul, F. Bishehsari, C. Farmer, and H. Harkema, "Applying a natural language processing tool to electronic health records to assess performance on colonoscopy quality measures," *Gastrointestinal Endoscopy*, vol. 75, no. 6, pp. 1233–1239.e14, Jun. 2012.
- [143] S. Wunnava, X. Qin, T. Kakar, C. Sen, E. A. Rundensteiner, and X. Kong, "Adverse drug event detection from electronic health records using hierarchical recurrent neural networks with dual-level embedding," *Drug Safety*, vol. 42, no. 1, pp. 113–122, Jan. 2019.
- [144] R. G. Jackson, R. Patel, N. Jayatilleke, A. Kolliakou, M. Ball, G. Gorrell, A. Roberts, R. J. Dobson, and R. Stewart, "Natural language processing to extract symptoms of severe mental illness from clinical text: The clinical record interactive search comprehensive data extraction (CRIS-CODE) project," *BMJ Open*, vol. 7, no. 1, p. e012012, Jan. 2017.
- [145] J. Luo, L. Lan, D. Yang, S. Huang, M. Li, J. Yin, J. Xiao, and X. Zhou, "Early prediction of organ failures in patients with acute pancreatitis using text mining," *Scientific Programming*, vol. 2021, p. e6683942, May 2021.
- [146] X. Wang, X. Xu, W. Tong, R. Roberts, and Z. Liu, "InferBERT: A transformer-based causal inference framework for enhancing pharmacovigilance," *Frontiers in Artificial Intelligence*, vol. 4, p. 67, 2021.
- [147] S. V. Wang, O. V. Patterson, J. J. Gagne, J. S. Brown, R. Ball, P. Jonsson, A. Wright, L. Zhou, W. Goettsch, and A. Bate, "Transparent reporting on research using unstructured electronic health record data to generate 'real world' evidence of comparative effectiveness and safety," *Drug Safety*, vol. 42, no. 11, pp. 1297–1309, Nov. 2019.
- [148] A. Lee, B. E. Alving, M. B. Horup, and L. Thrysoe, "Information retrieval as a part of evidence-based practice: Retrieval skills, behavior and needs among nurses at a large university hospital," *Nordic Journal of Nursing Research*, Aug. 2019.
- [149] T. B. Patrick, G. Demiris, L. C. Folk, D. E. Moxley, J. A. Mitchell, and D. Tao, "Evidence-based retrieval in evidence-based medicine," *Journal of the Medical Library Association*, vol. 92, no. 2, pp. 196–199, Apr. 2004.
- [150] N. Ford, D. Miller, A. Booth, A. O'rourke, J. Ralph, and E. Turnock, "Information retrieval for evidence-based decision making," *JOURNAL OF DOCUMENTATION*, vol. 55, Oct. 1999.
- [151] N. W. Sterling, R. E. Patzer, M. Di, and J. D. Schragar, "Prediction of emergency department patient disposition based on natural language processing of triage notes," *International Journal of Medical Informatics*, vol. 129, pp. 184–188, Sep. 2019.
- [152] B. Tahayori, N. Chini-Foroush, and H. Akhlaghi, "Advanced natural language processing technique to predict patient disposition based on emergency triage notes," *Emergency Medicine Australasia*, vol. 33, no. 3, pp. 480–484, 2021.
- [153] E. Sezgin, Y. Huang, U. Ramtekkar, and S. Lin, "Readiness for voice assistants to support healthcare delivery during a health crisis and pandemic," *npj Digital Medicine*, vol. 3, no. 1, pp. 1–4, Sep. 2020.
- [154] S. Spänig, A. Emberger-Klein, J.-P. Sowa, A. Canbay, K. Menrad, and D. Heider, "The virtual doctor: An interactive artificial intelligence

- based on deep learning for non-invasive prediction of diabetes,” *Artificial Intelligence in Medicine*, vol. 100, p. 101706, Sep. 2019.
- [155] M. Gandhi, V. K. Singh, and V. Kumar, “IntelliDoctor - AI based medical assistant,” in *2019 Fifth International Conference on Science Technology Engineering and Mathematics (ICONSTEM)*, vol. 1, Mar. 2019, pp. 162–168.
- [156] E. I. Agustin, R. T. Yunardi, and A. A. Firdaus, “Voice recognition system for controlling electrical appliances in smart hospital room,” *TELKOMNIKA (Telecommunication Computing Electronics and Control)*, vol. 17, no. 2, pp. 965–972, Apr. 2019.
- [157] A. Ismail, S. Abdlerazek, and I. M. El-Henawy, “Development of smart healthcare system based on speech recognition using support vector machine and dynamic time warping,” *Sustainability*, vol. 12, no. 6, p. 2403, Jan. 2020.
- [158] L. Grasse, S. J. Boutros, and M. S. Tata, “Speech interaction to control a hands-free delivery robot for high-risk health care scenarios,” *Frontiers in Robotics and AI*, vol. 8, p. 40, 2021.
- [159] J. Holland, L. Kingston, C. McCarthy, E. Armstrong, P. O’Dwyer, F. Merz, and M. McConnell, “Service robots in the healthcare sector,” *Robotics*, vol. 10, no. 1, p. 47, Mar. 2021.
- [160] C. M. Lineback, R. Garg, E. Oh, A. M. Naidech, J. L. Holl, and S. Prabhakaran, “Prediction of 30-day readmission after stroke using machine learning and natural language processing,” *Frontiers in Neurology*, vol. 12, p. 1069, 2021.
- [161] A. Rajkomar, E. Oren, K. Chen, A. M. Dai, N. Hajaj, M. Hardt, P. J. Liu, X. Liu, J. Marcus, M. Sun, P. Sundberg, H. Yee, K. Zhang, Y. Zhang, G. Flores, G. E. Duggan, J. Irvine, Q. Le, K. Litsch, A. Mossin, J. Tansuwan, D. Wang, J. Wexler, J. Wilson, D. Ludwig, S. L. Volchenboum, K. Chou, M. Pearson, S. Madabushi, N. H. Shah, A. J. Butte, M. D. Howell, C. Cui, G. S. Corrado, and J. Dean, “Scalable and accurate deep learning with electronic health records,” *npj Digital Medicine*, vol. 1, no. 1, p. 18, Dec. 2018.
- [162] A. Rumshisky, M. Ghassemi, T. Naumann, P. Szolovits, V. M. Castro, T. H. McCoy, and R. H. Perlis, “Predicting early psychiatric readmission with natural language processing of narrative discharge summaries,” *Translational Psychiatry*, vol. 6, no. 10, p. e921, Oct. 2016.
- [163] O. Alfarghaly, R. Khaled, A. Elkorany, M. Helal, and A. Fahmy, “Automated radiology report generation using conditioned transformers,” *Informatics in Medicine Unlocked*, vol. 24, p. 100557, Jan. 2021.
- [164] B. Chintagunta, N. Katariya, X. Amatriain, and A. Kannan, “Medically aware GPT-3 as a data generator for medical dialogue summarization,” in *Proceedings of the Second Workshop on Natural Language Processing for Medical Conversations*. Online: Association for Computational Linguistics, Jun. 2021, pp. 66–76.
- [165] A. M. Ibrahim, “Ontology-driven information retrieval for healthcare information system : A case study,” *International Journal of Network Security & Its Applications*, vol. 5, no. 1, pp. 61–69, Jan. 2013.
- [166] M. Khanbhai, P. Anyadi, J. Symons, K. Flott, A. Darzi, and E. Mayer, “Applying natural language processing and machine learning techniques to patient experience feedback: A systematic review,” *BMJ Health & Care Informatics*, vol. 28, no. 1, p. e100262, Mar. 2021.
- [167] K. Nawab, G. Ramsey, and R. Schreiber, “Natural language processing to extract meaningful information from patient experience feedback,” *Applied Clinical Informatics*, vol. 11, no. 2, pp. 242–252, Mar. 2020.
- [168] K. Doing-Harris, D. L. Mowery, C. Daniels, W. W. Chapman, and M. Conway, “Understanding patient satisfaction with received healthcare services: A natural language processing approach,” *AMIA Annual Symposium Proceedings*, vol. 2016, pp. 524–533, Feb. 2017.
- [169] D. Rodger, A. Skuse, M. Wilmore, S. Humphreys, J. Dalton, M. Flabouris, V. L. Clifton, D. Rodger, A. Skuse, M. Wilmore, S. Humphreys, J. Dalton, M. Flabouris, and V. L. Clifton, “Pregnant women’s use of information and communications technologies to access pregnancy-related health information in South Australia,” *Australian Journal of Primary Health*, vol. 19, no. 4, pp. 308–312, Dec. 2013.
- [170] B. Zhou, K. Wu, P. Lv, J. Wang, G. Chen, B. Ji, and S. Liu, “A new remote health-care system based on moving robot intended for the elderly at home,” *Journal of Healthcare Engineering*, vol. 2018, p. 4949863, Feb. 2018.
- [171] P. J. Rani, J. Bakthakumar, B. P. Kumaar, U. P. Kumaar, and S. Kumar, “Voice controlled home automation system using natural language processing (NLP) and internet of things (IoT),” in *2017 Third International Conference on Science Technology Engineering Management (ICONSTEM)*, Mar. 2017, pp. 368–373.
- [172] A. Tapus, M. J. Mataric, and B. Scassellati, “Socially assistive robotics,” *IEEE Robotics Automation Magazine*, vol. 14, no. 1, pp. 35–42, Mar. 2007.
- [173] N. Mavridis, “A review of verbal and non-verbal human–robot interactive communication,” *Robotics and Autonomous Systems*, vol. 63, pp. 22–35, Jan. 2015.
- [174] J. R. Green, R. L. MacDonald, P.-P. Jiang, J. Cattiau, R. Heywood, R. Cave, K. Seaver, M. A. Ladewig, J. Tobin, M. P. Brenner, P. C. Nelson, and K. Tomanek, “Automatic speech recognition of disordered speech: Personalized models outperforming human listeners on short phrases,” in *Interspeech 2021*. ISCA, Aug. 2021, pp. 4778–4782.
- [175] K. Hux, K. Knollman-Porter, J. Brown, and S. E. Wallace, “Comprehension of synthetic speech and digitized natural speech by adults with aphasia,” *Journal of Communication Disorders*, vol. 69, pp. 15–26, Sep. 2017.
- [176] K. Hux, J. A. Brown, S. Wallace, K. Knollman-Porter, A. Saylor, and E. Lapp, “Effect of text-to-speech rate on reading comprehension by adults with aphasia,” *American Journal of Speech-Language Pathology*, vol. 29, no. 1, pp. 168–184, Jul. 2020.
- [177] S. Cassidy, B. Stenger, L. Van Dongen, K. Yanagisawa, R. Anderson, V. Wan, S. Baron-Cohen, and R. Cipolla, “Expressive visual text-to-speech as an assistive technology for individuals with autism spectrum conditions,” *Computer Vision and Image Understanding*, vol. 148, pp. 193–200, Jul. 2016.
- [178] B. Repova, M. Zabrodsky, J. Plzak, D. Kalfert, J. Matousek, and J. Betka, “Text-to-speech synthesis as an alternative communication means after total laryngectomy,” *Biomedical Papers of the Medical Faculty of the University Palacky, Olomouc, Czechoslovakia*, Apr. 2020.
- [179] F. C. Lyall, P. J. Clamp, and D. Hajiioff, “Smartphone speech-to-text applications for communication with profoundly deaf patients,” *The Journal of Laryngology and Otology*, vol. 130, no. 1, pp. 104–106, Jan. 2016.
- [180] S. Nittrouer, L. M. Krieg, and J. H. Lowenstein, “Speech recognition in noise by children with and without dyslexia: How is it related to reading?” *Research in developmental disabilities*, vol. 77, pp. 98–113, Jun. 2018.
- [181] D. Riaño, M. Peleg, and A. ten Teije, “Ten years of knowledge representation for health care (2009–2018): Topics, trends, and challenges,” *Artificial Intelligence in Medicine*, vol. 100, p. 101713, Sep. 2019.
- [182] Q. Bao, L. Ni, and J. Liu, “HHH: An online medical chatbot system based on knowledge graph and hierarchical bi-directional attention,” *Proceedings of the Australasian Computer Science Week Multiconference*, pp. 1–10, Feb. 2020.
- [183] W. Xie, R. Ding, J. Yan, and Y. Qu, “A mobile-based question-answering and early warning system for assisting diabetes management,” *Wireless Communications and Mobile Computing*, vol. 2018, p. e9163160, Jun. 2018.
- [184] P. Peters, Y. Qian, and J. Ding, “Translating medical terminology and bilingual terminography,” *Lexicography: Journal of ASIALEX*, vol. 3, no. 2, pp. 99–113, 2016.
- [185] A. Renato, J. Castaño, M. d. P. A. Williams, H. Berinsky, M. L. Gambarte, H. Park, D. Pérez-Rey, C. Otero, and D. Luna, “A machine translation approach for medical terms,” in *HEALTHINF*, 2018.
- [186] J. Leo, G. Kurdi, N. Matentzoglou, B. Parsia, U. Sattler, S. Forge, G. Donato, and W. Dowling, “Ontology-based generation of medical, multi-term MCQs,” *International Journal of Artificial Intelligence in Education*, vol. 29, no. 2, pp. 145–188, May 2019.
- [187] NHS, “Nhs population screening explained,” *nhs population screening explained*, Feb 2013. [Online]. Available: <https://www.gov.uk/guidance/nhs-population-screening-explained>
- [188] P. M. G. M. Newton-DameRemle, T. E. P. E. M. H. and G. N., “The state of population health surveillance using electronic health records: A narrative review,” *Population Health Management*, Jun. 2015.
- [189] D. Georgiou, A. MacFarlane, and T. Russell-Rose, “Extracting sentiment from healthcare survey data: An evaluation of sentiment analysis tools,” in *2015 Science and Information Conference (SAI)*, Jul. 2015, pp. 352–361.
- [190] H. Öztürk, A. Özgür, P. Schwaller, T. Laino, and E. Ozkirimli, “Exploring chemical space using natural language processing methodologies for drug discovery,” *Drug Discovery Today*, vol. 25, no. 4, pp. 689–705, Apr. 2020.
- [191] F. Lake, “Artificial intelligence in drug discovery: What is new, and what is next?” *Future Drug Discovery*, vol. 1, no. 2, p. FDD19, Oct. 2019.
- [192] T.-H. Pham, Y. Qiu, J. Zeng, L. Xie, and P. Zhang, “A deep learning framework for high-throughput mechanism-driven phenotype com-

- ound screening and its application to COVID-19 drug repurposing,” *Nature Machine Intelligence*, vol. 3, no. 3, pp. 247–257, Mar. 2021.
- [193] J. Schwartz, M. Awale, and J.-L. Reymond, “SMIfp (SMILES fingerprint) chemical space for virtual screening and visualization of large databases of organic molecules,” *Journal of Chemical Information and Modeling*, vol. 53, no. 8, pp. 1979–1989, Aug. 2013.
- [194] F. Zhang, B. Sun, X. Diao, W. Zhao, and T. Shu, “Prediction of adverse drug reactions based on knowledge graph embedding,” *BMC Medical Informatics and Decision Making*, vol. 21, no. 1, p. 38, Feb. 2021.
- [195] K. Bouhedjar, A. Boukelia, A. K. Nacereddine, A. Boucheham, A. Belaidi, and A. Djerourou, “A natural language processing approach based on embedding deep learning from heterogeneous compounds for quantitative structure–activity relationship modeling,” *Chemical Biology & Drug Design*, vol. 96, no. 3, pp. 961–972, 2020.
- [196] W. Jeon and D. Kim, “FP2VEC: A new molecular featurizer for learning molecular properties,” *Bioinformatics*, vol. 35, no. 23, pp. 4979–4985, Dec. 2019.
- [197] L. Chen, Y. Gu, X. Ji, C. Lou, Z. Sun, H. Li, Y. Gao, and Y. Huang, “Clinical trial cohort selection based on multi-level rule-based natural language processing system,” *Journal of the American Medical Informatics Association : JAMIA*, vol. 26, no. 11, pp. 1218–1226, Jul. 2019.
- [198] S. Harrer, P. Shah, B. Antony, and J. Hu, “Artificial intelligence for clinical trial design,” *Trends in Pharmacological Sciences*, vol. 40, no. 8, pp. 577–591, Aug. 2019.
- [199] H. Tissot, F. Asselbergs, A. Shah, D. Brealey, S. Harris, R. Agbakoba, A. Folarin, L. Romao, L. Roguski, and R. Dobson, “Natural language processing for mimicking clinical trial recruitment in critical care: A semi-automated simulation based on the LeoPARDS trial,” *IEEE Journal of Biomedical and Health Informatics*, vol. PP, pp. 1–1, Mar. 2020.
- [200] X. Chen, H. Xie, G. Cheng, L. K. M. Poon, M. Leng, and F. L. Wang, “Trends and features of the applications of natural language processing techniques for clinical trials text analysis,” *Applied Sciences*, vol. 10, no. 6, p. 2157, Jan. 2020.
- [201] C. L. Ventola, “Big data and pharmacovigilance: Data mining for adverse drug events and interactions,” *Pharmacy and Therapeutics*, vol. 43, no. 6, pp. 340–351, Jun. 2018.
- [202] X. Wang, G. Hripscak, M. Markatou, and C. Friedman, “Active computerized pharmacovigilance using natural language processing, statistics, and electronic health records: A feasibility study,” *Journal of the American Medical Informatics Association : JAMIA*, vol. 16, no. 3, pp. 328–337, 2009.
- [203] F. Liu, A. Jagannatha, and H. Yu, “Towards drug safety surveillance and pharmacovigilance: Current progress in detecting medication and adverse drug events from electronic health records,” *Drug Safety*, vol. 42, no. 1, pp. 95–97, Jan. 2019.
- [204] B. Zhou, G. Yang, Z. Shi, and S. Ma, “Interpretable Temporal Attention Network for COVID-19 forecasting,” *Applied Soft Computing*, vol. 120, p. 108691, May 2022.
- [205] N. Zheng, S. Du, J. Wang, H. Zhang, W. Cui, Z. Kang, T. Yang, B. Lou, Y. Chi, H. Long, M. Ma, Q. Yuan, S. Zhang, D. Zhang, F. Ye, and J. Xin, “Predicting COVID-19 in china using hybrid AI model,” *IEEE Transactions on Cybernetics*, vol. 50, no. 7, pp. 2891–2904, Jul. 2020.
- [206] Q. Chen, R. Leaman, A. Allot, L. Luo, C.-H. Wei, S. Yan, and Z. Lu, “Artificial intelligence in action: Addressing the COVID-19 pandemic with natural language processing,” *Annual Review of Biomedical Data Science*, vol. 4, no. 1, pp. 313–339, 2021.
- [207] A. Chapman, K. Peterson, A. Turano, T. Box, K. Wallace, and M. Jones, “A natural language processing system for national COVID-19 surveillance in the US department of veterans affairs,” in *Proceedings of the 1st Workshop on NLP for COVID-19 at ACL 2020*. Online: Association for Computational Linguistics, 2020.
- [208] R. C. Cury, I. Megyeri, T. Lindsey, R. Macedo, J. Batlle, S. Kim, B. Baker, R. Harris, and R. H. Clark, “Natural language processing and machine learning for detection of respiratory illness by chest CT imaging and tracking of COVID-19 pandemic in the united states,” *Radiology: Cardiothoracic Imaging*, vol. 3, no. 1, p. e200596, Feb. 2021.
- [209] D. DeCaprio, J. Gartner, C. J. McCall, T. Burgess, K. Garcia, S. Kothari, and S. Sayed, “Building a COVID-19 vulnerability index,” *Journal of Medical Artificial Intelligence*, vol. 3, no. 0, Dec. 2020.
- [210] S. M. Meystre, P. M. Heider, Y. Kim, M. Davis, J. Obeid, J. Madory, and A. V. Alekseyenko, “Natural language processing enabling COVID-19 predictive analytics to support data-driven patient advising and pooled testing,” *Journal of the American Medical Informatics Association: JAMIA*, vol. 29, no. 1, pp. 12–21, Dec. 2021.
- [211] L. Wang, L. Jiang, D. Pan, Q. Wang, Z. Yin, Z. Kang, H. Tian, X. Geng, J. Shao, W. Pan, J. Yin, L. Fang, Y. Wang, W. Zhang, Z. Li, J. Zheng, W. Hu, Y. Pan, D. Yu, S. Guo, W. Lu, Q. Li, Y. Zhou, and H. Xu, “Novel approach by natural language processing for COVID-19 knowledge discovery,” *Biomedical Journal*, Apr. 2022.
- [212] A. Keshavarzi Arshadi, J. Webb, M. Salem, E. Cruz, S. Calad-Thomson, N. Ghadirian, J. Collins, E. Diez-Cecilia, B. Kelly, H. Goodarzi, and J. S. Yuan, “Artificial Intelligence for COVID-19 Drug Discovery and Vaccine Development,” *Frontiers in Artificial Intelligence*, vol. 3, 2020.
- [213] Z. Liu, R. A. Roberts, M. Lal-Nag, X. Chen, R. Huang, and W. Tong, “AI-based language models powering drug discovery and development,” *Drug Discovery Today*, vol. 26, no. 11, pp. 2593–2607, Nov. 2021.
- [214] WHO, “10 global health issues to track in 2021,” <https://www.who.int/news-room/spotlight/10-global-health-issues-to-track-in-2021>, 2020.
- [215] H.-J. Dai, C.-H. Su, Y.-Q. Lee, Y.-C. Zhang, C.-K. Wang, C.-J. Kuo, and C.-S. Wu, “Deep learning-based natural language processing for screening psychiatric patients,” *Frontiers in Psychiatry*, vol. 11, 2021.
- [216] D. D. DeSouza, J. Robin, M. Gumus, and A. Yeung, “Natural language processing as an emerging tool to detect late-life depression,” *Frontiers in Psychiatry*, vol. 12, 2021.
- [217] R. G. Jackson, R. Patel, N. Jayatilleke, A. Kolliakou, M. Ball, G. Gorrell, A. Roberts, R. J. Dobson, and R. Stewart, “Natural language processing to extract symptoms of severe mental illness from clinical text: The clinical record interactive search comprehensive data extraction (CRIS-CODE) project,” *BMJ Open*, vol. 7, no. 1, p. e012012, Jan. 2017.
- [218] J. Cohen, J. Wright-Berryman, L. Rohlf, D. Trocinski, L. Daniel, and T. W. Klatt, “Integration and validation of a natural language processing machine learning suicide risk prediction model based on open-ended interview language in the emergency department,” *Frontiers in Digital Health*, vol. 4, 2022.
- [219] D. Harvey, F. Lobban, P. Rayson, A. Warner, and S. Jones, “Natural language processing methods and bipolar disorder: Scoping review,” *JMIR Mental Health*, vol. 9, no. 4, p. e35928, Apr. 2022.
- [220] T. Zhang, A. M. Schoene, S. Ji, and S. Ananiadou, “Natural language processing applied to mental illness detection: A narrative review,” *npj Digital Medicine*, vol. 5, no. 1, pp. 1–13, Apr. 2022.
- [221] G. Bedi, F. Carrillo, G. A. Cecchi, D. F. Slezak, M. Sigman, N. B. Mota, S. Ribeiro, D. C. Javitt, M. Copelli, and C. M. Corcoran, “Automated analysis of free speech predicts psychosis onset in high-risk youths,” *npj Schizophrenia*, vol. 1, no. 1, pp. 1–7, Aug. 2015.
- [222] R. A. Calvo, D. N. Milne, M. S. Hussain, and H. Christensen, “Natural language processing in mental health applications using non-clinical texts†,” *Natural Language Engineering*, vol. 23, no. 5, pp. 649–685, Sep. 2017.
- [223] T. Althoff, K. Clark, and J. Leskovec, “Large-scale analysis of counseling conversations: An application of natural language processing to mental health,” *Transactions of the Association for Computational Linguistics*, vol. 4, pp. 463–476, 2016.
- [224] V. Chattaraman, W.-S. Kwon, J. E. Gilbert, and K. Ross, “Should AI-Based, conversational digital assistants employ social- or task-oriented interaction style? A task-competency and reciprocity perspective for older adults,” *Computers in Human Behavior*, vol. 90, pp. 315–330, Jan. 2019.
- [225] A. Amin-Nejad, J. Ive, and S. Velupillai, “Exploring transformer text generation for medical dataset augmentation,” in *Proceedings of the 12th Language Resources and Evaluation Conference*. Marseille, France: European Language Resources Association, May 2020, pp. 4699–4708.
- [226] J. Ive, N. Viani, J. Kam, L. Yin, S. Verma, S. Puntis, R. N. Cardinal, A. Roberts, R. Stewart, and S. Velupillai, “Generation and evaluation of artificial mental health records for natural language processing,” *npj Digital Medicine*, vol. 3, no. 1, pp. 1–9, May 2020.
- [227] X. Soto, O. Perez-de-Viñaspre, G. Labaka, and M. Oronoz, “Neural machine translation of clinical texts between long distance languages,” *Journal of the American Medical Informatics Association*, vol. 26, no. 12, pp. 1478–1487, Dec. 2019.
- [228] K. Wolk and K. Marasek, “Neural-based machine translation for medical text domain. based on european medicines agency leaflet texts,” *Procedia Computer Science*, vol. 64, pp. 2–9, Jan. 2015.
- [229] K. Wolk and K. P. Marasek, “Translation of medical texts using neural networks,” *International Journal of Reliable and Quality E-Healthcare (IJRQEHE)*, vol. 5, no. 4, pp. 51–66, 2016.




Communications.

Binggui Zhou received the B.Eng. degree from Jinan University, Zhuhai, China, in 2018, and the M.Sc. degree from the University of Macau, Macao, China, in 2021, respectively. He is currently working toward the Ph.D. degree in Electrical and Computer Engineering with the University of Macau, Macao, China. He also serves as a Research Assistant with the School of Intelligent Systems Science and Engineering, Jinan University, Zhuhai, China. His research interests include Natural Language Processing, Artificial Intelligence, and AI assisted Wireless



Guanghua Yang received his Ph.D. degree in electrical and electronic engineering from the University of Hong Kong, Hong Kong, in 2006. From 2006 to 2013, he served as post-doctoral fellow, research associate at the University of Hong Kong. Since April 2017, he has been with Jinan University, where he is currently a Full Professor in the School of Intelligent Systems Science and Engineering. His research interests are in the general areas of AI and its applications.



hybrid automatic repeat request, non-orthogonal multiple access, machine learning and Internet of Things.

Zheng Shi received his B.S. degree in communication engineering from Anhui Normal University, China, in 2010 and his M.S. degree in communication and information system from Nanjing University of Posts and Telecommunications (NUPT), China, in 2013. He obtained his Ph.D. degree in Electrical and Computer Engineering from University of Macau, Macao, in 2017. He is currently an Associate Professor with the School of Intelligent Systems Science and Engineering, Jinan University, Zhuhai, China. His current research interests include



machine learning, wireless sensing and mmwave communications.

Shaodan Ma received the double Bachelor's degrees in science and economics and the M.Eng. degree in electronic engineering from Nankai University, Tianjin, China, in 1999 and 2002, respectively, and the Ph.D. degree in electrical and electronic engineering from The University of Hong Kong, Hong Kong, in 2006. From 2006 to 2011, she was a post-doctoral fellow at The University of Hong Kong. Since August 2011, she has been with the University of Macau, where she is currently a Professor. Her research interests include array signal processing,