

An $O(k \log n)$ algorithm for prefix based ranked autocomplete

Dhruv Matani

September 2, 2011

Abstract

Many search engines such as Google, Bing & Yahoo! show search suggestions when users enter search phrases on their interfaces. These suggestions are meant to assist the user in finding what she wants quickly and also suggesting common searches that may result in finding information that is more relevant. It also serves the purpose of helping the user if she is not sure of what to search for, but has a vague idea of what it is that she wants. We present an algorithm that takes time proportional to $O(k \log n)$, and $O(n)$ extra space for providing the user with the top k ranked suggestions out of a corpus of n possible suggestions based on the prefix of the query that she has entered so far.

Contents

1	What is prefix based ranked phrase auto-complete?	3
2	Where is phrase auto-complete used?	3
3	What are the problems that phrase auto-complete solves?	3
4	Why does auto-complete need to be fast (responsive)?	3
5	Problem Statement	4
6	Existing approaches	4
6.1	Naive approach	4
6.2	Space intensive approach	4
6.3	Ternary search trees	5
6.4	The TASTIER approach	5
7	Proposed algorithm	6
8	Approximate matching for auto-complete	11
8.1	Using exact prefix-match auto-complete for approximate match auto-complete	11
9	Implementation & Performance Tests	12
10	Conclusion	12

1 What is prefix based ranked phrase auto-complete?

Given a set of n strings, each having a certain *weight*, the problem of finding the set of k heaviest strings each of which have the prefix q is the problem of prefix based ranked phrase auto-complete.

2 Where is phrase auto-complete used?

Many search engines such as Google, Bing & Yahoo! show search suggestions when users enter search phrases on their interfaces. These suggestions are meant to assist the user in finding what she wants quickly and also suggesting common searches that may result in finding information that is more relevant. It also serves the purpose of helping the user if she is not sure of what to search for, but has a vague idea of what it is that she wants.

IMDB uses search suggestions to ensure faster search results since movie titles are mostly unique after the first few characters of typing. Users that find it difficult to type or users on mobile devices with constrained input methods can get to their results much faster because of auto-complete.

3 What are the problems that phrase auto-complete solves?

Many a times, the user can think of many keywords or phrases that can be used to describe the concept or idea that is being searched for. Such descriptions generally use similar meaning words. Users don't know in advance what vocabulary most of the literature or prior work in that field uses. Hence, they have to painstakingly try each combination of keywords till they find what they are looking for.

For example, when a user is searching for *auto complete*, it could actually be referred to by articles online as either *autocomplete*, or *auto suggest*, or *search suggestions*, or *find as you type*. The user would have to try all of them before settling on the one that returns the most relevant results. If most of the alternatives, 3 in this case, have the same prefix, then the user could just start typing, and the system could suggest possible completions as new characters are entered. This greatly reduces the trial & error that the user has to perform. Furthermore, many users aren't even aware of entering different search terms. With a high probability, these users will not find what they are looking for.

4 Why does auto-complete need to be fast (responsive)?

The average typing speed (while composing text) is 19 words per minute[9]. The average word length in the English language is about 9 characters[8]. Combining

the two, we notice that the average time for typing a single character is $351ms$. Accounting for a network round-trip time of $200ms$ [7, 5], and client processing time of $100ms$, we have only about $50ms$ left to do the processing at our end. The auto complete application needs to return a list of suggestions within $50ms$ for it to be useful to the user. It needs to do this for potentially every keystroke typed in by the user (there are optimizations we can do at the user interface layer, but we won't discuss them here).

5 Problem Statement

Given a list of n phrases, along with a weight for each phrase and a query prefix q , determine the k heaviest phrases that have q as their prefix. We assume the average phrase length to be constant and shall not account for it in the complexity calculations.

6 Existing approaches

We discuss three existing approaches used by various applications to provide search suggestion for a *find as you type* experience on their web pages.

6.1 Naive approach

The naive approach involves pre-processing the input (n phrases) by sorting them in lexicographical order. Binary Search is then used to locate the beginning and end of the candidate list of phrases. Each phrase in this candidate list cl has q as its prefix.

Now, all the terms in the candidate list cl are sorted in non-increasing order by weight and the top k are selected for projection.

This requires $O(\log n)$ for the binary search and $O(cl \log cl)$ for sorting the candidate list. This approach also requires extra space proportional to $O(cl)$ for storing the candidate list cl before sorting. The total complexity of this approach is $O(\log n) + O(cl \log cl)$.

We can see that if the query prefix q is short or matches many phrases, then the candidate list cl will be large and the latter factor will dominate the complexity. We ideally want an algorithm that is not input-sensitive.

A slight variation on the above technique would be to notice that k is generally quite small (around 16), so fetching the top 16 candidates from the candidate list of size cl will cost only $O(k.cl)$ which is faster than what we have before. This brings our runtime down to $O(\log n) + O(k.cl)$. However, it is still input-sensitive and that is undesirable.

6.2 Space intensive approach

We could maintain a lexicographically sorted list of all possible phrase prefixes, with all the entries with the same prefix sorted by weight. This implies sorting

by two keys, namely *prefix*, *weight*. A lookup is as simple as performing a binary search to locate the first occurrence of the query q and reading off the next k entries, as long as they have the same value as the query q , since they are already sorted by weight.

This technique uses extra space that is proportional to $O(\text{string length})$ for each phrase in the initial set of n phrases. This means that extra space to the order of $O(n \cdot \text{string length}/2)$, which roughly translates to $15n$ in our case, is needed. We can not ignore the constant factor here since it is very significant. For an initial corpus of $5GB$ (17 million phrases of length 30 characters each), we would land up using extra space proportional to $75GB$ in our case.

The runtime complexity for the pre-processing step is $O(15n)$ and the runtime complexity for querying is $O(k \log n)$.

This approach is attractive for small data sets, but starts getting very costly in terms of memory requirements for larger data sets.

This approach is used by the *redis* data structure store for providing auto-complete facilities[2].

6.3 Ternary search trees

We can optimize the previous approach for space by using a *trie* data structure instead of duplicating each prefix of a phrase every time we encounter it. This gives rise to the *ternary tree* data structure. We need to decide in advance what the maximum value of k is that we would like to support since this method involves pre-computing a list of the k heaviest completions for a given prefix and storing them at that node. Since the actual completions can be stored elsewhere, we incur a penalty for storing k pointers to phrases at every ternary tree node, and not a penalty for the k complete phrases. We also incur a penalty for unused trie-nodes at every step (in the implementation that trades space for speed).

We can compute the extra space required by assuming that we would need an average of 10 pointers (and not 16) at every ternary tree node. Since the ternary tree structure is highly input dependent, we can't really perform an estimation here. We abandon this approach since it is highly input dependant and can degenerate to requiring a lot of space.

6.4 The TASTIER approach

Researchers from Tsinghua University and The University of California, Irvine have implemented a system for predicting user input and performing an auto-complete based on partial input from the user[4]. Their technique differs from other (and the one presented here) in that it treats the query as a set of keywords, and support prediction of any combination of keywords that may not be close to each other in the data. Other techniques (and the one presented here) do prediction using sequential data to construct their model, therefore they can only predict a word or phrase that matches sequentially with underlying data (e.g., phrases or sentences).

However, their technique relies on:

- Maintaining the previous result set for a past query from the user. This increases memory costs on the server and leads to increased memory pressure when serving many concurrent users
- Performing a union of potentially many candidate lists (which is time consuming)

On a corpus of 1 million entries, their system is able to answer 1 query per 20 ms. The result set size here is 10. This means that their system can handle at best 50 qps, which is too low for search-engine traffic.

7 Proposed algorithm

We present an algorithm that takes time proportional to $O(k \log n)$, and $O(n)$ extra space for providing the user with the top k ranked suggestions out of a corpus of n possible suggestions based on the prefix of the query that she has entered so far.

This algorithm requires us to maintain the set of phrases in a sorted array (Figure 1) so that we can *binary search* over it using our query prefix q .




Figure 1: The sorted array of all completion phrases

We additionally also maintain a *Segment Tree*[6] (Figure 2) (which is nothing but an *Interval Tree*) that stores the maximum weight of the interval at every node. In the referenced figure, each leaf node shows the word that the node represents, though the word is actually not stored at that node. Instead, the number in parenthesis is stored in the node, and it denotes the weight of the phrase that the node is associated with. Each internal node shows a range (in square brackets) denoting the lower and upper indexes (both inclusive) in the sorted word array that this internal node represents. Each internal node stores the maximum weight of the nodes in the range. This weight is shown in parenthesis in the diagram.

While querying, we maintain an ephemeral max-heap (or max-priority queue) of ranges that contain the maximum weighted candidate phrases. The nodes of this max-heap are keyed by the maximum weight of phrases stored by the range of indexes that the node represents. For example, if the node represents range $[0-20]$ and its key is 45, it means that the *heaviest* phrase in the range $[0-20]$ has a weight of 45. We always start by entering a single element representing the entire range of interest into the max-heap and then splitting the range containing the heaviest phrase at every step.

For the example shown in Figure 3, we show the first step in the series of operations performed on the *Segment Tree* while searching for the top 4 phrases

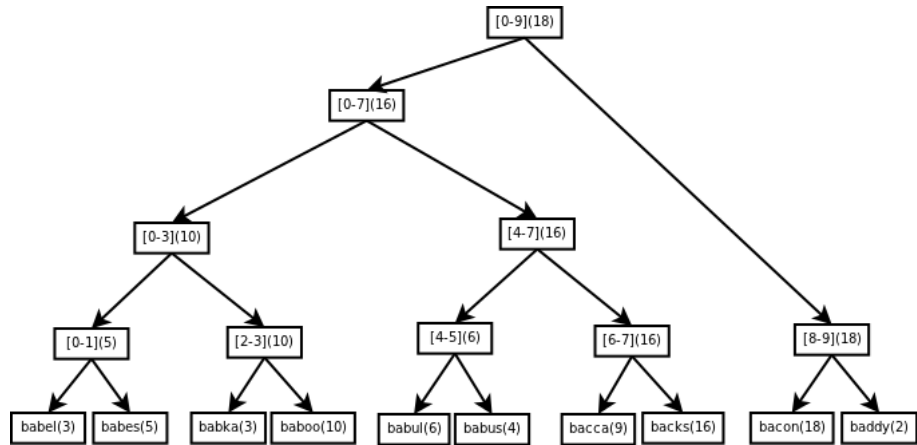


Figure 2: The Segment Tree keyed by phrase frequency, shown in parenthesis after each word. The internal nodes are of the format [range](maximum key in subtree)

that begin with the string b in the set shown in Figure 1. The search starts by inserting the entire range of indices that contain the candidate words ([0-9] in this case) into the max-heap. The top of the max-heap is then popped and the index of the highest phrase in that range is selected. We see that the word *bacon* with the weight 18 is selected and a split at the index 8 gives rise to 2 ranges, [0-7] & [9-9]. These are inserted into the max-heap and the procedure is repeated. Figures 4, 5, & 6 show the action of the algorithm on the sample data set.

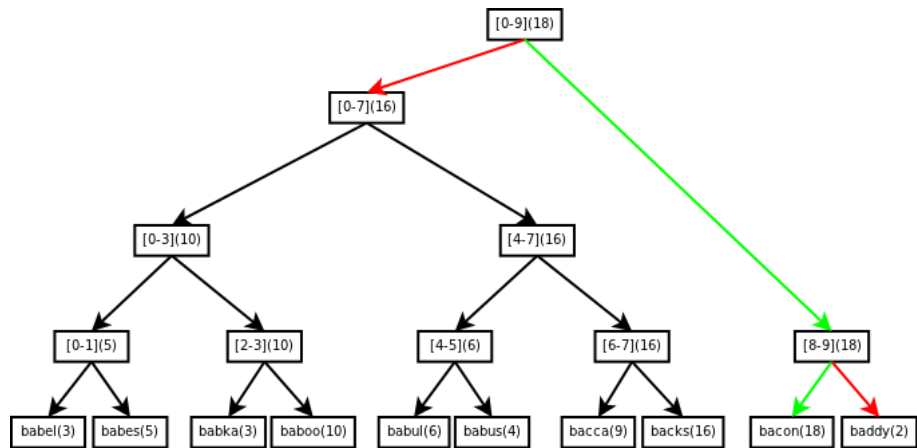


Figure 3: Search for the maximum weighted phrase in the range [0-9]. The green arrows show the paths taken and the red arrows show the paths not taken

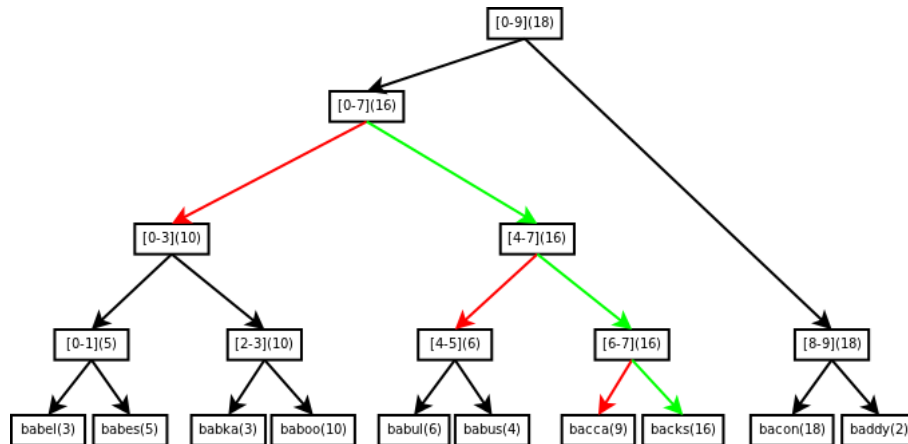


Figure 4: Search for the maximum weighted phrase in the range [0–7]. The green arrows show the paths taken and the red arrows show the paths not taken

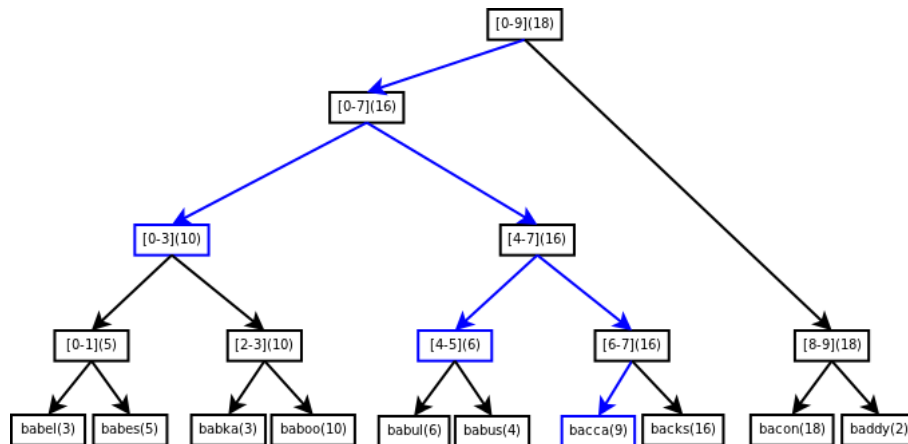


Figure 5: Search for the maximum weighted phrase in the range [0–6]. The blue arrows show the paths and branches taken. With the help of the blue arrows, we are able to trace the complete path of the query to the leaf nodes. The blue boxes indicate the nodes where the query for the maximum weighted node will be restarted.

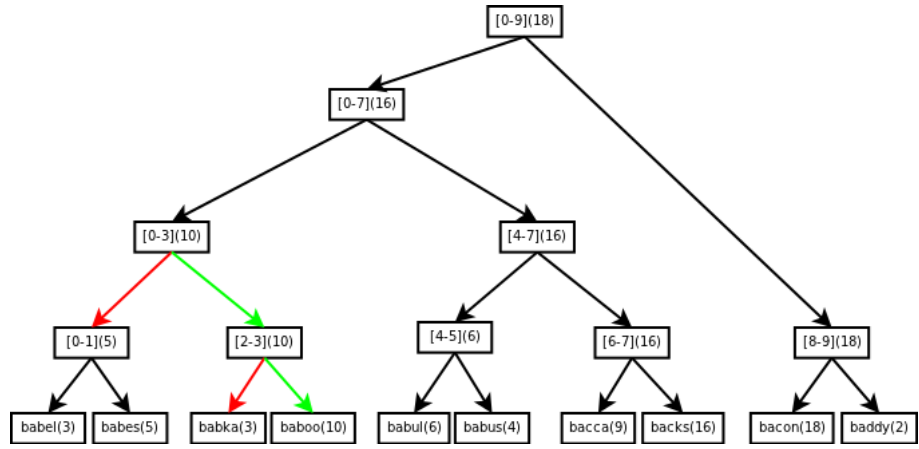


Figure 6: Search for the maximum weighted phrase in the range $[0-3]$. The green arrows show the paths taken and the red arrows show the paths not taken.

Figure 7 shows the contents of the max-heap at every step of the process of extracting the top 4 phrases having the prefix *b*. The left column indicates the state of the priority queue (a max heap) at every stage and the right column indicates the output produced (phrase) at every stage along with the index and weight (score) of that phrase. The output is generated in non-increasing order of weight.

	Priority Queue	Output
Step-1:	[0-9](18)	bacon (index: 8, score: 18)
Step-2:	[0-7](16) [9-9](2)	backs (index: 7, score: 16)
Step-3:	[0-6](10) [9-9](2)	bamboo (index: 4, score: 10)
Step-4:	[4-6](9) [0-2](5) [9-9](2)	bacca (index: 6, score: 9)
Step-5:	[4-5](6) [0-2](5) [9-9](2)	

Figure 7:

8 Approximate matching for auto-complete

Researchers from Tsinghua University and The University of California, Irvine have implemented a system for performing a *fuzzy keyword match* between the user input and the indexed corpus[3]. Their technique relies on creating multiple keyword candidate lists per keyword entered and intersecting them to produce the output. They optimize this process by maintaining cached result sets for previous input by the same user so that they can just trim these lists when a new character is added.

On a data set with 1 million entries, their technique takes up to *5ms* for finding up to 10 results having prefixes of length 3 (3 characters in length). This case is sure to be hit because users start off by typing at least 2 – 3 characters of their query before hoping for relevant suggestions. In the worst case, this system can handle a load of 200 qps. For longer prefixes (i.e. upwards of 6 characters in length), the query time drops shaply to below *0.1ms*, which enables them to answer about 10,000 qps. The responsiveness of our technique on the other hand is independent of the number of characters entered by the user and depends only on the corpus size. Hence, it's responsiveness is much more predictable, which is desirable in a production environment.

8.1 Using exact prefix-match auto-complete for approximate match auto-complete

If we pre-process the data and queries in some specific manner, we can use the exact-match auto-complete implementation to perform approximate match auto-complete¹. This can be accomplished by performing one or more of the following transformations on the phrases in the corpus as well as the query string. The transformations must be performed in the same order as given below:

- Remove all stop-words such as *a, the, have, has, of, etc ...*
- Remove all punctuation marks, vowels, and white-spaces from the phrase
- (optionally) Convert all consonants to their numeric equivalents according to the transformations mentioned in the *Soundex Algorithm*²
- Collapse all repetitive runs of characters (or numbers) into a single character (or number). e.g. *rttjdddl* becomes *rtjdl*

Now, these transformations are stored as the phrase in the auto-complete index. The original (untransformed) phrase is stored against the transformed phrase so that once the lookup is done, the original phrase may be returned.

¹This need not be an approximate prefix-match auto-complete depending on how we pre-process the data

²US patent 1261167, R. C. Russell, issued 1918-04-02 & US patent 1435663, R. C. Russell, issued 1922-11-14

When we query the auto-complete index, we perform the same transform on the query string and find those strings that share a prefix with the query string.

In practice, we can index phrases at every stage of the transformations and take the union of the result set after querying each index for the corresponding query string.

9 Implementation & Performance Tests

The idea mentioned above has been implemented in an application called *lib-face*³. *lib-face* is written in the C++ programming language and uses the *mongoose* web-server⁴ to serve requests. Once you load the corpus into *lib-face*, you can query the highest weighted phrase that has a certain prefix by sending an HTTP request to it.

Here are the results of a test run on an Amazon EC2 instance:

Operating System	Ubuntu 10.04
Data Set Size (number of entries)	14,000,000
Data Set Size (bytes)	312MiB
Result set size	32
Queries Per Second	6,800
Memory (Resident Size)	1,540MiB

Notes:

1. Not all of the 1,540MiB of resident memory is used since C++'s `std::vector` uses a doubling strategy to grow, which results in half the memory being actually unused.
2. There are CPU and network overheads when running an application on a virtual machine v/s on real hardware. We think it's best to benchmark on a VM rather than real hardware since that seems to be a very common deployment paradigm these days. Comparing with benchmarks running on real-hardware would be unfair
3. All our benchmarks are done assuming a result set size of 32 whereas other groups have assumed a result set size of 10. This will invariably reduce the number of queries per second that we can answer.

10 Conclusion

The *Segment Tree* method we described above is used essentially for performing a *range-max query* over a certain set of phrase weights. There is another

³Available for download at <https://code.google.com/p/lib-face/>

⁴mongoose is an in-process HTTP web-server available for download at <http://code.google.com/p/mongoose/>

method[1] of performing range-max queries which has a runtime cost of $O(1)$ rather than $O(\log n)$ per query. If this method is used, we can reduce the runtime cost of our method further from $O(k \log n)$ to $O(k \log k)$.

If we use a *suffix array* to represent all the phrases in our corpus, we can perform a match of the query with a prefix of *every* suffix of each phrase in the corpus. This makes our searches even more robust without significantly increasing our pre-processing or query time. However, we would now need to store an entry for every starting position of a string in the suffix array in our *RQM* data structure. This would increase the size of the *Segment Tree* to $O(nk)$, where k is the average length of a phrase in our corpus. This will also have an effect on the query time, taking it up to $O(\log nk)$ from $O(\log n)$.

References

- [1] Michael A. Bender and Martin Farach-Colton, *The lca problem revisited*, Springer-Verlag (2000), 88–94.
- [2] Antirez, *Redis autocomplete*, <http://antirez.com/post/autocomplete-with-redis.html>.
- [3] Shengyue Ji, Shengyue Ji, Chen Li, and Jianhua Feng, *Efficient interactive fuzzy keyword search*, ACM (2009).
- [4] Guoliang Li, Shengyue Ji, Chen Li, and Jianhua Feng, *Efficient type-ahead search on relational data: a tastier approach*, SIGMOD (2009).
- [5] W. Naylor and H. Opderbeck, *Rfc619*, 1974, <http://www.faqs.org/rfcs/rfc619.html>.
- [6] *Segment tree*, http://en.wikipedia.org/wiki/Segment_tree.
- [7] Phillipa Sessini and Anirban Mahanti, *Observations on round-trip times of tcp connections*.
- [8] Petr Sojka, *Notes on compound word hyphenation in tex*, TUGboat **16** (1995), no. 3, 290–296.
- [9] *Words per minute*, http://en.wikipedia.org/wiki/Words_per_minute#Alphanumeric_entry.