

# Learning Deep Representation with Energy-Based Self-Expressiveness for Subspace Clustering

Yanming Li, Changsheng Li \*, Shiye Wang, Ye Yuan, Guoren Wang

School of Computer Science and Technology, Beijing Institute of Technology, Beijing, China  
 {lym,lcs,sywang,yuan-ye}@bit.edu.cn, wanggrbit@126.com

## Abstract

Deep subspace clustering has attracted increasing attention in recent years. Almost all the existing works are required to load the whole training data into one batch for learning the self-expressive coefficients in the framework of deep learning. Although these methods achieve promising results, such a learning fashion severely prevents from the usage of deeper neural network architectures (e.g., ResNet), leading to the limited representation abilities of the models. In this paper, we propose a new deep subspace clustering framework, motivated by the energy-based models. In contrast to previous approaches taking the weights of a fully connected layer as the self-expressive coefficients, we propose to learn an energy-based network to obtain the self-expressive coefficients by mini-batch training. By this means, it is no longer necessary to load all data into one batch for learning, and it thus becomes a reality that we can utilize deeper neural network models for subspace clustering. Considering the powerful representation ability of the recently popular self-supervised learning, we attempt to leverage self-supervised representation learning to learn the dictionary. Finally, we propose a joint framework to learn both the self-expressive coefficients and dictionary simultaneously, and train the model in an end-to-end manner. The experiments are performed on three publicly available datasets, and extensive experimental results demonstrate our method can significantly outperform the other related approaches. For instance, on the three datasets, our method can averagely achieve 13.8%, 15.4%, 20.8% improvements in terms of Accuracy, NMI, and ARI over SENet which is proposed very recently and obtains the second best results in the experiments.

## Introduction

Subspace clustering aims to cluster data into different groups, where the samples in each group are drawn from the same subspace (Li et al. 2021). So far, subspace clustering has been widely studied in the machine learning and computer vision communities (Liu, Lin, and Yu 2010; Lu et al. 2012, 2013; Elhamifar and Vidal 2013; Hu et al. 2014; Li, You, and Vidal 2017). A mainstream strategy among these methods is to take advantage of the self-expressiveness property which seeks to express each data point as a linear com-

bination of other data points. The typical works include low-rank representation(LRR) (Liu, Lin, and Yu 2010), sparse subspace clustering(SSC) (Elhamifar and Vidal 2013), block diagonal representation (Lu et al. 2018), stochastic sparse subspace clustering (Chen, Li, and You 2020), etc. However, these methods usually use linear models to minimize the reconstruction error, which often fails in handling the data with nonlinear structures. To address this issue, several kernel-based subspace clustering methods have been proposed (Patel and Vidal 2014; Patel, Van Nguyen, and Vidal 2015). As we know, it is difficult for kernel based methods to find an optimal kernel function in real-world applications.

In recent years, many deep learning based methods have been proposed (Peng et al. 2016, 2018; Ji et al. 2017; Zhang et al. 2018; Peng et al. 2020), because of the powerful representation ability of deep learning. A basic scheme among these methods is to leverage deep learning to map the original input into a latent space, and introduce a self-representative layer realized by a fully connected layer to learn the affinity graph (Ji et al. 2017). Following this line, more works are successively proposed to boost the performance of subspace clustering, including deep adversarial subspace clustering(DASC) (Zhou, Hou, and Feng 2018), latent distribution preserving(DPSC) (Zhou et al. 2019), multi-scale fusion (Dang et al. 2020), dual self-supervised CNN network (Zhang et al. 2019), learning representations for subspace clustering(LRSC) (Li et al. 2021), etc.

Although these deep subspace clustering methods achieve promising performance, they often suffer from the following limitations in real-world applications: Since these deep methods take advantage of a fully connected layer as the self-expressive layer and take the weights of the fully connected layer as the self-expressive coefficients, it is necessary to once load the whole dataset into one batch for the self-expressive matrix learning. This kind of learning strategy severely prevents from the usage of deeper neural network models (e.g., ResNet (He et al. 2016)), which results in the limited representation abilities of both the dictionary and the self-expressive coefficient matrix. (Zhang et al. 2021) proposes a self-expressive network, called SENet, for subspace clustering, which can avoid putting all data into one batch and thus can handle large-scale data. However, SENet takes the original input matrix as the dictionary, and performs data reconstruction in the original input space, limit-

\*Changsheng Li is the corresponding author.

ing the effectiveness of the subspace clustering model.

In this paper, we propose a novel deep subspace clustering framework, inspired by the energy based models (LeCun et al. 2006). Different from previous methods utilizing a fully-connected layer to learn the self-expressive coefficients, we propose an energy based network to reach this goal, where two samples are taken as input to the network, and the output of the network is used to calculate the self-expressive coefficient. In this way, we can avoid once loading all data into one batch for the self-expressive coefficients learning, and thus it enables us to use deeper network models for learning latent representations. Inheriting the advantages from self-supervised learning, we attempt to learn a dictionary in a self-supervised manner, so as to improve the representation ability of the dictionary. Finally, we integrate dictionary learning and self-expressive coefficient learning into a unified framework.

The main contributions of this work can be summarized as follows:

- We propose a new subspace clustering framework based on the energy models, which can be end-to-end trainable. To the best of our knowledge, this is the first work to explore energy based models for subspace clustering.
- We introduce an energy based network for learning the self-expressive coefficient matrix, addressing the issue that deeper neural network models can not be adopted to subspace clustering.
- We propose to learn the dictionary in a self-supervised learning mechanism, and present a joint framework to simultaneously learn the dictionary and self-expressive coefficient matrix.
- Empirical studies on three datasets demonstrate the superiority of our method against other state-of-the-art methods. Specially, our method averagely obtains 13.8%, 15.4% and 20.8% improvements in terms of Accuracy, NMI and ARI on the three datasets over SENet which achieves the second best results in the experiments.

## Related Work

In this section, we will briefly review several related works, including deep subspace clustering, energy-based models and self-supervised learning.

### Deep Subspace Clustering

Many deep subspace clustering methods have been proposed in the past decade (Ji et al. 2017; Zhou, Hou, and Feng 2018; Zhou et al. 2019; Dang et al. 2020). An earlier and prominent work is DSCN proposed in (Ji et al. 2017). DSCN proposes to map data into a latent space by leveraging deep learning, and then introduces a self-expressive layer to learn the self-expressive coefficients. Following this work, DASC (Zhou, Hou, and Feng 2018) utilizes GAN (Goodfellow et al. 2014) to enhance the representation ability of the latent space which is well-suitable for self-expressive coefficient learning. DPSC (Zhou et al. 2019) introduces a distribution consistency loss to preserve the intrinsic cluster structure of data, so as to improve the performance of subspace clustering. SC-MSFSC (Dang et al. 2020) designs a

set of self-expressive layers to handle multi-scale information extracted from different layers, and presents a multi-scale fusion module to obtain a more discriminative self-expressive matrix. Recently, LRSC (Li et al. 2021) leverages meta-learning to transfer knowledge from the external data to improve the representation ability of the model on the target data, such that the performance of subspace clustering can be improved. Because of the introduction of the self-expressive layer, the above methods take the weights of the self-expressive layer as the self-expressive coefficients. Thus, it is required to once load all samples into one batch for training, which limits the usage of deeper neural network models and prevents the models applying large-scale data.

## Energy-based Models

The energy based models (LeCun et al. 2006) (EBMs) aim to capture dependencies between variables by computing a scalar energy value. In the learning stage, the goal of the energy based models is to seek an energy function which generates low energies to desired inputs, but high energies to incorrect ones. Due to its effectiveness, energy based models have been successfully applied to the field of machine learning in recent years (Zhai et al. 2016; Nijkamp et al. 2019; Grathwohl et al. 2020b; Arbel, Zhou, and Gretton 2020). (Zhao, Mathieu, and LeCun 2017) utilizes EBMs to enhance the performance of the generative adversarial networks (Goodfellow et al. 2014). (Pang et al. 2020) builds an energy-based prior model that stands on the top-down generator model to effectively capture regularities of data. (Grathwohl et al. 2020a) designs a classifier from the perspective of EBMs to enhance the abilities of calibration, robustness, and out-of-distribution detection. To the best of our knowledge, there is few work to explore energy based models for deep subspace clustering.

## Self-Supervised Representation Learning

Self-supervised learning is an active research topic for representation learning in recent years (Caron et al. 2020; Grill et al. 2020; Zbontar et al. 2021; He et al. 2020; Chen and He 2021). These methods usually define two augmentations of one sample as one positive sample pair, and attempt to maximize the similarity between them by various criteria. The representative works include MoCo (He et al. 2020), SimSiam (Chen and He 2021), etc. MoCo (He et al. 2020) attempts to build a dynamic dictionary with a queue and a moving-averaged encoder using a contrastive loss, with the purpose of improving the representation abilities of the encoder. SimSiam (Chen and He 2021) learns a visual representation encoder by adopting a stop-gradient operation to prevent collapsing solutions. Because of not involving label information, self-supervised learning possesses huge potential in representation learning.

## Proposed Method

In this section, we will elaborate the details of our method. As shown in Figure 1, our method mainly consists of two modules: a dictionary learning module and a self-expressive

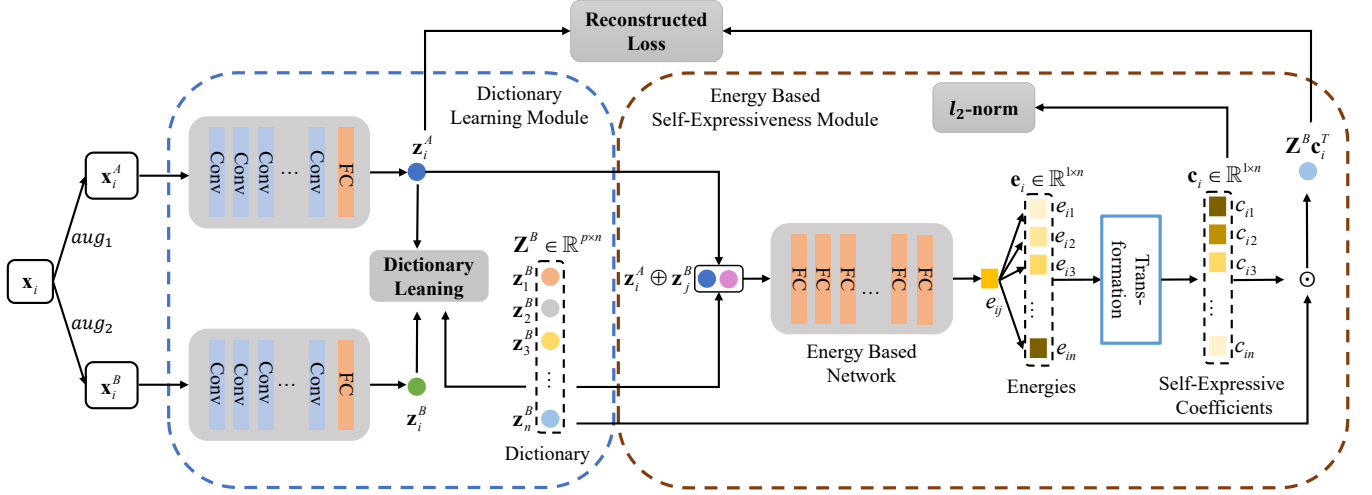


Figure 1: Illustration of the overall architecture. Our method mainly consists of two modules: dictionary learning module and energy based self-expressiveness module. The dictionary learning module is implemented by the Siamese network and aims to learn a dictionary for self-expressiveness in a self-supervised manner with a deeper network architecture. The representation  $\mathbf{Z}^B$  is the learnt dictionary, where  $aug_1, aug_2$  are two different data augmentation operations. The energy based self-expressiveness module aims to learn an energy network to learn the self-expressive coefficients, and enable the whole framework to learn using deeper neural networks. The energy network takes as inputs two samples, and outputs a scalar to measure the dependency between the two samples.  $\oplus$  denotes the concatenation operation. Finally, we approximate the representation  $\mathbf{z}_i^A$  using the dictionary  $\mathbf{Z}^B$  and the learned self-expressive coefficients  $\mathbf{c}_i$  where  $\odot$  is inner-product operation

coefficient learning module based on energy based models. The dictionary learning module aims to learn an effective dictionary, which can be obtained by a very deep neural network in a self-supervised learning manner. The self-expressive coefficient learning module is used to learn the affinity matrix and discover the subspace structures of the data. Different previous deep subspace clustering approaches design the weights of a fully connected layer as the self-expressive coefficients, we realize this goal by devising an energy based network, addressing the issue that deeper neural networks can be adopted to subspace clustering. Before introducing our modules in detail, we first give some preliminaries to better illustrate our method.

### Preliminaries

Let  $\mathbf{X} = [\mathbf{x}_1, \dots, \mathbf{x}_n] \in \mathbb{R}^{d \times n}$  be the input matrix, where  $d$  is the dimensions of the feature, and  $n$  is the number of the sample. For traditional self-expressive based subspace clustering methods, the objective function can be formulated as:

$$\min_{\mathbf{C}, \mathbf{Y}} \|\mathbf{X} - \mathbf{Y}\mathbf{C}\|_F^2 + \lambda \Omega(\mathbf{C}) \quad (1)$$

where  $\lambda$  is a trade-off parameter.  $\mathbf{Y} \in \mathbb{R}^{d \times n}$  is a dictionary which can be learned or pre-defined.  $\mathbf{C} \in \mathbb{R}^{n \times n}$  is the self-expressive coefficient matrix.  $\Omega(\mathbf{C})$  is the regularizer on  $\mathbf{C}$  for discovering the subspace structure. The methods in this line aim to seek a linear projection to reconstruct the inputs, which often fails in handling the non-linear data.

In recent years, many works attempt to leverage deep learning to find a latent subspace, where a self-expressive layer is introduced to learn the self-expressive coefficients.

The representative work is DSCN (Ji et al. 2017), whose objective function is as:

$$\min L = \frac{1}{2} \|\mathbf{X} - \hat{\mathbf{X}}\|_F^2 + \frac{\lambda_1}{2} \|\mathbf{Z} - \mathbf{Z}\mathbf{C}\|_F^2 + \lambda_2 \|\mathbf{C}\|_l^2 \quad (2)$$

s.t.  $\text{diag}(\mathbf{C}) = \mathbf{0}$

where  $\|\cdot\|_F$  is the Frobenius norm of a matrix,  $\|\mathbf{C}\|_l$  denotes a certain matrix norm on  $\mathbf{C}$ .  $\mathbf{Z}$  and  $\hat{\mathbf{X}}$  are the latent representation and the reconstruction of  $\mathbf{X}$ , respectively.

In (2), the self-expressive matrix  $\mathbf{C}$  is realized by a fully connection layer, where the weights of the layer are regarded as the solution. However, such a learning strategy makes it necessary to once load the whole data into one batch for learning, such that the deeper neural network models can not be adopted to subspace clustering, and thus the representation ability of the model is limited.

To address this issue, we propose to learn an energy network to learn the self-expressive coefficient matrix, so as to avoid once putting all data into one batch. In this way, we can learn an effective dictionary in a self-supervised learning strategy using a deeper network architecture, which can significantly improve the performance of subspace clustering. Next, we will introduce them in detail.

### Dictionary Learning Module

Let  $\mathbf{X}^A = [\mathbf{x}_1^A, \dots, \mathbf{x}_n^A] \in \mathbb{R}^{d \times n}$  and  $\mathbf{X}^B = [\mathbf{x}_1^B, \dots, \mathbf{x}_n^B] \in \mathbb{R}^{d \times n}$  be two augmentation matrices of  $\mathbf{X}$  using two different data augmentation strategies. The Siamese network consists of two encoder networks which are denoted by  $f_{\theta_1}(\cdot)$  and  $f_{\theta_2}(\cdot)$ .  $\mathbf{Z}^A = [\mathbf{z}_1^A, \dots, \mathbf{z}_n^A] \in \mathbb{R}^{p \times n}$ ,  $\mathbf{Z}^B = [\mathbf{z}_1^B, \dots, \mathbf{z}_n^B] \in$

---

Algorithm 1: Compute Self-expressive coefficients using Energy based Network

---

**Input:** Representations  $\mathbf{z}_i^A \in \mathbb{R}^{p \times 1}$ , a dictionary  $\mathbf{Z}^B = [\mathbf{z}_1^B, \dots, \mathbf{z}_n^B] \in \mathbb{R}^{p \times n}$ , Energy based network  $E_{\theta_3}$

**Initialization:** initialize an empty collection  $E = \phi$

**for** each  $\mathbf{z}_j^B \in [\mathbf{z}_1^B, \dots, \mathbf{z}_n^B]$

- 1: Compute  $\mathbf{z}_{ij} = \text{concatenate}(\mathbf{z}_i^A, \mathbf{z}_j^B)$  and its dimension is  $2p$
- 2: Compute the energy value  $e_{ij} = E_{\theta_3}(\mathbf{z}_{ij})$ , which is a scalar value.
- 3: Put  $e_{ij}$  into collection  $E$

**end for**

**Output:** self-expressive vector  $\mathbf{c}_i$ , where  $c_{ij} = \frac{e^{-e_{ij}}}{\sum_{k=1}^n e^{-e_{ik}}}$

---

$\mathbb{R}^{p \times n}$  are the latent representations obtained from  $f_{\theta_1}(\mathbf{X}^A)$ ,  $f_{\theta_2}(\mathbf{X}^B)$ , respectively.  $p$  is the dimension of the latent representation.

Recall the existing deep subspace clustering methods, one main goal is to find a latent space which is well-suitable to perform the self-expressive learning. Hence, the key to the success of deep subspace clustering methods is to find an effective dictionary which can better reconstruct the samples.

Considering the powerful representation abilities of self-supervised learning methods, we attempt to leverage self-supervised learning to enhance the representation ability of the dictionary. Different from DSCN directly taking the latent representations itself as the dictionary, we first utilize the Siamese network to obtain the latent representations of two augmentations of one sample, and then take one representation as the basis vector to form the dictionary, i.e.,  $\mathbf{Z}^B$ . And we approximate the representation of the other augmentation using this dictionary. The reconstructed loss can be formulated as:

$$\min \sum_{i=1}^n \|\mathbf{z}_i^A - \mathbf{Z}^B \mathbf{c}_i^T\|_2^2 = \sum_{i=1}^n \|\mathbf{z}_i^A - \sum_{j=1}^n c_{ij} \mathbf{z}_j^B\|_2^2 \quad (3)$$

where  $\mathbf{c}_i = [c_{i1}, \dots, c_{in}] \in \mathbb{R}^{1 \times n}$  is the self-expressive vector for  $\mathbf{z}_i^A$ , and  $c_{ij}$  is a self-expressive coefficient. Considering the fact that  $\mathbf{C}$  often possesses the group effect (Hu et al. 2014), we present another loss function as :

$$\min_{\theta_1, \theta_2} \sum_i \|\mathbf{z}_i^A - \mathbf{Z}^B \mathbf{c}_i^T\|_2^2 + \lambda \Omega(\mathbf{C}) \quad (4)$$

where  $\mathbf{C}$  is the self-expressive coefficient matrix which consists of  $\{\mathbf{c}_i\}_{i=1}^n$ . In order to make the dictionary  $\mathbf{Z}^B$  representative, we can introduce various loss functions used in self-supervised learning to optimize our dictionary. For instance, we can use the contrastive loss in MoCo (He et al. 2020). Thus, we can optimize the following loss function as:

$$\begin{aligned} \min_{\theta} L = & \sum_{i=1}^n \left( -\log \frac{\exp(\mathbf{z}_i^A \cdot \mathbf{z}_i^B / \tau)}{\sum_{j=0}^n \exp(\mathbf{z}_i^A \cdot \mathbf{z}_j^B / \tau)} \right) \\ & + \lambda_1 \|\mathbf{z}_i^A - \mathbf{Z}^B \mathbf{c}_i^T\|_2^2 + \lambda_2 \|\mathbf{c}_i\|_2^2 \\ \text{s.t. } & c_{ii} = 0 \end{aligned} \quad (5)$$

---

Algorithm 2: Train all modules together

---

**Input:** Dataset  $\mathbf{X} = [\mathbf{x}_1, \dots, \mathbf{x}_n] \in \mathbb{R}^{p \times n}$ , number of iterations  $T$ , learning rate  $\eta$ , the Siamese network's parameters  $\theta_1$  and  $\theta_2$

**Initialization:** Energy based network parameters  $\theta_3$ , dictionary  $\mathbf{Z}^B = \phi$ , self-expressive matrix  $\mathbf{C}$  whose size is  $n \times n$ , augmentation method  $\text{aug}_1, \text{aug}_2$

# Initialize the dictionary

**for** each  $i \in \{1, \dots, n\}$

- 1: Sample a data point  $x_i$  from  $\mathbf{X}$
- 2: Compute  $\mathbf{x}_i^A, \mathbf{x}_i^B = \text{aug}_1(\mathbf{x}_i), \text{aug}_2(\mathbf{x}_i)$
- 3: Compute  $\mathbf{z}_i^A, \mathbf{z}_i^B = f_{\theta_1}(\mathbf{x}_i^A), f_{\theta_2}(\mathbf{x}_i^B)$
- 4: Put  $\mathbf{z}_i^B$  into  $\mathbf{Z}^B$

**end for**

# Train all modules

**for** each  $t \in \{1, \dots, T\}$

1: **for** each  $\mathbf{x}_i \in [\mathbf{x}_1, \dots, \mathbf{x}_n]$  **do**

- 2: Compute  $\mathbf{x}_i^A, \mathbf{x}_i^B = \text{aug}_1(\mathbf{x}_i), \text{aug}_2(\mathbf{x}_i)$
- 3: # Forward propagation to compute loss
- 4: Compute  $\mathbf{z}_i^A, \mathbf{z}_i^B = f_{\theta_1}(\mathbf{x}_i^A), f_{\theta_2}(\mathbf{x}_i^B)$
- 5: Compute  $\mathbf{c}_i = E_{\theta_3}(\mathbf{z}_i^A, \mathbf{Z}^B)$  using Algorithm (1).
- 6: Compute  $\hat{\mathbf{z}}_i = \mathbf{Z}^B \cdot \mathbf{c}_i^T$
- 7: Compute loss  $L(\mathbf{z}_i^A, \mathbf{z}_i^B, \hat{\mathbf{z}}_i, \mathbf{c}_i; \theta = [\theta_1, \theta_2, \theta_3])$
- 8: # Backward propagation to compute gradient
- 9: Compute  $d\theta = \frac{\partial L(\mathbf{z}_i^A, \mathbf{z}_i^B, \hat{\mathbf{z}}_i, \mathbf{c}_i; \theta = [\theta_1, \theta_2, \theta_3])}{\partial \theta}$
- 10: Set  $\theta \leftarrow \theta - \eta \cdot d\theta$
- 11: Update  $\mathbf{Z}^B$  where  $\mathbf{Z}^B[i] = \mathbf{z}_i^B$
- 12: Update  $\mathbf{C}$  where  $\mathbf{C}[i] = \mathbf{c}_i$
- 13: **end for**

**end for**

**Output:** Self-expressive matrix  $\mathbf{C}$

---

where  $\tau$  is a temperature hyper-parameter. The first term in (5) is the contrastive loss. Here, we can use other self-supervised loss to take place of it. In the experiment, we also use the loss in SimSiam (Chen and He 2021) to show our method is compatible with these self-supervised losses.

Our objective function in (5) aims to minimize the reconstructed error and control the complexity of self-expressive coefficients using  $\ell_2$ -norm to discover the subspace structure of the data.

## Energy based Self-Expressiveness Module

In this module, we will give the details about how to learn an energy network  $E_{\theta_3}$  to learn the self-expressive coefficient matrix  $\mathbf{C}$  in (5). Firstly, as shown in Figure 2, we utilize the energy based network to measure whether a representation and a basis vector are in a same subspace, i.e.,

$$e_{ij} = E_{\theta_3}(\mathbf{z}_i^A, \mathbf{z}_j^B) \quad (6)$$

where the  $e_{ij}$  is a scalar energy. When they are in the same subspace, the energy value should be smaller, otherwise the opposite. However, since the range of energy values is relatively large, and the physical meaning of energy is contrary to the theory of graph cut (Shi and Malik 2000), we can't

Dataset	Metric	SSC-OMP	ENSC	Cluster-GAN	DSCN-L1	DSCN-L2	DASC	DPSC	LRSC-L1	LRSC-L2	SENet	LDRSC
Fashion-mnist	ACC	0.423	0.519	0.581	0.608	0.585	0.647	0.624	0.652	0.651	0.712	<b>0.863</b>
	NMI	0.508	0.559	0.597	0.640	0.626	0.647	0.645	0.672	0.672	0.685	<b>0.802</b>
	ARI	0.302	0.392	0.446	0.470	0.447	0.483	0.484	0.529	0.527	0.575	<b>0.730</b>
notMNIST	ACC	0.277	0.267	0.510	0.517	0.517	0.514	0.566	0.587	0.608	0.694	<b>0.841</b>
	NMI	0.223	0.226	0.345	0.501	0.504	0.506	0.508	0.517	0.523	0.594	<b>0.780</b>
	ARI	0.076	0.026	0.246	0.413	0.412	0.408	0.415	0.4339	0.467	0.417	<b>0.695</b>
CIFAR-10	ACC	0.326	0.613	-	-	-	-	-	-	-	0.765	<b>0.880</b>
	NMI	0.498	0.601	-	-	-	-	-	-	-	0.655	<b>0.813</b>
	ARI	0.196	0.430	-	-	-	-	-	-	-	0.573	<b>0.763</b>

Table 1: Clustering results on the three datasets in terms of ACC, NMI, and ARI.

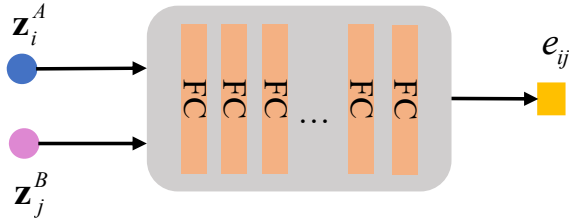


Figure 2: illustration of the Energy based network

directly use them as the self-expressive coefficients. Thus, we transform the energy values to obtain the self-expressive coefficients through the Gibbs distribution:

$$c_{ij} = \frac{e^{-\beta e_{ij}}}{\sum_{k=1}^n e^{-\beta e_{i,k}}} \quad (7)$$

where  $\beta$  is an arbitrary positive constant akin to an inverse temperature. For simplicity, we set  $\beta$  to 1. In Eq. (7), when two samples belong to the same subspace, the value of  $c_{ij}$  will be larger. Therefore,  $c_{ij}$  can be used as the self-expressive coefficient. The key steps are summarized in Algorithm 1.

### Overall Deep Subspace Clustering Framework

We integrate the dictionary learning module and the energy-based self-expressiveness module into a joint framework. Similar to most DSC methods, we train our method with a two-stage strategy: 1) pre-train dictionary learning module leveraging a self-supervised manner; 2) train all modules by minimizing our objective function (5) with the gradient descent method, as shown in Algorithm 2.

After training, the self-expressive coefficient matrix  $\mathbf{C}$  can be obtained. Then, the affinity matrix can be computed by  $\frac{1}{2}(|\mathbf{C}| + |\mathbf{C}|^T)$ . Finally, we apply the spectral clustering algorithm (Shi and Malik 2000) on the affinity matrix to obtain the clustering result.

## EXPERIMENTS

In this section, we perform extensive experiments on three publicly available datasets, in order to evaluate the performance of our proposed approach.

### Dataset

- **Fashion-MNSIT dataset (Xiao, Rasul, and Vollgraf 2017)**: It contains 70,000 grey-scale images of 10 categories of fashion products. To conduct a fair comparison, we use the same data with (Li et al. 2021), i.e., 1,000 images from each class are randomly selected, leading to a total of 10,000 images in our experiment.
- **notMNIST (Bulatov 2011)**: It consists 70,000 grey-scale images of 10 classes with letters A-J taken from different fonts. To compare fairly, we use the same data with (Li et al. 2021), i.e., 1,000 images from each class are randomly selected. Thus, there are totally 10,000 images in our experiment.
- **CIFAR-10 (Krizhevsky, Hinton et al. 2009)**: It contains 60,000 color images in 10 classes, where each image is of size  $32 \times 32$ . We use the whole dataset as a large-scale dataset to evaluate the performance of our method in the experiment.

### Experimental Setting

**Implementation Details.** The backbone of the Siamese network is ResNet-50 (He et al. 2016) and we initialize our energy based network using a MLP with two hidden layers. The data augmentation strategies we used are as follows: a  $32 \times 32$ -pixel crop is taken from a randomly resized image, and then undergoes random color jittering, random horizontal flip, and random gray-scale conversion. There are two important hyper-parameters in our method, i.e.,  $\lambda_1$  and  $\lambda_2$ . They are used to control the contribution of the reconstructed loss and the complexity of the self-expressive coefficients, respectively. Throughout the experiments, we set  $\lambda_2$  to 1, and search  $\lambda_1$  from  $\{5, 10, 15, 20, 25\}$ .

**Metrics and Methods.** To evaluate the clustering performance of our method, we use three widely used evaluation measures, including accuracy (ACC), normalized mutual information (NMI) and adjusted rand index (ARI). To further verify our method, we compare it with several related approaches, including seven deep subspace clustering methods: DSCN-L1 (Ji et al. 2017), DSCN-L2 (Ji et al. 2017), DASC (Zhou, Hou, and Feng 2018), DPSC (Zhou et al. 2019), LRSC-L1 (Li et al. 2021), LRSC-L2 (Li et al. 2021), SENet (Zhang et al. 2021). We also compare with two typical linear subspace clustering methods: SSC-OMP (You,

No.Points	1000			5000			10000		
Metric	ACC	NMI	ARI	ACC	NMI	ARI	ACC	NMI	ARI
SSC-OMP	0.343	0.301	0.148	0.434	0.358	0.223	0.423	0.508	0.302
EnSC	0.566	0.510	0.366	0.526	0.540	0.387	0.519	0.559	0.392
Cluster-GAN	0.558	0.504	0.354	0.582	0.602	0.448	0.581	0.597	0.446
DSCN-L1	0.536	0.594	0.406	0.563	0.558	0.372	0.608	0.640	0.470
DSCN-L2	0.536	0.594	0.406	0.563	0.558	0.372	0.585	0.626	0.447
DASC	0.548	0.573	0.400	0.578	0.598	0.431	0.617	0.647	0.483
DPSC	0.560	0.606	0.426	0.599	0.584	0.425	0.624	0.645	0.484
LRSC-L1	0.588	0.645	0.458	0.631	0.674	0.508	0.652	0.672	0.529
LRSC-L2	0.607	0.627	0.439	0.636	0.682	0.519	0.651	0.672	0.527
SENet	0.719	0.653	0.554	0.734	0.692	0.600	0.712	0.685	0.575
LDRSC	<b>0.984</b>	<b>0.966</b>	<b>0.965</b>	<b>0.898</b>	<b>0.855</b>	<b>0.803</b>	<b>0.863</b>	<b>0.802</b>	<b>0.730</b>

Table 2: Clustering results on the Fashion-MNIST with different numbers of data points.

No.Points	1000			5000			10000		
Metric	ACC	NMI	ARI	ACC	NMI	ARI	ACC	NMI	ARI
SSC-OMP	0.424	0.351	0.226	0.385	0.368	0.204	0.277	0.223	0.075
EnSC	0.481	0.372	0.246	0.431	0.369	0.201	0.267	0.226	0.026
Cluster-GAN	0.475	0.386	0.230	0.461	0.343	0.225	0.510	0.345	0.246
DSCN-L1	0.488	0.440	0.318	0.521	0.188	0.407	0.517	0.501	0.413
DSCN-L2	0.489	0.439	0.316	0.520	0.487	0.406	0.517	0.501	0.412
DASC	0.483	0.441	0.312	0.517	0.500	0.421	0.514	0.506	0.408
DPSC	0.471	0.430	0.303	0.523	0.477	0.403	0.566	0.508	0.415
LRSC-L1	0.574	0.509	0.127	0.612	0.542	0.465	0.587	0.517	0.439
LRSC-L2	0.578	0.512	0.430	0.615	0.544	0.468	0.608	0.523	0.467
SENet	0.614	0.502	0.353	0.640	0.535	0.387	0.694	0.594	0.417
LDRSC	<b>0.969</b>	<b>0.940</b>	<b>0.933</b>	<b>0.883</b>	<b>0.847</b>	<b>0.777</b>	<b>0.841</b>	<b>0.730</b>	<b>0.695</b>

Table 3: Clustering results on the notMNIST with different numbers of data points.

Robinson, and Vidal 2016) and EnSC (You et al. 2016). In addition, we also compare with a deep learning based clustering method, Cluster-GAN (Mukherjee et al. 2019).

## Experimental Result

**General Performance.** The results of our method and the compared methods are listed in Table 1. From the Table 1, we can see that LDRSC significantly outperforms other baselines on the three datasets. Specifially, compared to SENet which obtains the second best results in the experiments, LDRSC achieves 15.1%, 11.7%, 15.5% improvement over SENet in terms of ACC, NMI, and ARI on the Fashion-mnist dataset, respectively. This illustrates that our method is effective by learning the self-expressive coefficients based on an energy network, and simultaneously learning the dictionary in a self-supervised manner. It is worth noting that we can not implement several deep methods on the larger dataset, CIFAR-10, due to their large memory requirements and time costs.

**Effect of Different Sizes of Data.** To further verify the effectiveness of our method, we implement all methods by varying the size of datasets. The result are listed in Table 2 and Table 3. We can see that our method still significantly

No.Points	No. layers	ACC	NMI	ARI
1000	2	0.984	0.966	0.965
	3	0.959	0.928	0.912
	4	0.963	0.930	0.920
5000	2	0.898	0.855	0.803
	3	0.848	0.799	0.713
	4	0.887	0.841	0.782
10000	2	0.863	0.802	0.730
	3	0.830	0.774	0.679
	4	0.822	0.770	0.667

Table 4: Clustering results obtained by using the energy based network with different numbers of hidden layers on the Fashion-MNSIT dataset.

and consistently outperforms other methods under all the cases. Specially, when the number of data points is 1000, LDRSC obtains 24.4%, 27.7%, 36.6% improvements over SENet in terms of ACC, NMI, and ARI on the Fashion-MNIST dataset, and achieves 35.5%, 43.8%, 58.0% improvements over SENet in terms of ACC, NMI, and ARI

Dataset	Metric	Energy	Attention
FashionMNIST	ACC	0.984	0.977
	NMI	0.966	0.954
	ARI	0.965	0.950
notMNIST	ACC	0.969	0.943
	NMI	0.940	0.894
	ARI	0.933	0.879

Table 5: Clustering results obtained by using the energy based network and the inner product based attention on the Fashion-MNIST and notMNIST datasets, respectively.

No.Points	Metric	Method	
		Contrastive Learning	Stop-Gradient
1000	ACC	0.984	0.920
	NMI	0.966	0.900
	ARI	0.965	0.851
5000	ACC	0.898	0.818
	NMI	0.855	0.771
	ARI	0.803	0.663
10000	ACC	0.863	0.790
	NMI	0.802	0.746
	ARI	0.730	0.624

Table 6: Results by the contrastive loss and the stop-gradient operation on the Fashion-MNIST dataset.

on the notMNIST dataset, respectively. This clearly demonstrates the effectiveness of our proposed method.

**Evaluation on the Architectures of the EBM.** Since the energy based network is implemented by a MLP, we evaluate the effect of different numbers of hidden layers in MLP on the clustering results. The experiments are performed on the Fashion-Mnist dataset, and the results are reported in Table 4. We can observe when the number of hidden layers is set to 2, our method obtains the best performance. Thus, we set the number of hidden layers to 2 in the energy network throughout the experiment.

**Comparison with Self-Attention based Method.** In self-expressive coefficient learning module, we propose an energy based network to reach this goal. In order to verify its effectiveness, we use an attention based method as the baseline. For the attention based method, we utilize the inner product of two samples as the self-expressive coefficient, and take place of the energy network in our framework.

The experiments are performed on the FashionMNIST and notMNSIT datasets, and the results are listed in Table 5. We can see that our method consistently achieves better performance than the attention based method, which illustrates




Figure 3:  $t$ -SNE (Van der Maaten and Hinton 2008) visualization for self-expressive matrices obtained by the energy-based model and attention based model on the Fashion-MNIST dataset.

that our energy based network is effective for the learning self-expressive coefficients.

**Evaluation on the Self-Supervised Learning Manner.** In order to demonstrate that our method can be compatible with other self-supervised representation learning methods for learning our dictionary, we rewrite the loss function of dictionary learning  $L_1$  as a cosine similarity function with stop-gradient operation (Chen and He 2021). The results are shown in Table 6. Although the performance of the stop-gradient operation is a little worse than that of the contrastive loss in our method, it still obtains better performance than other approaches. Thus, our method can be well compatible with various self-supervised learning frameworks.

**Visualization.** To intuitively demonstrate our method can learn an effective representation for subspace clustering, we visualize self-expressive coefficient matrices obtained by the energy network and attention based method (inner product) on the Fashion-MNIST dataset. The results are shown in Figure 3. We can clearly observe that our method can learn a more effective representation for subspace clustering.

## Conclusion

In this paper, we proposed a new deep subspace clustering method, inspired by the energy models. We attempted to learn an energy network to learn the self-expressive coefficients, addressing the issue that deeper neural network can not be involved in subspace clustering. Meanwhile, we jointly learned an effective dictionary in a self-supervised manner using a deeper network architecture, which can significantly boost the performance. Extensive experiments on three datasets verified the effectiveness of our method.

## References

- Arbel, M.; Zhou, L.; and Gretton, A. 2020. Generalized energy based models. In *Proceedings of the International Conference on Learning Representations (ICLR)*.
- Bulatov, Y. 2011. Notmnist dataset. *Google (Books/OCR), Tech. Rep.*[Online]. Available: <http://yaroslavvb.blogspot.it/2011/09/notmnist-dataset.html>, 2.



- Caron, M.; Misra, I.; Mairal, J.; Goyal, P.; Bojanowski, P.; and Joulin, A. 2020. Unsupervised learning of visual features by contrasting cluster assignments. In *Proceedings of the Neural Information Processing Systems(NeurIPS)*.
- Chen, X.; and He, K. 2021. Exploring simple siamese representation learning. In *Proceedings of the IEEE/CVF Conference on Computer Vision and Pattern Recognition(CVPR)*, 15750–15758.
- Chen, Y.; Li, C.-G.; and You, C. 2020. Stochastic sparse subspace clustering. In *Proceedings of the IEEE/CVF Conference on Computer Vision and Pattern Recognition(CVPR)*, 4155–4164.
- Dang, Z.; Deng, C.; Yang, X.; and Huang, H. 2020. Multi-scale fusion subspace clustering using similarity constraint. In *Proceedings of the IEEE/CVF Conference on Computer Vision and Pattern Recognition(CVPR)*, 6658–6667.
- Elhamifar, E.; and Vidal, R. 2013. Sparse subspace clustering: Algorithm, theory, and applications. *IEEE Transactions on Pattern Analysis and Machine Intelligence(TPAMI)*, 35(11): 2765–2781.
- Goodfellow, I. J.; Pouget-Abadie, J.; Mirza, M.; Xu, B.; Warde-Farley, D.; Ozair, S.; Courville, A. C.; and Bengio, Y. 2014. Generative adversarial nets. In *Proceedings of the Neural Information Processing Systems(NeurIPS)*, 2672–2680.
- Grathwohl, W.; Wang, K.; Jacobsen, J.; Duvenaud, D.; Norouzi, M.; and Swersky, K. 2020a. Your classifier is secretly an energy based model and you should treat it like one. In *Proceedings of the International Conference on Learning Representations(ICLR)*.
- Grathwohl, W.; Wang, K.-C.; Jacobsen, J.-H.; Duvenaud, D.; and Zemel, R. 2020b. Learning the stein discrepancy for training and evaluating energy-based models without sampling. In *Proceedings of the International Conference on Machine Learning(ICML)*, 3732–3747.
- Grill, J.; Strub, F.; Altché, F.; Tallec, C.; Richemond, P. H.; Buchatskaya, E.; Doersch, C.; Pires, B. Á.; Guo, Z.; Azar, M. G.; Piot, B.; Kavukcuoglu, K.; Munos, R.; and Valko, M. 2020. Bootstrap your own latent - a new approach to self-supervised learning. In *Proceedings of the Neural Information Processing Systems(NeurIPS)*.
- He, K.; Fan, H.; Wu, Y.; Xie, S.; and Girshick, R. 2020. Momentum contrast for unsupervised visual representation learning. In *Proceedings of the IEEE/CVF Conference on Computer Vision and Pattern Recognition(CVPR)*, 9729–9738.
- He, K.; Zhang, X.; Ren, S.; and Sun, J. 2016. Deep residual learning for image recognition. In *Proceedings of the IEEE Conference on Computer Vision and Pattern Recognition(CVPR)*, 770–778.
- Hu, H.; Lin, Z.; Feng, J.; and Zhou, J. 2014. Smooth representation clustering. In *Proceedings of the IEEE Conference on Computer Vision and Pattern Recognition (CVPR)*, 3834–3841.
- Ji, P.; Zhang, T.; Li, H.; Salzmänn, M.; and Reid, I. D. 2017. Deep Subspace Clustering Networks. In *Proceedings of the Neural Information Processing Systems(NeurIPS)*, 24–33.
- Krizhevsky, A.; Hinton, G.; et al. 2009. Learning multiple layers of features from tiny images. *Master's thesis, University of Tront*.
- LeCun, Y.; Chopra, S.; Hadsell, R.; Ranzato, M.; and Huang, F. 2006. A tutorial on energy-based learning. *Predicting Structured Data(PSD)*, 1(0).
- Li, C.; Yang, C.; Liu, B.; Yuan, Y.; and Wang, G. 2021. LRSC: Learning representations for subspace clustering. In *Proceedings of the AAAI Conference on Artificial Intelligence(AAAI)*, 8340–8348.
- Li, C.-G.; You, C.; and Vidal, R. 2017. Structured sparse subspace clustering: A joint affinity learning and subspace clustering framework. *IEEE Transactions on Image Processing(TIP)*, 26(6): 2988–3001.
- Liu, G.; Lin, Z.; and Yu, Y. 2010. Robust Subspace Segmentation by Low-Rank Representation. In *Proceedings of the International Conference on Machine Learning (ICML)*, 663–670.
- Lu, C.; Feng, J.; Lin, Z.; Mei, T.; and Yan, S. 2018. Subspace clustering by block diagonal representation. *IEEE Transactions on Pattern Analysis and Machine Intelligence(TPAMI)*, 41(2): 487–501.
- Lu, C.; Feng, J.; Lin, Z.; and Yan, S. 2013. Correlation adaptive subspace segmentation by trace lasso. In *Proceedings of the IEEE International Conference on Computer Vision(ICCV)*, 1345–1352.
- Lu, C.-Y.; Min, H.; Zhao, Z.-Q.; Zhu, L.; Huang, D.-S.; and Yan, S. 2012. Robust and efficient subspace segmentation via least squares regression. In *Proceedings of European Conference on Computer Vision (ECCV)*, 347–360.
- Mukherjee, S.; Asnani, H.; Lin, E.; and Kannan, S. 2019. Clustergan: Latent space clustering in generative adversarial networks. In *Proceedings of the AAAI Conference on Artificial Intelligence(AAAI)*, 4610–4617.
- Nijkamp, E.; Hill, M.; Zhu, S.; and Wu, Y. N. 2019. Learning non-convergent non-persistent short-run mcmc toward energy-based model. In *Proceedings of the Neural Information Processing Systems(NeurIPS)*, 5233–5243.
- Pang, B.; Han, T.; Nijkamp, E.; Zhu, S.; and Wu, Y. N. 2020. Learning latent space energy-based prior model. In *Proceedings of the Neural Information Processing Systems(NeurIPS)*.
- Patel, V. M.; Van Nguyen, H.; and Vidal, R. 2015. Latent space sparse and low-rank subspace clustering. *IEEE Journal of Selected Topics in Signal Processing(J-STSP)*, 9(4): 691–701.
- Patel, V. M.; and Vidal, R. 2014. Kernel sparse subspace clustering. In *Proceedings of the IEEE International Conference on Image Processing (ICIP)*, 2849–2853.
- Peng, X.; Feng, J.; Xiao, S.; Yau, W.-Y.; Zhou, J. T.; and Yang, S. 2018. Structured autoencoders for subspace clustering. *IEEE Transactions on Image Processing(TIP)*, 27(10): 5076–5086.
- Peng, X.; Feng, J.; Zhou, J. T.; Lei, Y.; and Yan, S. 2020. Deep subspace clustering. *IEEE Transactions on Neural Networks and Learning Systems(TNNLS)*, 31(12): 5509–5521.



Peng, X.; Xiao, S.; Feng, J.; Yau, W.-Y.; and Yi, Z. 2016. Deep subspace clustering with sparsity prior. In *Proceedings of International Joint Conference on Artificial Intelligence(IJCAI)*, 1925–1931.

Shi, J.; and Malik, J. 2000. Normalized cuts and image segmentation. *IEEE Transactions on Pattern Analysis and Machine Intelligence(TPAMI)*, 22(8): 888–905.

Van der Maaten, L.; and Hinton, G. 2008. Visualizing data using t-SNE. *Journal of Machine Learning Research (JMLR)*, 9(11).

Xiao, H.; Rasul, K.; and Vollgraf, R. 2017. Fashion-mnist: a novel image dataset for benchmarking machine learning algorithms. *arXiv preprint arXiv:1708.07747*.

You, C.; Li, C.-G.; Robinson, D. P.; and Vidal, R. 2016. Oracle based active set algorithm for scalable elastic net subspace clustering. In *Proceedings of the IEEE conference on Computer Vision and Pattern Recognition(CVPR)*, 3928–3937.

You, C.; Robinson, D.; and Vidal, R. 2016. Scalable sparse subspace clustering by orthogonal matching pursuit. In *Proceedings of the IEEE Conference on Computer Vision and Pattern Recognition(CVPR)*, 3918–3927.

Zbontar, J.; Jing, L.; Misra, I.; LeCun, Y.; and Deny, S. 2021. Barlow twins: self-supervised learning via redundancy reduction. In *Proceedings of the International Conference on Machine Learning(ICML)*, 12310–12320.

Zhai, S.; Cheng, Y.; Lu, W.; and Zhang, Z. 2016. Deep structured energy based models for anomaly detection. In *Proceedings of the International Conference on Machine Learning(ICML)*, 1100–1109.

Zhang, C.; Fu, H.; Hu, Q.; Cao, X.; Xie, Y.; Tao, D.; and Xu, D. 2018. Generalized latent multi-view subspace clustering. *IEEE Transactions on Pattern Analysis and Machine Intelligence(TPAMI)*, 42(1): 86–99.

Zhang, J.; Li, C.-G.; You, C.; Qi, X.; Zhang, H.; Guo, J.; and Lin, Z. 2019. Self-supervised convolutional subspace clustering network. In *Proceedings of the IEEE/CVF Conference on Computer Vision and Pattern Recognition(CVPR)*, 5473–5482.

Zhang, S.; You, C.; Vidal, R.; and Li, C.-G. 2021. Learning a self-expressive network for subspace clustering. In *Proceedings of the IEEE/CVF Conference on Computer Vision and Pattern Recognition(CVPR)*, 12393–12403.

Zhao, J. J.; Mathieu, M.; and LeCun, Y. 2017. Energy-based generative adversarial networks. In *Proceedings of the International Conference on Learning Representations(ICLR)*.

Zhou, L.; Xiao, B.; Liu, X.; Zhou, J.; Hancock, E. R.; et al. 2019. Latent distribution preserving deep subspace clustering. In *Proceedings of International Joint Conference on Artificial Intelligence(IJCAI)*, 4440–4446.

Zhou, P.; Hou, Y.; and Feng, J. 2018. Deep adversarial subspace clustering. In *Proceedings of the IEEE Conference on Computer Vision and Pattern Recognition(CVPR)*, 1596–1604.