

Meta-Knowledge Transfer for Inductive Knowledge Graph Embedding

Mingyang Chen*
mingyangchen@zju.edu.cn
College of Computer Science and
Technology, Zhejiang University

Zonggang Yuan
yuanzonggang@huawei.com
Huawei Technologies Co., Ltd.

Wen Zhang*
wenzhang2015@zju.edu.cn
School of Software Technology,
Zhejiang University

Changliang Xu
xu@shuwen.com
State Key Laboratory of Media
Convergence Production Technology
and Systems, Beijing, China

Yushan Zhu, Hongting Zhou
{yushanzhu,seven777}@zju.edu.cn
College of Computer Science and
Technology, Zhejiang University

Huajun Chen†
huajunsir@zju.edu.cn
College of Computer Science and
Technology, Zhejiang University

ABSTRACT

Knowledge graphs (KGs) which consist of a large number of triples have become widespread recently, and many knowledge graph embedding (KGE) methods are proposed to embed entities and relations of a KG into continuous vector spaces. Such embedding methods aim at simplifying the operations of conducting various in-KG tasks (e.g., link prediction) and out-of-KG tasks (e.g., question answering), and can be viewed as general solutions for representing KGs. However, existing KGE methods are not applicable to inductive settings, where a model trained on source KGs will be tested on target KGs with entities unseen during model training. Existing works focusing on KGs in inductive settings can only solve the inductive relation prediction task and can not handle other out-of-KG tasks as general as KGE methods, since they don't produce embeddings for entities. In this paper, to achieve inductive knowledge graph embedding, we propose a model **MorsE**, which doesn't learn embeddings for entities, while learning transferable *meta-knowledge* that can be used to produce entity embeddings. Such meta-knowledge is modeled by entity-independent modules and learned by meta-learning. Experimental results show that our model significantly outperforms corresponding baselines for in-KG and out-of-KG tasks in inductive settings.

ACM Reference Format:

Mingyang Chen, Wen Zhang, Yushan Zhu, Hongting Zhou, Zonggang Yuan, Changliang Xu, and Huajun Chen. 2018. Meta-Knowledge Transfer for Inductive Knowledge Graph Embedding. In *Woodstock '18: ACM Symposium on Neural Gaze Detection, June 03–05, 2018, Woodstock, NY*. ACM, New York, NY, USA, 11 pages. <https://doi.org/10.1145/1122445.1122456>

*Equal Contribution.

†Corresponding author.

Permission to make digital or hard copies of all or part of this work for personal or classroom use is granted without fee provided that copies are not made or distributed for profit or commercial advantage and that copies bear this notice and the full citation on the first page. Copyrights for components of this work owned by others than ACM must be honored. Abstracting with credit is permitted. To copy otherwise, or republish, to post on servers or to redistribute to lists, requires prior specific permission and/or a fee. Request permissions from permissions@acm.org.

Woodstock '18, June 03–05, 2018, Woodstock, NY

© 2018 Association for Computing Machinery.

ACM ISBN 978-1-4503-XXXX-X/18/06...\$15.00

<https://doi.org/10.1145/1122445.1122456>

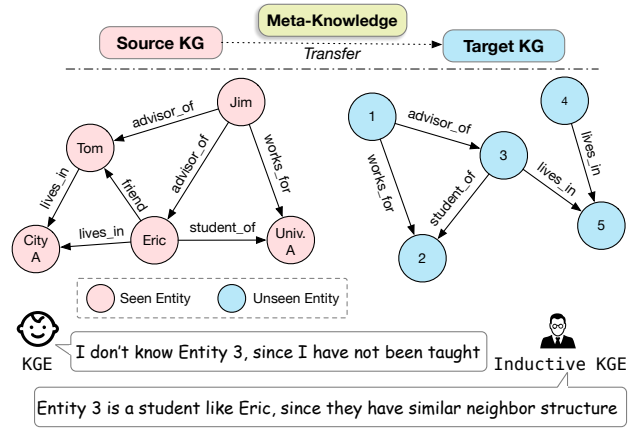


Figure 1: An example of KGs in the inductive setting. A conventional KGE method is like baby that can only cognize seen entities, while the inductive KGE can cognize an unseen entity by transferable structural patterns.

1 INTRODUCTION

Knowledge graphs (KGs) consist of a large number of facts with the form of triples like (*head entity*, *relation*, *tail entity*), and have benefited a lot of downstream tasks recently. Nowadays many large-scale knowledge graphs, including Freebase [2], NELL [4], Wikidata [38] and so on, have been proposed and supported many in-KG applications, e.g., link prediction [3] and triple classification [44], as well as out-of-KG applications, e.g., question answering [52] and recommender systems [54, 56].

During applying knowledge graphs in various applications, it's hard to use discrete structured triples directly, since such representations can not easily manipulated by modern deep learning methods. Hence, many recent works embed entities and relations of a knowledge graph into continuous vector spaces, such as TransE [3], ComplEx [35] and RotatE [31]. Learned embeddings (i.e., vector representations) for knowledge graphs can be used for not only in-KG tasks to improve the quality of KGs but also out-of-KG tasks to help in injecting background knowledge such as similarity and relational information between entities. Thus knowledge graph

embedding (KGE) models are general solutions to represent knowledge graphs, and the inherent semantics of a KG can be preserved by embeddings [42].

However, in conventional knowledge graph embedding methods, promising predictions and applications are only ensured for entities seen during training, not for unseen entities, since they learn embeddings for a fix predefined set of entities. Thus compared to the *transductive* setting where a model is tested on a subset of training entity set, the *inductive* setting is more challenging for KGE methods where new entities appears while testing. For example, as shown in Figure 1, a KGE model trained on the source KG can not be used on the target KG, since the entities in the target KG are not seen during model training on the source KG.

Recently, significant progress has been achieved in inductive settings for KGs, especially for in-KG tasks. Specifically, GraIL [33] and its following works [5, 17] are proposed to conduct inductive relation prediction. They solve this problem by learning to predict relations from the subgraph structure around a candidate relation, avoiding learning embedding for any specific entity. Although these methods proved to be effective for the inductive relation prediction task, they can not solve other out-of-KG tasks since they don't produce embeddings for entities. This drawback makes such methods can not as general as KGE methods to solve various tasks related to KGs. To generally solve various tasks for KGs in inductive settings, we raise a research question: *Can we train a knowledge graph embedding model on a set of entities that can generalize to unseen entities for either in-KG or out-of-KG tasks?* We refer to this problem as inductive knowledge graph embedding.

To solve this problem, we resort to the process of human cognition. As shown in Figure 1, a conventional KGE method is like a baby that can only cognize the entity that they have learnt, while an adult can cognize a new entity by comparing its neighbor structural pattern with seen entities. Such structural patterns, which help human to understand the semantics of a new entity, are universal, entity-independent and transferable. In this paper, we collectively refer to the knowledge about such transferable structural patterns, as *meta-knowledge*. It is the capability of modeling and learning such meta-knowledge making adults, as well as models, can successfully handle KGs in inductive settings.

Inspired by this, in our paper, we propose a novel model, **Meta-Knowledge Transfer for Inductive Knowledge Graph Embedding (MorsE)**, which can produce high quality embeddings for new entities in the inductive setting via modeling and learning entity-independent meta-knowledge.

For meta-knowledge modeling, we focus on modeling the procedure of producing entity embeddings from entity-independent information. Specifically, we instantiate meta-knowledge as two modules, an entity initializer and a Graph Neural Network (GNN) modulator. The entity initializer initializes entity embeddings via two entity-independent embeddings, including relation-domain embeddings and relation-range embeddings. The GNN modulator enhances entity embeddings based on entities' neighbor structure information. Overall, the parameters for these two modules are independent of any specific entities, and can be adapted to KGs with unseen entities after model training.

For meta-knowledge learning, we resort to meta-learning to achieve learning to produce entity embeddings. Following meta-training regime, during model training, we sample a set of tasks on the source KG, where each of them consist of a support (triple) set and a query (triple) set. Moreover, entities in these tasks are treated as unseen to simulate the inductive setting for KGs. For each task, entity embeddings are produced by the entity initializer and the GNN modulator based on its support set, and the embeddings are evaluated by its query set. We meta-train MorsE over these sampled tasks on source KGs, to enforce it on producing reasonable and effective embeddings given the support triples of a task, and thus MorsE can generalize to target KGs with unseen entities.

We evaluate MorsE by inductive settings for in-KG tasks (i.e., link prediction) and out-of-KG tasks (i.e., question answering). The results show that our model outperforms other baselines and can achieve meta-knowledge transfer for inductive knowledge graph embedding effectively. The main contributions of our paper are summarized as follows:

- We emphasize knowledge graph embedding as a general solution to represent KGs for in-KG and out-of-KG tasks, and extend it to inductive settings.
- We propose a general inductive knowledge graph embedding framework MorsE via meta-knowledge transfer and learn such meta-knowledge by meta-learning.
- We do extensive experiments on both in-KG and out-of-KG tasks for KGs in inductive settings, demonstrating the effectiveness of our model.

2 RELATED WORK

2.1 Knowledge Graph Embedding

Knowledge graph embedding methods learn embeddings for entities and relations while preserving the inherent semantics of KGs [42]. Such embeddings can alleviate the drawbacks of representing a KG as structured triples and can be easily deployed to many in-KG tasks, including link prediction [3, 55] and triple classification, and out-of-KG tasks including question answering [12] and recommender systems [54].

A majority of works on KGE focus on designing expressive score functions to model the triples in a KG, based on some specific assumption of relation patterns. Translational distance models measure the plausibility of a triple as the distance between the two entities, after a translation carried out by the relation on the head entity. TransE [3] is a representative translational distance model that represents entities and relations as vectors in the same space, and assume that the relation is a translation vector between entities for a true triple. Recently, RotatE [31] treats each relation as a rotation from the head entity to the tail entity in the complex vector space. Furthermore, semantic matching models design score functions by matching latent semantics of entities and relations. DistMult [48] scores a triple by capturing pairwise interactions between the components of entities along the same dimension. ComplEx [35] follows DistMult while embeds components of KGs as complex-valued embeddings to model asymmetric relations.

Recently, some works such as R-GCN [27] and CompGCN [36], adapt GNNs, which are usually used for simple undirected graphs, to multi-relational knowledge graphs, for learning more expressive

knowledge graph embeddings. GNNs can be viewed as encoder models for entities, which encode the features for entities to their embeddings based on entities' multi-hop neighbor structures. GNNs are bias toward graph symmetries and proved to be effective to capture universal and general structure patterns [23], which could help encode better knowledge graph embeddings equipped with conventional KGE methods as decoder score functions.

Although many KGE methods have been proposed and proved to be effective to handle various relation patterns using sophisticated score functions or GNNs, they are designed for KGs in transductive settings, and can not handle unseen entities after model training.

2.2 Knowledge Graph in Inductive Settings

The inductive setting for knowledge graphs is a natural scenario, since knowledge graphs are evolving and the construction of new KGs with new entities is on-going everyday. Various methods are proposed to solve different problems in inductive settings for KGs. Rule-learning-based methods learn probabilistic logical rules, and such rules can be used for inductive reasoning on KG with unseen entities. Specifically, AMIE [10] and RuleN [18] learn logical rules explicitly via discrete search. Neural LP [49] and DRUM [24] extract rules in an end-to-end differentiable manner. Since rules are independent of specific entities, rule-learning-based methods can handling link prediction with unseen entities.

Furthermore, some methods resort to additional information for entities like textual description as representations for unseen entities. KG-BERT [51] and StAR [39] use pre-trained language models [15] to encode textual descriptions for each entity, and such methods are inductive inherently, since they can produce embeddings for any entities as long as the entities have corresponding descriptions. However, we don't consider any features or textual information for entities in our work, and the entity embeddings are totally based on KG structure, which is a more general scenario and can be adapted to various applications.

Some other works focus on handling out-of-knowledge-base entities connected to the trained KG, although they can not solve the scenario in our paper that focus on handling unseen entities in a entire new KG in the inductive setting. [41] and [11] train neighborhood aggregators to embed new entities via their existing neighbors. GEN [1] and HRFN [57] learn entities embeddings for both seen-to-unseen and unseen-to-unseen link prediction based on meta-learning.

The most relevant works for our paper are those focus on inductive knowledge graph completion. Such works can generalize to unseen entities, and can conduct relation prediction on KGs with entirely new entities. Specifically, GraLL [33], CoMPILE [17] and TACT [5], learn the ability of relation prediction by subgraph extraction and GNNs independent to any specific entities, and such ability can generalize to unseen entities in complete new KGs. These methods are baselines in inductive link prediction for our model, while they can not handle other out-of-KG tasks in the inductive setting as general as our model.

2.3 Meta-Learning

Meta-learning methods devote to training models that can adapt to new tasks quickly with the concept of "learning to learn". Generally,

the goal of meta-learning is to train a model on a variety of learning tasks, such that it can generalize to new learning tasks. There are mainly three series of meta-learning methods: (1) black-box methods train black-box meta learners (e.g., neural networks) to output model parameters for tasks by standard supervised learning [19, 20, 25]; (2) optimization-based methods train the model's initial parameters such that the model has maximal performance on a new task after the parameters have been updated through one or more gradient steps computed with the data from that new task [9, 50]; (3) metric-based methods, aka non-parametric methods, learn universal matching metrics which can generalize among all tasks for classification [13, 29, 37].

Some recent works consider tackling problems related to knowledge graphs by meta-learning. For example, as for few-shot link prediction in knowledge graphs, which requires predicting triples with only observing a few samples for a specific relation, GMatching [46] and subsequent metric-based methods [28, 53] learn matching metrics by graph-structures and learned embeddings; MetaR [6] and GANA [21] leverage optimization-based methods for fast adaption of relation embeddings. Furthermore, GEN [1] tackles few-shot out-of-graph link prediction problem by a meta-learning framework which meta-learns embeddings for few-shot new entities which connected to the original KG. However, existing meta-learning works for knowledge graphs mainly focus on applying meta-learning to few-shot scenarios, while in our work, we aim at using meta-learning to simulating the tasks of embedding unseen entities which make our model can generalize to KGs with unseen entities in the inductive setting. The main idea for our work is similar to L2P-GNN [16] which is proposed for pre-training GNNs by meta-learning to make GNNs can handle new graphs for downstream tasks, while our work focus on multi-relational KGs but not graphs without edge labels.

3 PROBLEM FORMULATION

A knowledge graph is defined as $\mathcal{G} = (\mathcal{E}, \mathcal{R}, \mathcal{P})$, where \mathcal{E} is a set of entities and \mathcal{R} is a set of relations. $\mathcal{P} = \{(h, r, t)\} \subseteq \mathcal{E} \times \mathcal{R} \times \mathcal{E}$ is a set of triples. Conventional KGE methods train an entity embedding matrix $\mathbf{E} \in \mathbb{R}^{|\mathcal{E}| \times d_e}$ and a relation embedding matrix $\mathbf{R} \in \mathbb{R}^{|\mathcal{R}| \times d_r}$ for a fix set of \mathcal{E} and \mathcal{R} , where such embeddings should follow the assumption from the score function s corresponding a specific KGE method, namely the embeddings should satisfy *reasonability*. More precisely, $s(h, r, t)$ for $(h, r, t) \in \mathcal{P}$ should higher than $s(h', r', t')$ for $(h', r', t') \notin \mathcal{P}$, and $s(h, r, t)$ is calculated by corresponding embeddings and a specific KGE method. Such reasonable embeddings can be used for various in-KG and out-KG tasks.

We next give the definition for inductive knowledge graph embedding problem. Formally, given a set of source KGs $\mathcal{G}_S = \{\mathcal{G}_S^{(i)} = (\mathcal{E}_S^{(i)}, \mathcal{R}_S^{(i)}, \mathcal{P}_S^{(i)})\}_{i=1}^{n_s}$ and a set of target KGs consisting of entities unseen in source KGs,

$$\begin{aligned} \mathcal{G}_T &= \{\mathcal{G}_T^{(i)} = (\mathcal{E}_T^{(i)}, \mathcal{R}_T^{(i)}, \mathcal{P}_T^{(i)})\}_{i=1}^{n_t} \\ \text{s.t. } \cup_{i=1}^{n_t} \mathcal{E}_T^{(i)} \cap \cup_{i=1}^{n_s} \mathcal{E}_S^{(i)} &= \emptyset, \cup_{i=1}^{n_t} \mathcal{R}_T^{(i)} \subseteq \cup_{i=1}^{n_s} \mathcal{R}_S^{(i)}. \end{aligned} \quad (1)$$

The goal of inductive knowledge graph embedding is to learn a function f on source KGs \mathcal{G}_S , where the f can map entities in \mathcal{G}_S into embeddings with the property of *reasonability*, as introduced above, and is able to generalize to target KGs \mathcal{G}_T . Such reasonable

embeddings can be used for various in-KG and out-of-KG tasks on target KGs, and achieve inductive knowledge graph embedding.

Note that the number of source KGs and target KGs won't affect the training and applying of f , at least for the method in our paper. Thus for the simplicity of notations, we will consider the scenario of one source KG and one target KG for describing our proposed framework, which means $n_s = n_t = 1$, $\mathcal{G}_S = (\mathcal{E}_s, \mathcal{R}_s, \mathcal{P}_s)$ and $\mathcal{G}_T = (\mathcal{E}_t, \mathcal{R}_t, \mathcal{P}_t)$.

4 METHODOLOGY

Conceptually, we focus on training an embedding-based model to capture meta-knowledge (i.e., knowledge about transferable structural patterns) in the source KG, and transferring that for producing reasonable embeddings for the target KG to benefit various tasks. Such meta-knowledge is implicitly captured by the function f aforementioned, and can be used for producing entity embeddings. To achieve meta-knowledge transfer, our MorsE needs to solve the following three sub-problems:

- P1** How to model the meta-knowledge?
- P2** How to learn the meta-knowledge in the source KG \mathcal{G}_S ?
- P3** How to adapt the meta-knowledge to the target KG \mathcal{G}_T ?

4.1 Modeling of Meta-Knowledge

In this part we solve the sub-problem, **P1: How to model the meta-knowledge**. We focus on designing modules that can produce entity embeddings based on its neighbor structural information, simulating the process of cognizing a new entity for human. For an entity, its most natural structural information can be indicated by relations around it. Thus, first we design an *Entity Initializer* to initialize the embedding of each entity using the information of relations connected to it. However, such initialized entity embeddings are naive, as they only convey type-level information but not instance-level information. For example, if two entities are both the head of relation `student_of`, we can only infer that they are two student but not exactly who they are. To solve this problem, we introduce a *GNN Modulator* to modulate the initialized embedding for each entity, based on its multi-hop neighborhood structure. These two modules are both biased towards graph symmetries, namely entities with similar connected relations and multi-hop neighborhood will get similar embeddings through these two modules. Thus they are capable to capture the transferable structural patterns in KGs. In the following, we describe the process of the entity initializer and the GNN modulator given a KG instance $\mathcal{G} = (\mathcal{E}, \mathcal{R}, \mathcal{P})$.

4.1.1 Entity Initializer. This module is designed for capturing the type-level information of entities. Thus, besides conventional a relation embedding matrix $\mathbf{R} \in \mathbb{R}^{n_r \times d}$, we design a relation-domain embedding matrix $\mathbf{R}^{\text{dom}} \in \mathbb{R}^{n_r \times d}$ and a relation-range embedding matrix $\mathbf{R}^{\text{ran}} \in \mathbb{R}^{n_r \times d}$ to represent the implicit type features of head and tail entities for each relation, where n_r is the number of relations ($n_r = |\mathcal{R}_s|$ when we train this model on \mathcal{G}_S) and d is the dimension for embeddings. Specifically, \mathbf{R} reserving the internal semantics of relations is used for learning of relation embedding in Section 4.2.2, while \mathbf{R}^{dom} and \mathbf{R}^{ran} containing information about implicit type of entities is used for entity initialization. For a specific relation r , its relation embedding, relation-domain embedding and

relation-range embedding are represented as \mathbf{R}_r , $\mathbf{R}_r^{\text{dom}}$ and $\mathbf{R}_r^{\text{ran}}$ respectively, as shown in Figure 2 (a).

For the KG instance $\mathcal{G} = (\mathcal{E}, \mathcal{R}, \mathcal{P})$, MorsE initializes the entity embeddings based on their connected relations. Specifically, for an entity $e \in \mathcal{E}$, its initialized embedding \mathbf{H}_e is calculated by the average of the relation-range and relation-domain embedding of its ingoing and outgoing relations respectively:

$$\mathbf{H}_e = \frac{\sum_{r \in O(e)} \mathbf{R}_r^{\text{dom}} + \sum_{r \in I(e)} \mathbf{R}_r^{\text{ran}}}{|O(e)| + |I(e)|}, \quad (2)$$

where $I(e) = \{r | \exists x, (x, r, e) \in \mathcal{P}\}$ denotes the ingoing relation set for entity e , $O(e) = \{r | \exists x, (e, r, x) \in \mathcal{P}\}$ denotes the outgoing relation set for entity e . A visual illustration of using \mathbf{R}^{dom} and \mathbf{R}^{ran} for entity initialization is shown in Figure 2 (b).

4.1.2 GNN Modulator. This module is designed for capturing the instance-level information of entities via structure information from their multi-hop neighborhoods. So far, several previous works have shown that the graph neural network has the capability of capturing the local structure information of knowledge graphs [27, 33]. Thus, the modulation of initialized entity embeddings is archived by a GNN modulator. Following the multi-relational R-GCN [27], our GNN modulator calculates the update in the l -th layer for an entity e as follows:

$$\mathbf{h}_e^l = \alpha \left(\frac{1}{|\mathcal{N}(e)|} \sum_{(h,r) \in \mathcal{N}(e)} \mathbf{W}_r^l \mathbf{h}_h^{l-1} + \mathbf{W}_0^l \mathbf{h}_e^{l-1} \right), \quad (3)$$

where α is an activation function and we use ReLU here; $\mathcal{N}(e) = \{(h, r) | (h, r, e) \in \mathcal{P}\}$ denotes the set of head entity and relation pair of immediate ingoing neighbor triples of entity e ; \mathbf{W}_r^l is the relation-specific transformation matrix for relation r in the l -th layer; \mathbf{W}_0^l is a self-loop transformation matrix for entities in the l -th layer; \mathbf{h}_e^l denotes the hidden entity representation of entity e , and the input representation $\mathbf{h}_e^0 = \mathbf{H}_e$.

To make full use of hidden entity representations of every layers, and let the model leverage the most appropriate neighborhood range flexibly for each entity, we apply a jumping knowledge (JK) structure [47] based on the concatenation of hidden representations, as follows:

$$\mathbf{E}_e = \mathbf{W}^{\text{JK}} \bigoplus_{l=0}^L \mathbf{h}_e^l, \quad (4)$$

where \mathbf{E}_e is the final entity embedding for the entity e ; \bigoplus denotes successive concatenation; L is the number of GNN modulator layers; \mathbf{W}^{JK} is a matrix to transform concatenated hidden representations to entity embeddings.

4.1.3 Summary. Given a KG $\mathcal{G} = (\mathcal{E}, \mathcal{R}, \mathcal{P})$, the process of entity initializer is,

$$\mathbf{H} = \text{INIT}_{\theta}(\mathcal{G}), \quad (5)$$

where \mathbf{H} is the initialized entity embeddings of \mathcal{E} , and θ is the parameter set including \mathbf{R}^{dom} and \mathbf{R}^{ran} . Next, the process of the GNN modulator can be viewed as:

$$\mathbf{E} = \text{MODULATE}_{\phi}(\mathcal{G}, \mathbf{H}), \quad (6)$$

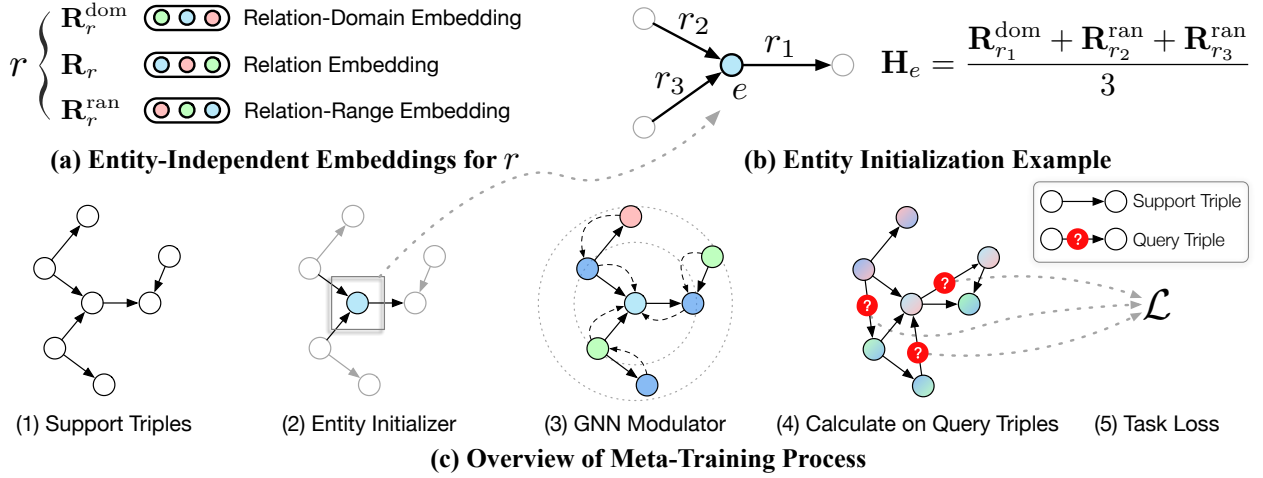


Figure 2: The illustration of embeddings for a relation r , an entity initialization example, and the meta-training process.

where E is the output entity embeddings of \mathcal{E} , and ϕ is the parameter set of the GNN modulator. The whole procedure can be viewed as:

$$E = f_{\theta, \phi}(\mathcal{G}) = \text{MODULATE}_{\phi}(\mathcal{G}, \text{INIT}_{\theta}(\mathcal{G})). \quad (7)$$

This function can map entities in the KG into embeddings as mentioned in Section 3. We use this function and its parameters to model transferable meta-knowledge, and we describe that how to train this function for outputting reasonable entity embeddings in the next part.

4.2 Learning of Meta-Knowledge

In this part we solve the sub-problem, **P2: how to learn the meta-knowledge in the source KG \mathcal{G}_S** , via meta-learning, namely “learning to learn”. In this part, we first illustrate the concept of meta-learning and the corresponding setting in MorsE. Then, we describe the training regime based on meta-learning.

4.2.1 Meta-Learning Setting. The goal of training is to make above $f_{\theta, \phi}$ enable to output reasonable entity embeddings given any KG with unseen entities, namely learning to produce entity embeddings. Inspired by the concept “learning to learn” of meta-learning [9], we train MorsE on a set of tasks. Specifically, we sample a set of sub-KGs from the source KG \mathcal{G}_S , and treat the entities in such sub-KGs as unseen ones, for simulating target KGs in inductive settings. Furthermore, to formulate a task for each sub-KG, we split a part of triples as query triples, and treat remaining triples as the support triples. The support triples are used for producing entity embeddings, and the query triples are used for evaluating the reasonability of produced embeddings and calculating training loss. Formally, a task \mathcal{T}_i is defined as follows:

$$\begin{aligned} \mathcal{T}_i &= (\mathcal{G}_i = (\mathcal{E}_i, \mathcal{R}_i, \mathcal{S}_i), \mathcal{Q}_i) \\ \text{s.t. } &\mathcal{E}_i \cap \mathcal{E}_S = \emptyset, \mathcal{R}_i \subseteq \mathcal{R}_S, \end{aligned} \quad (8)$$

where \mathcal{S}_i is the support triple set and \mathcal{Q}_i is the query triple set. \mathcal{E}_S and \mathcal{R}_S are entity and relation set of the source KG \mathcal{G}_S . For simulating the inductive setting of target KGs (Equation 1), we treat entities in each task as unseen, and this can be implemented by

re-labeling entities as described in Section 5.1.1. Since these tasks simulate the scenario of the target KG with unseen entities, our model meta-trained on these tasks can naturally generalize to the target KG.

4.2.2 Meta-Training Regime. Following the meta-learning setting, meta-knowledge are learned based on the tasks sampled from \mathcal{G}_S , which is also referred to as the meta-training process. During meta-training, for each task $\mathcal{T}_i = (\mathcal{G}_i = (\mathcal{E}_i, \mathcal{R}_i, \mathcal{S}_i), \mathcal{Q}_i)$, the entity embeddings are obtained based on its support triples and evaluated by its query triples. Formally, the overall meta-training objective is,

$$\min_{\theta, \phi, \mathbf{R}} \sum_{i=1}^m \mathcal{L}_i = \min_{\theta, \phi, \mathbf{R}} \sum_{i=1}^m \mathcal{L}(\mathcal{Q}_i | f_{\theta, \phi}(\mathcal{G}_i), \mathbf{R}), \quad (9)$$

where $\mathbf{R} \in \mathbb{R}^{|\mathcal{E}_S| \times d}$ is the relation embedding matrix for all relations (i.e., \mathcal{R}_S), and $f_{\theta, \phi}(\mathcal{G}_i)$ are used for outputting entity embedding matrix for entities in current task (i.e., \mathcal{E}_i); $\{\theta, \phi, \mathbf{R}\}$ are learnable parameters; m denotes the number of all sampled tasks. The visual illustration of meta-training process on one task is in Figure 2 (c).

The calculation of training loss is dependent on different score functions of different KGE methods. For example, as for task \mathcal{T}_i , the score function based on TransE [3] is shown as follows:

$$s(h, r, t) = -\|\mathbf{E}_h + \mathbf{R}_r - \mathbf{E}_t\|, \quad (10)$$

where $\mathbf{E} = f_{\theta, \phi}(\mathcal{G}_i)$; $\|\cdot\|$ denotes the L2 norm. Many conventional KGE methods can be used in our model. We use four representative methods, including TransE [3], DistMult [48], ComplEx [35] and RotatE [31] in our paper, and the details of their score functions can be found in Table 1.

During training, we apply the loss function based on self-adversarial negative sampling [31] on query triples \mathcal{Q}_i for each task, and the details are described as follows:

$$\begin{aligned} \mathcal{L}_i &= \sum_{(h, r, t) \in \mathcal{Q}_i} -\log \sigma(\gamma + s(h, r, t)) \\ &\quad - \sum_{i=1}^k p(h'_i, r, t'_i) \log \sigma(-\gamma - s(h'_i, r, t'_i)), \end{aligned} \quad (11)$$

Table 1: Score function $s(h, r, t)$ of typical knowledge graph models. $\mathbf{h}, \mathbf{r}, \mathbf{t}$ are embeddings correspond to h, r, t . $\text{Re}(\cdot)$ denotes the real vector component of a complex valued vector. \circ denotes the Hadamard product.

Model	Score Function	Vector Space
TransE	$- \mathbf{h} + \mathbf{r} - \mathbf{t} $	$\mathbf{h}, \mathbf{r}, \mathbf{t} \in \mathbb{R}^d$
DistMult	$\mathbf{h}^\top \text{diag}(\mathbf{r})\mathbf{t}$	$\mathbf{h}, \mathbf{r}, \mathbf{t} \in \mathbb{R}^d$
ComplEx	$\text{Re}(\mathbf{h}^\top \text{diag}(\mathbf{r})\bar{\mathbf{t}})$	$\mathbf{h}, \mathbf{r}, \mathbf{t} \in \mathbb{C}^d$
RotatE	$- \mathbf{h} \circ \mathbf{r} - \mathbf{t} $	$\mathbf{h}, \mathbf{r}, \mathbf{t} \in \mathbb{C}^d$

where σ is the sigmoid function; γ is a fixed margin; k is the number of negative samples for each triple; (h'_i, r, t'_i) is the i -th negative triple by corrupting head or tail entity; $p(h'_i, r, t'_i)$ is the self-adversarial weight calculated by,

$$p(h'_j, r, t'_j) = \frac{\exp \beta s(h'_j, r, t'_j)}{\sum_i \exp \beta s(h'_i, r, t'_i)}, \quad (12)$$

where β is the temperature of sampling.

The learning of meta-knowledge is meta-training the modules described in Section 4.1 on the source KG \mathcal{G}_S by meta-learning described in this section. After meta-training, the function f can be used for producing entity embeddings for tasks with unseen entities and is able to generalize to the target KG \mathcal{G}_T to achieve inductive knowledge graph embedding. The procedure of producing entity embeddings on \mathcal{G}_T and servicing downstream tasks is meta-knowledge adaption, and we describe it in the following.

4.3 Adaption of Meta-Knowledge

In this part we tackle the sub-problem, **P3: how to adapt the meta-knowledge to the target KG \mathcal{G}_T** . Adapting to a given target KG $\mathcal{G}_T = (\mathcal{E}_t, \mathcal{R}_t, \mathcal{P}_t)$ is a reflection of meta-knowledge transfer, and this step is straightforward as the ability of outputting entity embeddings from $f_{\theta, \phi}(\mathcal{G}_T)$ allows MorsE to adapt to various in-KG and out-of-KG tasks flexibly. MorsE offers two meta-knowledge adaption regimes as follows.

4.3.1 Freezing. In this adaption mode, we freeze the parameters of the meta-trained function $f_{\theta, \phi}$, and relation embedding matrix \mathbf{R} . Then we treat MorsE as an entity embedding producer, and use such entity embeddings produced on target KGs to finish downstream tasks. For example, in link prediction, such embeddings can be used for conducting link prediction directly and achieve inductive link prediction. In question answering, such embeddings can be used as features for KGs related to QA pairs, and SOTA QA models can be trained on top of the produced embeddings.

4.3.2 Fine-tuning. In this adaption mode, the components of meta-trained MorsE including $f_{\theta, \phi}$ and \mathbf{R} can be trained based on specific tasks. For example, in link prediction, a meta-trained MorsE can be fine-tuned based on triples in target KGs.

5 EXPERIMENTS

In this section, we evaluate MorsE on two representative KG-related tasks, an in-KG task—link prediction, and an out-of-KG task—question answering, in inductive settings. We conduct extensive experiments

to show the effectiveness of our method, and the following are key questions we explore during experiments:

- Q1** How does the performance of MorsE compare to baselines in conducting link prediction for KGs in inductive settings?
- Q2** How does the performance of MorsE compare to baselines in conducting question answering for KGs in inductive settings?
- Q3** How much the two modules for modeling meta-knowledge and the meta-learning setting contribute? What is the influence of target KG's sparsity on MorsE?

We first introduce the training setups for both tasks in Section 5.1, and describe the details and results of experiments on two tasks in Section 5.2 and 5.3. Finally, we give ablation study and further analysis in Section 5.4.

5.1 Training Setup

In this part, we describe the overall training settings, including the strategy of sampling tasks from a source KG for meta-learning, and implementation details of training MorsE.

5.1.1 Task Sampling. As described in Section 4.2.1, the tasks for meta-training are sampled from a source KG $\mathcal{G}_S = (\mathcal{E}_s, \mathcal{R}_s, \mathcal{P}_s)$. During experiment, we sample each task \mathcal{T}_i with following step:

- (1) *Random Walk Sampling.* First, we sample an entity $e \in \mathcal{E}_s$, from which we conduct n_{rw} times random walk with length l_{rw} , resulting in a set of entities \mathcal{E}_{rw} . Second, we sample an entity $e' \in \mathcal{E}_{rw}$, repeat the first step with getting a new entity set \mathcal{E}'_{rw} , and update \mathcal{E}_{rw} that $\mathcal{E}_{rw} := \mathcal{E}_{rw} \cup \mathcal{E}'_{rw}$.
- (2) *Sub-KG Induction.* We repeat the second step in (1) with t_{rw} times, and induce the sub-KG triples $\{(h, r, t) | h \in \mathcal{E}_{rw}, t \in \mathcal{E}_{rw}, (h, r, t) \in \mathcal{P}_s\}$ as the triples for the task \mathcal{T}_i .
- (3) *Re-labeling.* Finally, we anonymize entities in \mathcal{T}_i by re-labeling them to be $\{1, 2, \dots, |\mathcal{E}_{rw}|\}$ in an arbitrary order, as they are unseen entities.

We randomly split a part of triples in this sub-KG as query triples \mathcal{Q}_i , and the remaining ones are support triples \mathcal{S}_i , as described in Equation 8.

5.1.2 Implementation Details. Our model is implemented in PyTorch [22] and DGL [40], and the experiments are conducted on RTX 3090 GPUs with 24GB RAM. For the inductive link prediction/question answering task, we employ a 3/2-layer GNN modulator and the dimension of embeddings and latent representations in the GNN modulator are 32/200. We also adopt the basis-decomposition Schlichtkrull et al. [27] as a regularization on the GNN modulator, and the number of bases is 4. Note that all these settings are set for fair comparison with baselines. Moreover, for more hyper-parameters in link prediction and question answering tasks, we set the batch size as 64 and 16 respectively, the learning rate as 0.01, the number of training epochs as 10 and 5 respectively, the fixed margin γ as 10, the number of negative sample k as 32, the temperature of sampling β as 1, the number of training tasks as 10,000, the number of validation tasks as 200, the random walk parameters $n_{rw} = 10$, $l_{rw} = 5$ and $t_{rw} = 5$. Furthermore, for each experiment related to link prediction task, we run 5 times with average results reported, and run 3 times for question answering task.

5.2 In-KG Task: Link Prediction

The link prediction task for KGs in the inductive setting have been explored by some previous work [17, 33], we follow their proposed benchmarks and baselines to show the effectiveness of our model. The overall procedure of inductive link prediction is first training a model on the source KG and then testing it on the target KG consisting of entities unseen during training by predicting missing triples [33].

5.2.1 Datasets and Evaluation Metrics. We use datasets derived from original WN18RR [7], FB15k-237 [34] and NELL-995 [45] by Teru et al. [33], which are created for inductive link prediction. Each dataset is sampled as four different versions depending on various scale for robust evaluation. Specifically, each dataset has two disjoint parts sampled from original benchmarks, corresponding to the source KG and the target KG in the inductive setting. The sampling details can be found in Teru et al. [33]. The statistics of datasets are shown in Table 3.

We report Mean Reciprocal Rank (MRR) and Hits at N (Hits@N) to evaluate the performance of link prediction in target KGs. The results are averaged by head and tail prediction. Following baselines [17, 33], the link prediction evaluation results are approximated by ranking each test triple among 50 other randomly sampled candidate negative triples with 5 times.

5.2.2 Baselines. We compare our MorsE with two kinds of methods, rule-learning-based and GraIL-based methods. Rule-learning-based methods consist of RuleN [18], which explicitly extracts rules from KGs, and Neural-LP [49] and DRUM [24], which learn rules in an end-to-end differentiable manner. GraIL-based methods consist of GraIL [33], which learns a GNN to do relation prediction inductively and can handle unseen entities, and its improvement method, CoMPiLE [17].

5.2.3 Adaption Details. As described in Section 4.3, for adapting MorsE to the link prediction task, we can freeze its parameters, and use it to produce entity embedding on target KGs to conduct inductive link prediction directly. This experimental setup is the same as the setup of prior models achieving inductive link prediction, and we show results for MorsE on freezing adaption mode in Table 2. Furthermore, unlike baselines, our model provide fine-tuning adaption that train MorsE on triples in target KGs, and we calculate the loss based on the same loss function as Equation (11) for fine-tuning optimization. During fine-tuning, we set batch size as 512, the learning rate as 0.001, the number of epochs as 1000, and $\gamma = 10$, $k = 64$ and $\beta = 1$ for negative sampling.

5.2.4 Result Analysis. In Table 2, we show the results of inductive link prediction, where for fair comparison, results of MorsE are from freezing adaption. Note that our model is an embedding-based framework can be equipped with different score functions from conventional KGE methods, thus results of MorsE equipped with four typical KGE methods, TransE, DistMult, ComplEx, and RotatE, are reported. From Table 2, we can see that MorsE outperforms baselines on most datasets which achieve the state-of-the-art performance in inductive link prediction. Even though we only highlight the best results, MorsE with different KGE methods consistently outperforms baselines. For example, among different versions of

FB15k-237, the results of MorsE with TransE, DistMult, ComplEx and RotatE, increase on average, by 14.6%, 13.0%, 10.8%, 13.7% relatively. More importantly, as a framework of inductive knowledge graph embedding, MorsE could continuously take advantages of the development in the area of knowledge graph embedding, while other baselines can not.

Moreover, compared with baselines which are directly adapted to a target KG after being trained on a source KG, MorsE gives a more flexible choice for adaption—fine-tuning on the target KG. In Figure 3, we show the results of MorsE with different fine-tuning epochs on various datasets. We find that after fine-tuning just a few epochs, MorsE obtains significant improvements for different KGE methods. Such fine-tuning is efficient and effective, for example, in NELL-995 (v3), even though the results of MorsE with TransE and RotatE are worse than baselines in Table 2, just 1 quick epoch fine-tuning will make MorsE outperform CoMPiLE and achieve the state-of-the-art on NELL-995 (v3).

Overall, we show that our proposed MorsE obtain better performance compared with baselines on inductive link prediction tasks, indicating that MorsE can achieve inductive knowledge graph embedding effectively (Q1). Furthermore, besides adapting the model directly using the freezing setting on a target KG like conventional inductive KGE methods, our proposed MorsE can be easily fine-tuned on the target KG and such fine-tuning is efficient and effective for further performance improvement.

5.3 Out-of-KG Task: Question Answering

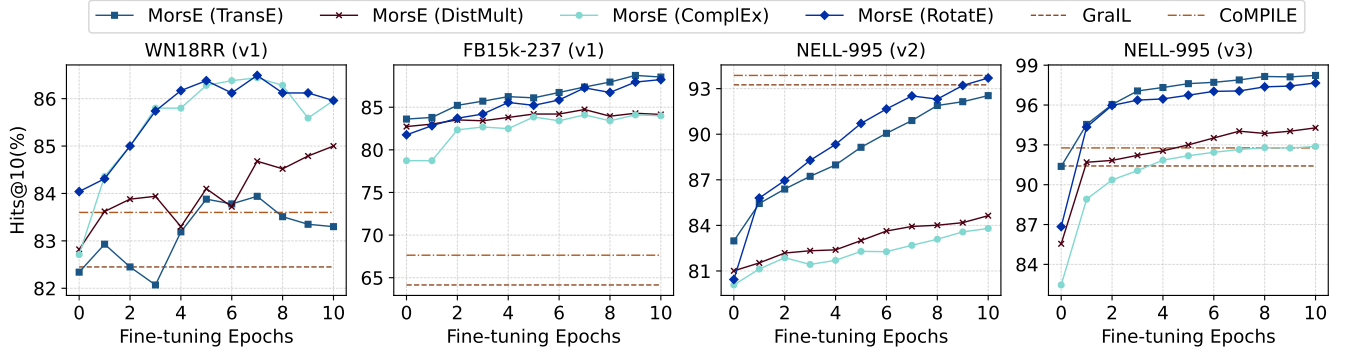
To show that our model can achieve inductive knowledge graph embedding which can solve various KG-related tasks including out-of-KG tasks, we evaluate MorsE on answering questions using knowledge from KGs [52]. Unlike the inductive link prediction task, QA with KGs in inductive settings has not been studied, so we create an inductive version based on conventional QA tasks. We first describe such problem statement in the following.

5.3.1 Problem Statement. Given a question q and an answer choice a , prior works [14, 52] will find the entities that appear in either the question or answer choice as topic entities $\mathcal{V}_{q,a}$, and then extract a sub-KG from a background KG \mathcal{G}_{bg} for this QA pair, $\mathcal{G}_{sub}^{q,a}$, which comprises all entities on the k -hop paths between entities in $\mathcal{V}_{q,a}$. To construct KGs in the inductive setting, after extracting sub-KGs for all the question-choice pairs, we remove entities together with their related triples in the sub-KGs from the background KG \mathcal{G}_{bg} , and denote the remaining part as \mathcal{G}_{bg}' . For implementation of MorsE, we treat \mathcal{G}_{bg}' as a source KG, and the sub-KGs for QA pairs as target KGs. The entities in the target KGs are not seen in the source KG.

5.3.2 Datasets and Evaluation Metrics. We use the dataset CommonsenseQA [32], which is a 5-way multiple choice QA task that requires reasoning with commonsense knowledge and contain 12,102 questions. For each question-choice pair, its corresponding commonsense is a sub-graph extracted from *ConceptNet* [30], which is a general-domain knowledge graph. As mentioned above, we remove the entities appearing in KGs of QA pairs from *ConceptNet*, and then make the remaining part as the source KG and KGs of QA pairs as the target KGs. Finally, there are 17 relations, 650,763 entities and 1,148,711 triples in the source KG (\mathcal{G}_{bg}'). Following prior

Table 2: Hits@10 (%) of link prediction for KGs in the inductive setting. Results of baselines are taken from Mai et al. [17]. Bold numbers denote the best results of all models and underline numbers denote the best results of baselines.

	WN18RR				FB15k-237				NELL-995			
	v1	v2	v3	v4	v1	v2	v3	v4	v1	v2	v3	v4
Neural-LP	74.37	68.93	46.18	67.13	52.92	58.94	52.90	55.88	40.78	78.73	82.71	<u>80.58</u>
DRUM	74.37	68.93	46.18	67.13	52.92	58.73	52.90	55.88	19.42	78.55	82.71	<u>80.58</u>
RuleN	80.85	78.23	53.39	71.59	49.76	77.82	<u>87.69</u>	85.60	53.50	81.75	77.26	61.35
GraIL	82.45	78.68	58.43	73.41	64.15	81.80	82.83	<u>89.29</u>	<u>59.50</u>	93.25	91.41	73.19
CoMPiLE	<u>83.60</u>	<u>79.82</u>	<u>60.69</u>	<u>75.49</u>	<u>67.64</u>	<u>82.98</u>	84.67	87.44	58.38	93.87	92.77	75.19
MorsE (TransE)	81.45	78.84	67.30	76.46	84.74	96.31	95.79	96.43	51.76	83.81	89.28	82.42
MorsE (DistMult)	83.74	79.98	66.06	79.33	82.51	94.93	94.93	95.75	66.56	79.40	84.35	54.06
MorsE (ComplEx)	83.54	81.39	67.28	79.43	79.95	92.78	93.64	95.07	64.98	76.92	82.95	42.58
MorsE (RotatE)	84.14	81.50	70.92	79.61	83.17	95.67	95.69	95.89	65.20	80.70	87.67	53.44

**Figure 3: Results with different fine-tuning epochs.**

works, we conduct the experiments on the in-house data split used in Lin et al. [14], and report the accuracy (Acc.) of development set (IHdev) and test set (IHtest).

5.3.3 Baselines. Following prior works on question answering with language models and knowledge graphs [8, 14, 52], we first compare with a vanilla fine-tuned language model—RoBERTa-large [15], which does not use the KG. Furthermore, we use compare with QA-GNN [52], and its baselines, including RN [26], RGCN [27], GconAttn [43], KagNet [14], MHGRN [8]. RN, RGCN and GconAttn are relation-aware graph neural networks for KGs, and KagNet and MHGRN are methods model paths in KGs for QA pairs. For fair comparison, we use the same language model in all the baselines and our model.

5.3.4 Adaption Details. According to Section 4.3, we adapt MorsE to the question answering task by freezing mode and the inductive knowledge graph embeddings produced by MorsE are used as input entity features in QA-GNN [52]. We use meta-trained MorsE to obtain entity embeddings for $\mathcal{G}_{sub}^{q,a}$ for each QA pair (q, a) and train QA-GNN [52], on top of the produced embeddings.

In general, given a QA pair (q, a) and a KG $\mathcal{G}_{sub}^{q,a}$ related to this QA pair, the goal of question answering is to calculate the probability of $p(a|q)$ based on the QA context and $\mathcal{G}_{sub}^{q,a}$. In QA-GNN, this

probability is calculated by,

$$p(a|q) \propto \exp(\text{MLP}(z^{\text{LM}}, \text{QA-GNN}(q, a, \mathcal{G}_{sub}^{q,a}))), \quad (13)$$

where z^{LM} is the output representation of the QA pair from a language model (LM). QA-GNN is conducted on a KG where q and a are connected to $\mathcal{G}_{sub}^{q,a}$. During conducting QA-GNN, the input feature for q and a are their representations from the LM, and the input feature E^{in} for entities in $\mathcal{G}_{sub}^{q,a}$ are obtained by their text information in *ConceptNet* and pre-trained BERT-LARGE, which is proposed in Feng et al. [8].

To adapt MorsE to QA-GNN, we fuse the entity embedding from meta-trained MorsE with input entity features in QA-GNN,

$$E = f_{\theta, \phi}(\mathcal{G}_{sub}^{q,a}), \\ E^{\text{in}} := W^f [E; E^{\text{in}}]. \quad (14)$$

During adapting MorsE to QA-GNN (i.e., QA-GNN+MorsE), we train it using the same hyper-parameter settings with original QA-GNN, and use the trained QA-GNN parameters as the initialization. The learnable parameters include QA-GNN parameters and the W^f for embedding fusion, and the θ and ϕ are fixed.

5.3.5 Result Analysis. Results are shown in Table 4, where MorsE is equipped with the general and effective KGE method TransE. As

Table 3: Statistics of various versions of WN18RR (W), FB15k-237 (F) and NELL-995 (N). We show the number of relations (#rel), entities (#ent) and triples (#tri) in the source KG, and the number of relations, entities, triples as well as test triples (#test) in the target KG.

	Source KG			Target KG			
	#rel	#ent	#tri	#rel	#ent	#tri	#test
W1	9	2,746	6,678	8	922	1,618	188
W2	10	6,954	18,968	10	2,757	4,011	441
W3	11	12,078	32,150	11	5,084	6,327	605
W4	9	3,861	9,842	9	7,084	12,334	1,429
F1	180	1,594	5,226	142	1,093	1,993	205
F2	200	2,608	12,085	172	1,660	4,145	478
F3	215	3,668	22,394	183	2,501	7,406	865
F4	219	4,707	33,916	200	3,051	11,714	1,424
N1	14	3,103	5,540	14	225	833	100
N2	88	2,564	10,109	79	2,086	4,586	476
N3	142	4,647	20,117	122	3,566	8,048	809
N4	76	2,092	9,289	61	2,795	7,073	731

Table 4: Performance (%) of meta-knowledge transfer for question answering on CommonsenseQA. Results of base-lines are taken from Yasunaga et al. [52].

	IHdev-Acc.	IHtest-Acc.
RoBERTa-large	73.07 (± 4.5)	68.69 (± 5.6)
+ RGCN	72.69 (± 1.9)	68.41 (± 6.6)
+ GconAttn	72.61 (± 3.9)	68.59 (± 9.6)
+ KagNet	73.47 (± 2.2)	69.01 (± 7.6)
+ RN	74.57 (± 9.1)	69.08 (± 2.1)
+ MHGRN	74.45 (± 1.0)	71.11 (± 8.1)
+ QA-GNN	76.54 (± 2.1)	73.41 (± 9.2)
+ QA-GNN + MorsE	77.67 (± 3.4)	75.56 (± 2.1)

the results, our proposed MorsE achieves the best performance, and obtains consistent improvement compared to the baselines. In comparison with the best results, the results of MorsE increase by 1.5% and 2.9% relatively on the development and test set. For each QA-related KG, MorsE adapt on it and produce entity embeddings directly, since the task training objective is QA and the freezing adaption will make the model more focused on learning parameters related to QA tasks. Based on the state-of-the-art QA results in Table 4, we could conclude that MorsE successfully achieve inductive knowledge graph embedding which help question answering for KGs in the inductive setting (Q2).

5.4 Model Analysis

5.4.1 Ablation Study. In this section, we do ablation study on different components of MorsE. For removing the meta-learning setting,

Table 5: MRR (%) results of ablation study.

	WN18RR (v1)	FB15k-237 (v1)
MorsE	66.01	61.93
w/o meta-learning	54.29	56.13
w/o entity initializer	63.87	59.90
w/o GNN modulator	21.93	59.07

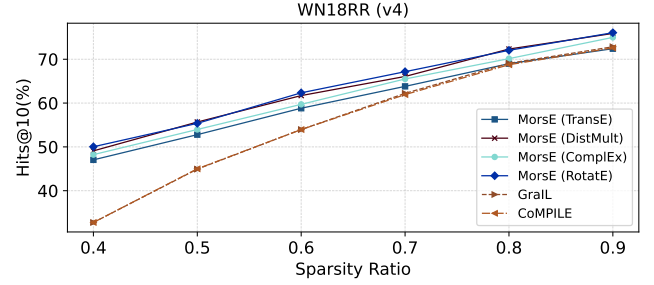


Figure 4: Results on datasets with target KG remaining different ratios of triples (sparsity ratio).

we train MorsE on the source KG directly while not on the tasks with support and query sets. For ablating the entity initializer, we initialize entity embeddings randomly for each task during meta-training and model adaption. For ablating the GNN modulator, we skip the procedure of the GNN modulator and use the initialized embeddings from the entity initializer as entity embeddings. We conduct ablation studies on inductive link prediction tasks, and show the results of MorsE with TransE, which is the most representative KGE method, in Table 5. The results show that different components are important and it's beneficial to model them jointly. Moreover, we find that the meta-learning setting is essential for the performance, which indicates that simulating a set of tasks for meta-training benefits the model generalization a lot. Furthermore, the result decreases significantly when removing the GNN modulator on WN18RR (v1), and it's reasonable since the number of relations in WN18RR is less than FB15k-237, so the entity embeddings only based on the entity initializer are naive.

5.4.2 Target KG Sparsity Analysis. The training regime of meta-learning is known to be beneficial to generalization on not only new tasks but also tasks with limited data [9], so we believe that our proposed MorsE can also obtain better performance on target KG with limited triples than other baselines for KGs in the inductive setting. In the inductive link prediction task, we randomly delete triples in the target KG to make target KG sparse, and remain different ratios of triples. We call such ratio as sparsity ratio. We conduct inductive link prediction with various sparsity ratios on WN18RR (v4), since this dataset has enough triples in the target KG. From the results in Figure 4, we find that the performances for MorsE with different KGE methods decrease less than GraIL and CoMPLE, as the target KG becomes sparse. The results indicate that MorsE is more robust to the sparsity of the target KG compared with baselines, which means that MorsE can produce high-quality

entity embeddings even though the number of triples in a KG is limited.

6 CONCLUSION

In this paper, we emphasize knowledge graph embedding as a general solution to represent knowledge graphs for in-KG and out-of-KG tasks, and extend it to the inductive setting. Unlike current methods which focus only on the completion task for KGs in the inductive setting, we raise a problem of inductive knowledge graph embedding which can handle both in-KG and out-of-KG tasks for KGs in the inductive setting. To solve this problem, we propose a model MorsE which considers transferring universal, entity-independent meta-knowledge by meta-learning. Our experimental results show that the MorsE outperforms existing state-of-the-art models on inductive link prediction tasks. Moreover, MorsE also achieves best results on the question answering task with KGs in the inductive setting. Further model analyses indicate that components in MorsE are essential and MorsE are more robust to the sparsity of the target KG than other baselines. In the future, we plan to explore more inductive settings for tasks related to knowledge graphs, and evaluate our proposed model on more applications and datasets.

REFERENCES

- [1] Jinheon Baek, Dong Bok Lee, and Sung Ju Hwang. 2020. Learning to Extrapolate Knowledge: Transductive Few-shot Out-of-Graph Link Prediction. In *NeurIPS*.
- [2] Kurt D. Bollacker, Colin Evans, Praveen K. Paritosh, Tim Sturge, and Jamie Taylor. 2008. Freebase: a collaboratively created graph database for structuring human knowledge. In *SIGMOD*.
- [3] Antoine Bordes, Nicolas Usunier, Alberto Garcia-Duran, Jason Weston, and Oksana Yakhnenko. 2013. Translating embeddings for modeling multi-relational data. In *NIPS*.
- [4] Andrew Carlson, Justin Betteridge, Bryan Kisiel, Burr Settles, Estevam R. Hruschka, and Tom M. Mitchell. 2010. Toward an architecture for never-ending language learning. In *AAAI*.
- [5] Jiajun Chen, Huarui He, Feng Wu, and Jie Wang. 2021. Topology-Aware Correlations Between Relations for Inductive Link Prediction in Knowledge Graphs. In *AAAI*. AAAI Press, 6271–6278.
- [6] Mingyang Chen, Wen Zhang, Wei Zhang, Qiang Chen, and Huajun Chen. 2019. Meta Relational Learning for Few-Shot Link Prediction in Knowledge Graphs. In *EMNLP*.
- [7] Tim Dettmers, Pasquale Minervini, Pontus Stenetorp, and Sebastian Riedel. 2018. Convolutional 2d knowledge graph embeddings. In *Proceedings of the AAAI Conference on Artificial Intelligence*.
- [8] Yanlin Feng, Xinyue Chen, Bill Yuchen Lin, Peifeng Wang, Jun Yan, and Xiang Ren. 2020. Scalable Multi-Hop Relational Reasoning for Knowledge-Aware Question Answering. In *Proceedings of the 2020 Conference on Empirical Methods in Natural Language Processing, EMNLP 2020, Online, November 16–20, 2020*, Bonnie Webber, Trevor Cohn, Yulan He, and Yang Liu (Eds.). Association for Computational Linguistics, 1295–1309.
- [9] Chelsea Finn, Pieter Abbeel, and Sergey Levine. 2017. Model-Agnostic Meta-Learning for Fast Adaptation of Deep Networks. In *ICML*.
- [10] Luis Antonio Galárraga, Christina Teflioudi, Katja Hose, and Fabian M. Suchanek. 2013. AMIE: association rule mining under incomplete evidence in ontological knowledge bases. In *WWW*. International World Wide Web Conferences Steering Committee / ACM, 413–422.
- [11] Takuo Hamaguchi, Hidekazu Oiwa, Masashi Shimbo, and Yuji Matsumoto. 2017. Knowledge Transfer for Out-of-Knowledge-Base Entities: A Graph Neural Network Approach. In *IJCAI*.
- [12] Yanchao Hao, Yuanzhe Zhang, Kang Liu, Shizhuo He, Zhanyi Liu, Hua Wu, and Jun Zhao. 2017. An end-to-end model for question answering over knowledge base with cross-attention combining global knowledge. In *Proceedings of the 55th Annual Meeting of the Association for Computational Linguistics (Volume 1: Long Papers)*. 221–231.
- [13] Gregory Koch, Richard Zemel, and Ruslan Salakhutdinov. 2015. Siamese neural networks for one-shot image recognition. In *ICML deep learning workshop*, Vol. 2.
- [14] Bill Yuchen Lin, Xinyue Chen, Jamin Chen, and Xiang Ren. 2019. KagNet: Knowledge-Aware Graph Networks for Commonsense Reasoning. In *Proceedings of the 2019 Conference on Empirical Methods in Natural Language Processing and the 9th International Joint Conference on Natural Language Processing (EMNLP-IJCNLP)*. 2829–2839.
- [15] Yinhan Liu, Myle Ott, Naman Goyal, Jingfei Du, Mandar Joshi, Danqi Chen, Omer Levy, Mike Lewis, Luke Zettlemoyer, and Veselin Stoyanov. 2019. Roberta: A robustly optimized bert pretraining approach. *arXiv preprint arXiv:1907.11692* (2019).
- [16] Yuanfu Lu, Xunqiang Jiang, Yuan Fang, and Chuan Shi. 2021. Learning to Pre-train Graph Neural Networks. In *AAAI*. AAAI Press, 4276–4284.
- [17] Sijie Mai, Shuangjia Zheng, Yuedong Yang, and Haifeng Hu. 2021. Communicative Message Passing for Inductive Relation Reasoning. In *AAAI*. AAAI Press, 4294–4302.
- [18] Christian Meilicke, Manuel Fink, Yanjie Wang, Daniel Ruffinelli, Rainer Gemulla, and Heiner Stuckenschmidt. 2018. Fine-Grained Evaluation of Rule- and Embedding-Based Systems for Knowledge Graph Completion. In *The Semantic Web - ISWC 2018 - 17th International Semantic Web Conference, Monterey, CA, USA, October 8–12, 2018, Proceedings, Part I (Lecture Notes in Computer Science, Vol. 11136)*. Springer, 3–20.
- [19] Nikhil Mishra, Mostafa Rohaninejad, Xi Chen, and Pieter Abbeel. 2018. A Simple Neural Attentive Meta-Learner. In *International Conference on Learning Representations*.
- [20] Tsendsuren Munkhdalai and Hong Yu. 2017. Meta Networks. In *International Conference on Machine Learning*. 2554–2563.
- [21] Guanglin Niu, Yang Li, Chengguang Tang, Ruiying Geng, Jian Dai, Qiao Liu, Hao Wang, Jian Sun, Fei Huang, and Luo Si. 2021. Relational Learning with Gated and Attentive Neighbor Aggregator for Few-Shot Knowledge Graph Completion. In *SIGIR*.
- [22] Adam Paszke, Sam Gross, Francisco Massa, Adam Lerer, James Bradbury, Gregory Chanan, Trevor Killeen, Zeming Lin, Natalia Gimelshein, Luca Antiga, et al. 2019. Pytorch: An imperative style, high-performance deep learning library. In *Advances in neural information processing systems*. 8026–8037.
- [23] Jiezhong Qiu, Qibin Chen, Yuxiao Dong, Jing Zhang, Hongxia Yang, Ming Ding, Kuansan Wang, and Jie Tang. 2020. GCC: Graph Contrastive Coding for Graph Neural Network Pre-Training. In *KDD*. ACM, 1150–1160.
- [24] Ali Sadeghian, Mohammadreza Armandpour, Patrick Ding, and Daisy Zhe Wang. 2019. DRUM: End-To-End Differentiable Rule Mining On Knowledge Graphs. In *Advances in Neural Information Processing Systems 32: Annual Conference on Neural Information Processing Systems 2019, NeurIPS 2019, December 8–14, 2019, Vancouver, BC, Canada*. 15321–15331.
- [25] Adam Santoro, Sergey Bartunov, Matthew Botvinick, Daan Wierstra, and Timothy Lillicrap. 2016. Meta-learning with memory-augmented neural networks. In *ICML*.
- [26] Adam Santoro, David Raposo, David G. Barrett, Mateusz Malinowski, Razvan Pascanu, Peter Battaglia, and Timothy Lillicrap. 2017. A simple neural network module for relational reasoning. *Advances in Neural Information Processing Systems* 30 (2017).
- [27] Michael Schlichtkrull, Thomas N. Kipf, Peter Bloem, Rianne Van Den Berg, Ivan Titov, and Max Welling. 2018. Modeling relational data with graph convolutional networks. In *ESWC*.
- [28] Jiawei Sheng, Shu Guo, Zhenyu Chen, Juwei Yue, Lihong Wang, Tingwen Liu, and Hongbo Xu. 2020. Adaptive Attentional Network for Few-Shot Knowledge Graph Completion. In *Proceedings of the 2020 Conference on Empirical Methods in Natural Language Processing (EMNLP)*. 1681–1691.
- [29] Jake Snell, Kevin Swersky, and Richard Zemel. 2017. Prototypical networks for few-shot learning. In *NIPS*.
- [30] Robyn Speer, Joshua Chin, and Catherine Havasi. 2017. ConceptNet 5.5: An Open Multilingual Graph of General Knowledge. In *AAAI*.
- [31] Zhiqing Sun, Zhi-Hong Deng, Jian-Yun Nie, and Jian Tang. 2019. RotatE: Knowledge Graph Embedding by Relational Rotation in Complex Space. In *ICLR*.
- [32] Alon Talmor, Jonathan Herzig, Nicholas Lourie, and Jonathan Berant. 2019. CommonsenseQA: A Question Answering Challenge Targeting Commonsense Knowledge. In *Proceedings of the 2019 Conference of the North American Chapter of the Association for Computational Linguistics: Human Language Technologies, Volume 1 (Long and Short Papers)*. 4149–4158.
- [33] Komal Teru, Etienne Denis, and Will Hamilton. 2020. Inductive relation prediction by subgraph reasoning. In *ICML*.
- [34] Kristina Toutanova, Danqi Chen, Patrick Pantel, Hoifung Poon, Pallavi Choudhury, and Michael Gamon. 2015. Representing text for joint embedding of text and knowledge bases. In *EMNLP*.
- [35] Théo Trouillon, Johannes Welbl, Sebastian Riedel, Éric Gaussier, and Guillaume Bouchard. 2016. Complex embeddings for simple link prediction. In *ICML*.
- [36] Shikhar Vashishth, Soumya Sanyal, Vikram Nitin, and Partha P. Talukdar. 2020. Composition-based Multi-Relational Graph Convolutional Networks. In *ICLR*.
- [37] Oriol Vinyals, Charles Blundell, Timothy Lillicrap, Daan Wierstra, et al. 2016. Matching networks for one shot learning. In *NIPS*.
- [38] Denny Vrandečić and Markus Krötzsch. 2014. Wikidata: A Free Collaborative Knowledge Base. *Commun. ACM* (2014).

- [39] Bo Wang, Tao Shen, Guodong Long, Tianyi Zhou, Ying Wang, and Yi Chang. 2021. Structure-Augmented Text Representation Learning for Efficient Knowledge Graph Completion. In *WWW. ACM / IW3C2*, 1737–1748.
- [40] Minjie Wang, Lingfan Yu, Da Zheng, Quan Gan, Yu Gai, Zihao Ye, Mufei Li, Jinjing Zhou, Qi Huang, Chao Ma, et al. 2019. Deep graph library: Towards efficient and scalable deep learning on graphs. *arXiv preprint arXiv:1909.01315* (2019).
- [41] Peifeng Wang, Jialong Han, Chenliang Li, and Rong Pan. 2019. Logic Attention Based Neighborhood Aggregation for Inductive Knowledge Graph Embedding. In *AAAI*.
- [42] Quan Wang, Zhendong Mao, Bin Wang, and Li Guo. 2017. Knowledge graph embedding: A survey of approaches and applications. *IEEE Transactions on Knowledge and Data Engineering* 29, 12 (2017), 2724–2743.
- [43] Xiaoyan Wang, Pavan Kapanipathi, Ryan Musa, Mo Yu, Kartik Talamadupula, Ibrahim Abdelaziz, Maria Chang, Achille Fokoue, Bassem Makni, Nicholas Mattei, et al. 2019. Improving natural language inference using external knowledge in the science questions domain. In *Proceedings of the AAAI Conference on Artificial Intelligence*. 7208–7215.
- [44] Zhen Wang, Jianwen Zhang, Jianlin Feng, and Zheng Chen. 2014. Knowledge graph embedding by translating on hyperplanes. In *Twenty-Eighth AAAI Conference on Artificial Intelligence*.
- [45] Wenhan Xiong, Thien Hoang, and William Yang Wang. 2017. DeepPath: A Reinforcement Learning Method for Knowledge Graph Reasoning. In *EMNLP*.
- [46] Wenhan Xiong, Mo Yu, Shiyu Chang, Xiaoxiao Guo, and William Yang Wang. 2018. One-Shot Relational Learning for Knowledge Graphs. In *EMNLP*.
- [47] Keyulu Xu, Chengtao Li, Yonglong Tian, Tomohiro Sonobe, Ken-ichi Kawarabayashi, and Stefanie Jegelka. 2018. Representation Learning on Graphs with Jumping Knowledge Networks. In *Proceedings of the 35th International Conference on Machine Learning, ICML 2018, Stockholmsmässan, Stockholm, Sweden, July 10–15, 2018 (Proceedings of Machine Learning Research, Vol. 80)*, Jennifer G. Dy and Andreas Krause (Eds.). PMLR, 5449–5458.
- [48] Bishan Yang, Wen-tau Yih, Xiaodong He, Jianfeng Gao, and Li Deng. 2015. Embedding Entities and Relations for Learning and Inference in Knowledge Bases. In *ICLR*.
- [49] Fan Yang, Zhilin Yang, and William W. Cohen. 2017. Differentiable Learning of Logical Rules for Knowledge Base Reasoning. In *Proceedings of the 31st International Conference on Neural Information Processing Systems (Long Beach, California, USA) (NIPS'17)*. Curran Associates Inc., Red Hook, NY, USA, 2316–2325.
- [50] Huaxiu Yao, Xian Wu, Zhiqiang Tao, Yaliang Li, Bolin Ding, Ruirui Li, and Zhenhui Li. 2020. Automated Relational Meta-learning. In *8th International Conference on Learning Representations, ICLR 2020, Addis Ababa, Ethiopia, April 26–30, 2020*.
- [51] Liang Yao, Chengsheng Mao, and Yuan Luo. 2019. KG-BERT: BERT for Knowledge Graph Completion. *CoRR* abs/1909.03193 (2019).
- [52] Michihiro Yasunaga, Hongyu Ren, Antoine Bosselut, Percy Liang, and Jure Leskovec. 2021. QA-GNN: Reasoning with Language Models and Knowledge Graphs for Question Answering. In *NAACL-HLT*.
- [53] Chuxu Zhang, Huaxiu Yao, Chao Huang, Meng Jiang, Zhenhui Li, and Nitesh V. Chawla. 2020. Few-Shot Knowledge Graph Completion. In *AAAI*. AAAI Press, 3041–3048.
- [54] Fuzheng Zhang, Nicholas Jing Yuan, Defu Lian, Xing Xie, and Wei-Ying Ma. 2016. Collaborative Knowledge Base Embedding for Recommender Systems. In *KDD*.
- [55] Ningyu Zhang, Shumin Deng, Zhanlin Sun, Jiaoyan Chen, Wei Zhang, and Huajun Chen. 2020. Relation Adversarial Network for Low Resource Knowledge Graph Completion. In *Proceedings of The Web Conference 2020*. 1–12.
- [56] Ningyu Zhang, Qianghui Jia, Shumin Deng, Xiang Chen, Hongbin Ye, Hui Chen, Huaixiao Tou, Gang Huang, Zhao Wang, Nengwei Hua, and Huajun Chen. 2021. AliCG: Fine-grained and Evolvable Conceptual Graph Construction for Semantic Search at Alibaba. In *KDD*. ACM, 3895–3905.
- [57] Yufeng Zhang, Weiqing Wang, Wei Chen, Jiajie Xu, An Liu, and Lei Zhao. 2021. Meta-Learning Based Hyper-Relation Feature Modeling for Out-of-Knowledge-Base Embedding. In *CIKM*. ACM, 2637–2646.